



# 2022 ANNUAL REPORT



**MPD MISSION STATEMENT**

*We, the members of the Madison Police Department, are committed to providing high quality police services that are accessible to all members of the community. We believe in the dignity of all people and respect individual and constitutional rights in fulfilling this mission.*

**MPD VISION STATEMENT**

*Madison Police Department will be the national model for exceptional policing through our commitment to selfless public service, effective community partnerships, and evidence-based policing.*



**SERVICE**



**DIVERSITY**



**HUMAN DIGNITY**



**COMMUNITY PARTNERSHIP**



**INTEGRITY**



**LEADERSHIP**



**PROFICIENCY AND CONTINUOUS IMPROVEMENT**



**2 A MESSAGE TO THE COMMUNITY**

**3 TRIBUTE TO AMANDA ANALLA**

**4 THE CITY WE SERVE**

**5 WHO WE ARE**

**6 SPECIALTY UNITS**

**10 2022 SUMMER STRATEGIC PLAN**

**11 TRANSPARENCY MATTERS**

**12 COMMUNITY CONNECTIONS**

**19 SHOWING SUPPORT**

**20 NON-PROFIT SUPPORTERS**

**21 LET'S GET SOCIAL**

**22 APPENDIX**

22 Offenses Known to Police

23 Incident Based Reporting Totals by District

24 Calls For Service

24 Clearance Rates by Part 1 Offense

25 Physical Arrests – Adults

26 Physical Arrests – Juveniles

27 Referred Charges for Adults – by Sex

28 Referred Charges for Adults – by Race

29 Referred Charges for Juveniles – by Sex

30 Referred Charges for Juveniles – by Race

31 Traffic Enforcement Activity/Municipal &  
Traffic Citations

32 10-year Trends

44 2022 MPD Diversity Report

# A MESSAGE TO THE COMMUNITY



Shon F. Barnes  
Chief of Police

I am excited to present the Madison Police Department's 2022 Annual Report. This document reflects the many great accomplishments our department achieved in cooperation with our community last year. I am happy to report significant reductions in some of the most important issues that affect public safety here in Madison. For example, we saw a 14% drop in aggravated assault involving a firearm from the previous year. Six people were unfortunately murdered in our community in 2022 compared to 10 victims the prior year. This is a 40% decrease in homicides. Additionally, fewer community members were victimized by gunfire in 2022 compared to the prior year. In fact, we saw a 39% drop in shots fired calls overall. More than 360 illegal guns were safely taken off our streets in 2022, 100 more guns recovered than in 2021. In the area of stolen cars, we saw a 12% reduction in this crime category that has plagued our county since 2020.

As important as this is, crime numbers are not the only measurement by which a community evaluates their police department or evaluates the health of their community. In 2022, we maintained and enhanced our commitment to make Madison one of the safest cities in America to live, learn, work, play, and visit by focusing on community relationships, transparency, and building community trust. We advanced procedural justice both within the organization and within the community by treating all persons with respect, fairness, and by providing the opportunity for all to have a voice in how our community is policed. These efforts help ensure the highest possible service for our community, to provide officers with the safest environment in which to do their job, and to increase the legitimacy of police work within the community. Our departmental efforts, however, are not sufficient alone. Madison enjoys a strong history of engaged residents and business owners who work to create a shared responsibility in developing strategies to address crime and the perception of crime in our community. This is the foundation of our success. I am extremely proud of the Madison Department personnel who selflessly serve every day with the desire to make our community stronger and safer. From our commissioned officers compassionately engaging with the community every day, to the effective enforcement of our society's laws, to the professional and non-commissioned support staff that keeps the organization running, our commitment to our community is stronger than ever before! Almost every day I hear a story about the compassion our team exhibits as they conduct their daily duties. Most of these stories will never be selected to make the evening news; however, they are being shared in social circles where people connect. On behalf of all of the dedicated public servants that make up the Madison Police Department, I thank you for allowing us to honorably serve our community and I invite you to enjoy this report.

Sincerely,

A handwritten signature in blue ink that reads "Shon F. Barnes".

Shon F. Barnes  
Chief of Police

# TRIBUTE TO AMANDA ANALLA

As we reflect on 2022, we must take a moment to remember Madison Police Department Detective Amanda Analla.

Amanda passed away in May after a fierce battle with HLH and Non-Hodgkin's T Cell Lymphoma, a rare form of cancer. She was 35 years old.

She joined our department in 2008. Amanda is remembered by coworkers as a kind and caring officer, someone who loved children and modeled the definition of community policing.


She spent years mentoring youth and fostering relationships with people living on Madison's south side.

In 2019, Amanda was promoted to detective. She put her whole heart into her work and tirelessly fought for victims in this role.

She remained in this position until her cancer diagnosis. Despite the news, Amanda remained upbeat and determined.

She is survived by her wife Erica and two young daughters.

Her absence is felt profoundly by those who had the honor of knowing her. She was a force that will be missed greatly.



Amanda Analla  
MPD Detective



# THE CITY WE SERVE

## The More You Know

- » Madison is one of only two major U.S. cities built on an isthmus, it lies between Lakes Mendota and Monona
- » More than 140 officially recognized neighborhood associations
- » Visit one of our city's 260 parks
- » Home to University of Wisconsin-Madison, Edgewood College and Madison College
- » Second largest city in Wisconsin
- » Around 270,000 people call Madison home
- » Known for its year-round farmers market

## Heart of the State

- » Madison is the Capitol of Wisconsin
- » Our Capitol building was built with 43 types of stone from six countries and eight states
- » Capitol dome is made solely of granite, making it the largest granite dome in the world

## Let's Get Artsy

- » Nirvana recorded its breakthrough album *Nevermind* in Madison
- » Elvis Presley famously broke up a street fight in Madison in 1977
- » The band Garbage got its start in Madison

## One of a Kind

- » Official city bird is the plastic pink flamingo
- » Named one of the best cities on the earth for biking
- » Home to the World Dairy Expo, the largest dairy expo in the world and one of the largest trade shows

## Foodie Town




- » The Old Fashioned, a restaurant in downtown Madison, was voted as having Wisconsin's Best Cheese Curds
- » Host to a number of famous food festivals like the Great Taste of the Midwest
- » Home to several James Beard award winners

## Notable Names from the Madison area

- » Frank Lloyd Wright
- » Chris Farley
- » Georgia O'Keefe
- » Pleasant Rowland
- » Thornton Wilder



# WHO WE ARE



- » One department split into 6 districts across the city
- » “State of the Art” Training Center
- » 492 commissioned personnel and 119 professional staff
- » National leader in hiring and retaining women
- » Specialized positions: SWAT, K9, Mounted Patrol, Unmanned Aircraft System, Special Events Team, Mental Health Officers, Community Policing Teams, Honor Guard, Neighborhood Officers, Gang and Neighborhood Crime Abatement Team, Narcotics Task Force, Traffic Enforcement Safety Team, Community Outreach and Resource Education Team



# SPECIALTY UNITS



## Mounted Patrol

There are only a handful of mounted patrol units in Wisconsin, including one here at MPD. Led by a Lieutenant, we have 2 full-time police officer riders and 9 part-time police officer riders. We currently have 5 working horses with plans to acquire more in the future. There are 3 major reasons why horses are used in policing:

- » Community engagement combined with high visibility neighborhood patrols – who doesn't love seeing a horse in their neighborhood? The horses are utilized as an approachable means for an officer to interact positively with community members.
- » Crowd management and special events – 1 horse is equal to 10+ officers on foot! The horse and officer have a great view above the crowd. The team can move swiftly through dense crowds and give clear directives to the crowd.
- » Search and rescue – the vantage point from horseback allows for officers to see down and into thick brush and foliage. The horses are able to get into areas where a vehicle could not easily navigate.





## K9

Our K9 team consists of highly-trained, dual-purposes canines who help support the work of MPD operations through narcotic detection, building searches, tracking of missing subjects, apprehending suspects and explosive detection. They are utilized daily and are an important part of our department. In addition to police operations, they also assist and are a huge hit at community outreach events!

We welcomed a new K-9 officer in 2022, Zeke! Officer Mitchell Witt is his handler. Zeke was known as a tracking machine at his kennel. Welcome to the team, Zeke!

The K-9 unit is comprised of 1 sergeant, 8 K9 officers and 8 K9s.



## UAS


Our Unmanned Aircraft System (UAS/Drone) team has become quite popular since its creation in 2017. UAS devices are utilized in missing person cases and when suspects run from the scene of a crime. They have the ability to detect body heat, can operate in the dark and can search large open areas at a faster pace than an officer on foot.

Our UAS team also helps with crowd monitoring at large events. Team members are often asked to do demonstrations at outreach events, such as National Night Out.

More than twenty sworn personnel are a part of our UAS team.

## SWAT

The MPD's Special Weapons and Tactics (SWAT) team was created to assist in safely resolving high-risk situations in our community through the professional utilization of negotiation, tactics and specialized equipment. Our SWAT team is committed to service, professionalism and constant improvement while following these three safety priorities: community members, officers, suspects. SWAT is called into action for high-risk warrant service, barricaded subjects, hostage situations, high-risk fugitive apprehension, dignitary protection, special events, crowd management events and other high-risk situations.



## SET

The Special Events Team (SET) is a structured group of command staff and officers who have completed specialized training in crowd management and crowd control techniques. There are specialty units within SET such as SET Bike Team, SET Field Extrication Team, SET Grenadier Unit, SET Logistics Team and SET Medics Team. The mission of all these units are to protect first amendment rights of community members while also maintaining order and to ensure the safety of all.



## Honor Guard

Members of our department represent our agency and serve as ambassadors for the City of Madison at events on the local, state and national level (funerals, ceremonial events and other special occasions). Members of our Honor Guard represent the highest standards of integrity, professionalism and dedication to duty.



# 2022 SUMMER STRATEGIC PLAN

The Madison Police Department met several of its crime reduction goals outlined in the 2022 Summer Strategic Plan.

The department focused on reducing shots fired calls, stolen auto incidents and hazardous driving, specifically on the Beltline, Mineral Point Road and East Washington Avenue. The hope was to see a 15% reduction in each of these areas.

As compared to last year, our analysis shows a **5% decrease** in stolen autos, a **21% decrease** in shots fired calls and an average of a **23% reduction** on injury accidents on our targeted roads.

The summer strategic plan began on June 1 and ran through October. The plan's effectiveness was then reviewed and studied by department leadership.

## Stolen Autos Incidents

The Madison Police Department saw a 5% decrease in the number of stolen auto cases. While falling short of this year's goal, it is an improvement from last year, when the number of cases increased.

The summer strategic plan covered the months where there was a nationwide spike in people stealing Kia and Hyundai models. In Madison alone, there was a 270% increase in the theft of these particular vehicle brands.

Being proactive, officers and command staff hosted a wheel-lock giveaway and visited apartment complexes in the city, warning people of this problem.

Nearly a third of stolen autos were also left running or had their keys inside at the time of the theft.

Seventy people were arrested during this operation for stolen autos. Of those arrested, 12 were repeat offenders and 38% were under the age of 18.

Under the 2022 summer strategic plan, stolen auto cases were assigned to detectives in the Burglary Crimes Unit. This policy will remain in place going forward.

## Shots Fired Calls

The Madison Police Department saw a 21% reduction in the number of shots fired calls this summer.

In order to meet this goal, employees worked daily to identify hot spots. Data analysts reviewed these incidents in real time and notified department leadership immediately when a problem area emerged. This year, no shots fired hot spots were identified.

Officers seized 168 firearms as evidence of a crime between June and October.

The department also reported a 21% reduction in shots fired calls from the 5-year average.

## Hazardous Driving

When it comes to hazardous driving, the department hoped to see a 15% reduction in injury crashes on the Beltline, Mineral Point Road and East Washington Avenue.

The department saw a 29% reduction in these crashes on the Beltline, a 41.7% reduction on Mineral Point Road and an 8.5% reduction on East Washington Avenue.

Traffic enforcement increased along these roads too. Officers specifically looked for driving behaviors—such as speeding and zooming in and out of traffic—that could lead to injury crashes.

Officers issued 638 citations on the Beltline, 153 on Mineral Point Road and 766 on East Washington Avenue. The number of warnings were similar, with 517 being issued on the Beltline, 130 on Mineral Point Road and 721 on East Washington Avenue.

Madison's Vision Zero project, which looks to improve transportation concerns in the city, helped the department decide which roads to focus on during the summer strategic plan.

# TRANSPARENCY MATTERS

The Madison Police Department continues to receive a high-volume of records requests. On average, each week we receive 500 requests and process the same amount.

In total, we processed 32,006 requests in 2022. This is more than the city of Milwaukee, whose police department processed 28,000 requests.

A new position was created in 2022 that oversees the Madison Police Department's Records, IT, and Crime Analysis divisions.

Last fall, Dr. Eleazer (Lee) Hunt was hired as the Police Director of Data, Reform and Innovation. It is a civilian role equivalent to the same level as assistant chief.

The position will help the department focus on evidence-based policing, community engagement and transparencies. Dr. Hunt will analyze data and help identify solutions to problems officers see in the community.

"We want to implement and apply crime reduction strategies that work, that will reduce crime without having to increase arrests," Hunt said about his new position.

Dr. Hunt and his wife are excited to be living in Madison.

He has worked in law enforcement and the public sector for more than 25 years. He began his career as an archaeologist and found many similarities between policing and archaeology. The recording of a crime scene or archaeological site require keen observation, note taking, photographs and evidence collecting to recreate and preserve the event. He enjoys hiking and gardening.



Dr. Eleazer (Lee) Hunt  
Police Director of Data, Reform and Innovation

# COMMUNITY CONNECTIONS

## Policing with Pride

MPD Pride is a resource group composed of 56 LGBTQ+ employees and allies within our department. The group provides education, information and support to commissioned and professional staff. Members work to cultivate trust within the LGBTQ+ community in Madison and offer additional levels of support for these individuals in need of police services.

### Outreach Events

---

MPD Pride was created to serve as a resource for our department and community. Members understand the need for community outreach and held several events throughout 2022.

In March, the group hosted a pop-up event at a local bookstore to raise funds and awareness for the Teens Like Us program through Briarpatch Youth Services. The program's focus is to provide support and education for queer youth.

During the summer, MPD Pride served food to those attending or participating in the Briarpatch Youth Arts Festival. They also set up a booth outside of the Henry Vilas Zoo and provided resource materials to families wanting more information about the LGBTQ+ community.

MPD Pride and other outreach groups in the department also passed out candy during a trunk or treat event held at a local Wisconsin Army National Guard armory.

### Other Events

---

Members also attended Pride Night events for baseball and soccer teams in our community.

MPD Pride members also worked with the Madison Community Policing Foundation to add a second Pride Squad to our department. These vehicles are also out year-long now, not just in the month of June, which is known as Pride Month.



## Bridging the Gap – Meet the Black Officer Coalition

The Black Officer Coalition is committed to helping build and maintain relationships between the Black Community and the Madison Police Department.

The group also works to support the recruitment, retention and promotions of Black officers within our department.

Since forming in 2019, the group has grown to 15 commissioned members, ranging in a variety of ranks.

### Fulfilling Our Mission

---

The BOC partnered with a number of groups in pursuit of reaching as many people in our community as possible.

The group worked with Black firefighters from Sable Flames to host a career day for elementary students. Dozens of kids got the chance to interact with officers, tour squad cars and ask questions about the policing profession.

Members of the BOC also helped staff a free Leadership Camp for junior high students. Youth taking part are selected by Big Brothers Big Sisters. They learn about goal setting, effective communication and skills essential to life-long success as learned through dynamic team-building exercises. During their time together, members of the BOC serve as mentors to those involved.

The group walked in the city's Juneteenth parade and worked with the River Food Pantry and American Family to provide food for families during the holidays.

The BOC is working with representatives of the Black Student Unions for both LaFollette and Memorial High Schools. The goal is to have open and honest conversations about policing today in Madison.



## Amigos en Azul

Amigos en Azul began in 2004 as a grassroots organization of local police officers who meet regularly to find ways to cultivate a relationship and increase communication with the city's Latino community.

Today, the mission of Amigos is to dissolve cultural barriers, build partnerships and open lines of communication between the Latino community, our department and other law enforcement agencies in Dane County.

The group works hard to promote positive interactions, provide resources and host outreach events for those in our Latino community. Some of those events include a soccer series and a car seat clinic. The group also hosts a Latino Youth Academy summer camp, where they lead youth in daily character-building activities.





## Community Connections - Spring

### Art from the Heart

New this year, members of our department showcased their creative talents, like quilting and flower arranging, during Art from the Heart. The event was held at the Overture Center and featured more than a dozen employees demonstrating their craft or skill. Attendees also had the opportunity to try their hand too.

### Lake View Elementary School Outreach

Members of the Madison Police Department started a new partnership with Lake View Elementary School in 2022. Officers helped with an after-school bicycle safety class. For several weeks, officers taught students how to ride their bikes as well as road safety lessons when it comes to cycling.

Officers were also invited to participate in their Hmong Week celebration and an Earth Day Recycling event.



## Community Connections – Summer

### Safety Saturday

The Madison Police Department interacted with hundreds of youth during Safety Saturday. The event is hosted by the Madison Fire Department and features 25 public and private organization. The goal is to raise community awareness for safety and injury prevention. This summer, the MPD booth featured a dunk tank, where kids had the chance to dunk an officer in uniform!

### Refugee-First Responder Picnic

Each year, members of our CORE Team partners with Jewish Social Services and Open Doors for Refugees to host the Refugee-First Responder Picnic.

The purpose of the Refugee-First Responder Picnic is to bring together recently settled refugee families in the Madison area and local emergency responders, to reduce stigma and fear in the refugee community.

Jewish Social Services and Open Doors for Refugees arranged for translators to assist in roundtable conversations.

### National Night Out

National Night Out is a familiar sight in many American towns, big and small. This annual event is geared toward community building and partnerships. One of our department's core values is community partnerships and National Night Out puts that value into action. This year's event was held at the Mallards Stadium and featured a variety of units from MPD. We also handed out 100 wheel-locks to the owners of Kia and Hyundai vehicle. There was a car theft spikes of these vehicles due to a security flaw in certain models.

### Mounted Patrol Field Trip

The Neighborhood Officers in our West District organized a field trip for youth to the horse farm that houses our Mounted Patrol Unit. Kids spent the day at the farm, learning about our unit and the work it takes to care for our horses.

### It Takes a Village

Officers got the chance to take part in the second "It Takes a Village" community event on Madison's south side. Officers organized a scavenger hunt based at Penn Park and handed out ice-cream treats. We also got a chance to talk to community members about our Addiction Resource Team.



## Community Connections - Fall

### Community Academy

The Madison Police Department hosts a Community Academy every year. The four-part series was offered in November. The goal of the series is to provide a working knowledge of our department's values, goals and operations. Participants are encouraged to ask questions about topics of national concern, such as police use of force. They also get a chance to hear about our department's criminal diversion efforts as well as take part in demonstrations by our special units.

### MPD Cares

For the third year, our department works with Metcalfe's and the Madison Community Police Foundation to provide Thanksgiving Day meals to families in our community. Officers gathered to accept the donated meals from Metcalfe's, packaged the meal components and then delivered the food to recipient families. MPD Cares started in 2020, when the COVID-19 pandemic was acute and food instability was high. We are grateful to continue this annual event.

### Valor Apartments Outreach

Officers are working with property managers at Valor Apartments to provide residents with programming each month. These events range from playground hangouts to back-to-school supply drives, to game nights. In December, an officer dressed as Santa surprised the children at this complex with gifts.



## Community Connections - Winter

### WinterFest

In January, our Community Outreach and Resource Education (CORE) team hosted WinterFest, a family-friendly event at Elver Park. Kids and officers connected through sledding and ice-skating. Families could also relax and visit the craft and s'mores stations.

### Police be my Valentine

For the first time ever, our department hosted "Police be our Valentine." We visited assisted living facilities across the city and handed out specialty valentines, featuring MPD officers, and flowers to residents.

### Battle of the Badges Hockey

It was another showdown on the ice between the MadCity Police and Madison Fire Department hockey teams. The annual hockey game serves as a fundraiser for Safe Communities Madison-Dane County and their recovery coach program.



# SHOWING SUPPORT



## Autism Awareness Squad Car

We have a new squad car patrolling the streets of Madison. We unveiled our Autism Awareness car last April, which serves as Autism Awareness Month. Officer Andrya Coutts saw a similar car in Grant County, while working with Special Olympics of Wisconsin and began the process of getting one for MPD. The Madison Community Policing Foundation helped with the funds to outfit the squad. This is the third of its kind in the state of Wisconsin.



## Special Olympics

Officers within our department continue to find ways to volunteer with Special Olympics Wisconsin. They supported athletes at bowling fundraisers and track meets. Team MPD raised money during this year's Polar Plunge event at Olin Park. Special Olympics Wisconsin honored MPD Officer Andrya Coutts with the Wisconsin Professional Police Association Volunteer of the Year award.



## Prairie Road Pantry

One of our professional employees, Nicki Stapleton, was honored with a national award for her selfless volunteerism. Nicki started the Prairie Road Pantry outside her home during COVID, when many families in our community were faced with food insecurity. Years later, the pantry is still going strong. Nicki was honored by Union Plus for her work.



# NON-PROFIT SUPPORTERS

The Madison Police Department relies heavily on three non-profit organizations – Friends of Madison Mounted Horse Patrol, Capital K9s and the Madison Community Policing Foundation. They each support a different cause/unit within our agency.

The Friends of Madison Mounted Horse Patrol started in 2007 and 100% of their profits go towards the housing, care and training of our horses. The Madison Police Department's Mounted Patrol Unit consists of 1 Lieutenant, 2 full-time police officer riders and 9 part-time police officer riders. This past year, the department welcomed its largest class of new riders. These riders completed an intense four-week riding academy to join the unit.


The unit currently has 5 horses – Bubba, Mr. T, Doc, Cooper and Thor.

Visit the Friends of Madison Mounted Horse Patrol website to learn more about how you can be involved to support our mounted patrol unit: [www.madisonmounted.org](http://www.madisonmounted.org)

Capital K9s has supported our K9 unit since 2004. They cover all expenses for the unit other than the handlers' salaries and benefits. Our K9 unit is comprised of 1 Sergeant and 8 K9 Officers. The dogs are trained to track and find people, search buildings, detect drugs and explosives and apprehend suspects.

If interested in knowing more about how you can help to support our K9 unit visit the Capital K9s website: [capitalk9s.org](http://capitalk9s.org)

The Madison Community Policing Foundation started in 2016 by a small group of retired officers. They were organized to support the department's community policing mission. They support us both financially and with volunteers for community engagement events that allow police to build positive relationships in our community. To learn more about their foundation visit their website: [www.madisoncommunitypolicingfoundation.org](http://www.madisoncommunitypolicingfoundation.org)



# LET'S GET SOCIAL


The Madison Police Department is hoping to connect with more members of our community through social media. We want to meet people on the platforms where they seek their information.

Please consider following us on the platforms linked below.


Facebook: [MadisonPolice](#)



Twitter: [madisonpolice](#)



Instagram: [madisonwipolice](#)



# APPENDIX

## OFFENSES KNOWN TO POLICE

<b>Group A Offenses</b>	<b>2021</b>	<b>2022</b>
Animal Cruelty	4	2
Arson	14	21
Assault Offenses	1,946	2,475
Bribery	0	0
Burglary	978	873
Counterfeiting/Forgery	96	153
Damage to Property	1,331	1,659
Drug/Narcotic Offenses	889	1,101
Embezzlement	35	55
Extortion	29	41
Fraud Offenses	1,385	1,333
Gambling Offenses	0	0
Homicide Offenses	10	6
Human Trafficking Offenses	1	0
Kidnapping/Abduction	76	86
Larceny/Theft Offenses	5,202	5,017
Motor Vehicle Theft	834	732
Pornography/Obscene Material	52	35
Prostitution Offenses	4	4
Robbery	158	135
Sex Offenses, Forcible	220	178
Sex Offenses, Non-Forcible	7	7
Stolen Property Offenses	39	41
Weapon Law Violations*	214	318
<b>Group B Offenses</b>	<b>2021</b>	<b>2022</b>
Bad Checks	30	26
Curfew/Loitering/Vagrancy Violations	2	1
Disorderly Conduct	2,814	2,817
Driving Under the Influence	616	777
Drunkenness	0	0
Family Offenses, Nonviolent	82	107
Liquor Law Violations	200	266
Peeping Tom	1	0
Runaway	0	0
Trespass of Real Property	605	592
All Other Offenses	7,314	8,410
<b>TOTAL</b>	<b>25,188</b>	<b>27,268</b>

\*Weapon Law Violations include prohibiting the manufacture, sale, purchase, transportation, possession, concealment, or use of firearms, cutting instruments, explosives (including fireworks). The number of offenses in this category does not represent "shots fired" calls for service.

The Madison Police Department participates in the Uniform Crime Reporting (UCR) Program which is administered by the FBI. The crime labels provided in these tables are set and defined by the UCR program. Some crime categories have additional sub-categories, this table summarizes these sub-categories into the larger definition (theft, fraud, sex offences forcible, sex offenses non-forcible, assault, drug/narcotic offenses, damage to property, and prostitution offenses).



# INCIDENT BASED REPORTING TOTALS BY DISTRICT

Group A Offenses	Central	East	Midtown	North	South	West	Oth/Unk	Totals
Animal Cruelty	0	1	0	0	1	0	0	2
Arson	6	6	2	3	2	2	0	21
Assault Offenses	552	487	307	488	283	332	26	2,475
Bribery	0	0	0	0	0	0	0	0
Burglary	226	161	161	129	63	122	11	873
Counterfeiting/Forgery	27	44	18	27	10	26	1	153
Damage to Property	336	332	243	331	182	228	7	1,659
Drug/Narcotic Offenses	378	212	78	257	77	73	26	1,101
Embezzlement	3	15	6	11	8	12	0	55
Extortion	13	10	7	3	5	3	0	41
Fraud Offenses	255	291	247	167	112	253	8	1,333
Gambling Offenses	0	0	0	0	0	0	0	0
Homicide Offenses	1	0	0	2	1	2	0	6
Human Trafficking Offenses	0	0	0	0	0	0	0	0
Kidnapping/Abduction	11	18	13	18	15	8	3	86
Larceny/Theft Offenses	999	1,340	718	561	320	1,063	16	5,017
Motor Vehicle Theft	87	187	104	127	91	130	6	732
Pornography/Obscene Material	7	10	4	2	3	8	1	35
Prostitution Offenses	0	0	3	1	0	0	0	4
Robbery	15	32	28	31	12	16	1	135
Sex Offenses, Forcible	51	32	21	29	19	23	3	178
Sex Offenses, Non-Forcible	2	1	0	2	1	1	0	7
Stolen Property Offenses	10	10	4	6	3	8	0	41
Weapon Law Violations*	81	49	45	74	23	41	5	318
Group B Offenses	Central	East	Midtown	North	South	West	Oth/Unk	Totals
Bad Checks	0	5	0	1	4	16	0	26
Curfew/Loitering/Vagrancy Violations	1	0	0	0	0	0	0	1
Disorderly Conduct	749	576	313	505	307	338	29	2,817
Driving Under the Influence	156	162	107	128	90	98	36	777
Drunkenness	0	0	0	0	0	0	0	0
Family Offenses, Nonviolent	17	28	6	22	10	20	4	107
Liquor Law Violations	212	7	30	6	5	4	2	266
Peeping Tom	0	0	0	0	0	0	0	0
Runaway	0	0	0	0	0	0	0	0
Trespass of Real Property	165	164	55	106	26	73	3	592
All Other Offenses	1,931	1,886	965	1,585	885	974	184	8,410
<b>TOTAL</b>	<b>6,291</b>	<b>6,066</b>	<b>3,485</b>	<b>4,622</b>	<b>2,558</b>	<b>3,874</b>	<b>372</b>	<b>27,268</b>

\*Weapon Law Violations include prohibiting the manufacture, sale, purchase, transportation, possession, concealment, or use of firearms, cutting instruments, explosives (including fireworks). The number of offenses in this category does not represent "shots fired" calls for service.

The Madison Police Department participates in the Uniform Crime Reporting (UCR) Program which is administered by the FBI. The crime labels provided in these tables are set and defined by the UCR program. Some crime categories have additional sub-categories, this table summarizes these sub-categories into the larger definition (theft, fraud, sex offences forcible, sex offenses non-forcible, assault, drug/narcotic offenses, damage to property, and prostitution offenses).

# CALLS FOR SERVICE

Madison Police Department has historically collected and published data on “calls for service” (CFS). While this number is not the best measure of community policing, it is a measure of call volume. To continuously improve the data we are publishing, MPD has dropped some calls from our CFS data. We are no longer reporting calls to 911 or the non-emergency number where an MPD Officer did not respond. A good example of what we no longer report is a 911 call that dropped, was assigned to MPD, and then on call back was a child playing with the phone. We are hopeful this data helps those seeking information on Madison Police Department and we are happy to be able to provide some historical data using the current count method.

The coronavirus pandemic continues to pose challenges for police departments nationwide. In Madison, we saw cases involving COVID variants surge over the past year. Officers had to change their practices to help control the spread of the virus among first responders and community members. Many were creative and found new and innovative ways to serve our community. Over the past two years, the department has seen a small decline for in-person calls for service due to response restrictions caused by the pandemic.

## Calls for Service by Year

- » 2022: 180,621
- » 2021: 137,456
- » 2020: 125,272
- » 2019: 145,205
- » 2018: 143,359
- » 2017: 144,586

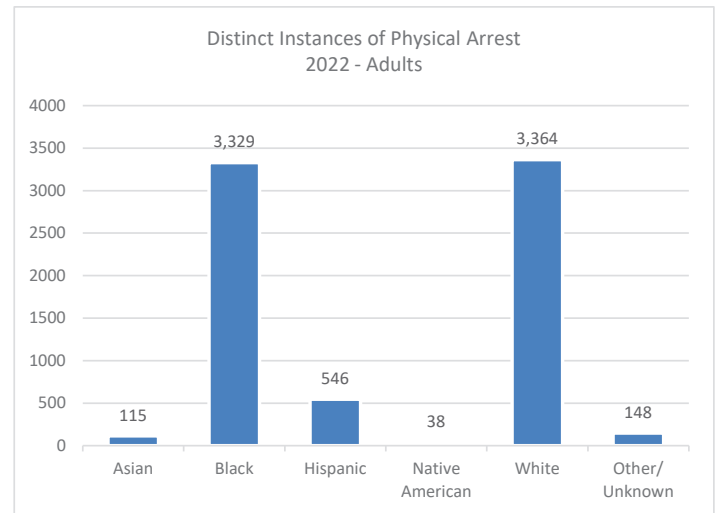
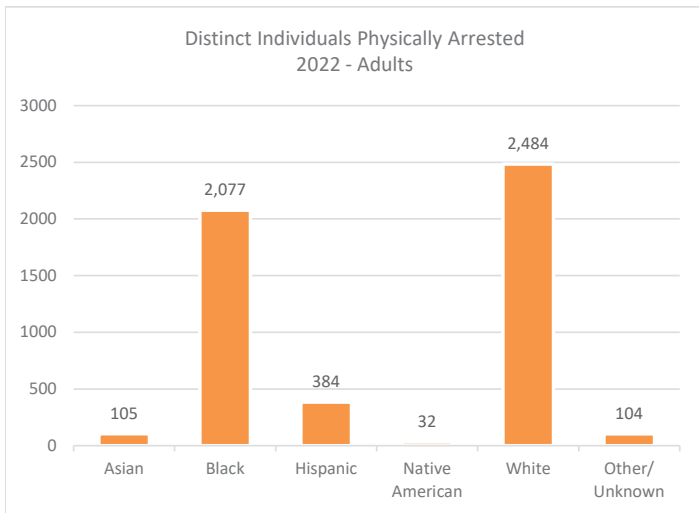
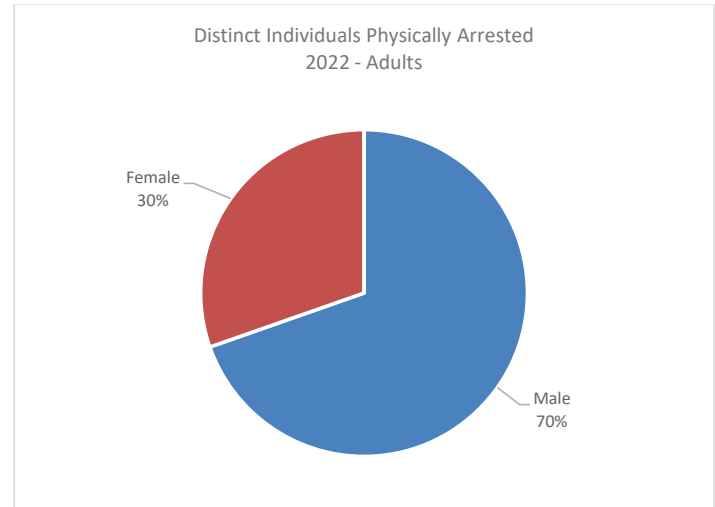
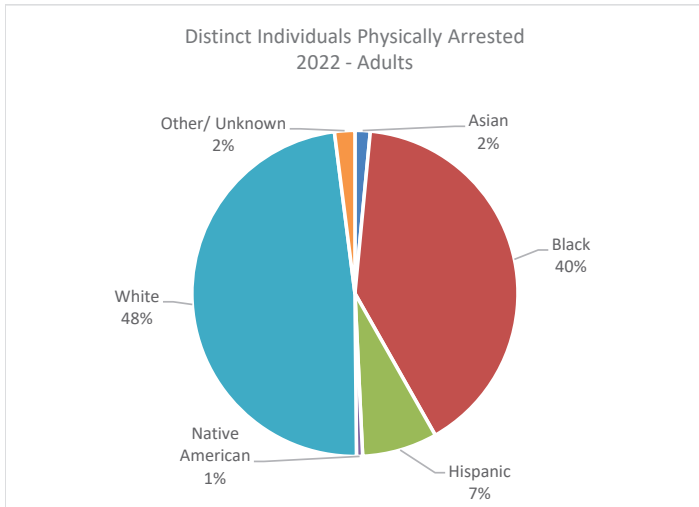
# CLEARANCE RATES BY PART 1 OFFENSE

Category		2021	2022	% Change	2022 Crimes Cleared	2022 Clearance Rate*
<b>Violent Crime</b>		<b>853</b>	<b>804</b>	<b>-6%</b>	<b>575</b>	<b>72%</b>
	Homicide	10	6	-40%	9	150%
	Forcible Rape	99	78	-21%	37	47%
	Aggravated Assault	586	604	3%	484	80%
	Robbery	158	116	-27%	45	39%
<b>Property Crime</b>		<b>7,014</b>	<b>6,558</b>	<b>-7%</b>	<b>1,031</b>	<b>16%</b>
	Burglary	978	920	-6%	179	19%
	Larceny (Theft)	5,202	4,931	-5%	724	15%
	Motor Vehicle Theft	834	707	-15%	128	18%

\*Clearance Rate is calculated by dividing the number of crimes that are “cleared” by the total number of crimes recorded.

The Madison Police Department participates in the Uniform Crime Reporting (UCR) Program which is administered by the FBI. The crime labels provided in these tables are set and defined by the UCR program. Some crime categories have additional sub-categories, this table summarizes these sub-categories into the larger definition (theft, fraud, sex offences forcible, sex offenses non-forcible, assault, drug/narcotic offenses, damage to property, and prostitution offenses).

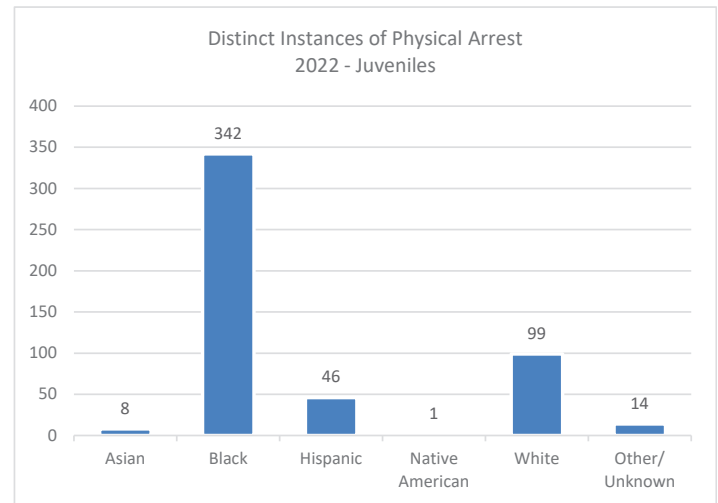
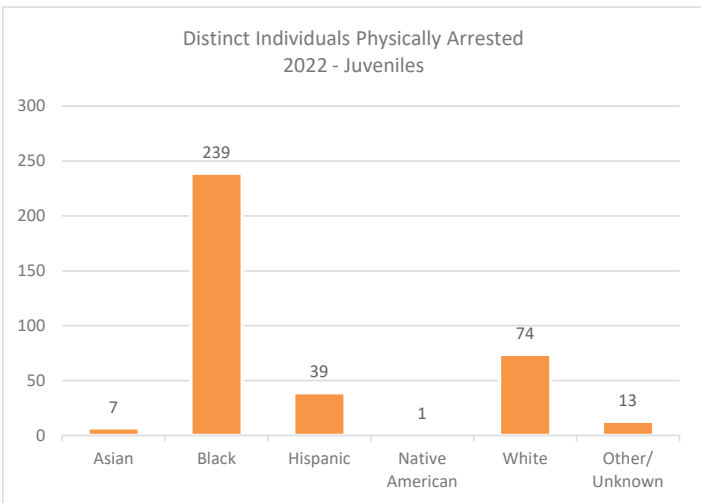
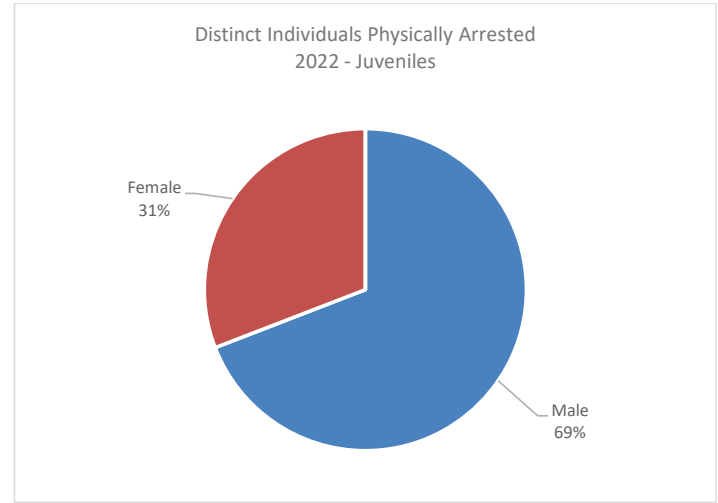
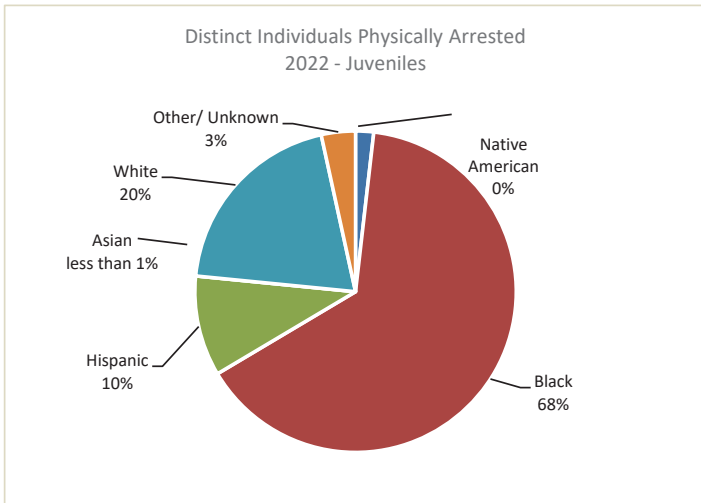
# PHYSICAL ARRESTS - ADULTS



5,186 distinct adult individuals accounted for the 7,540 instances of physical arrest in 2022. 1,103 individuals were physically arrested more than one time in 2022. These "repeat arrestees" accounted for 14.6% of all physical arrests.

Individuals who were physically arrested more than once in 2022 are counted for each time they were arrested.

# PHYSICAL ARRESTS – JUVENILES



373 distinct juveniles accounted for the 510 instances of physical arrest in 2022. 72 individuals were physically arrested more than one time in 2022. These "repeat juvenile arrestees" accounted for 14.1% of all physical arrests.

Individuals who were physically arrested more than once in 2022 are counted for each time they were arrested.

## REFERRED CHARGES FOR ADULTS – BY SEX

These figures depict **referred charges**, not distinct number of arrests. Arrested individuals may be counted multiple times based on the number of charges referred after an arrest was made. Our department values and participates in Restorative Justice initiatives when appropriate.

<b>Group A Offenses</b>	<b>Male</b>	<b>Female</b>	<b>Unknown</b>	<b>Total</b>
Animal Cruelty	1	1	0	2
Arson	5	3	0	8
Assault Offenses	1,066	351	1	1,418
Bribery	0	0	0	0
Burglary	104	6	0	110
Counterfeiting/Forgery	21	8	0	29
Damage to Property	316	102	0	418
Drug/Narcotic Offenses	528	179	0	707
Embezzlement	11	13	0	24
Extortion	4	0	0	4
Fraud Offenses	60	23	0	83
Gambling Offenses	0	0	0	0
Homicide Offenses	15	2	0	17
Human Trafficking Offenses	0	0	0	0
Kidnapping/Abduction	63	6	0	69
Larceny/Theft Offenses	428	307	0	735
Motor Vehicle Theft	86	21	0	107
Pornography/Obscene Material	17	1	0	18
Prostitution Offenses	3	0	0	3
Robbery	48	10	0	58
Sex Offenses, Forcible	76	2	0	78
Sex Offenses, Non-Forcible	5	0	0	5
Stolen Property Offenses	31	0	0	31
Weapon Law Violations	195	32	0	227
<b>Group B Offenses</b>	<b>Male</b>	<b>Female</b>	<b>Unknown</b>	<b>Total</b>
Bad Checks	2	1	0	3
Curfew/Loitering/Vagrancy Violations	0	0	0	0
Disorderly Conduct	1,717	607	3	2,327
Driving Under the Influence	274	90	0	364
Drunkenness	0	0	0	0
Family Offenses, Nonviolent	52	27	0	79
Liquor Law Violations	432	356	0	788
Peeping Tom	0	0	0	0
Runaway	0	0	0	0
Trespass of Real Property	352	127	0	479
All Other Offenses	3,184	971	5	4,160
<b>TOTAL</b>	<b>9,096</b>	<b>3,246</b>	<b>9</b>	<b>12,351</b>

This data was labeled in previous annual reports as "Persons Arrested: Gender."

The Madison Police Department participates in the Uniform Crime Reporting (UCR) Program which is administered by the FBI. The crime labels provided in these tables are set and defined by the UCR program. Some crime categories have additional sub-categories, this table summarizes these sub-categories into the larger definition (theft, fraud, sex offences forcible, sex offenses non-forcible, assault, drug/narcotic offenses, damage to property, and prostitution offenses).

## REFERRED CHARGES FOR ADULTS – BY RACE

These figures depict **referred charges**, not distinct number of arrests. Arrested individuals may be counted multiple times based on the number of charges referred after an arrest was made. Our department values and participates in Restorative Justice initiatives when appropriate.

Group A Offenses	White	Black	Hispanic*	Native American	Asian	Other/Unknown
Animal Cruelty	0	2	0	0	0	0
Arson	2	5	0	0	0	1
Assault Offenses	430	807	132	9	19	21
Bribery	0	0	0	0	0	0
Burglary	34	50	26	0	0	0
Counterfeiting/Forgery	9	19	0	0	0	1
Damage to Property	130	234	41	2	1	10
Drug/Narcotic Offenses	278	362	44	3	7	13
Embezzlement	17	4	1	0	1	1
Extortion	0	4	0	0	0	0
Fraud Offenses	36	40	6	0	0	1
Gambling Offenses	0	0	0	0	0	0
Homicide Offenses	3	14	0	0	0	0
Human Trafficking Offenses	0	0	0	0	0	0
Kidnapping/Abduction	13	47	7	0	2	0
Larceny/Theft Offenses	276	372	62	1	6	18
Motor Vehicle Theft	27	65	12	1	0	2
Pornography/Obscene Material	12	4	1	0	1	0
Prostitution Offenses	1	2	0	0	0	0
Robbery	12	41	5	0	0	0
Sex Offenses, Forcible	25	36	12	0	3	2
Sex Offenses, Non-Forcible	2	2	1	0	0	0
Stolen Property Offenses	14	14	2	0	0	1
Weapon Law Violations	48	166	7	0	1	5
Group B Offenses	White	Black	Hispanic*	Native American	Asian	Other/Unknown
Bad Checks	2	1	0	0	0	0
Curfew/Loitering/Vagrancy Violations	0	0	0	0	0	0
Disorderly Conduct	888	1,163	185	14	33	44
Driving Under the Influence	172	129	51	1	5	6
Drunkenness	0	0	0	0	0	0
Family Offenses, Nonviolent	30	32	11	1	2	3
Liquor Law Violations	652	68	13	6	37	12
Peeping Tom	0	0	0	0	0	0
Runaway	0	0	0	0	0	0
Trespass of Real Property	224	226	16	0	1	12
All Other Offenses	1,593	2,125	291	26	45	80
<b>TOTAL</b>	<b>4,930</b>	<b>6,034</b>	<b>926</b>	<b>64</b>	<b>164</b>	<b>233</b>

\*Hispanic is not a racial designator used for UCR/IBR crime reporting purposes. However, it is an ethnicity collected and tracked in Madison Police Department's record management system, in addition to race.

This data was labeled in previous annual reports "Persons Arrested: Race."

The Madison Police Department participates in the Uniform Crime Reporting (UCR) Program which is administered by the FBI. The crime labels provided in these tables are set and defined by the UCR program. Some crime categories have additional sub-categories, this table summarizes these sub-categories into the larger definition (theft, fraud, sex offences forcible, sex offences non-forcible, assault, drug/narcotic offenses, damage to property, and prostitution offenses).

## REFERRED CHARGES FOR JUVENILES – BY SEX

These figures depict **referred charges**, not distinct number of arrests. Arrested individuals may be counted multiple times based on the number of charges referred after an arrest was made. Our department values and participates in Restorative Justice initiatives when appropriate.

Group A Offenses	Male	Female	Unknown	Total
Animal Cruelty	0	0	0	0
Arson	1	0	0	1
Assault Offenses	80	54	0	134
Bribery	0	0	0	0
Burglary	28	2	0	30
Counterfeiting/Forgery	0	0	0	0
Damage to Property	35	24	0	59
Drug/Narcotic Offenses	17	0	0	17
Embezzlement	1	1	0	2
Extortion	0	0	0	0
Fraud Offenses	6	1	0	7
Gambling Offenses	0	0	0	0
Homicide Offenses	0	0	0	0
Human Trafficking Offenses	0	0	0	0
Kidnapping/Abduction	3	0	0	3
Larceny/Theft Offenses	37	16	0	53
Motor Vehicle Theft	67	7	0	74
Pornography/Obscene Material	2	0	0	2
Prostitution Offenses	0	0	0	0
Robbery	9	2	0	11
Sex Offenses, Forcible	13	0	0	13
Sex Offenses, Non-Forcible	1	0	0	1
Stolen Property Offenses	6	1	0	7
Weapon Law Violations	33	2	0	35
Group B Offenses	Male	Female	Unknown	Total
Bad Checks	0	0	0	0
Curfew/Loitering/Vagrancy Violations	0	0	0	0
Disorderly Conduct	112	51	0	163
Driving Under the Influence	2	0	0	2
Drunkenness	0	0	0	0
Family Offenses, Nonviolent	0	0	0	0
Liquor Law Violations	5	5	0	10
Peeping Tom	0	0	0	0
Runaway	0	0	0	0
Trespass of Real Property	9	2	0	11
All Other Offenses	151	60	0	211
<b>TOTAL</b>	<b>618</b>	<b>228</b>	<b>0</b>	<b>846</b>

This data was labeled in previous annual reports as "Persons Arrested: Gender."

The Madison Police Department participates in the Uniform Crime Reporting (UCR) Program which is administered by the FBI. The crime labels provided in these tables are set and defined by the UCR program. Some crime categories have additional sub-categories, this table summarizes these sub-categories into the larger definition (theft, fraud, sex offences forcible, sex offenses non-forcible, assault, drug/narcotic offenses, damage to property, and prostitution offenses).

## REFERRED CHARGES FOR JUVENILES – BY RACE

These figures depict **referred charges**, not distinct number of arrests. Arrested individuals may be counted multiple times based on the number of charges referred after an arrest was made. Our department values and participates in Restorative Justice initiatives when appropriate.

Group A Offenses	White	Black	Hispanic*	Native American	Asian	Other/Unknown
Animal Cruelty	0	0	0	0	0	0
Arson	0	0	1	0	0	0
Assault Offenses	20	94	10	1	4	5
Bribery	0	0	0	0	0	0
Burglary	4	21	5	0	0	0
Counterfeiting/Forgery	0	0	0	0	0	0
Damage to Property	11	39	6	0	0	3
Drug/Narcotic Offenses	3	13	1	0	0	0
Embezzlement	0	1	1	0	0	0
Extortion	0	0	0	0	0	0
Fraud Offenses	0	7	0	0	0	0
Gambling Offenses	0	0	0	0	0	0
Homicide Offenses	0	0	0	0	0	0
Human Trafficking Offenses	0	0	0	0	0	0
Kidnapping/Abduction	0	3	0	0	0	0
Larceny/Theft Offenses	10	38	1	0	0	4
Motor Vehicle Theft	3	70	1	0	0	0
Pornography/Obscene Material	0	1	1	0	0	0
Prostitution Offenses	0	0	0	0	0	0
Robbery	0	10	1	0	0	0
Sex Offenses, Forcible	5	4	2	0	1	1
Sex Offenses, Non-Forcible	0	1	0	0	0	0
Stolen Property Offenses	0	7	0	0	0	0
Weapon Law Violations	3	29	2	0	1	0
Group B Offenses	White	Black	Hispanic*	Native American	Asian	Other/Unknown
Bad Checks	0	0	0	0	0	0
Curfew/Loitering/Vagrancy Violations	0	0	0	0	0	0
Disorderly Conduct	30	106	20	1	2	4
Driving Under the Influence	2	0	0	0	0	0
Drunkenness	0	0	0	0	0	0
Family Offenses, Nonviolent	0	0	0	0	0	0
Liquor Law Violations	7	1	1	1	0	0
Peeping Tom	0	0	0	0	0	0
Runaway	0	0	0	0	0	0
Trespass of Real Property	5	4	2	0	0	0
All Other Offenses	29	157	14	0	6	5
<b>TOTAL</b>	<b>132</b>	<b>606</b>	<b>69</b>	<b>3</b>	<b>14</b>	<b>22</b>

\*Hispanic is not a racial designator used for UCR/IBR crime reporting purposes. However, it is an ethnicity collected and tracked in Madison Police Department's record management system, in addition to race.

This data was labeled in previous annual reports "Persons Arrested: Race."

The Madison Police Department participates in the Uniform Crime Reporting (UCR) Program which is administered by the FBI. The crime labels provided in these tables are set and defined by the UCR program. Some crime categories have additional sub-categories, this table summarizes these sub-categories into the larger definition (theft, fraud, sex offences forcible, sex offences non-forcible, assault, drug/narcotic offenses, damage to property, and prostitution offenses).



# TRAFFIC ENFORCEMENT ACTIVITY/MUNICIPAL & TRAFFIC CITATIONS

<b>Hazardous Violations</b>	<b>2021</b>	<b>2022</b>
Operation of a Motor Vehicle While Intoxicated (A)	550	606
Operation of a Motor Vehicle While Intoxicated (B)	185	247
Reckless Use of a Motor Vehicle	112	118
Speeding	3,409	3,733
Stop & Go	573	557
Arterial	89	116
Passing/Turning Movement	283	273
Deviating	224	235
Wrong Way	117	166
All Others	156	186
Right of Way (Motor Vehicle)	284	309
Right of Way (Pedestrian)	55	53
Failure to Control	124	61
Following Too Close	318	371
Inattentive Driving	291	253
Unsafe Backing	35	39
Drivers Signal	2	0
Bike/Pedestrian	17	12
<b>TOTAL</b>	<b>6,824</b>	<b>7,335</b>

<b>Traffic Crash Information</b>	<b>2021</b>	<b>2022</b>
Crashes	3,070	3,047
Crashes with Injuries	886	840
Crashes with Fatalities	13	19
<b>TOTAL</b>	<b>3,969</b>	<b>3,906</b>

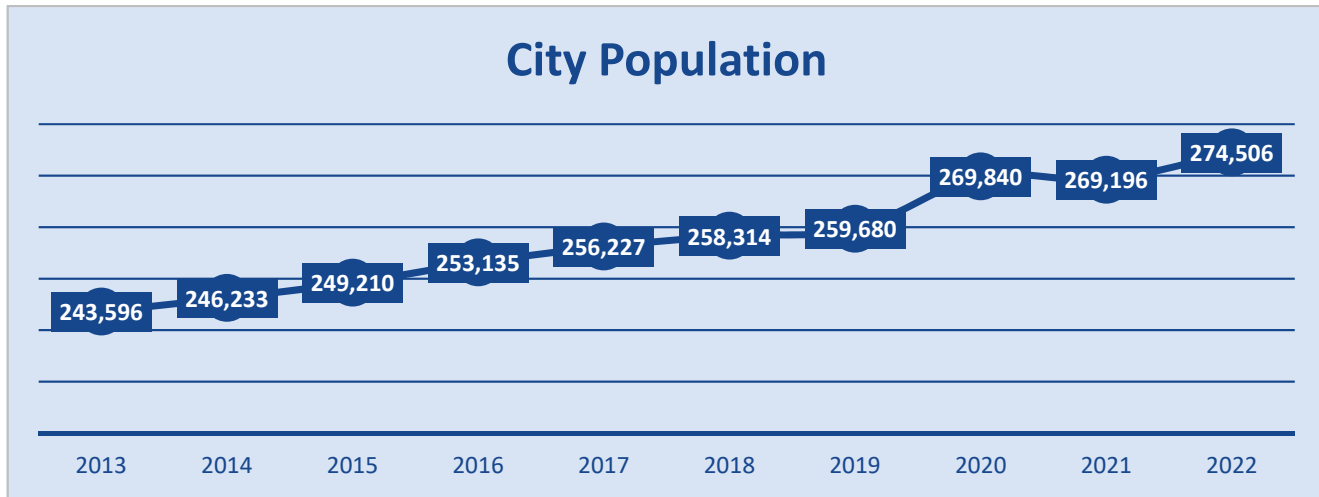
<b>Race</b>	<b>Municipal Citations 2022</b>	<b>Traffic Citations 2022</b>
Asian	68	383
Black	866	3,004
Hispanic	136	809
Native American	12	53
White	1,752	5,488
Other/Unknown	71	220
<b>TOTAL</b>	<b>2,905</b>	<b>9,957</b>

<b>Non-Hazardous Violations</b>	<b>2021</b>	<b>2022</b>
Driver's License/Vehicle Registration	1,617	1,855
Vehicle Equipment	409	274
Hit and Run	101	153
All Others	380	416
<b>TOTAL</b>	<b>2,507</b>	<b>2,698</b>
<b>TOTAL VIOLATIONS</b>	<b>9,331</b>	<b>10,033</b>

Numbers depicted above are not reflecting numbers of distinct individuals.

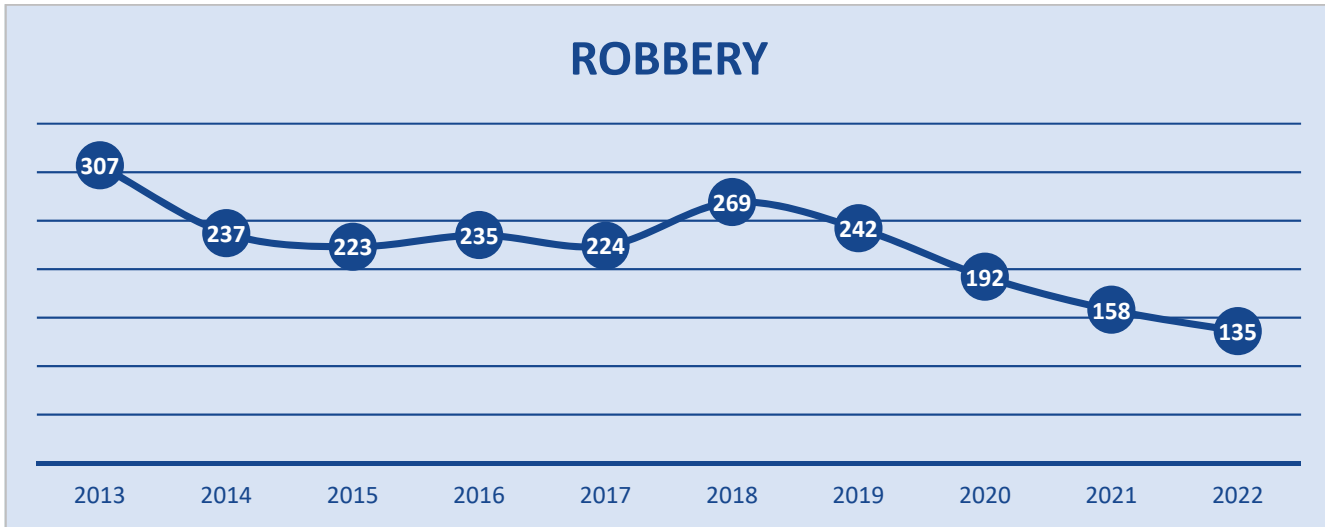
# 10-YEAR TRENDS

Providing a ten year, longitudinal overview of Incident-Based Reported crimes



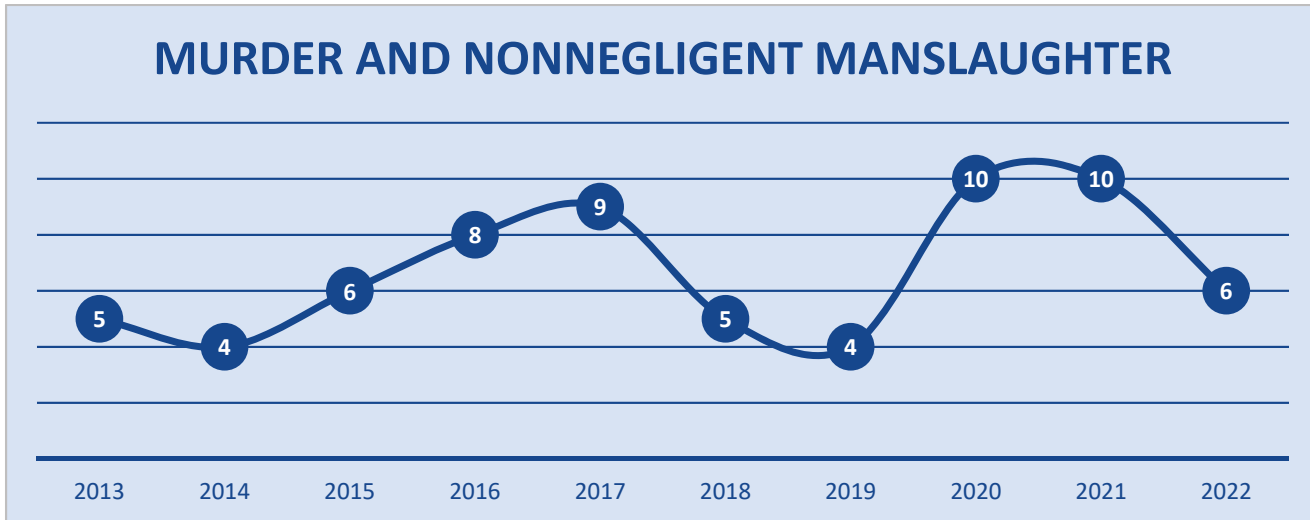
The population has grown by roughly 30,000 in the last ten years. The 2022 value is an estimate, at this point in time.

The following graphs include ten years of data for specific crimes based on definitions from the FBI NIBRS training materials. These definitions are more specific than the summary categories used on page 22 of this report. The categories selected are the most frequently requested. Trespass and Disorderly Conduct categories report arrests and citation counts.

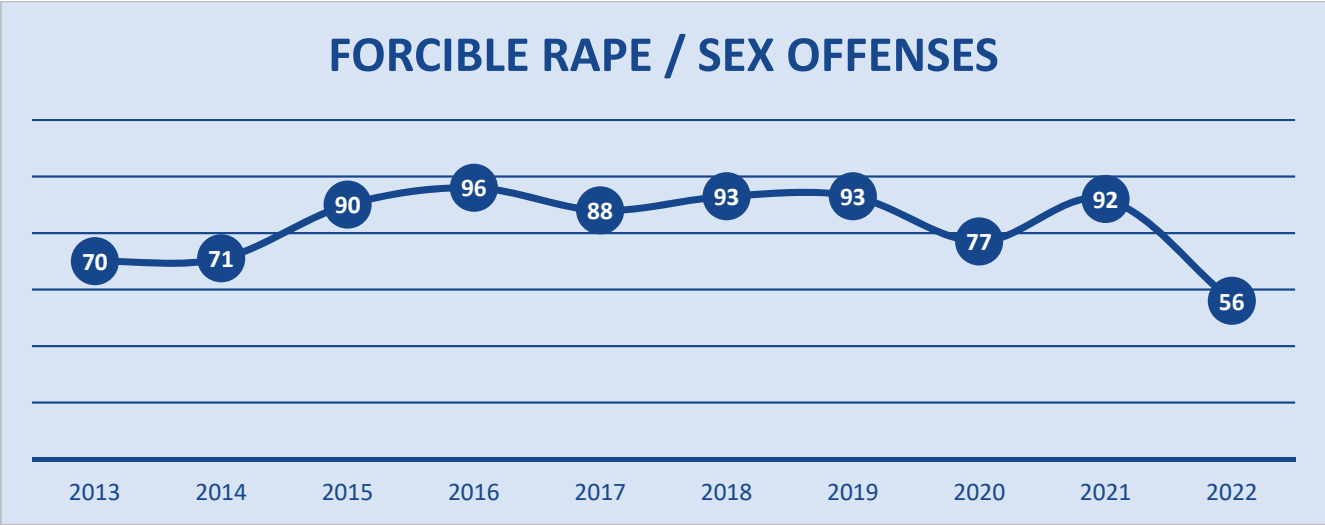


**The taking of anything of value from the control, custody, or care of another person by force or threat of force and/or by putting the victim in fear of immediate harm.**

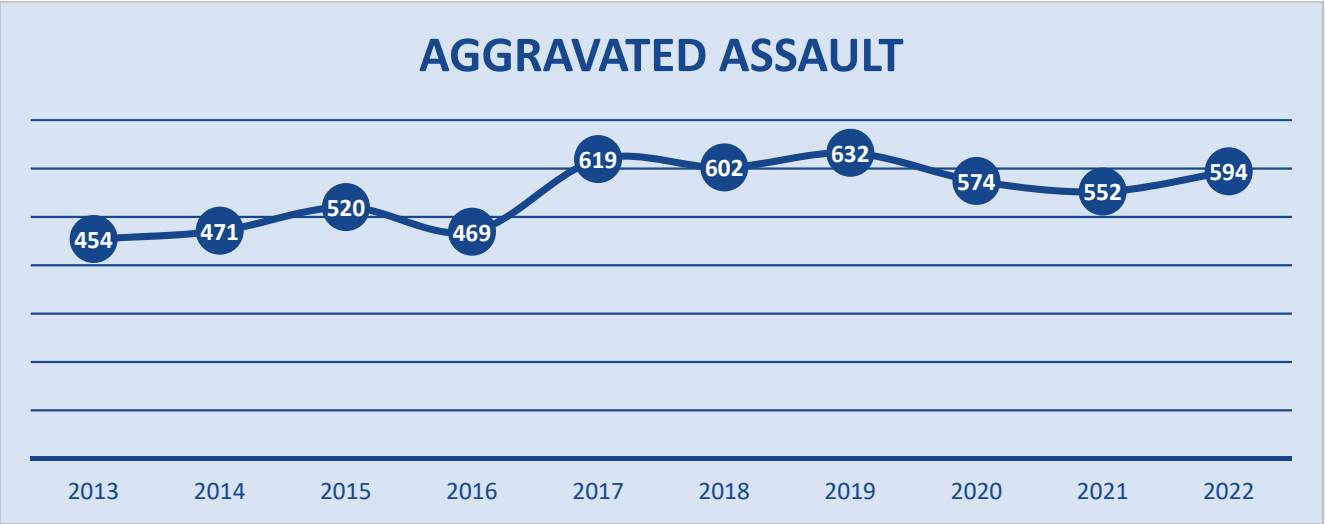
» 2022 the fourth year of decline in robberies.



**The willful (nonnegligent) killing of one human being by another.**

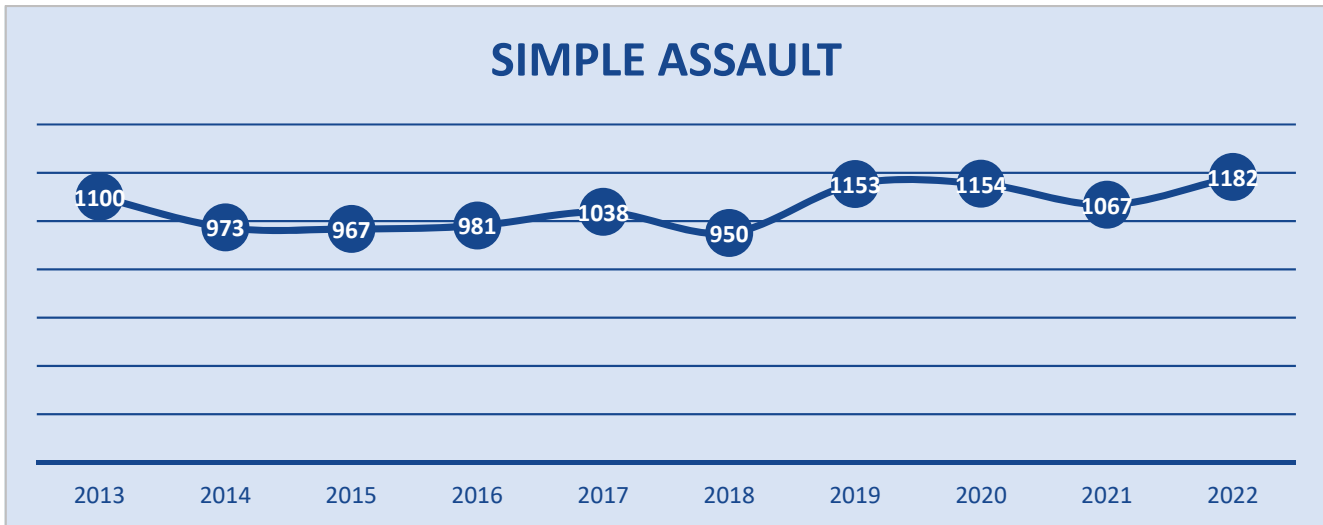


The carnal knowledge of a person, without the consent of the victim, including instances where the victim is unable of giving consent because of his/her age or because of his/her temporary or permanent mental or physical incapacity.



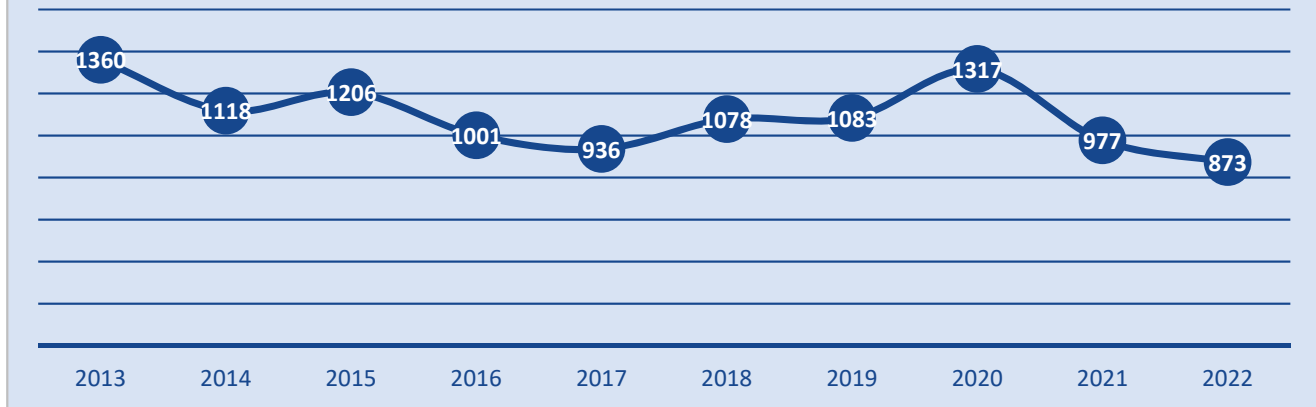
An unlawful attack by one person upon another wherein the offender uses a dangerous weapon OR displays it in a threatening manner, OR the victim suffers obvious severe or aggravated bodily injury, OR where there was a risk for serious injury/intent to seriously injure.

## SIMPLE ASSAULT



**An unlawful physical attack by one person upon another where neither the offender displays a dangerous weapon, nor the victim suffers obvious severe or aggravated bodily injury.**

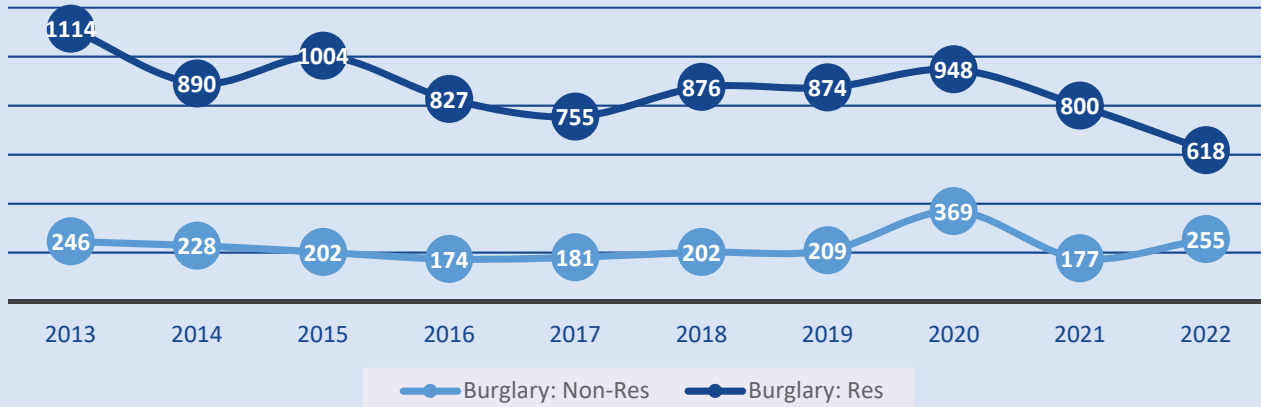
## BURGLARY/BREAKING AND ENTERING



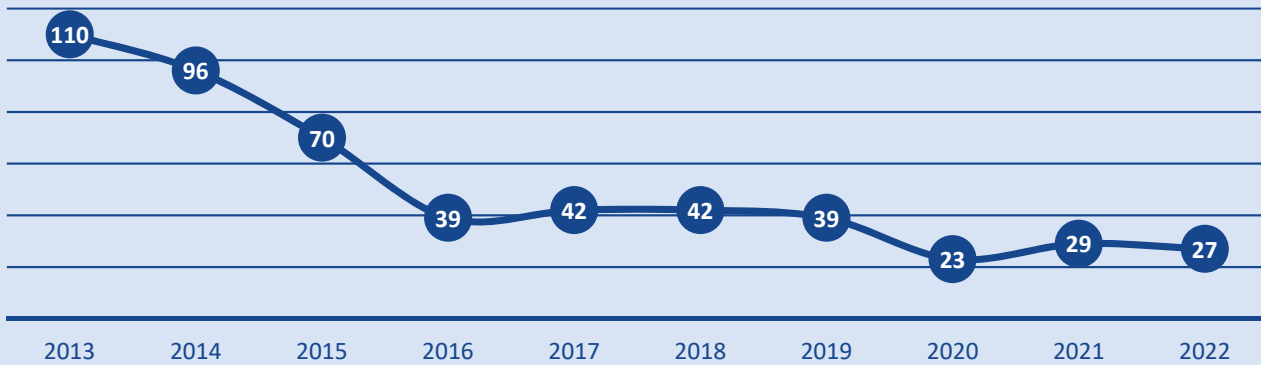
**The unlawful entry into a building or some other structure to commit a felony or a theft.**

- » 2020 increase associated with public disorder events
- » Burglaries show an overall downward trend
- » Increase in non-residential burglaries associated with restaurants and commercial buildings

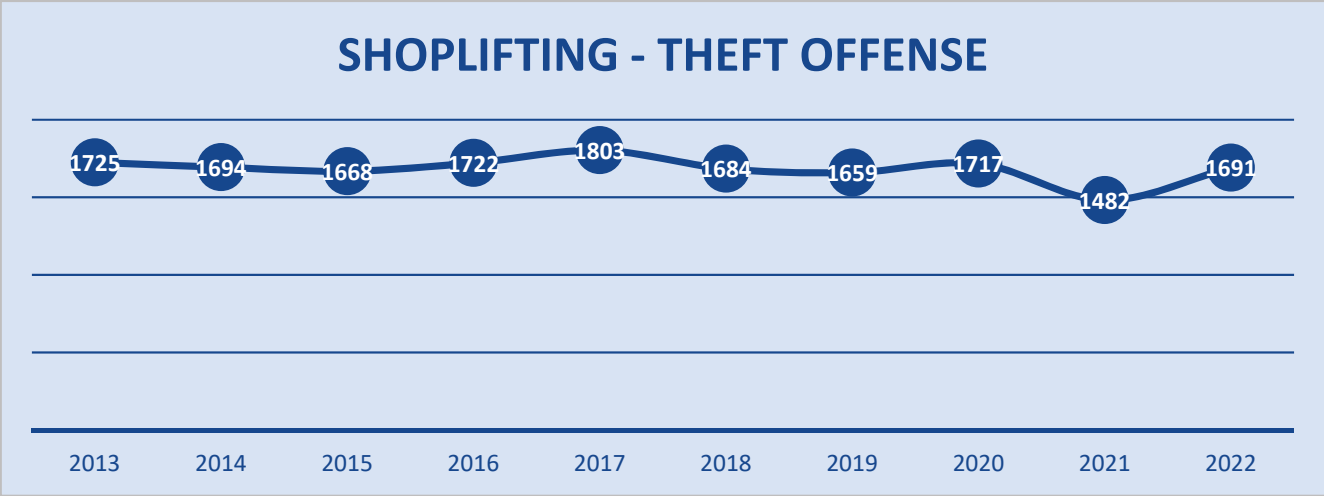
## Residential and Non-Residential Burglary



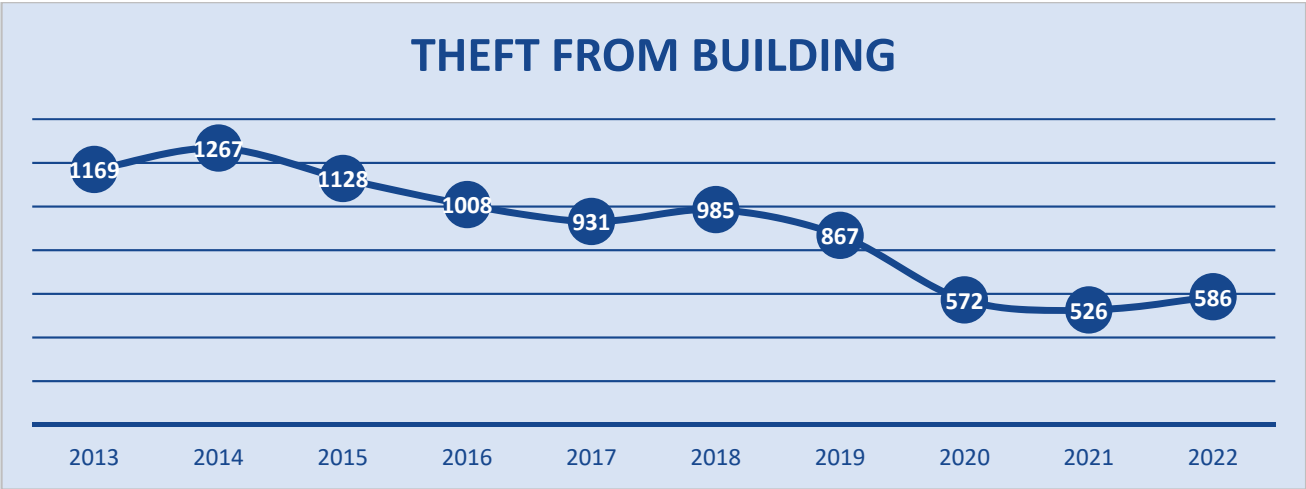
## POCKET-PICKING - THEFT OFFENSE



The theft of articles from another person's physical possession by stealth where the victim is not immediately aware a theft occurred.

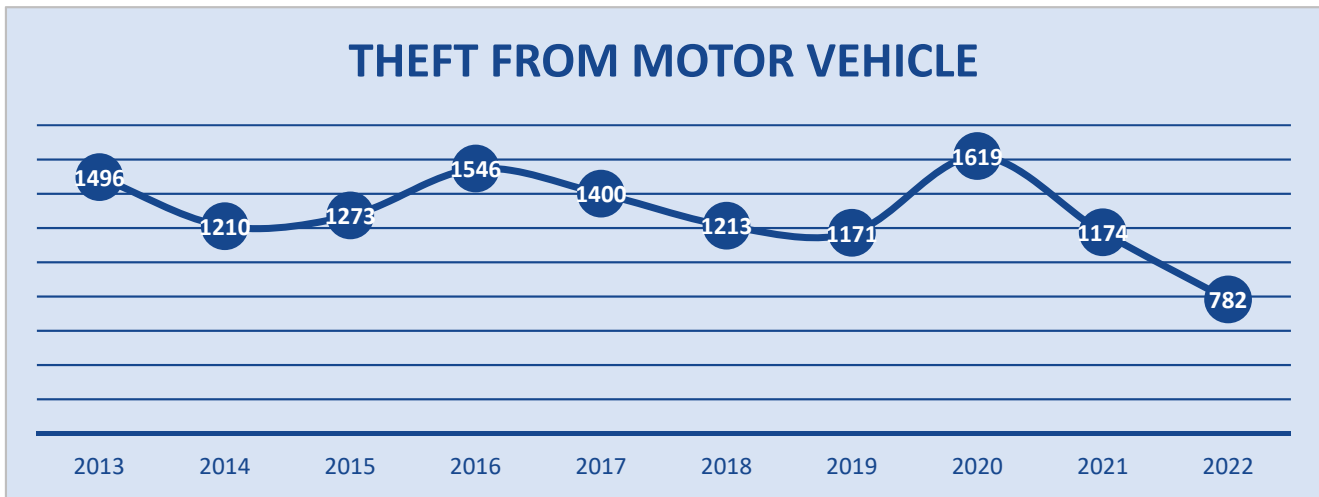


The unlawful taking of goods or merchandise exposed for sale by a person (other than an employee).

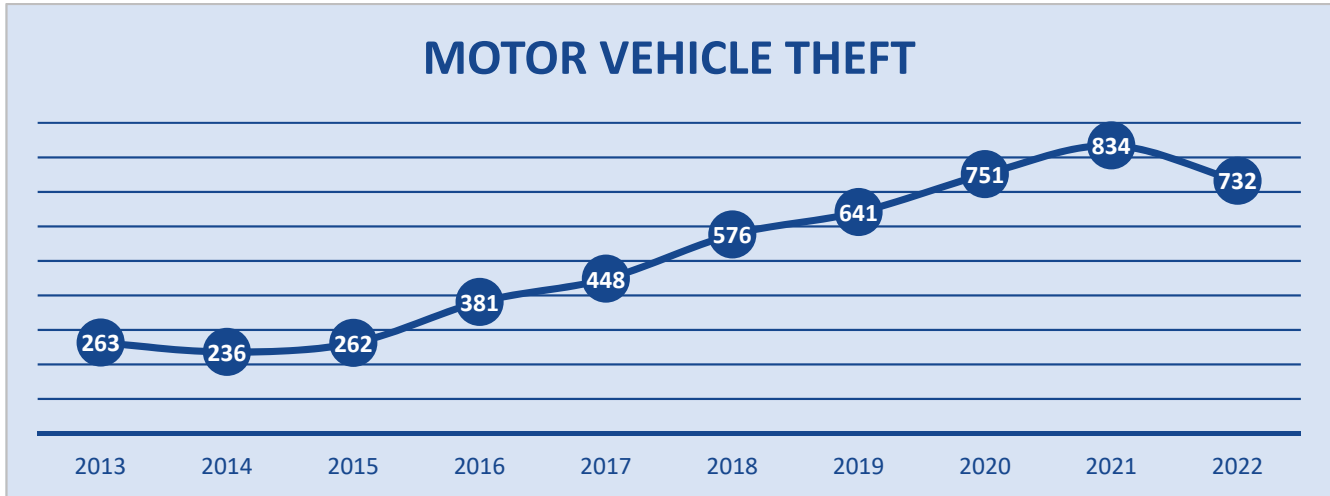


The unlawful taking of items from within a building which is either open to the general public or to which the offender has legal access.



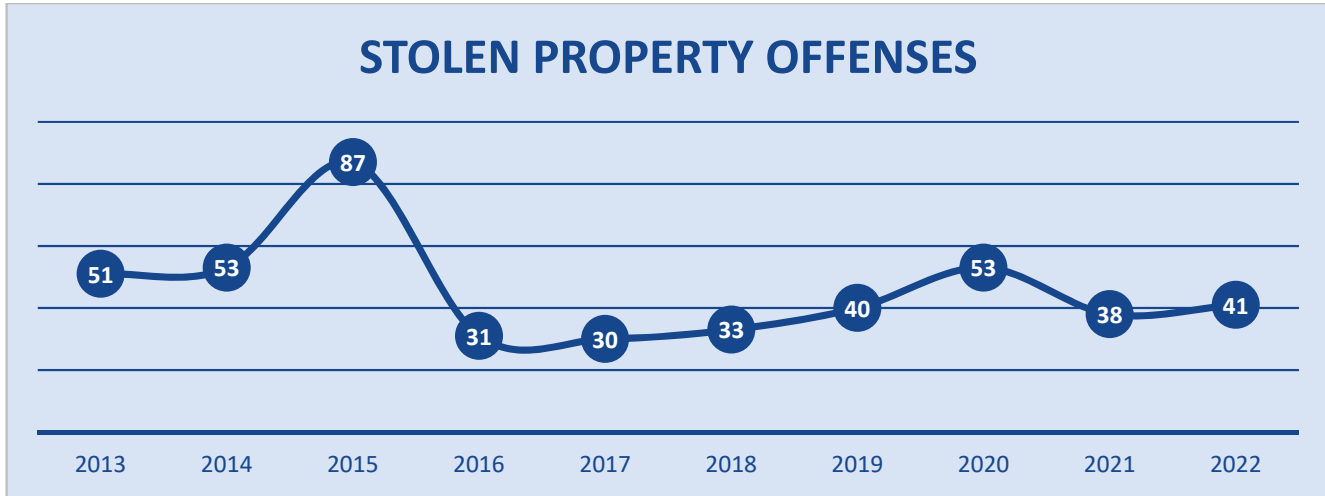


The unlawful taking of articles from a motor vehicle, locked or unlocked.



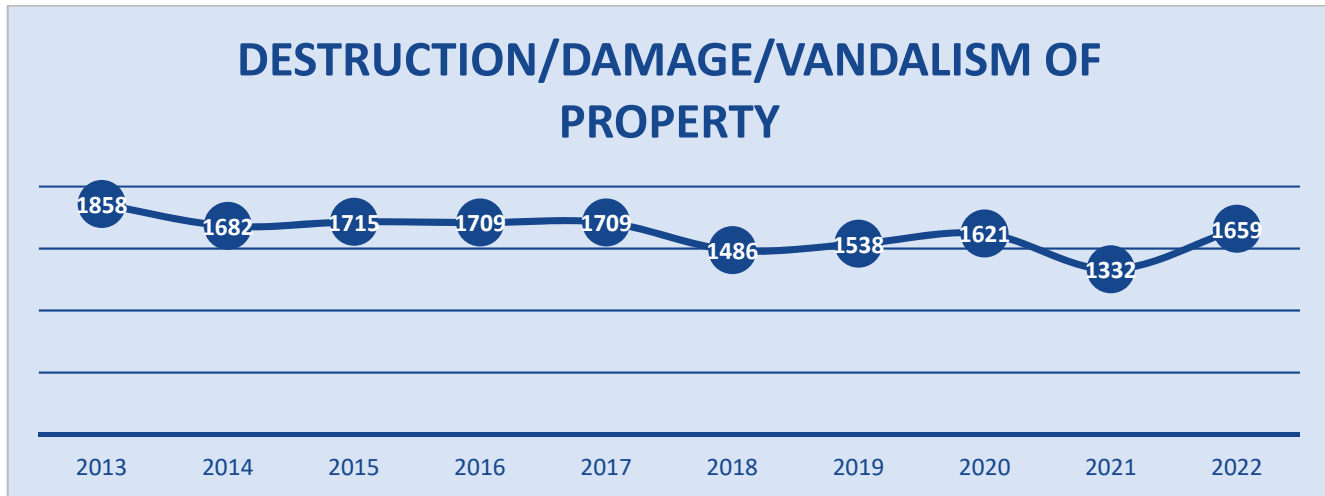
» In 2022 MPD focused on MVT and concentrated efforts during the summer months. 2022 is the first decline in MVT in nine years.

## STOLEN PROPERTY OFFENSES



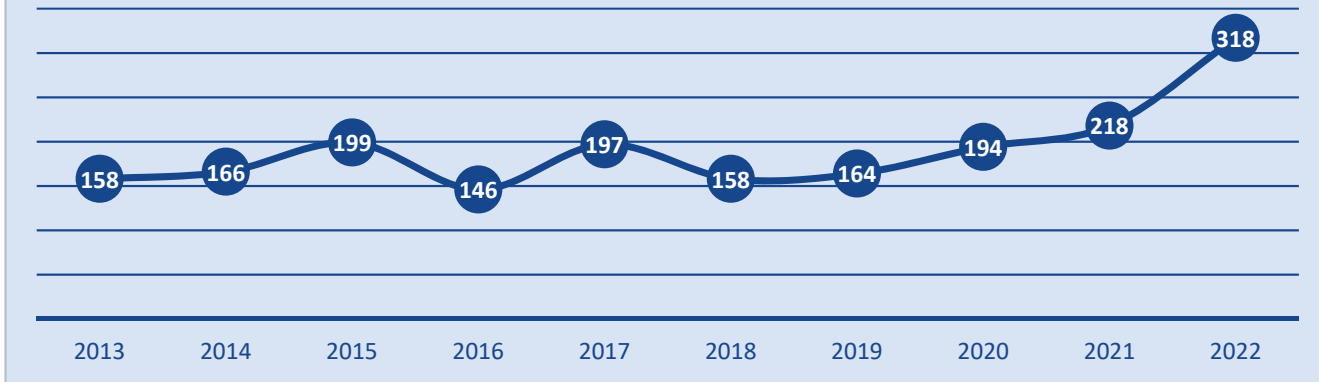
Buying, receiving, possessing, selling, concealing, or transporting any property with the knowledge that it has been unlawfully taken, as by burglary, embezzlement, fraud, larceny, robbery, etc.

## DESTRUCTION/DAMAGE/VANDALISM OF PROPERTY



To willfully or maliciously destroy, damage, deface, or otherwise injure any public or private property without the consent of the owner or the person having custody or control of it.

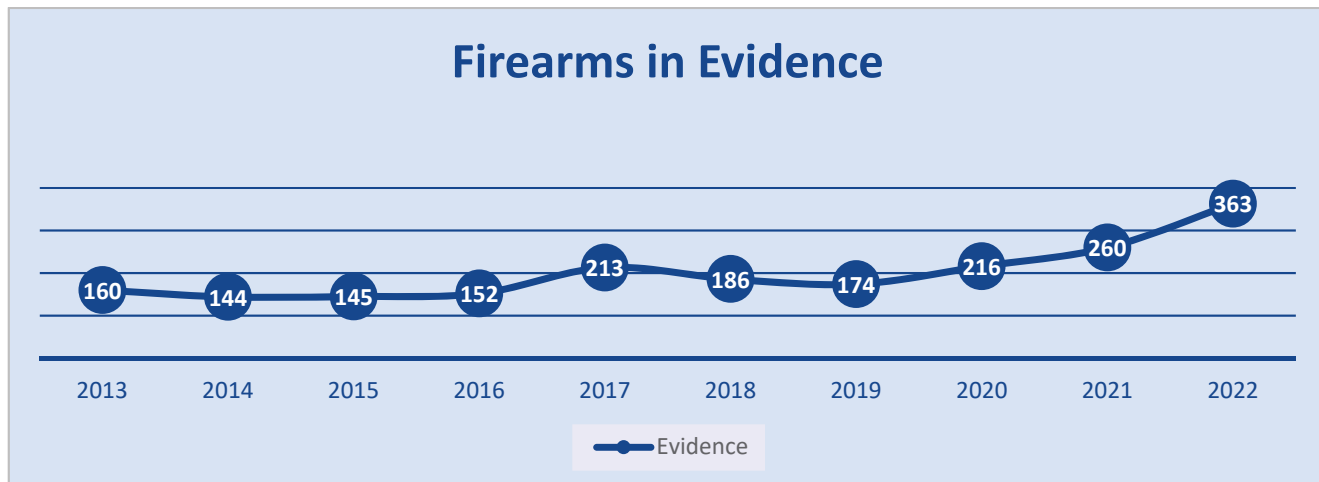
## WEAPON LAW VIOLATIONS

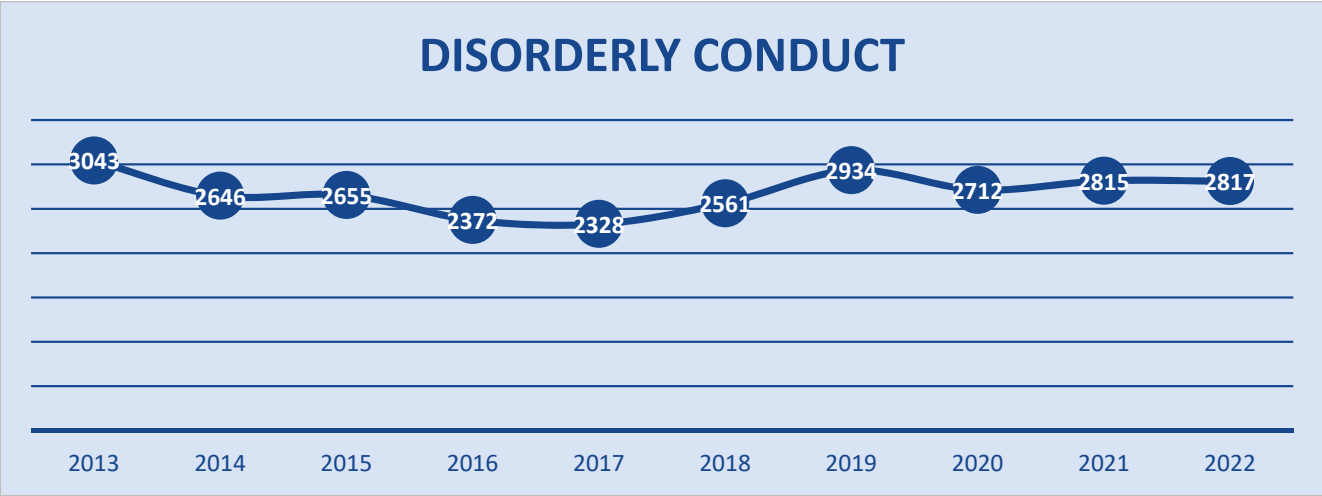


The violation of laws or ordinances prohibiting the manufacture, sale, purchase, transportation, possession, concealment, or use of firearms, cutting instruments, explosives, incendiary devices, or other deadly weapons.

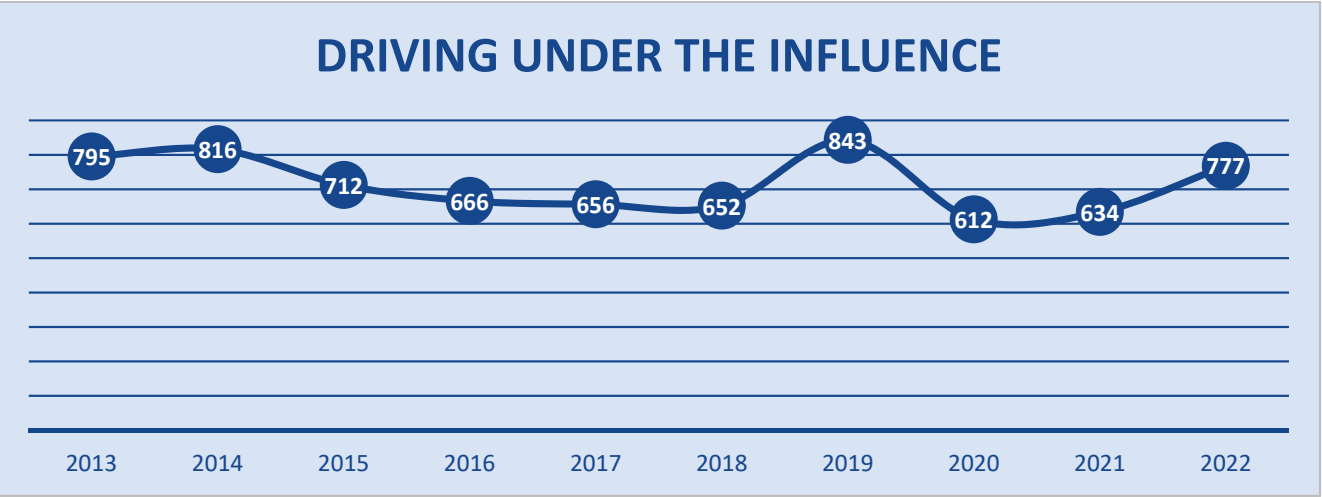
- » Shots fired were part of the 2022 Summer Strategic Plan. The result is increase investigations and seizure of firearms.

## Firearms in Evidence





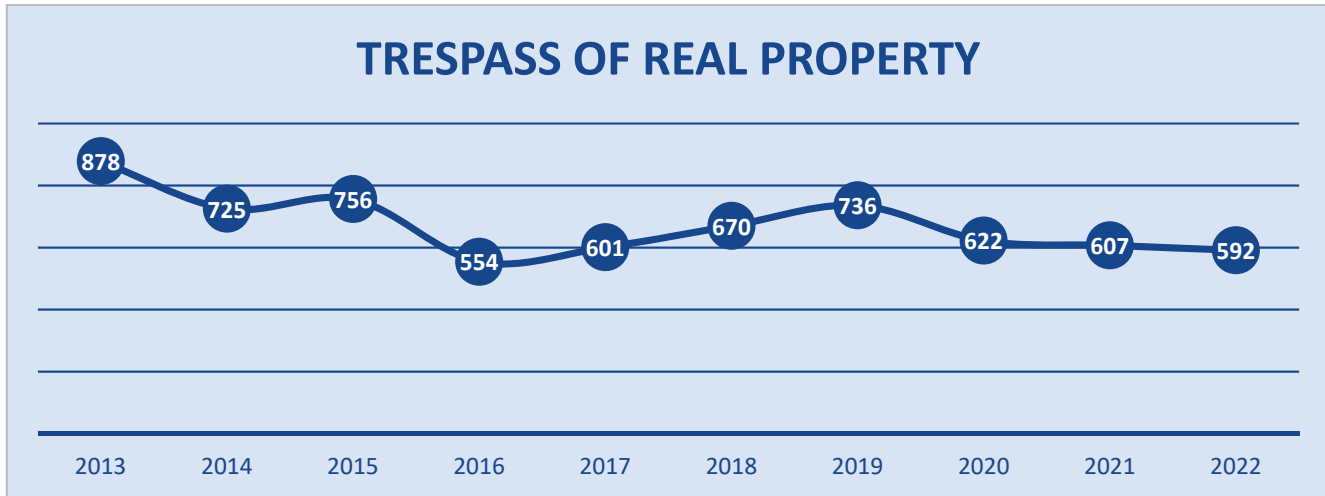
**Includes affray (when not physical), blasphemy, profanity, obscene language, disturbing the peace, indecent exposure, loud music, and public nuisance. These values reflect arrests and citations.**



**Driving or operating a motor vehicle or common carrier while mentally or physically impaired as the result of consuming an alcoholic beverage or using a drug or narcotic.**

» Traffic grants are facilitating increased patrol and interventions for OWI drivers. MPD is a partner with the Vision Zero program – to achieve zero traffic related deaths.

## TRESPASS OF REAL PROPERTY



To unlawfully enter land, a dwelling, or other real property. These values reflect arrests.

# 2022 MPD DIVERSITY REPORT

			Hispanic		White		Black/African American		American Indian/Alaskan Native		Asian/Pacific Islander		Multi/Other		Grand Total
			Female	Male	Female	Male	Female	Male	Female	Male	Female	Male	Female	Male	
Sworn	04 Protective Sworn and Non	Assistant Chief	0	0	1	2	0	0	0	0	0	0	0	0	3
		Captain	0	0	4	5	0	2	0	0	0	0	0	0	11
		Chief	0	0	0	0	0	1	0	0	0	0	0	0	1
		Detective	2	2	20	34	0	5	0	0	0	2	1	0	66
		Detective Sergeant	0	0	0	5	0	0	0	0	0	0	0	0	5
		Investigator	0	0	5	7	0	0	1	0	0	0	0	0	13
		Lieutenant	0	2	6	11	0	3	1	0	0	0	0	0	23
		Officer	6	17	62	152	2	27	1	1	2	6	3	4	283
		Recruit	0	5	5	26	1	0	0	0	1	1	2	2	43
Sergeant	0	4	7	27	0	3	2	1	1	1	0	1	47		
Sworn Total			8	30	110	269	3	41	5	2	4	10	6	7	495
Civilian	02 Professionals	Accountant	0	0	0	1	0	0	0	0	0	0	0	0	1
		Analyst	0	0	0	3	0	0	0	0	0	0	0	0	3
		Community Relations Specialist	0	0	0	0	0	1	0	0	0	0	0	0	1
		Forensic Video Analyst	0	0	1	0	0	0	0	0	0	0	0	0	1
		Grants Administrator	0	0	0	1	0	0	0	0	0	0	0	0	1
		IMAT Coordinator	0	0	0	1	0	0	0	0	0	0	0	0	1
		Management Info Specialist	0	0	0	4	0	0	0	0	0	0	0	0	4
		Manager	0	0	2	0	0	0	0	0	0	0	0	0	2
		Police Case Process Supervisor	0	0	1	0	0	0	0	0	0	0	0	0	1
		Police Data Reform and Innovation Director	0	0	0	1	0	0	0	0	0	0	0	0	1
		Public Information Officer	0	0	1	0	0	0	0	0	0	0	0	0	1
		Public Records Custodian	0	0	1	0	0	0	0	0	0	0	0	0	1
		Supervisor	1	0	2	1	0	0	0	0	0	0	0	0	4
	Training Center Coordinator	0	0	1	0	0	0	0	0	0	0	0	0	1	
	04 Protective Sworn and Non	PEO	0	0	7	16	1	1	0	0	0	0	0	0	25
		PEO Field Supervisor	0	0	0	0	0	0	0	0	0	0	1	0	1
		PEO Leadworker	0	0	0	1	0	0	0	0	0	0	0	0	1
	05 Paraprofessional	Account Tech 2	0	0	1	0	0	0	0	0	0	0	0	0	1
		Admin Assistant	0	0	1	0	0	0	0	0	0	0	0	0	1
		Admin Clerk	0	0	2	0	0	0	0	0	0	0	0	0	2
		Police Case Report Leadworker	0	0	1	0	0	0	0	0	0	0	0	0	1
		Police Property Clerk	0	0	2	2	0	0	0	0	0	0	0	0	4
		Police Records Information Clerk	0	0	3	2	0	0	0	0	0	0	0	0	5
Police Records Service Clerk		0	1	11	2	1	0	0	0	0	0	0	0	15	
Program Assistant		0	0	5	3	0	0	0	0	0	0	0	0	8	
PRT		0	0	18	2	0	0	0	0	1	0	1	1	23	
(blank)	0	0	4	2	0	0	0	0	0	0	0	0	6		
Civilian Total			1	1	64	42	2	2	0	0	1	0	2	1	116
Grand Total			9	31	174	311	5	43	5	2	5	10	8	8	611

MPD Diversity Report - 2022

Our diversity report data reflects actual (not authorized) strength staffing numbers at the time this report was captured. Authorized strength numbers represents positions approved in the budget, and does not reflect actual staffing levels at any given time. Depending on the time of year, actual positions may exceed authorized strength due to the timing of our Academy hiring and our authorized attrition hiring.