

# MONONA TERRACE

COMMUNITY & CONVENTION CENTER

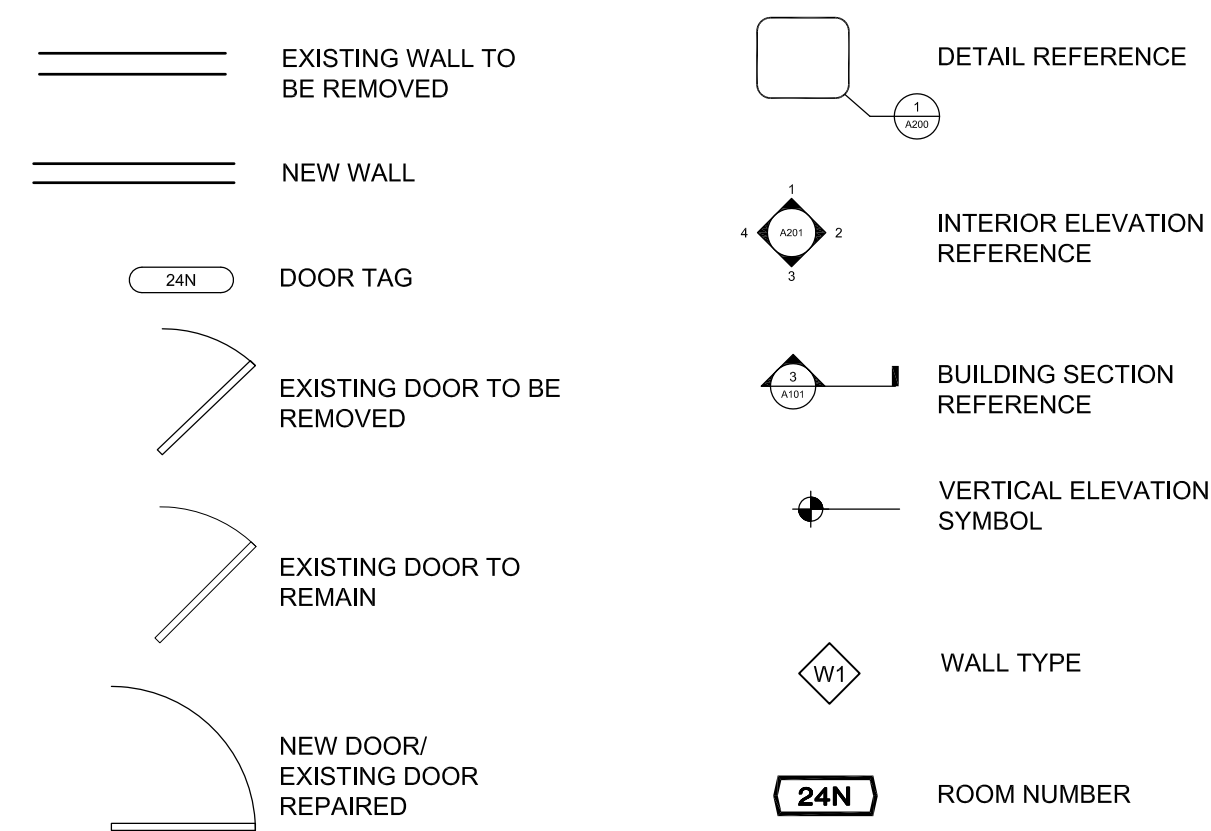
## Bathroom Remodeling

CITY OF MADISON CONTRACT: 7079

### ABBREVIATIONS

|       |                      |       |                  |      |                   |
|-------|----------------------|-------|------------------|------|-------------------|
| AFF   | ABOVE FINISHED FLOOR | FIN   | FINISH           | PT   | PAINT             |
| BRG   | BEARING              | GWB   | GYPSUM BOARD     | RO   | ROUGH OPENING     |
| BOT   | BOTTOM               | MTL   | METAL            | SIM  | SIMILAR           |
| CLR   | CLEAR/CLEARANCE      | INSUL | INSULATION       | SPEC | SPECIFICATION     |
| COL   | COLUMN               | LAV   | LAVATORY         | SR   | SELECTIVE REMOVAL |
| CT    | CERAMIC TILE         | MAX   | MAXIMUM          | STL  | STEEL             |
| DIA   | DIAMETER             | MIN   | MINIMUM          | TYP  | TYPICAL           |
| ELEC  | ELECTRIC             | MO    | MASONRY OPENING  | VIF  | VERIFY IN FIELD   |
| EQ    | EQUAL                | NC    | NEW CONSTRUCTION | VB   | RESILIENT BASE    |
| EX    | EXISTING             | NIC   | NOT IN CONTRACT  | WC   | WATER CLOSET      |
| EXIST | EXISTING             | OC    | ON CENTER        | WD   | WOOD              |
| FE    | FIRE EXTINGUISHER    |       |                  |      |                   |

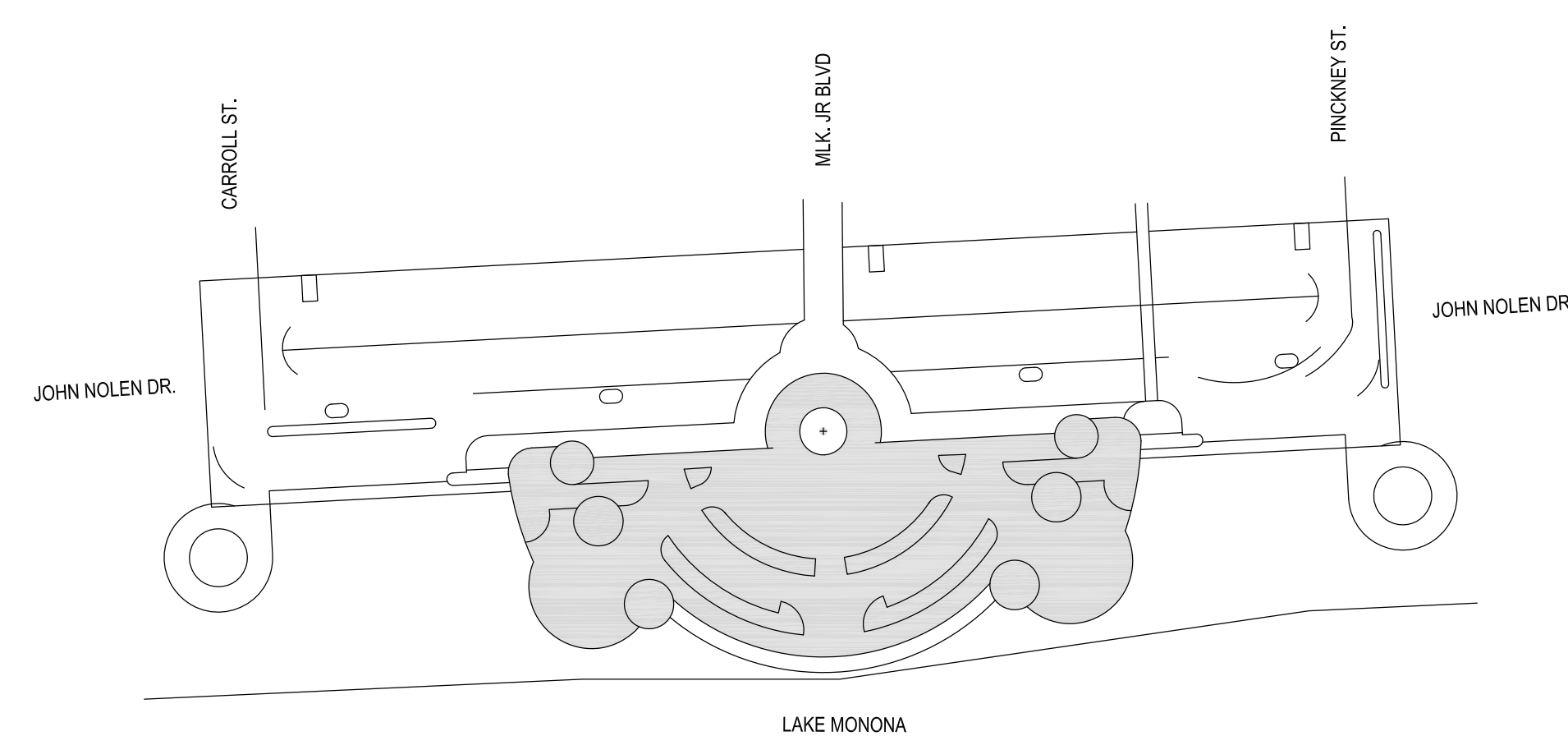
### SHEET LEGEND



### SHEET INDEX

- T1.0 TITLESHEET
- A1.0 OVERALL REFERENCE PLANS
- A2.1 TOILET RMS. LEVEL 1 - SELECTIVE REMOVAL FLOOR PLANS
- A2.2 TOILET RMS. LEVEL 2 - SELECTIVE REMOVAL FLOOR PLANS
- A2.3 TOILET RMS. LEVEL 4 - SELECTIVE REMOVAL FLOOR PLANS
- A3.1 TOILET RMS. LEVEL 1 - NEW CONSTRUCTION FLOOR PLANS & ELEVATIONS
- A3.2 TOILET RMS. LEVEL 2 - NEW CONSTRUCTION FLOOR PLANS & ELEVATIONS
- A3.3 TOILET RMS. LEVEL 4 - NEW CONSTRUCTION FLOOR PLANS & ELEVATIONS
- A4.1 ARCHITECTURAL DETAILS & SCHEDULES
- A4.2 TOILET RMS. LEVELS 1 & 2 - LIGHTING PLANS
- A4.3 TOILET RMS. LEVEL 4 - LIGHTING PLANS

### LOCATION MAP



### GENERAL NOTES

- MONITOR ALL AREAS WHERE NO WORK IS BEING COMPLETED TO ENSURE THAT DAMAGE TO THESE AREAS DOES NOT OCCUR.
- SELECTIVE REMOVAL ENCOMPASSES THE REMOVAL OF EXISTING BUILDING ELEMENTS, COMPONENTS AND SUB-COMPONENTS AND MATERIALS.
- THE BUILDING WILL REMAIN OCCUPIED DURING THE WORK.
- LEAD CONTRACTOR SHALL PROVIDE TEMPORARY DUST BARRIERS BETWEEN CONSTRUCTION AREAS AND AREAS OF NO WORK.
- LEAD CONTRACTOR SHALL PROVIDE FILTERS IN RETURN AIR GRILLES IN ALL CONSTRUCTION AREAS. REGULARLY CHECK FILTER AND CHANGE AS NECESSARY TO KEEP AIR RETURNS FUNCTIONING.
- THESE DRAWINGS HAVE BEEN DEVELOPED FROM AVAILABLE ORIGINAL DRAWINGS AND RECORDS FURNISHED BY THE OWNER. MATERIALS, DIMENSIONS, WALL THICKNESSES, AND THE LIKE ARE INTERPRETATIONS OF THOSE RECORDS AND SHALL BE FIELD VERIFIED BY THE CONTRACTOR. DISCREPANCIES SHALL BE BROUGHT TO THE ATTENTION OF THE ARCHITECT PRIOR TO COMMENCING THE WORK.
- ALL CONTRACTORS SHALL FIELD VERIFY ALL EXISTING CONDITIONS BEFORE PROCEEDING WITH THE WORK. WHERE CONDITIONS ARE FOUND TO BE DIFFERENT FROM THOSE NOTED, NOTIFY ARCHITECT AND ENGINEER BEFORE PROCEEDING WITH THE WORK.
- ALL CONTRACTORS ARE RESPONSIBLE FOR OBTAINING ALL NECESSARY PERMITS, INSPECTIONS AND TESTING
- ALL CONTRACTORS SHALL COMPLY WITH GENERALLY ACCEPTED STANDARDS AND STATE AND LOCAL CODES AND REGULATIONS.
- ALL CONTRACTORS SHALL COMPLY WITH FEDERAL, STATE AND LOCAL REGULATIONS RELATIVE TO HAZARDOUS MATERIALS REMOVAL, HANDLING AND DISPOSAL.
- ALL SALVAGED MATERIAL TO BE REINSTALLED SHALL BE CAREFULLY REMOVED, PROTECTED AND REINSTALLED WITHOUT DAMAGE. EXTRA SHALL BE TAKEN WITH ORIGINAL BUILDING MATERIALS.
- ALL WORK SHALL BE OF HIGH QUALITY AND CRAFTSMAN-LIKE CHARACTER.
- LEAD CONTRACTOR IS RESPONSIBLE FOR THE COORDINATION AND COMPLETION OF ALL WORK.

This work was prepared for me or under my supervision, and construction of this project will be under my supervision. Supervision of construction is defined in Article 1.200 of the Rules & Regulations of the Board of Professional Engineers, Architects and Surveyors of the State of Wisconsin.

The Contractor shall verify all dimensions at the job site and confirm with the Architect before proceeding with the work.

© 2013 Isthmus Architecture, Inc.

**MONONA TERRACE  
BATHROOM REMODELING**  
Monona Terrace Community & Convention Center  
One John Nolen Drive, Madison, WI 53703

Proj. No.: 1302.01

Scale:

Drawn By: pr

Date: 06-28-13

Rebid Date:

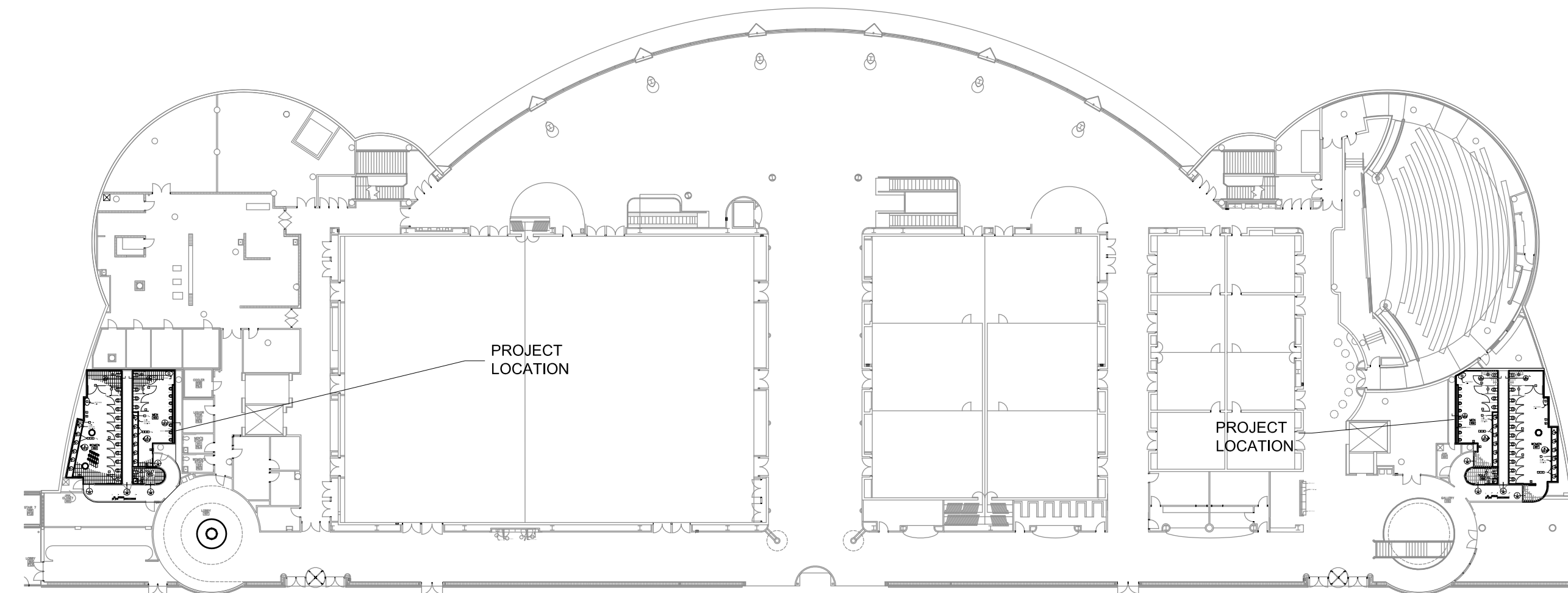
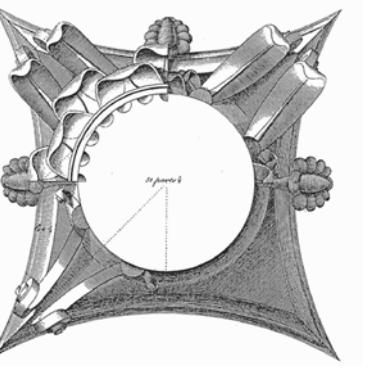
Rev. Date:

**TITLESHEET  
TOILET ROOM RENOVATION**

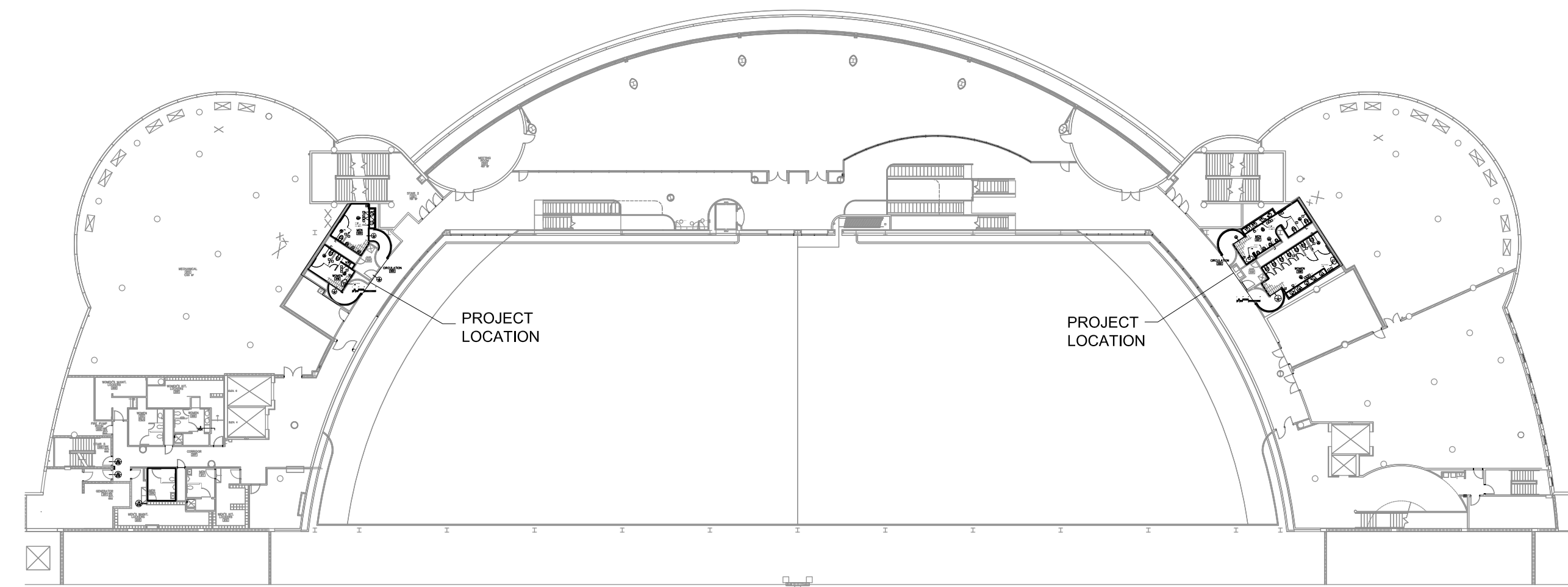
Sheet Title

Sheet No:

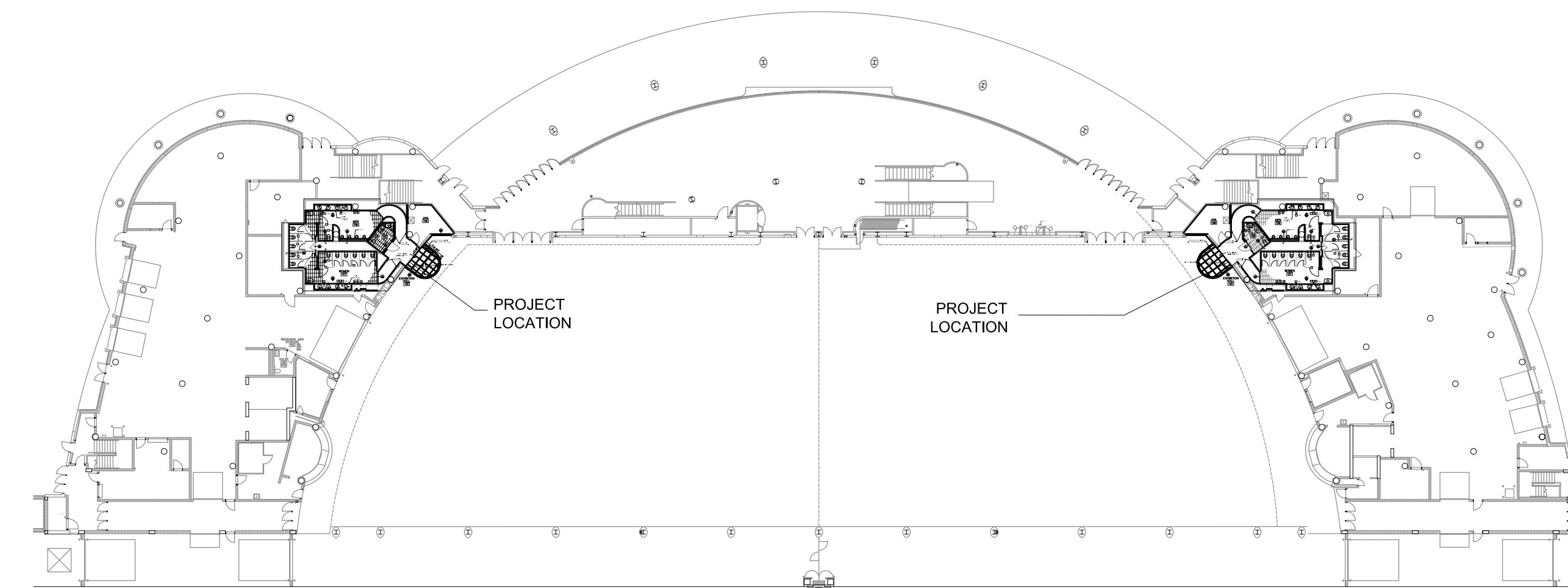
# T1.0




**3 FLOOR PLAN - Level 4**  
Scale: 1"=40'-0"



**2 FLOOR PLAN - Level 2**  
Scale: 1"=40'-0"



**1 FLOOR PLAN - Level 1**  
Scale: 1"=40'-0"



This work was prepared by me or under my supervision, and construction of this project will be under my supervision. Supervision of construction is defined in Article 1.201 of the Rules & Regulations of the Board of Professional Engineers, Architects and Surveyors of the State of Wisconsin.

The Contractor shall verify all dimensions at the job site and confirm with the Architect before proceeding with the work.

© 2013 Isthmus Architecture, Inc.

**MONONA TERRACE  
BATHROOM REMODELING**  
Monona Terrace Community & Convention Center  
One John Nolen Drive, Madison, WI 53703

Proj. No.: 1302.01

Scale:

Drawn By: pr

Date: 06-28-13

Rebid Date:

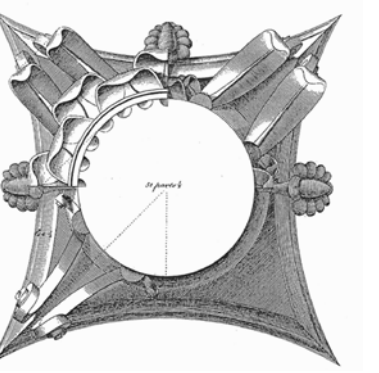
Rev. Date:

**REFERENCE FLOOR PLANS**

Sheet Title

Sheet No:

**A1.0**



This work was prepared by me or under my supervision, and construction of this project will be under my supervision. Supervision of construction is defined in Article 1.20 of the Rules & Regulations of the Board of Professional Engineers, Architects and Surveyors of the State of Wisconsin.

The Contractor shall verify all dimensions at the job site and confirm with the Architect before proceeding with the work.

© 2013 Isthmus Architecture, Inc.

**MONONA TERRACE  
BATHROOM REMODELING**

Monona Terrace Community & Convention Center  
One John Nolen Drive, Madison, WI 53703

Proj. No.: 1302.01

Scale:

Drawn By: pr

Date: 06-28-13

Rebid Date:

Rev. Date:

**SELECTIVE REMOVAL**

LEVEL 1

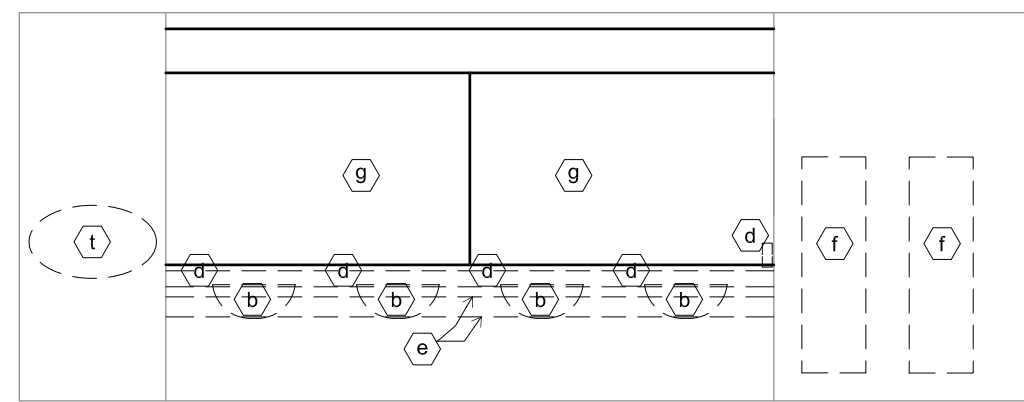
Sheet Title

Sheet No:

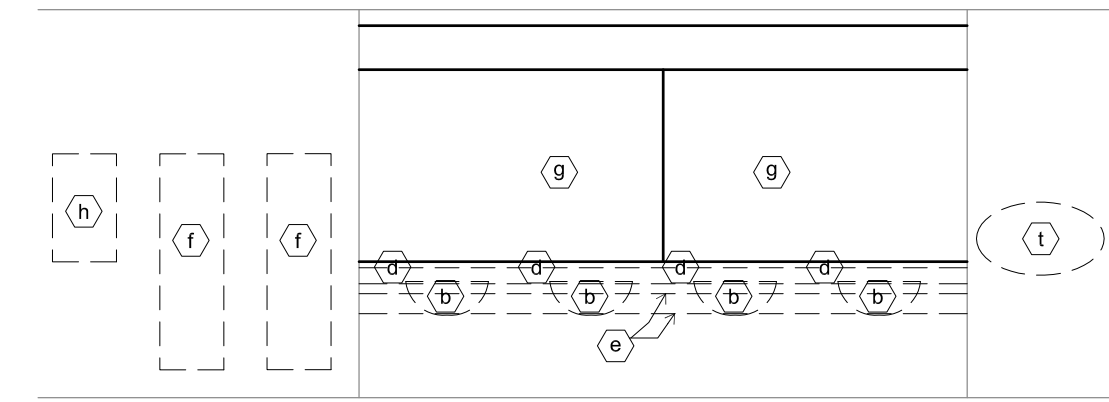
**A2.1**

**SELECTIVE REMOVAL NOTES**

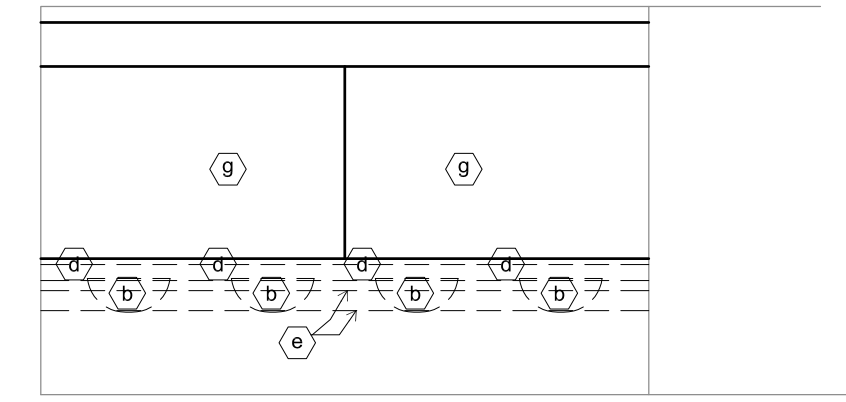
- (a) CAREFULLY REMOVE EXISTING TOILET & FITTINGS.
- (b) CAREFULLY REMOVE EXISTING SINK & FITTINGS.
- (c) CAREFULLY REMOVE EXISTING URINAL & FITTINGS.
- (d) CAREFULLY REMOVE & DISCARD EXIST SOAP DISPENSER.
- (e) CAREFULLY REMOVE EXISTING LAMINATE COUNTERTOP.
- (f) CAREFULLY REMOVE EXISTING PAPER TOWEL DISPENSER.
- (g) CAREFULLY REMOVE EXISTING MIRROR.
- (h) CAREFULLY REMOVE ALL SANITARY DISPENSER.
- (i) CAREFULLY REMOVE EXISTING PARTITION.
- (j) CAREFULLY REMOVE & DISCARD EXIST LIGHT FIXTURE.
- (k) CAREFULLY REMOVE EXIST. ACCESS PANEL FOR REUSE.
- (m) REMOVE WALL TILE.
- (n) REMOVE FLOOR TILE.
- (p) REMOVE & SALVAGE GRAB BAR FOR REUSE.
- (q) CAREFULLY REMOVE TOILET PARTITIONS.
- (r) REMOVE FRAME PARTITION.
- (s) NOT USED
- (t) REMOVE BABY CHANGING STATION.



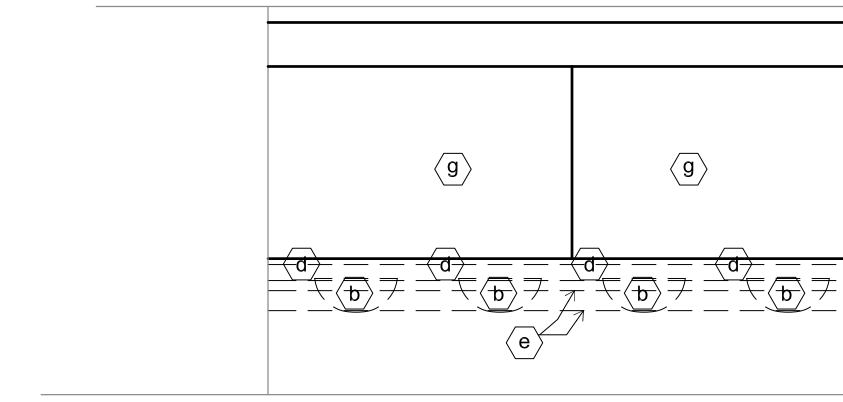
**2 Room 118 - Interior Elevation**  
Scale: 1/4"=1'-0"



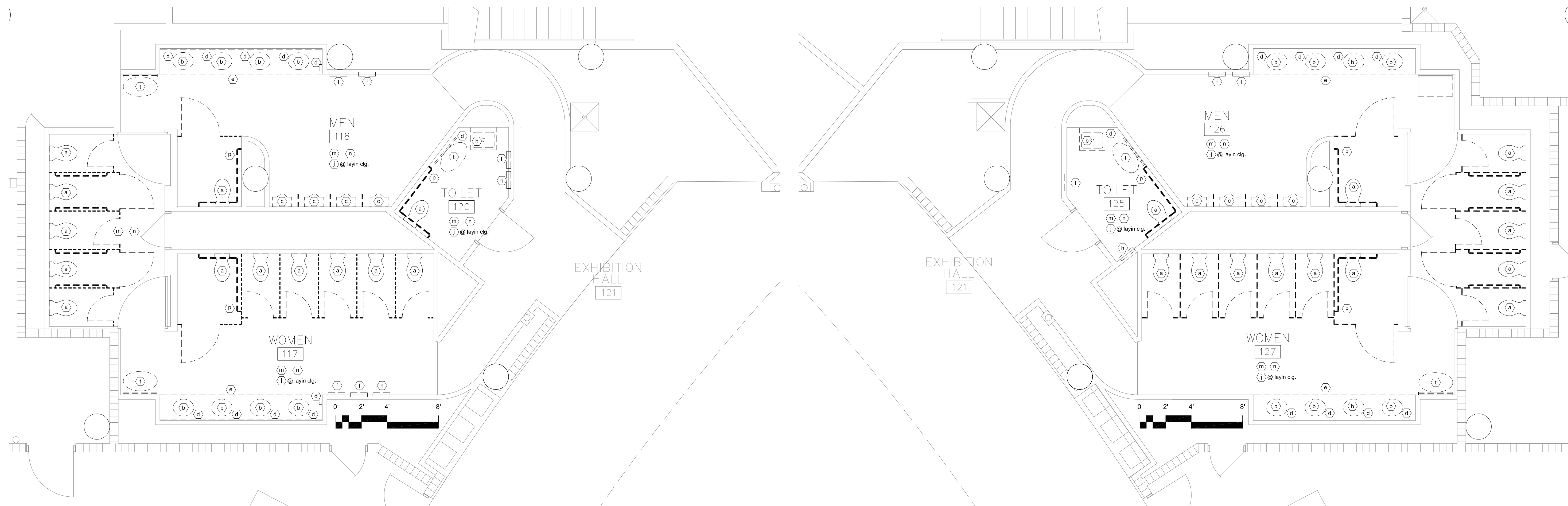
**3 Room 117 - Interior Elevation**  
Scale: 1/4"=1'-0"



**5 Room 127 - Interior Elevation**  
Scale: 1/4"=1'-0"

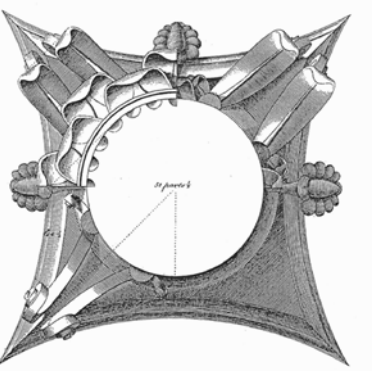


**6 Room 126 - Interior Elevation**  
Scale: 1/4"=1'-0"



**1 East Public Toilet Rooms - Level 1**  
Scale: 1/4"=1'-0"

**4 West Public Toilet Rooms - Level 1**  
Scale: 1/4"=1'-0"



This work was prepared by me or under my supervision, and construction of this project will be under my supervision. Supervision of construction is defined in Article 1.20 of the Rules & Regulations of the Board of Professional Engineers, Architects and Surveyors of the State of Wisconsin.

The Contractor shall verify all dimensions at the job site and confirm with the Architect before proceeding with the work.

© 2013 Isthmus Architecture, Inc.

**MONONA TERRACE  
BATHROOM REMODELING**  
Monona Terrace Community & Convention Center  
One John Nolen Drive, Madison, WI 53703

Proj. No.: 1302.01

Scale:

Drawn By: pr

Date: 06-28-13

Rebid Date:

Rev. Date:

**SELECTIVE REMOVAL  
LEVEL 2**

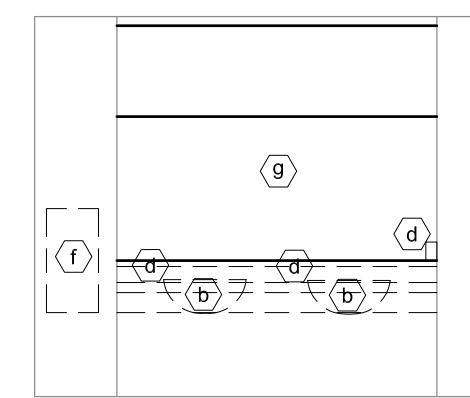
Sheet Title

Sheet No:

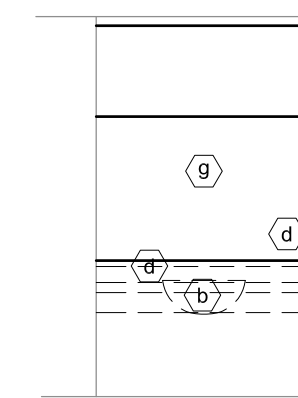
**A2.2**

**SELECTIVE REMOVAL NOTES**

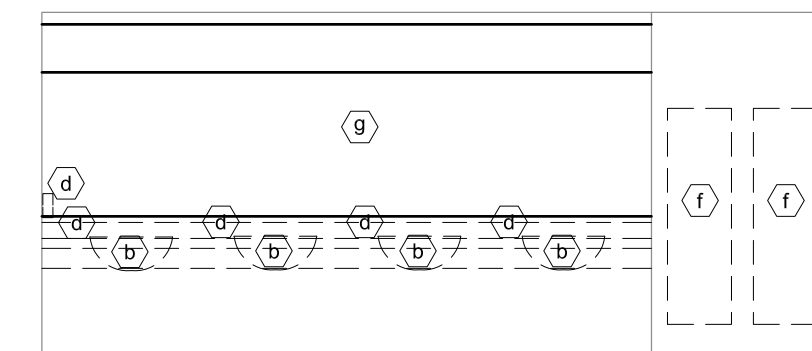
- (a) CAREFULLY REMOVE EXISTING TOILET & FITTINGS.
- (b) CAREFULLY REMOVE EXISTING SINK & FITTINGS.
- (c) CAREFULLY REMOVE EXISTING URINAL & FITTINGS.
- (d) CAREFULLY REMOVE & DISCARD EXIST SOAP DISPENSER.
- (e) CAREFULLY REMOVE EXISTING LAMINATE COUNTERTOP.
- (f) CAREFULLY REMOVE EXISTING PAPER TOWEL DISPENSER.
- (g) CAREFULLY REMOVE EXISTING MIRROR.
- (h) CAREFULLY REMOVE ALL SANITARY DISPENSER.
- (i) CAREFULLY REMOVE EXISTING PARTITION.
- (j) CAREFULLY REMOVE & DISCARD EXIST LIGHT FIXTURE.
- (k) CAREFULLY REMOVE EXIST. ACCESS PANEL FOR REUSE.
- (m) REMOVE WALL TILE.
- (n) REMOVE FLOOR TILE.
- (p) REMOVE & SALVAGE GRAB BAR FOR REUSE.
- (q) CAREFULLY REMOVE TOILET PARTITIONS.
- (r) REMOVE FRAME PARTITION.
- (s) NOT USED
- (t) REMOVE BABY CHANGING STATION.



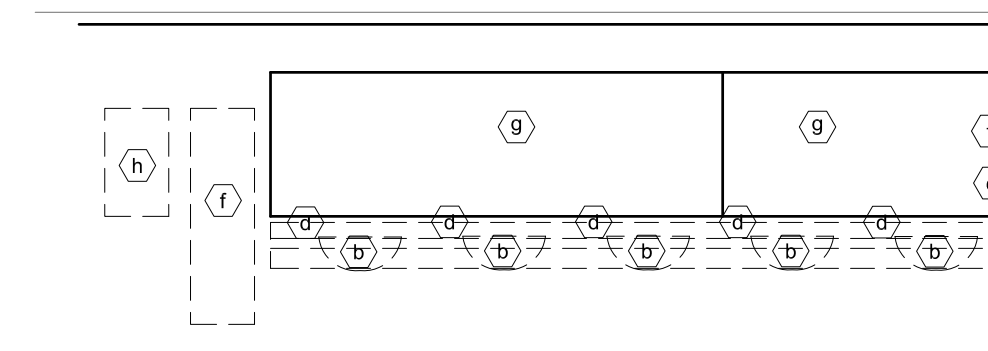
**2 Room 220 - Interior Elevation**  
Scale: 1/4"=1'-0"



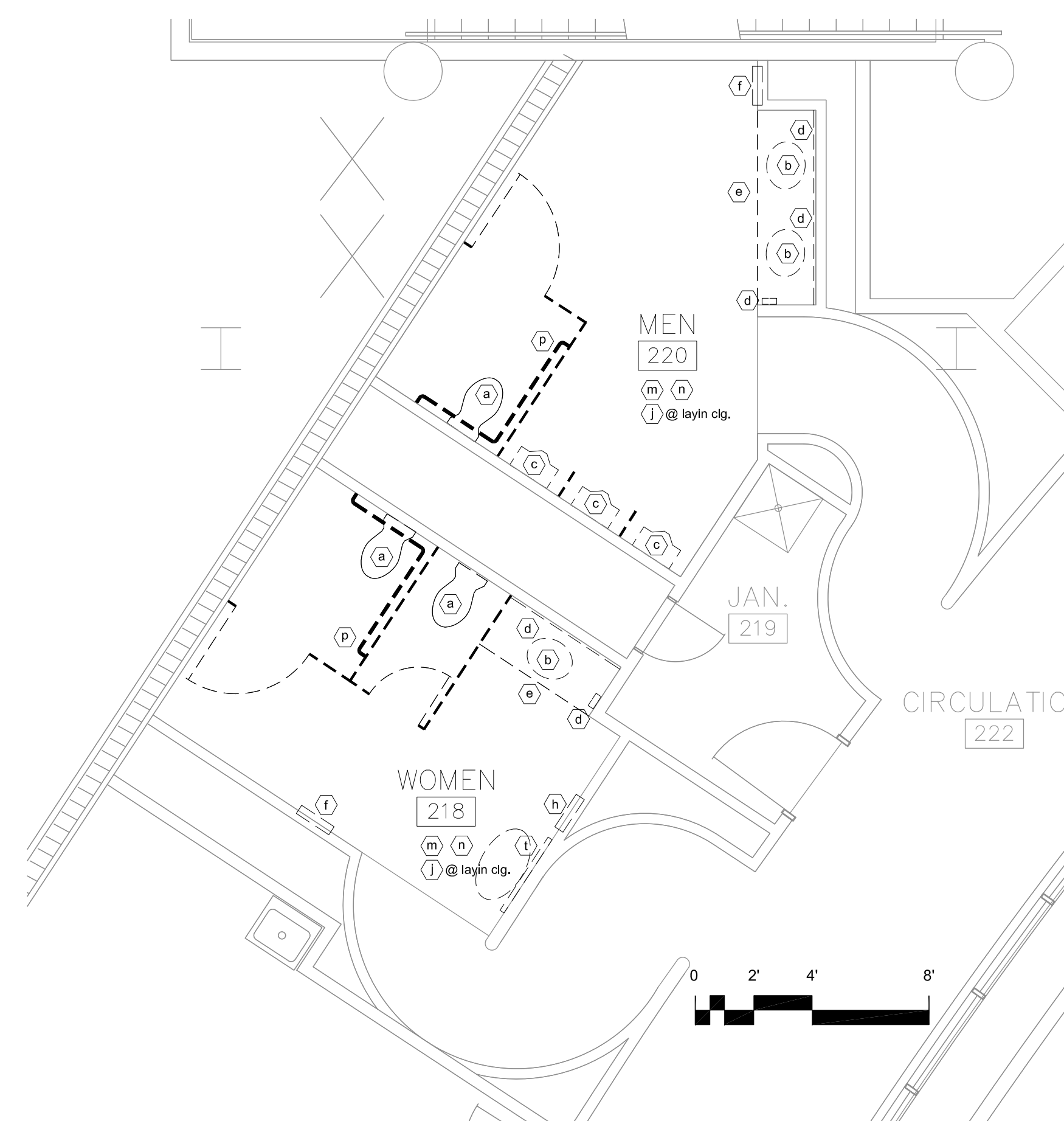
**3 Room 218 - Interior Elevation**  
Scale: 1/4"=1'-0"



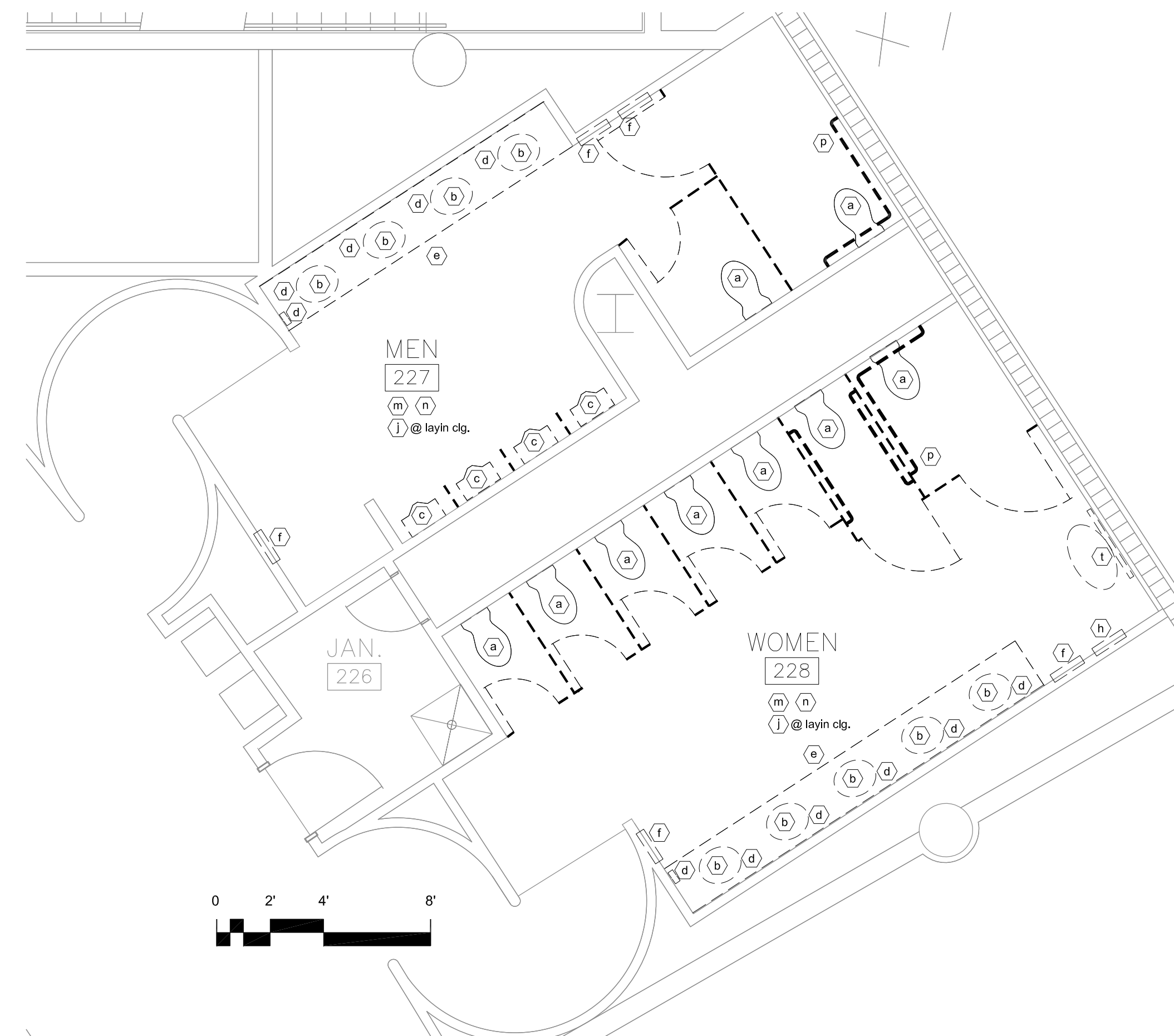
**5 Room 227 - Interior Elevation**  
Scale: 1/4"=1'-0"



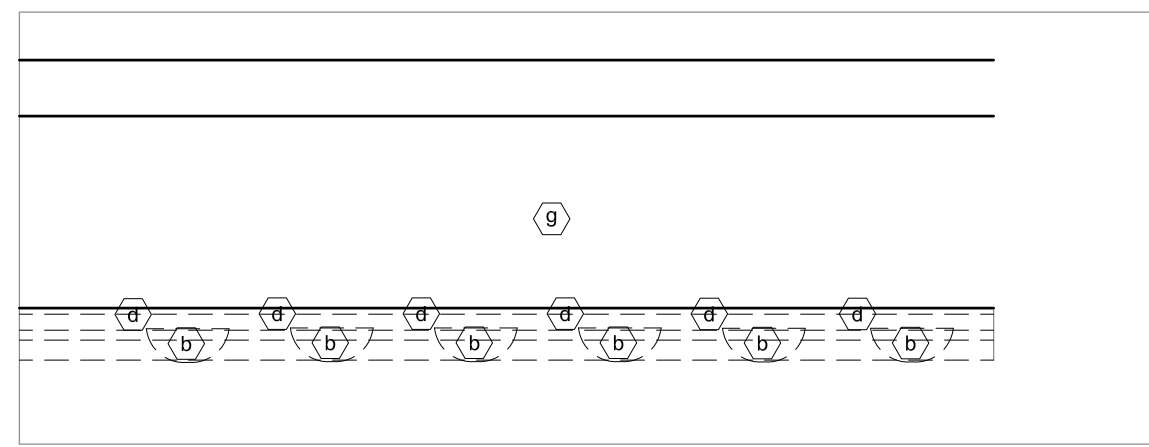
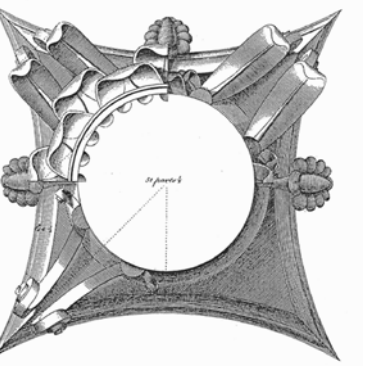
**6 Room 228 - Interior Elevation**  
Scale: 1/4"=1'-0"



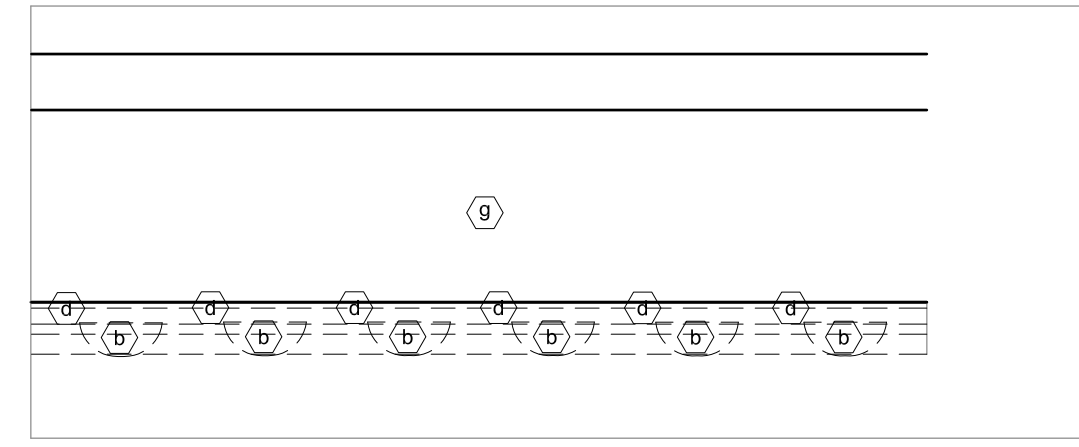
**1 East Public Toilet Rooms - Level 2**  
Scale: 1/4"=1'-0"



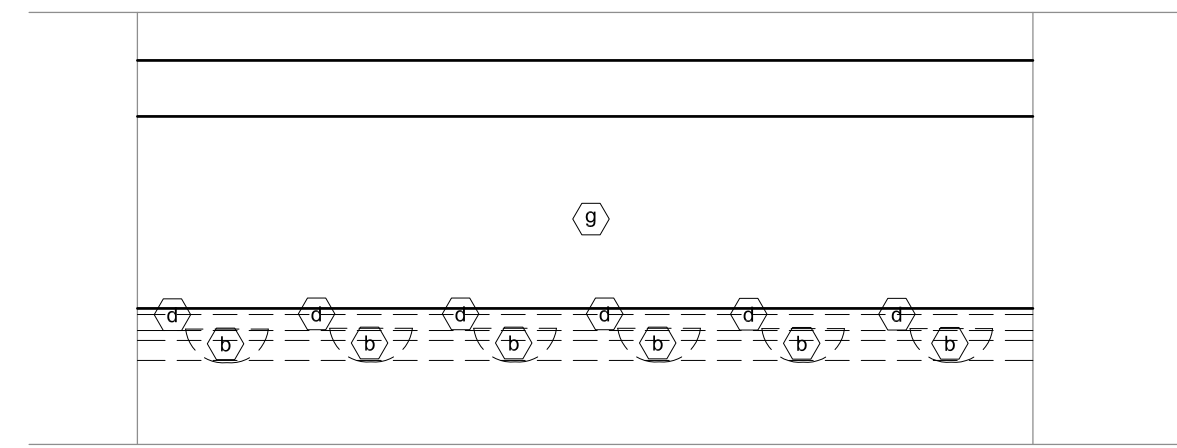
**4 West Public Toilet Rooms - Level 2**  
Scale: 1/4"=1'-0"



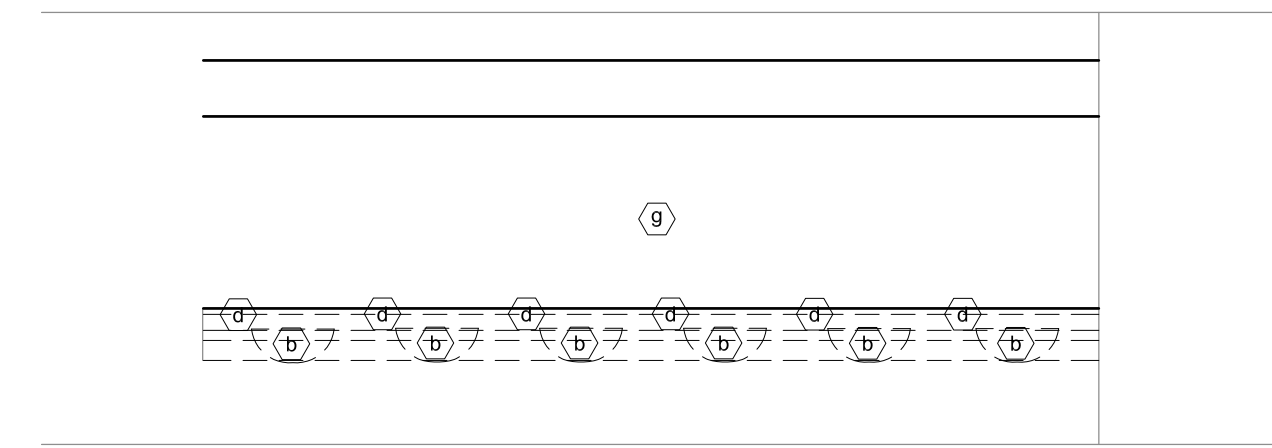
**2 Room 403 - Interior Elevation**  
Scale: 1/4"=1'-0"



**3 Room 405 - Interior Elevation**  
Scale: 1/4"=1'-0"



**5 Room 455 - Interior Elevation**  
Scale: 1/4"=1'-0"



**6 Room 457 - Interior Elevation**  
Scale: 1/4"=1'-0"

**SELECTIVE REMOVAL NOTES**

- (a)** CAREFULLY REMOVE EXISTING TOILET & FITTINGS.
- (b)** CAREFULLY REMOVE EXISTING SINK & FITTINGS.
- (c)** CAREFULLY REMOVE EXISTING URINAL & FITTINGS.
- (d)** CAREFULLY REMOVE & DISCARD EXIST SOAP DISPENSER.
- (e)** CAREFULLY REMOVE EXISTING LAMINATE COUNTERTOP.
- (f)** CAREFULLY REMOVE EXISTING PAPER TOWEL DISPENSER.
- (g)** CAREFULLY REMOVE EXISTING MIRROR.
- (h)** CAREFULLY REMOVE ALL SANITARY DISPENSER.
- (i)** CAREFULLY REMOVE EXISTING PARTITION.
- (j)** CAREFULLY REMOVE & DISCARD EXIST LIGHT FIXTURE.
- (k)** CAREFULLY REMOVE EXIST. ACCESS PANEL FOR REUSE.
- (m)** REMOVE WALL TILE.
- (n)** REMOVE FLOOR TILE.
- (p)** REMOVE & SALVAGE GRAB BAR FOR REUSE.
- (q)** CAREFULLY REMOVE TOILET PARTITIONS.
- (r)** REMOVE FRAME PARTITION.
- (s)** NOT USED
- (t)** REMOVE BABY CHANGING STATION.

This work was prepared by me or under my supervision, and construction of this project will be under my supervision. Supervision of construction is defined in Article 1.02 of the Rules & Regulations of the Board of Professional Engineers, Architects and Surveyors of the State of Wisconsin.

The Contractor shall verify all dimensions at the job site and confirm with the Architect before proceeding with the work.

© 2013 Isthmus Architecture, Inc.

**MONONA TERRACE  
BATHROOM REMODELING**  
Monona Terrace Community & Convention Center  
One John Nolen Drive, Madison, WI 53703

Proj. No.: 1302.01

Scale:

Drawn By: pr

Date: 06-28-13

Rebid Date:

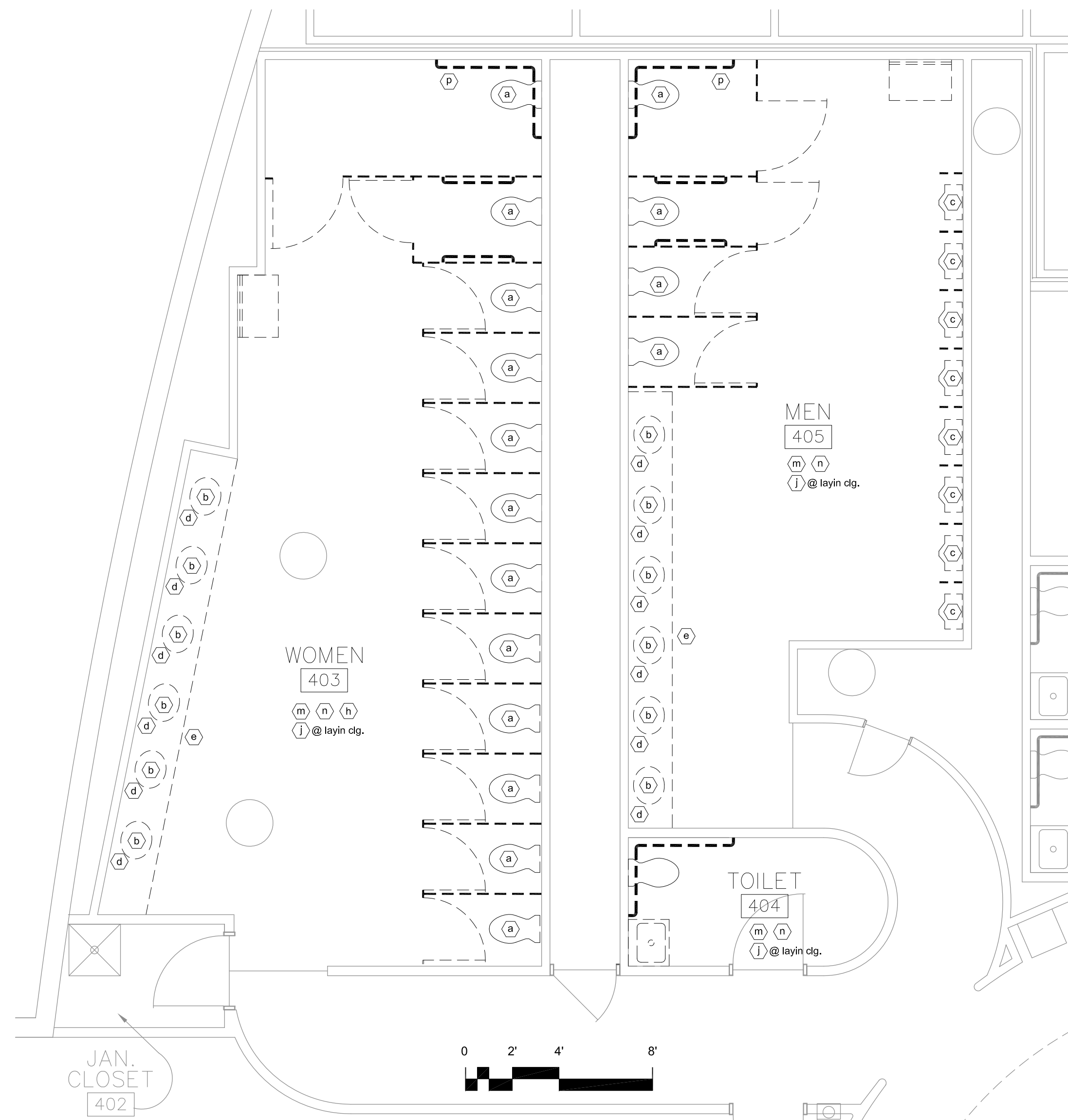
Rev. Date:

**SELECTIVE REMOVAL  
LEVEL 4**

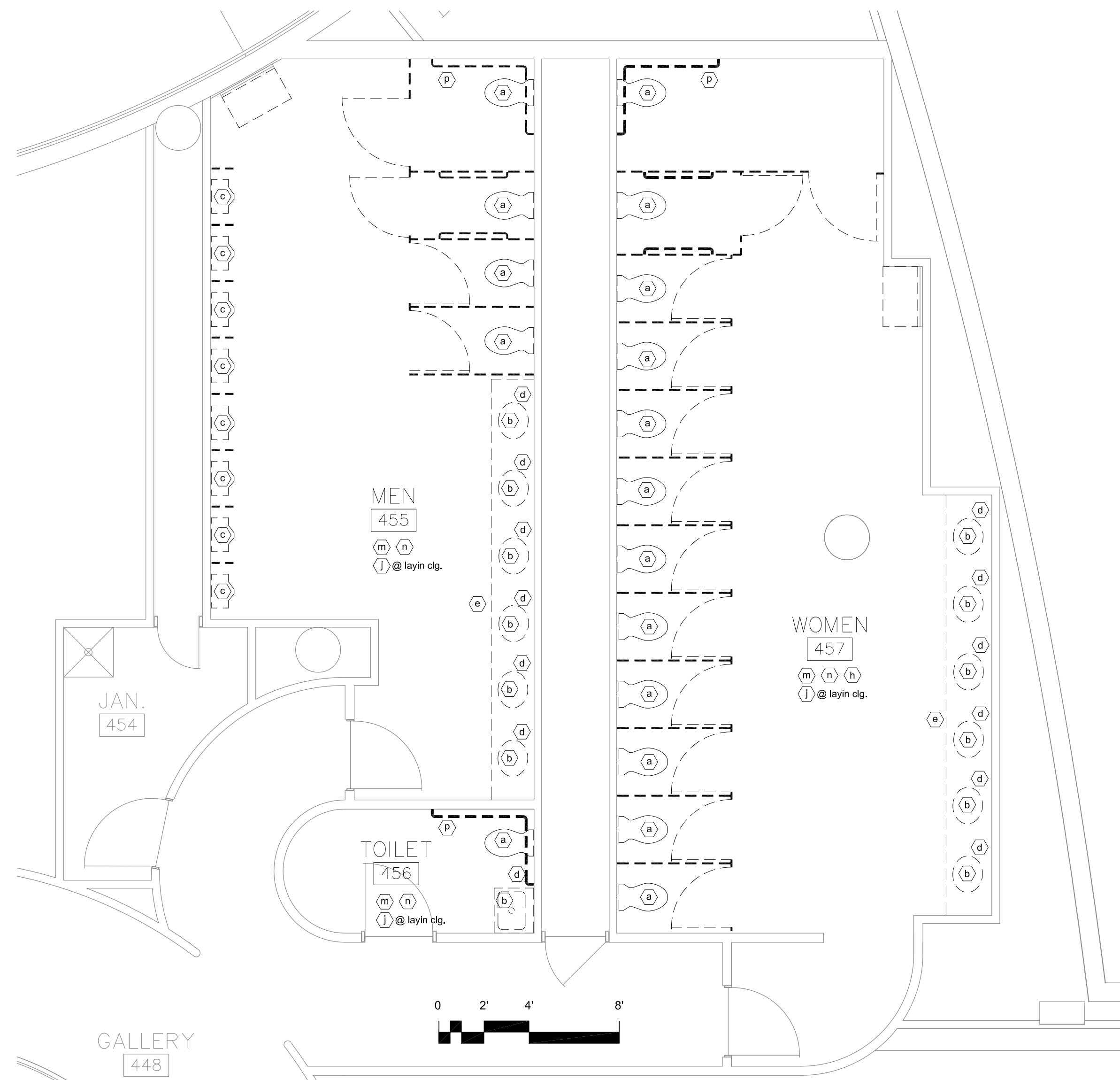
Sheet Title

Sheet No:

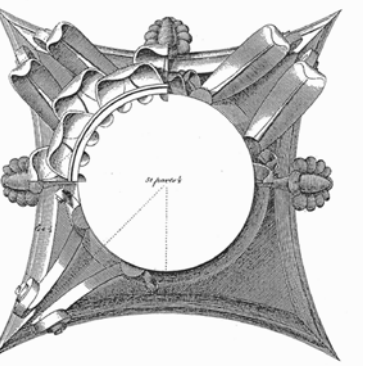
**A2.3**



**1 East Public Toilet Rooms - Level 4**  
Scale: 1/4"=1'-0"



**4 West Public Toilet Rooms - Level 4**  
Scale: 1/4"=1'-0"



This work was prepared for me or under my supervision, and construction of this project will be under my supervision. Supervision of construction is defined in Article 1.20(1) of the Rules & Regulations of the Board of Professional Engineers, Architects and Surveyors of the State of Wisconsin.

The Contractor shall verify all dimensions at the job site and confirm with the Architect before proceeding with the work.

© 2013 Isthmus Architecture, Inc.

**MONONA TERRACE  
BATHROOM REMODELING**  
Monona Terrace Community & Convention Center  
One John Nolen Drive, Madison, WI 53703

Proj. No.: 1302.01

Scale:

Drawn By: pr

Date: 06-28-13

Rebid Date:

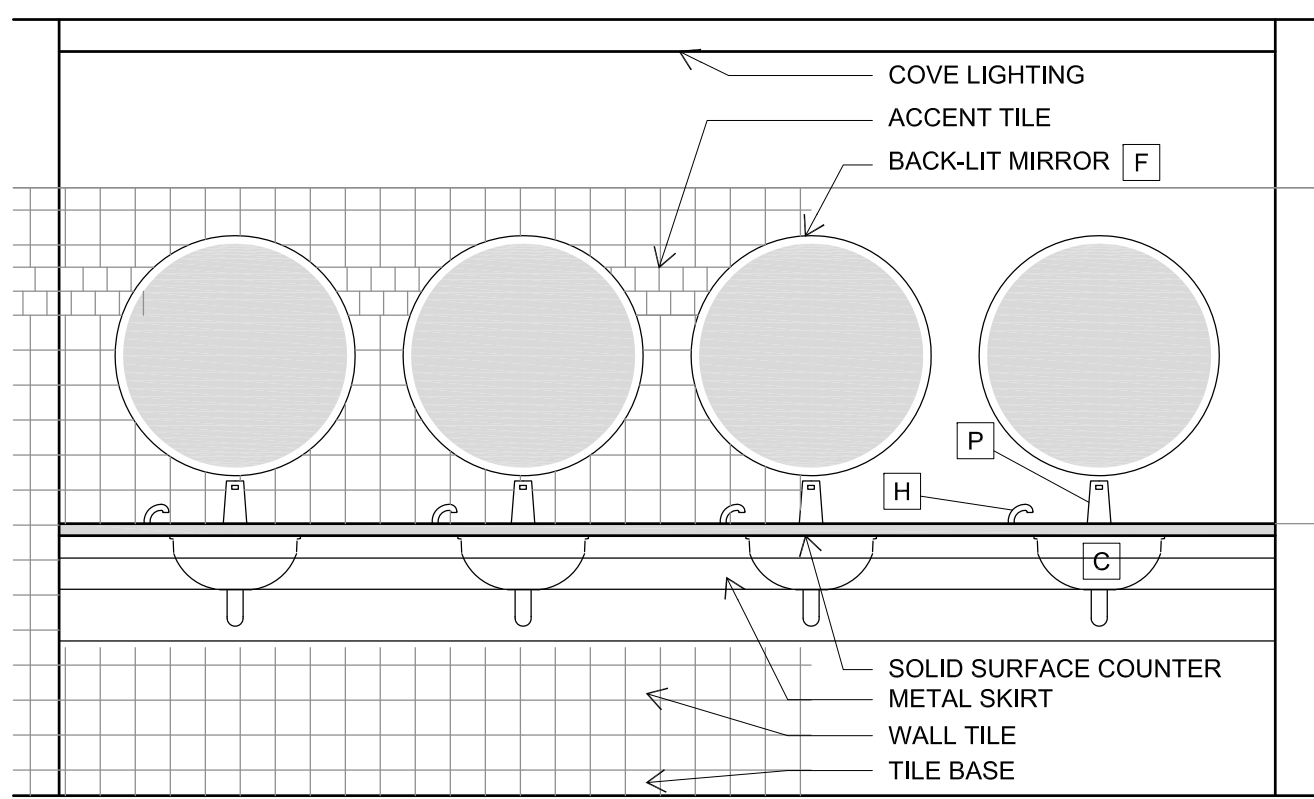
Rev. Date:

**NEW CONSTRUCTION  
LEVEL 1**

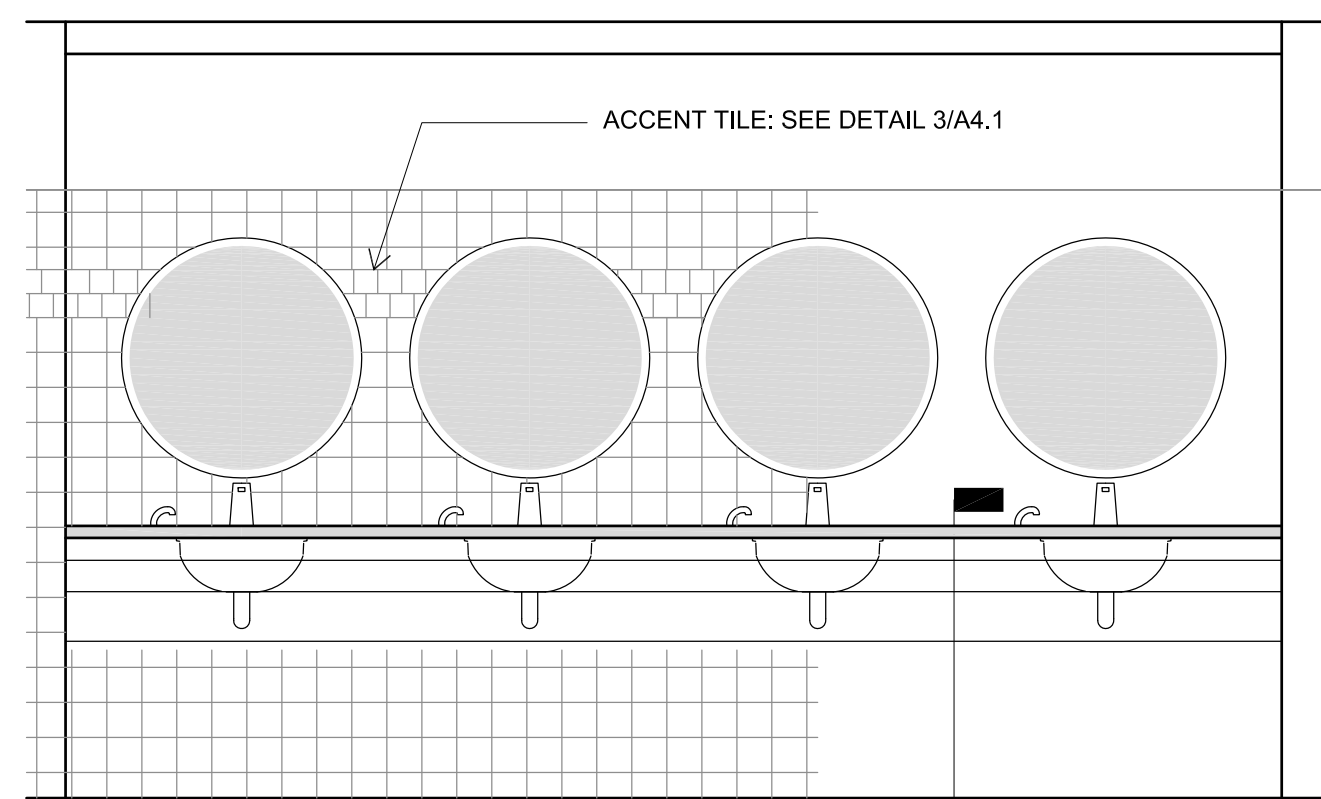
Sheet Title

Sheet No:

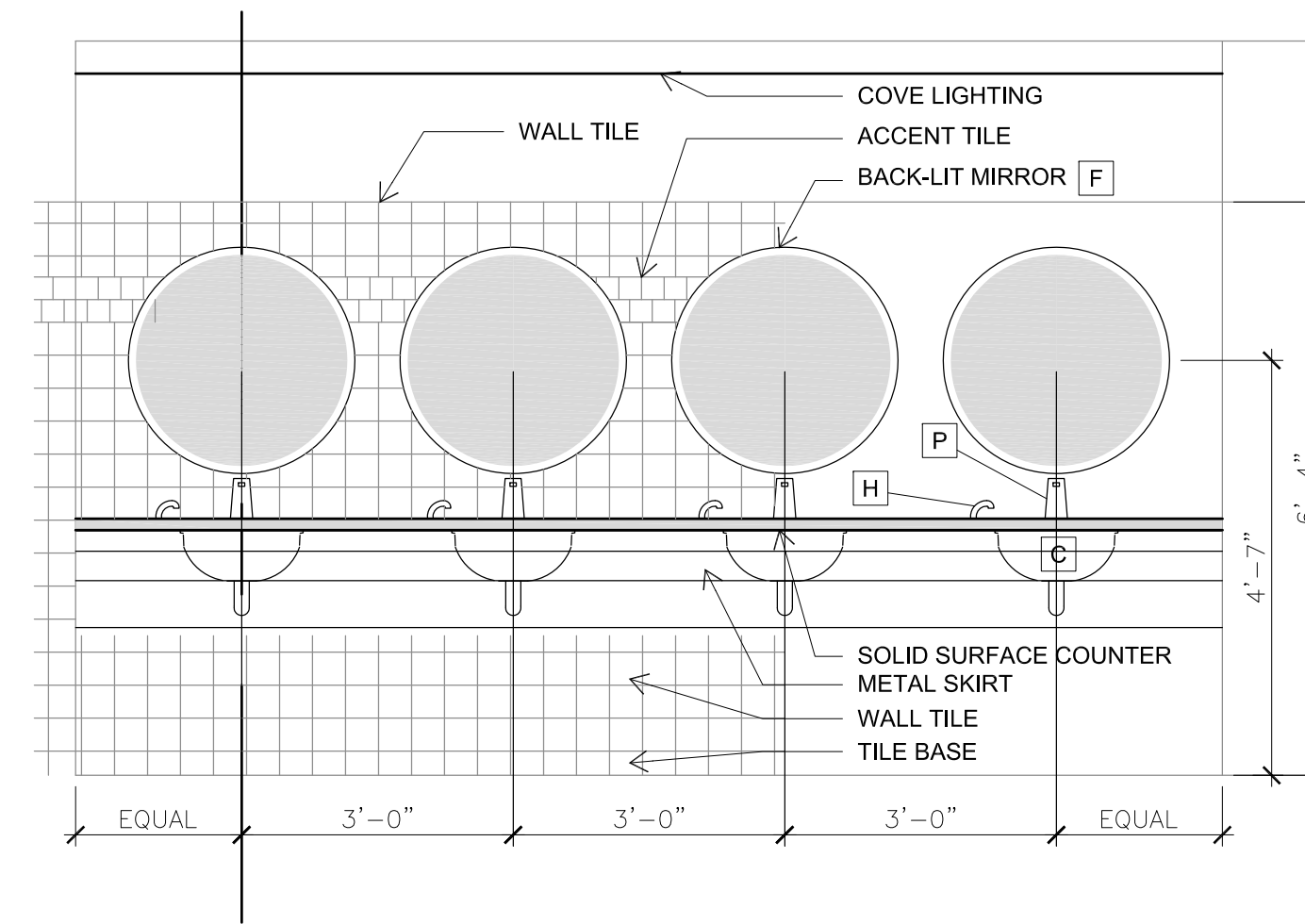
**A3.1**



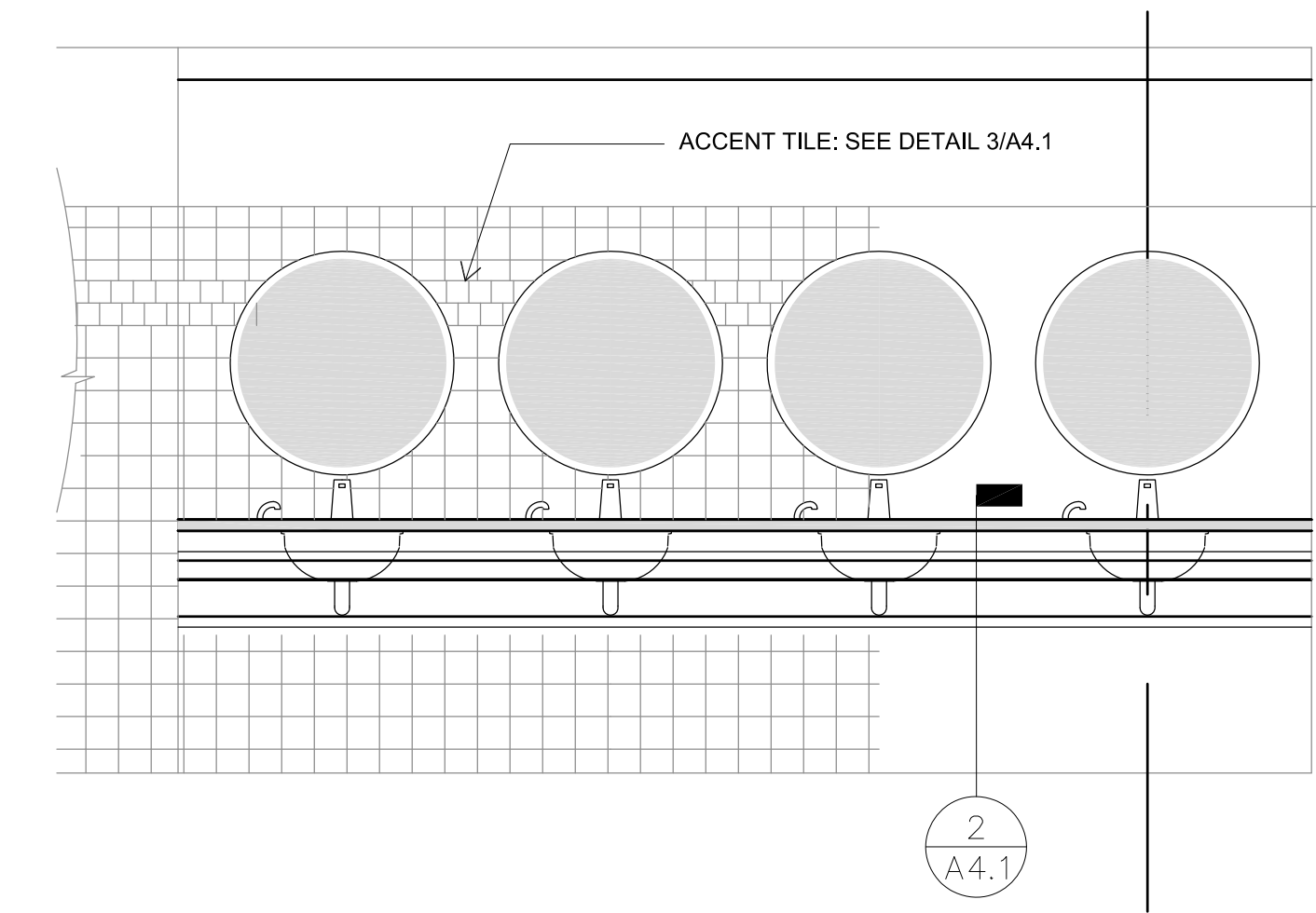
**2 Room 118 - Interior Elevation**  
Scale: 1/2"=1'-0"



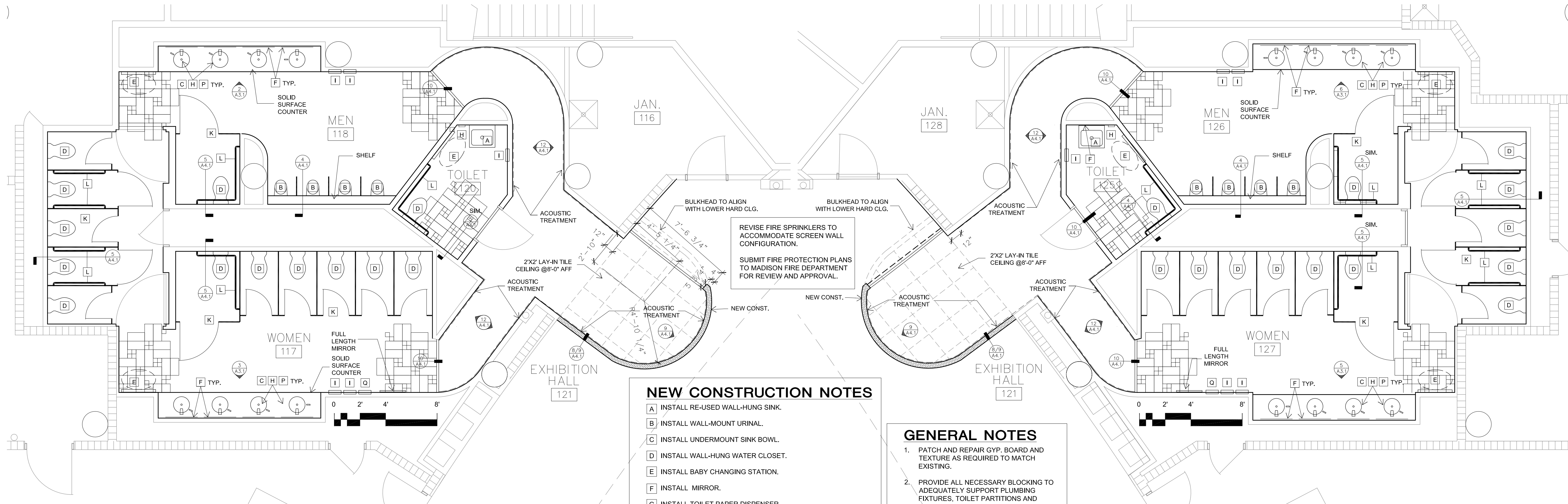
**3 Room 117 - Interior Elevation**  
Scale: 1/2"=1'-0"



**5 Room 127 - Interior Elevation**  
Scale: 1/2"=1'-0"



**6 Room 126 - Interior Elevation**  
Scale: 1/2"=1'-0"



**1 East Public Toilet Rooms - Level 1 Plan**  
Scale: 1/4"=1'-0"

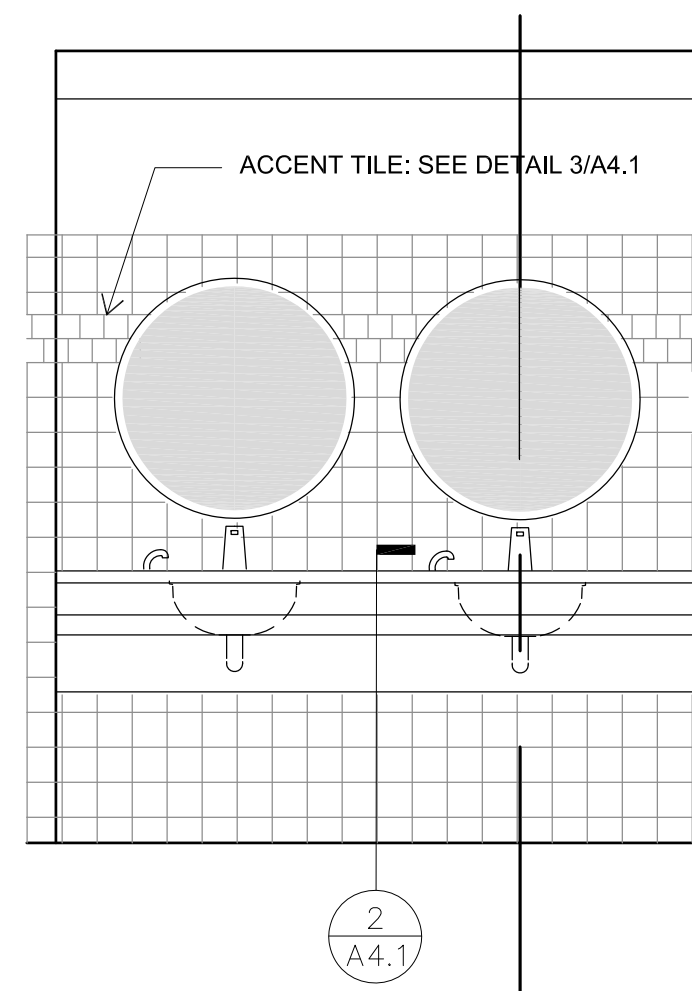
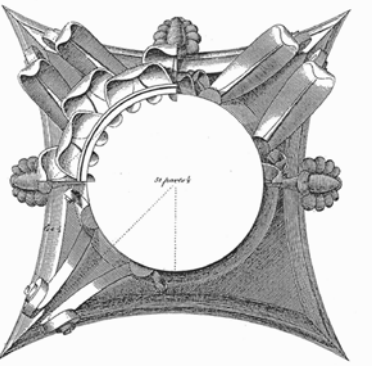
**4 West Public Toilet Rooms - Level 1 Plan**  
Scale: 1/4"=1'-0"

**NEW CONSTRUCTION NOTES**

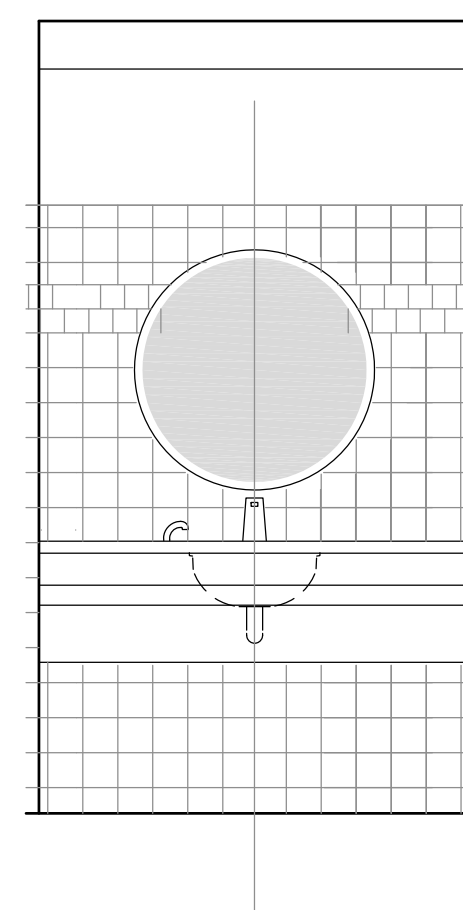
- A INSTALL RE-USED WALL-HUNG SINK.
- B INSTALL WALL-MOUNT URINAL.
- C INSTALL UNDERMOUNT SINK BOWL.
- D INSTALL WALL-HUNG WATER CLOSET.
- E INSTALL BABY CHANGING STATION.
- F INSTALL MIRROR.
- G INSTALL TOILET PAPER DISPENSER.
- H INSTALL SOAP DISPENSER.
- I INSTALL PAPER TOWEL DISPENSER.
- J INSTALL SANITARY DISPOSAL.
- K INSTALL TOILET PARTITIONS.
- L INSTALL GRAB BARS.
- M INSTALL LIGHT FIXTURE.
- N INSTALL ACCESS PANEL IN EXIST. OPNG.
- P INSTALL FAUCETS
- Q INSTALL SANITARY DISPENSER

**GENERAL NOTES**

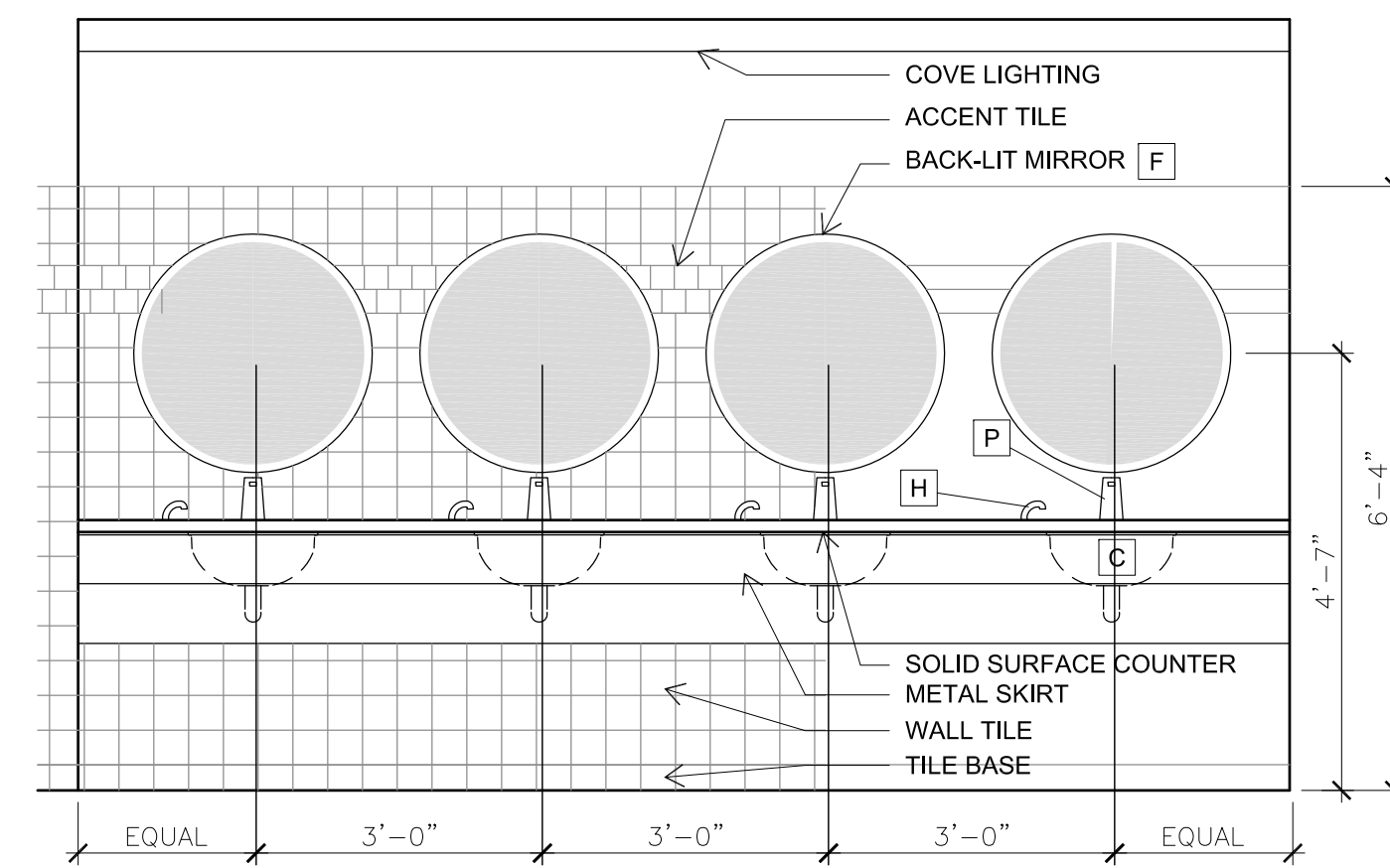
1. PATCH AND REPAIR GYP. BOARD AND TEXTURE AS REQUIRED TO MATCH EXISTING.
2. PROVIDE ALL NECESSARY BLOCKING TO ADEQUATELY SUPPORT PLUMBING FIXTURES, TOILET PARTITIONS AND ACCESSORIES.
3. RE-USE EXISTING OPENINGS FOR RECESSED TOILET ACCESSORIES WHENEVER POSSIBLE.
4. PREP, PRIME AND REPAINT ALL PAINTED DOORS AND HARDWARE
5. REUSE / MODIFY ALL EXISTING STEEL SUPPORTS IN WALL, IN CEILING, ETC.
6. PROTECT LAY-IN CEILING GRID DURING CONSTRUCTION. PREP, PRIME AND REPAINT.
7. PROVIDE ALL NECESSARY POWER TO PLUMBING FIXTURES, MIRRORS, FAUCETS AND ACCESSORIES.



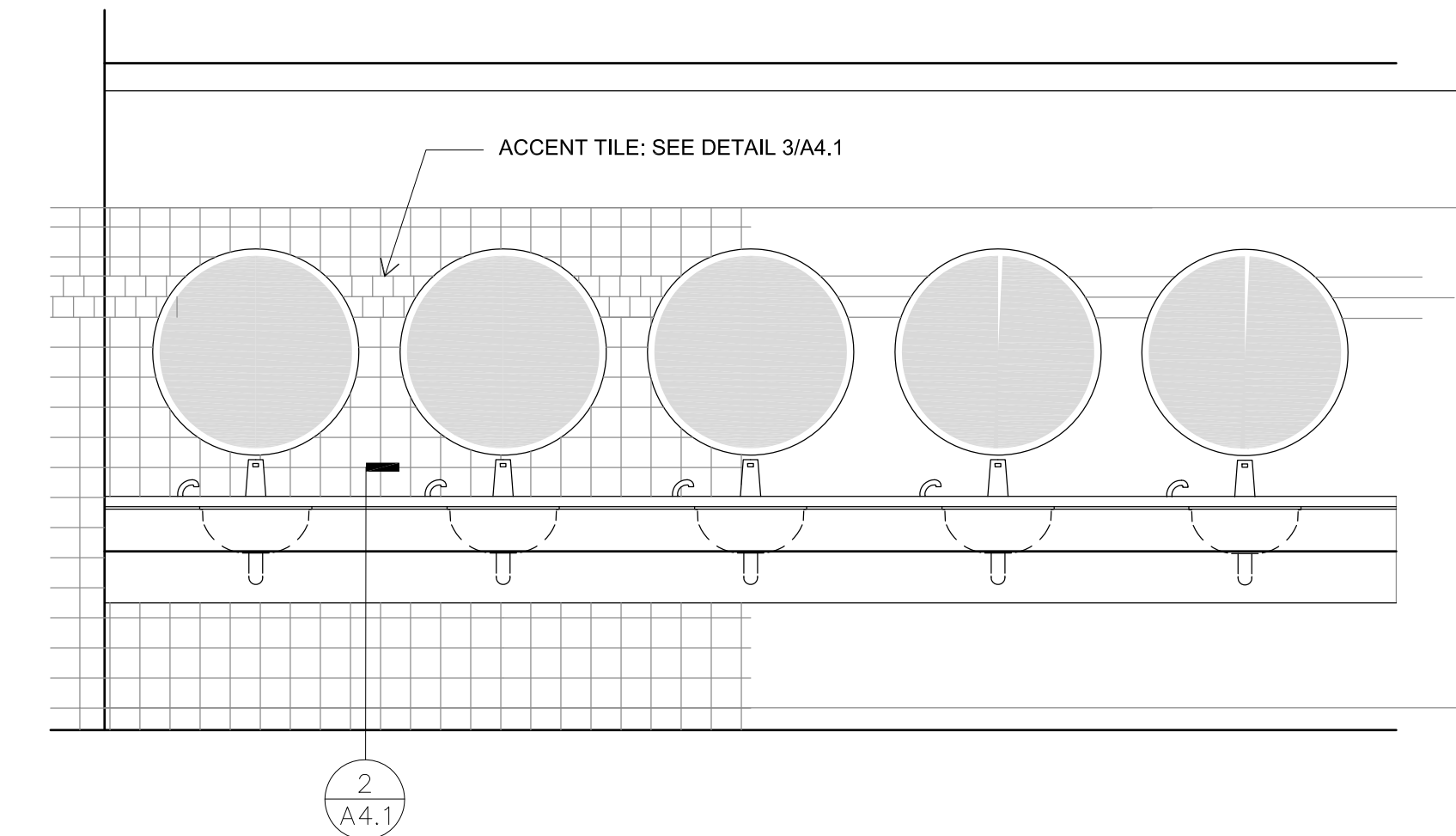
**2 Room 220 - Interior Elevation**  
Scale: 1/2"=1'-0"



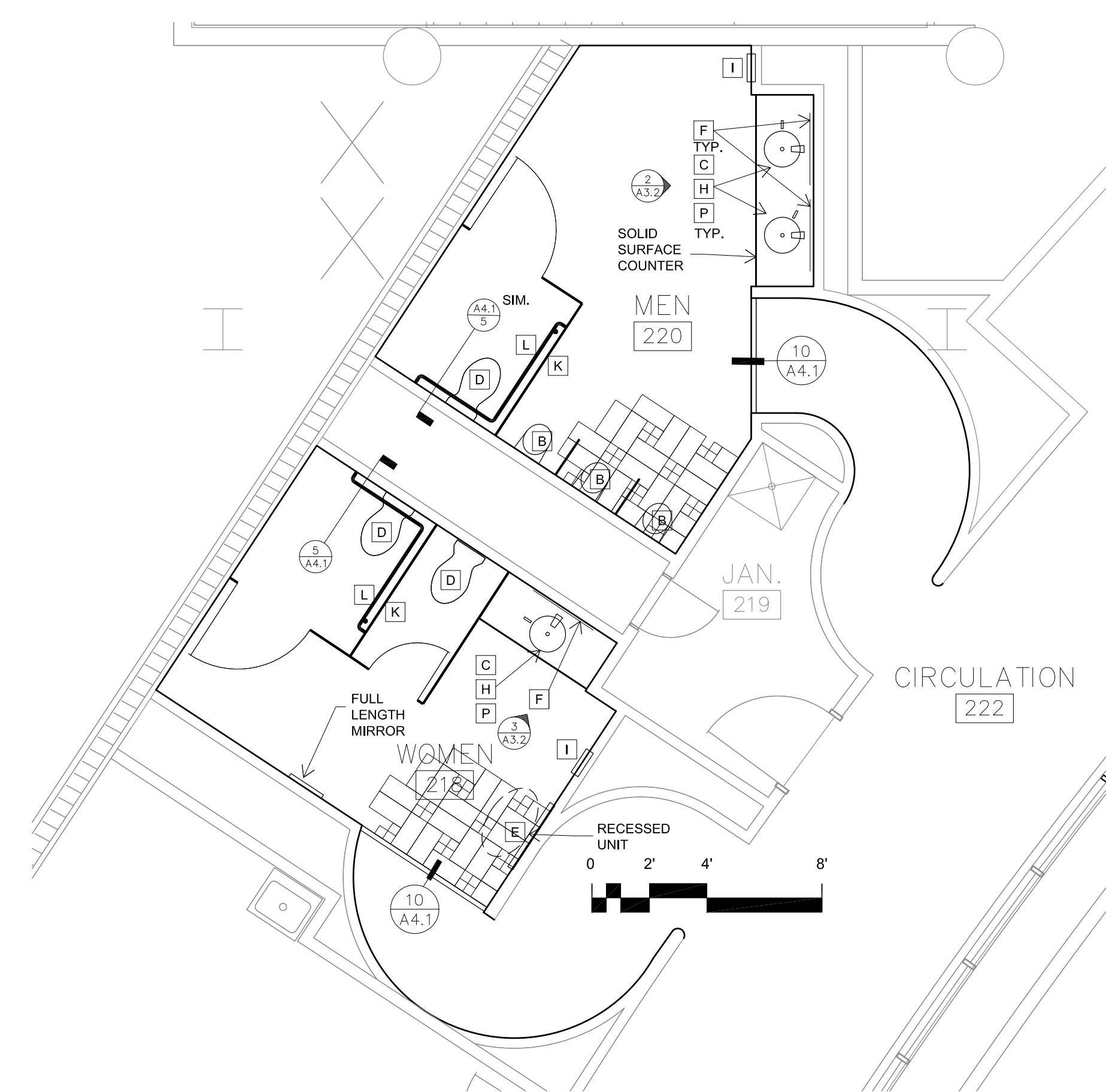
**3 Room 218 - Interior Elevation**  
Scale: 1/2"=1'-0"



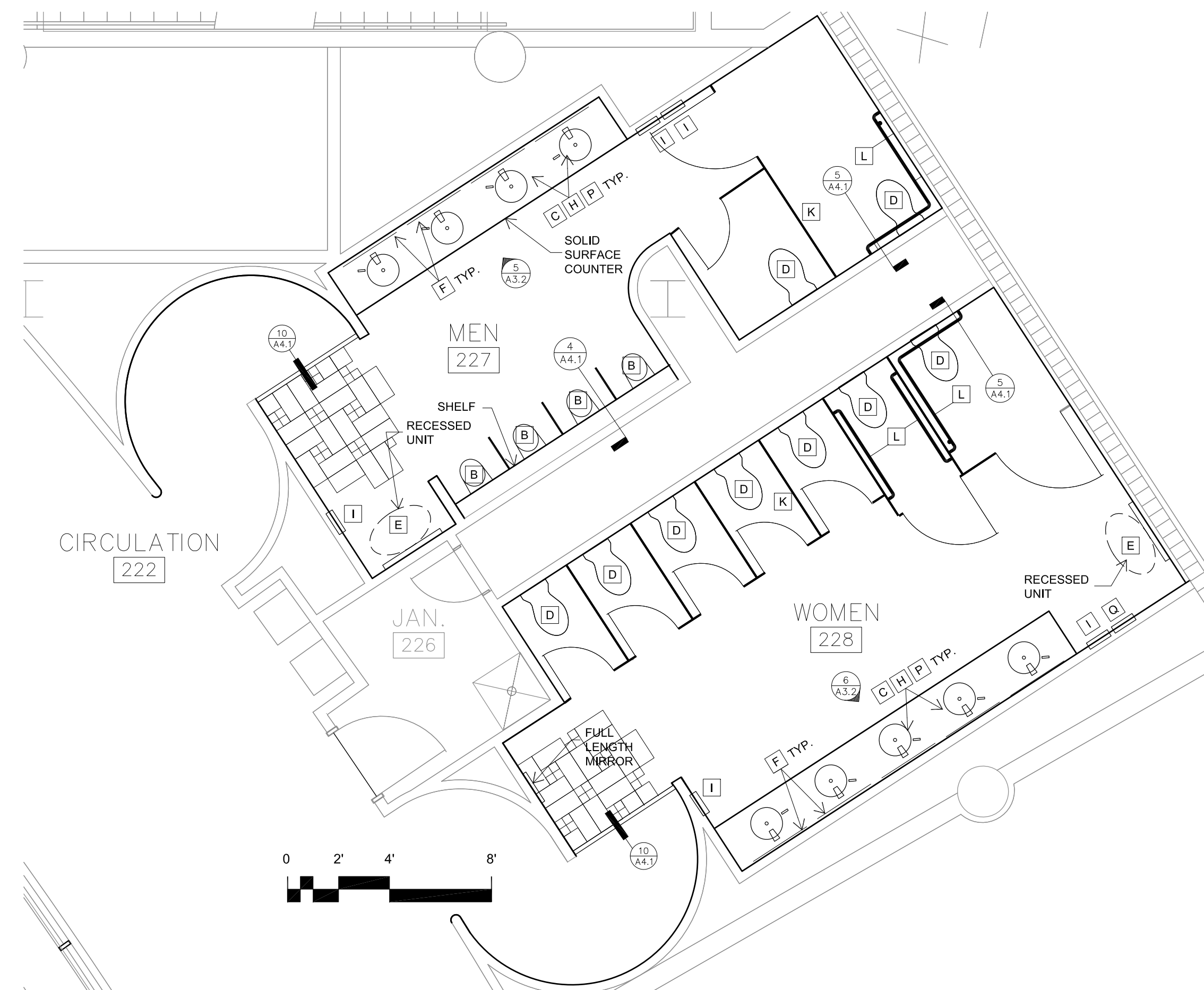
**5 Room 227 - Interior Elevation**  
Scale: 1/2"=1'-0"



**6 Room 228 - Interior Elevation**  
Scale: 1/2"=1'-0"



**1 East Public Toilet Rooms - Level 2 Plan**  
Scale: 1/4"=1'-0"



**4 West Public Toilet Rooms - Level 2 Plan**  
Scale: 1/4"=1'-0"

**NEW CONSTRUCTION NOTES**

- A INSTALL RE-USED WALL-HUNG SINK.
- B INSTALL WALL-MOUNT URINAL.
- C INSTALL UNDERMOUNT SINK BOWL.
- D INSTALL WALL-HUNG WATER CLOSET.
- E INSTALL BABY CHANGING STATION.
- F INSTALL MIRROR.
- G INSTALL TOILET PAPER DISPENSER.
- H INSTALL SOAP DISPENSER.
- I INSTALL PAPER TOWEL DISPENSER.
- J INSTALL SANITARY DISPOSAL.
- K INSTALL TOILET PARTITIONS.
- L INSTALL GRAB BARS.
- M INSTALL LIGHT FIXTURE.
- N INSTALL ACCESS PANEL IN EXIST. OPNG.
- P INSTALL FAUCETS
- Q INSTALL SANITARY DISPENSER

**GENERAL NOTES**

1. PATCH AND REPAIR GYP. BOARD AND TEXTURE AS REQUIRED TO MATCH EXISTING.
2. PROVIDE ALL NECESSARY BLOCKING TO ADEQUATELY SUPPORT PLUMBING FIXTURES, TOILET PARTITIONS AND ACCESSORIES.
3. RE-USE EXISTING OPENINGS FOR RECESSED TOILET ACCESSORIES WHENEVER POSSIBLE.
4. PREP, PRIME AND REPAINT ALL PAINTED DOORS AND HARDWARE
5. REUSE / MODIFY ALL EXISTING STEEL SUPPORTS IN WALL, IN CEILING, ETC.
6. PROTECT LAY-IN CEILING GRID DURING CONSTRUCTION. PREP, PRIME AND REPAINT.
7. PROVIDE ALL NECESSARY POWER TO PLUMBING FIXTURES, MIRRORS, FAUCETS AND ACCESSORIES.

This work was prepared by me or under my supervision, and construction of this project will be under my supervision. Supervision of construction is defined in Article 1.201 of the Rules & Regulations of the Board of Professional Engineers, Architects and Surveyors of the State of Wisconsin.

The Contractor shall verify all dimensions at the job site and confirm with the Architect before proceeding with the work.

© 2013 Isthmus Architecture, Inc.

**MONONA TERRACE  
BATHROOM REMODELING**  
Monona Terrace Community & Convention Center  
One John Nolen Drive, Madison, WI 53703

Proj. No.: 1302.01

Scale:

Drawn By: pr

Date: 06-28-13

Rebid Date:

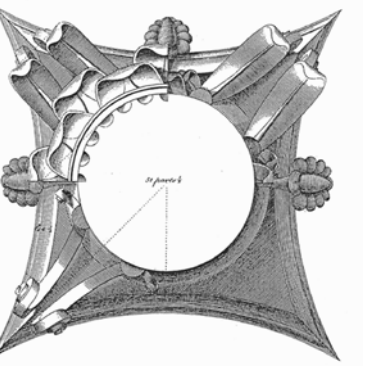
Rev. Date:

**NEW CONSTRUCTION  
LEVEL 2**

Sheet Title

Sheet No:

**A3.2**



This work was prepared by me or under my supervision, and construction of this project will be under my supervision. Supervision of construction is defined in Article 1.02(1) of the Rules & Regulations of the Board of Professional Engineers, Architects and Surveyors of the State of Wisconsin.

© 2013 Isthmus Architecture, Inc.

**MONONA TERRACE  
BATHROOM REMODELING**  
Monona Terrace Community & Convention Center  
One John Nolen Drive, Madison, WI 53703

Proj. No.: 1302.01

Scale:

Drawn By: pr

Date: 06-28-13

Rebid Date:

Rev. Date:

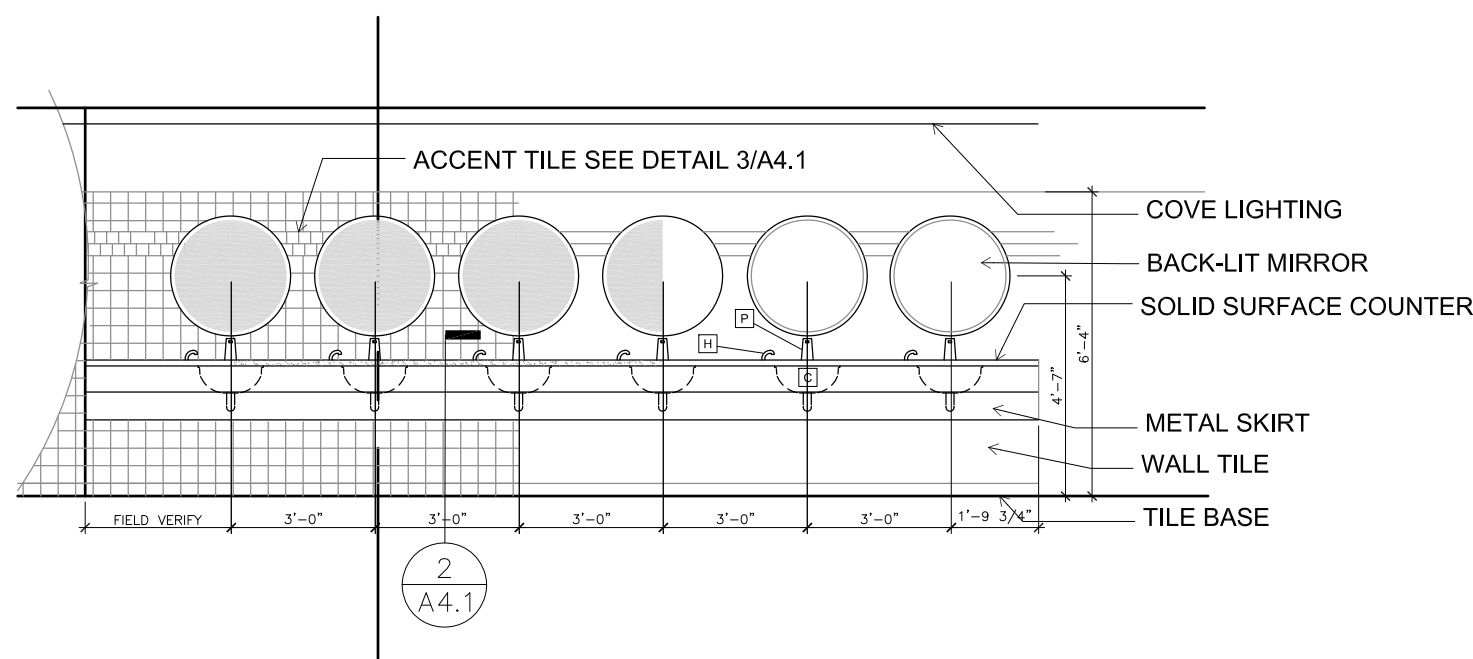
**NEW CONSTRUCTION**

**LEVEL 4**

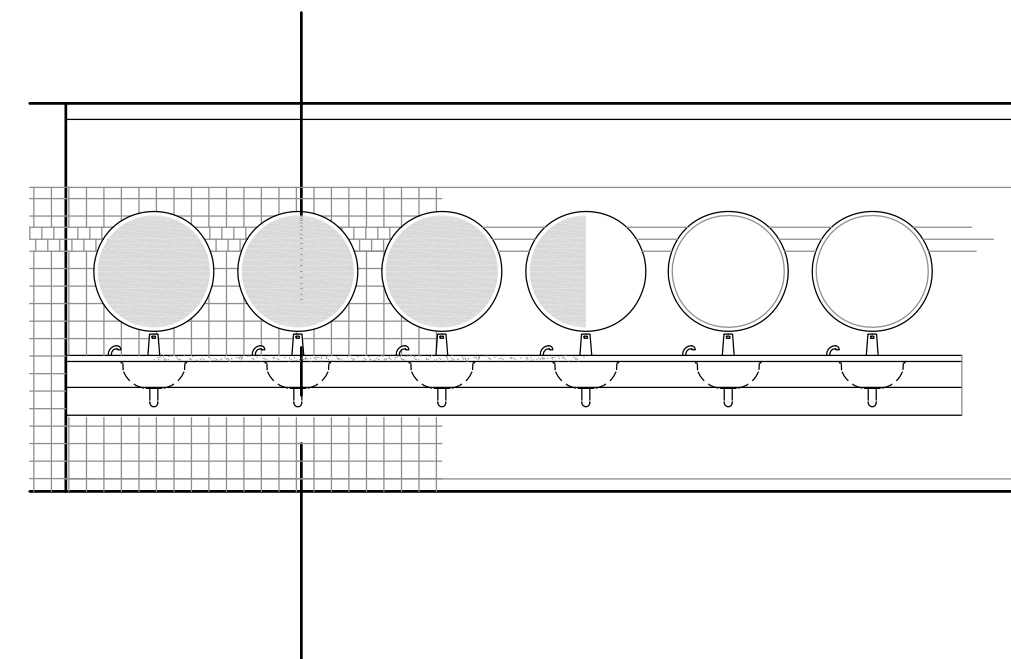
Sheet Title

Sheet No:

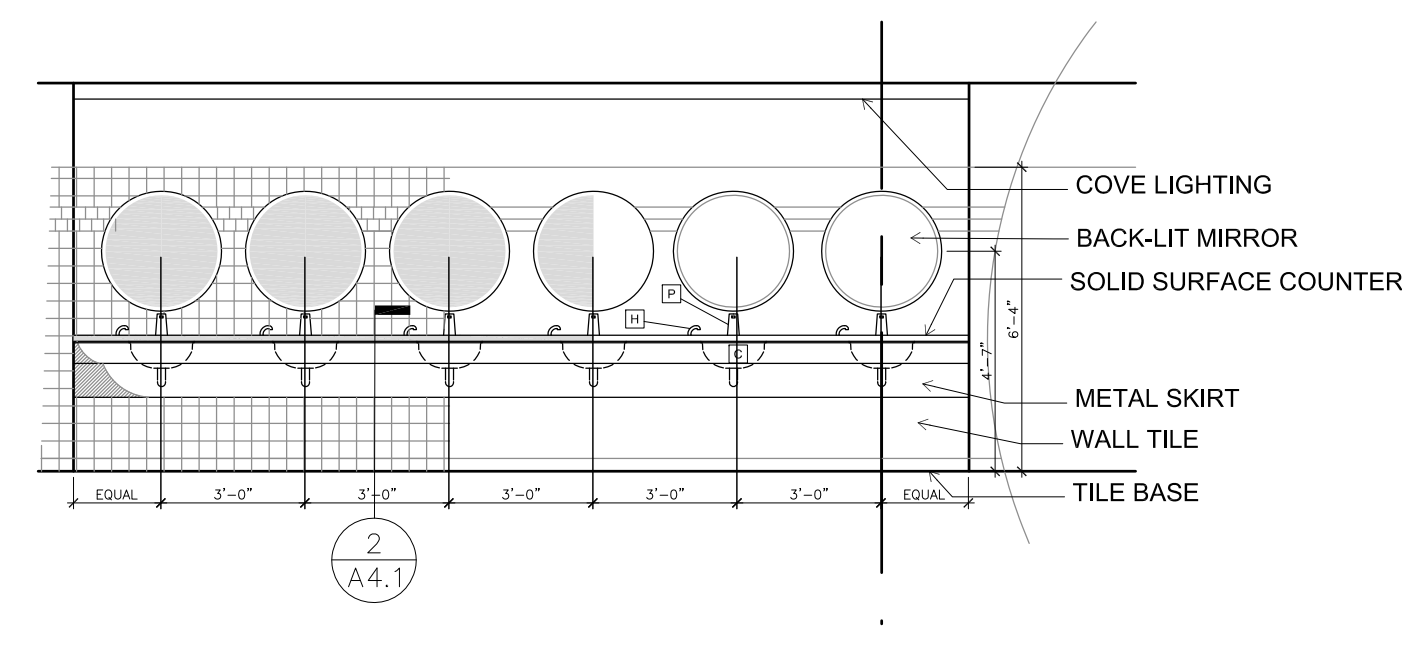
**A3.3**



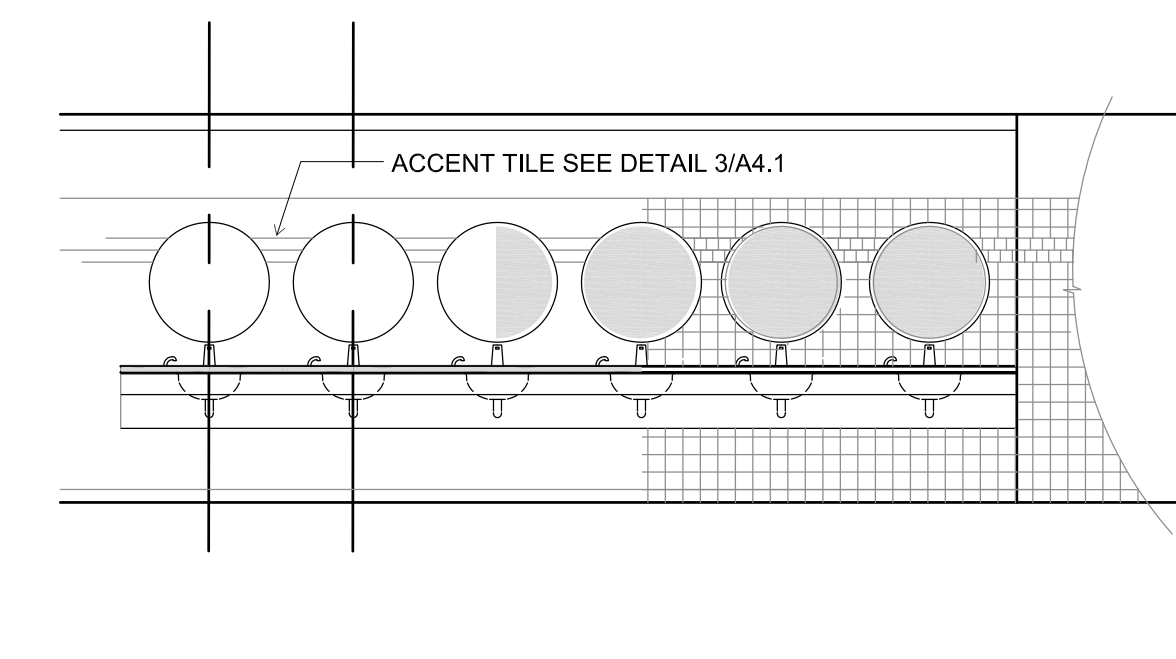
**2 Room 403 - Interior Elevation**  
Scale: 1/4"=1'-0"



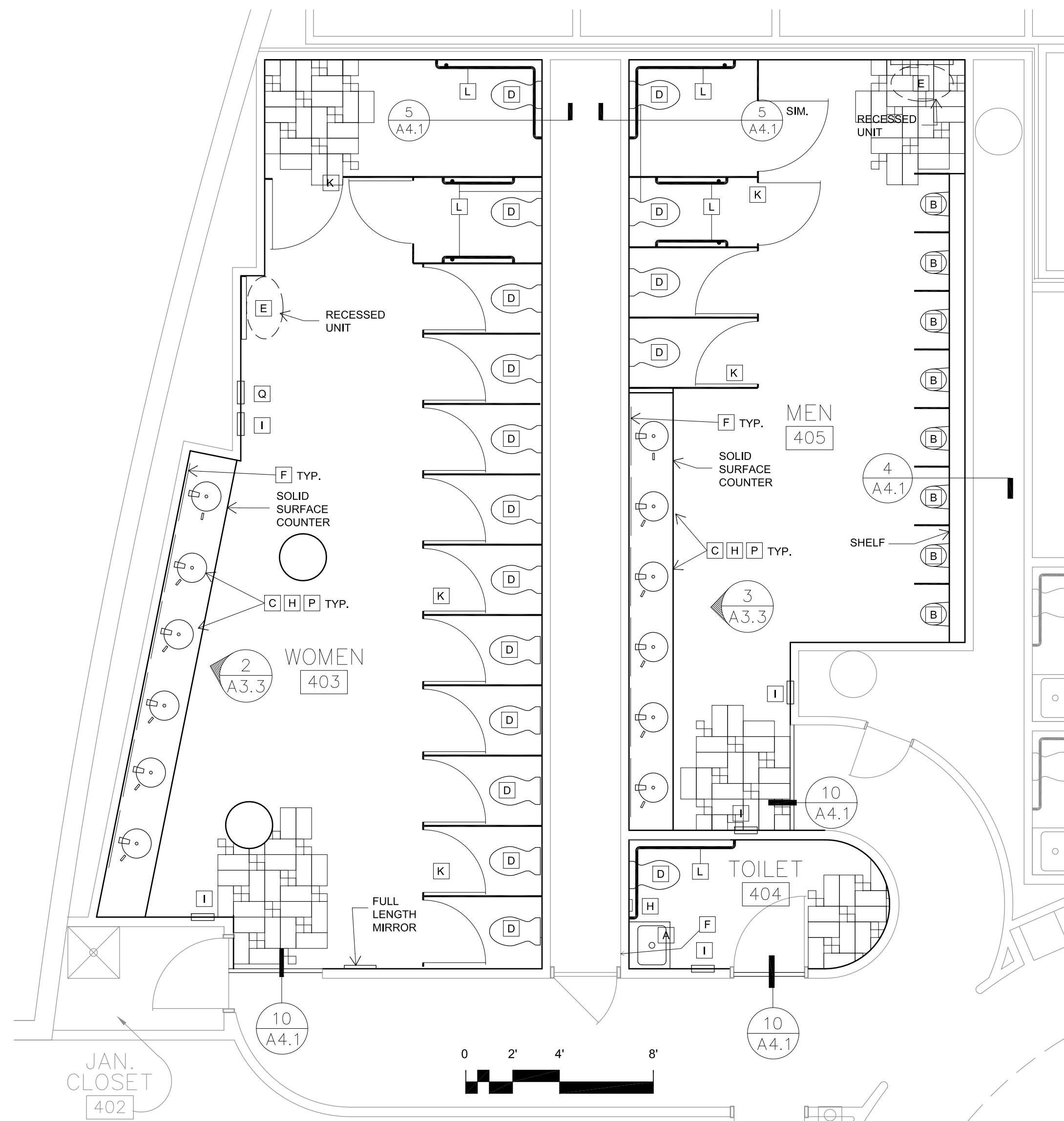
**3 Room 405 - Interior Elevation**  
Scale: 1/4"=1'-0"



**5 Room 455 - Interior Elevation**  
Scale: 1/4"=1'-0"



**6 Room 457 - Interior Elevation**  
Scale: 1/4"=1'-0"



**1 East Public Toilet Rooms - Level 4 Plan**  
Scale: 1/4"=1'-0"



**4 West Public Toilet Rooms - Level 4 Plan**  
Scale: 1/4"=1'-0"

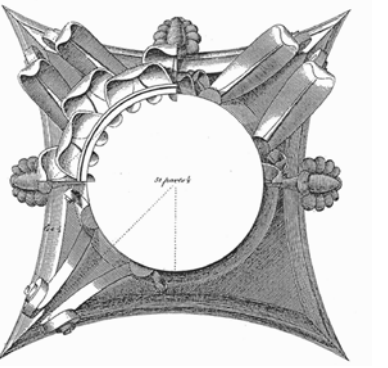
**NEW CONSTRUCTION NOTES**

- A INSTALL RE-USED WALL-HUNG SINK.
- B INSTALL WALL-MOUNT URINAL.
- C INSTALL UNDERMOUNT SINK BOWL.
- D INSTALL WALL-HUNG WATER CLOSET.
- E INSTALL BABY CHANGING STATION.
- F INSTALL MIRROR.
- G INSTALL TOILET PAPER DISPENSER.
- H INSTALL SOAP DISPENSER.
- I INSTALL PAPER TOWEL DISPENSER.
- J INSTALL SANITARY DISPOSAL.
- K INSTALL TOILET PARTITIONS.
- L INSTALL GRAB BARS.
- M INSTALL LIGHT FIXTURE.
- N INSTALL ACCESS PANEL IN EXIST. OPNG.
- P INSTALL FAUCETS
- Q INSTALL SANITARY DISPENSER

**GENERAL NOTES**

1. PATCH AND REPAIR GYP. BOARD AND TEXTURE AS REQUIRED TO MATCH EXISTING.
2. PROVIDE ALL NECESSARY BLOCKING TO ADEQUATELY SUPPORT PLUMBING FIXTURES, TOILET PARTITIONS AND ACCESSORIES.
3. RE-USE EXISTING OPENINGS FOR RECESSED TOILET ACCESSORIES WHENEVER POSSIBLE.
4. PREP, PRIME AND REPAINT ALL PAINTED DOORS AND HARDWARE
5. REUSE / MODIFY ALL EXISTING STEEL SUPPORTS IN WALL, IN CEILING, ETC.
6. PROTECT LAY-IN CEILING GRID DURING CONSTRUCTION. PREP, PRIME AND REPAINT.
7. PROVIDE ALL NECESSARY POWER TO PLUMBING FIXTURES, MIRRORS, FAUCETS AND ACCESSORIES.





This work was prepared by me or under my supervision, and construction of this project will be under my supervision. Supervision of construction is defined in Article 1.2(2) of the Rules & Regulations of the Board of Professional Engineers, Architects and Surveyors of the State of Wisconsin.

© 2013 Isthmus Architecture, Inc.

**MONONA TERRACE  
BATHROOM REMODELING**  
Monona Terrace Community & Convention Center  
One John Nolen Drive, Madison, WI 53703

Proj. No.: 1302.01

Scale:

Drawn By: pr

Date: 06-28-13

Rebid Date:

Rev. Date:

**ARCHITECTURAL DETAILS & SCHEDULES**

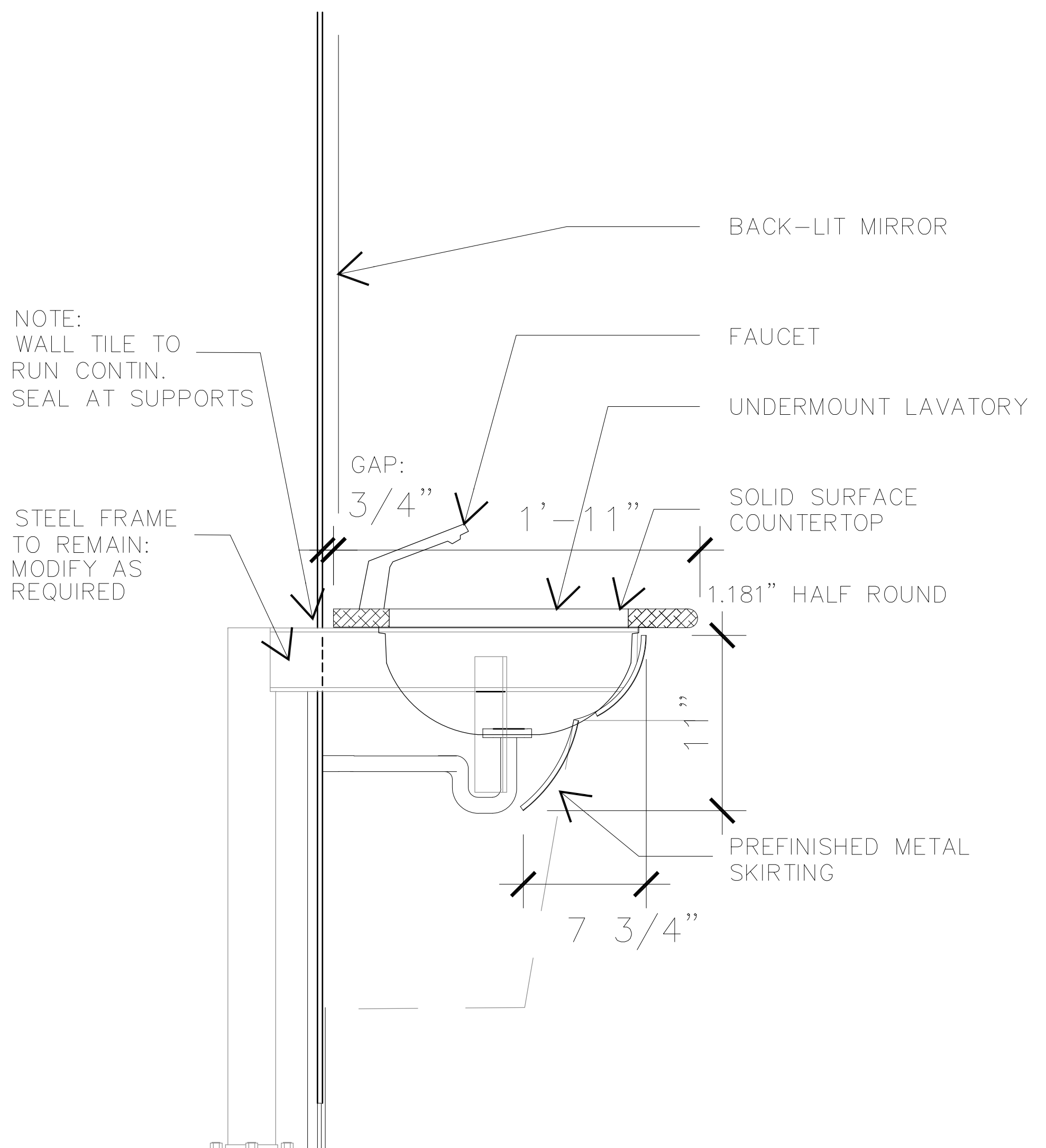
Sheet Title

Sheet No:

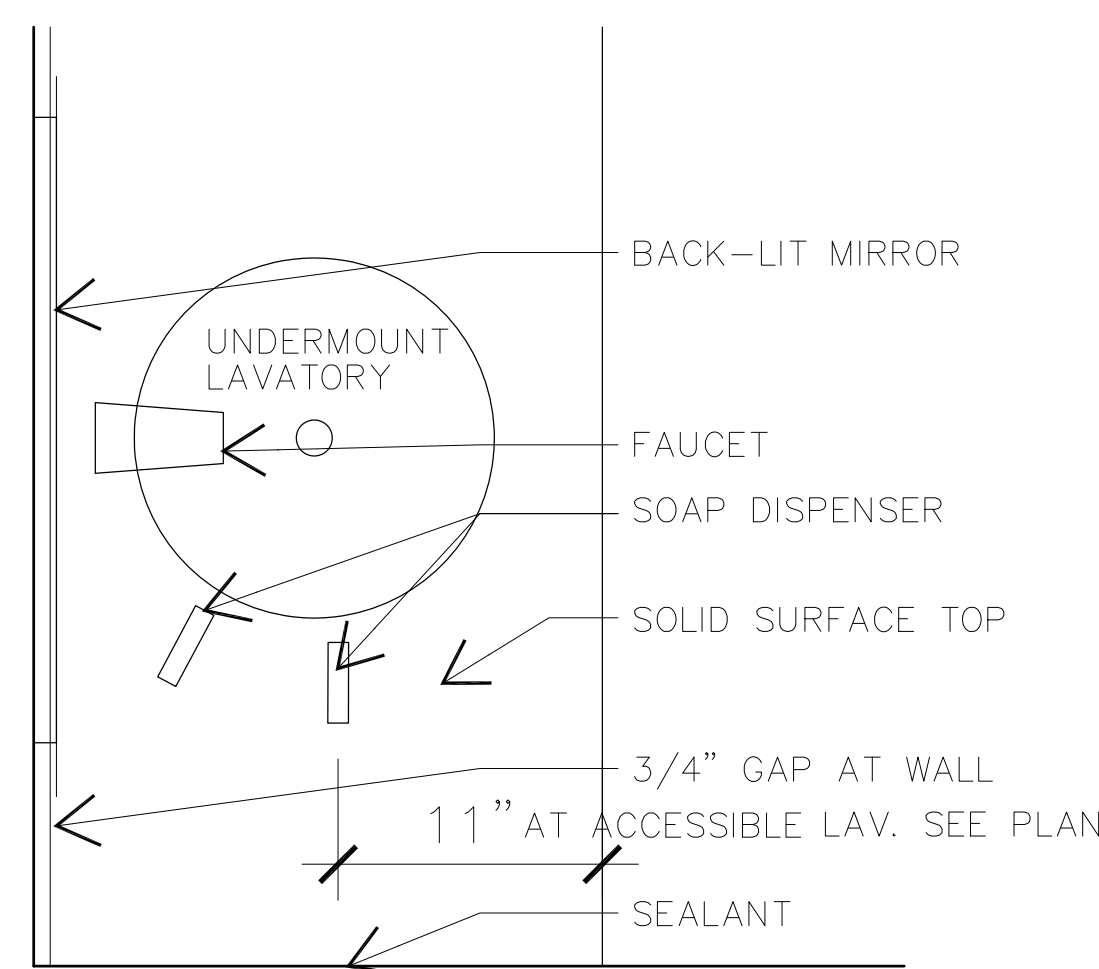
**A4.1**

| ROOM FINISH SCHEDULE |                 |        |             |       |         |
|----------------------|-----------------|--------|-------------|-------|---------|
| ROOM NO.             | NAME            | FLOOR  | WALLS       |       | REMARKS |
|                      |                 |        | NORTH LOWER | UPPER |         |
| <b>LEVEL 1</b>       |                 |        |             |       |         |
| 117                  | WOMENS TOILET   | CT     | CT          | PT    | 1,2,3,4 |
| 118                  | MENS TOILET     | CT     | CT          | PT    | 1,2,3,4 |
| 120                  | TOILET          | CT     | CT          | PT    | 1,2,3,4 |
| 121                  | EXHIBITION HALL | (EX) C | CT          | PT    | 1,2,3,4 |
| 125                  | TOILET          | CT     | CT          | PT    | 1,2,3,4 |
| 126                  | MENS TOILET     | CT     | CT          | PT    | 1,2,3,4 |
| 127                  | WOMENS TOILET   | CT     | CT          | PT    | 1,2,3,4 |
| <b>LEVEL 2</b>       |                 |        |             |       |         |
| 218                  | WOMENS TOILET   | CT     | CT          | PT    | 1,2,3,4 |
| 220                  | MENS TOILET     | CT     | CT          | PT    | 1,2,3,4 |
| 227                  | MENS TOILET     | CT     | CT          | PT    | 1,2,3,4 |
| 228                  | WOMENS TOILET   | CT     | CT          | PT    | 1,2,3,4 |
| <b>LEVEL 4</b>       |                 |        |             |       |         |
| 403                  | WOMENS TOILET   | CT     | CT          | PT    | 1,2,3,4 |
| 404                  | TOILET          | CT     | CT          | PT    | 1,2,3,4 |
| 405                  | MENS TOILET     | CT     | CT          | PT    | 1,2,3,4 |
| 455                  | MENS TOILET     | CT     | CT          | PT    | 1,2,3,4 |
| 456                  | TOILET          | CT     | CT          | PT    | 1,2,3,4 |
| 457                  | WOMENS TOILET   | CT     | CT          | PT    | 1,2,3,4 |

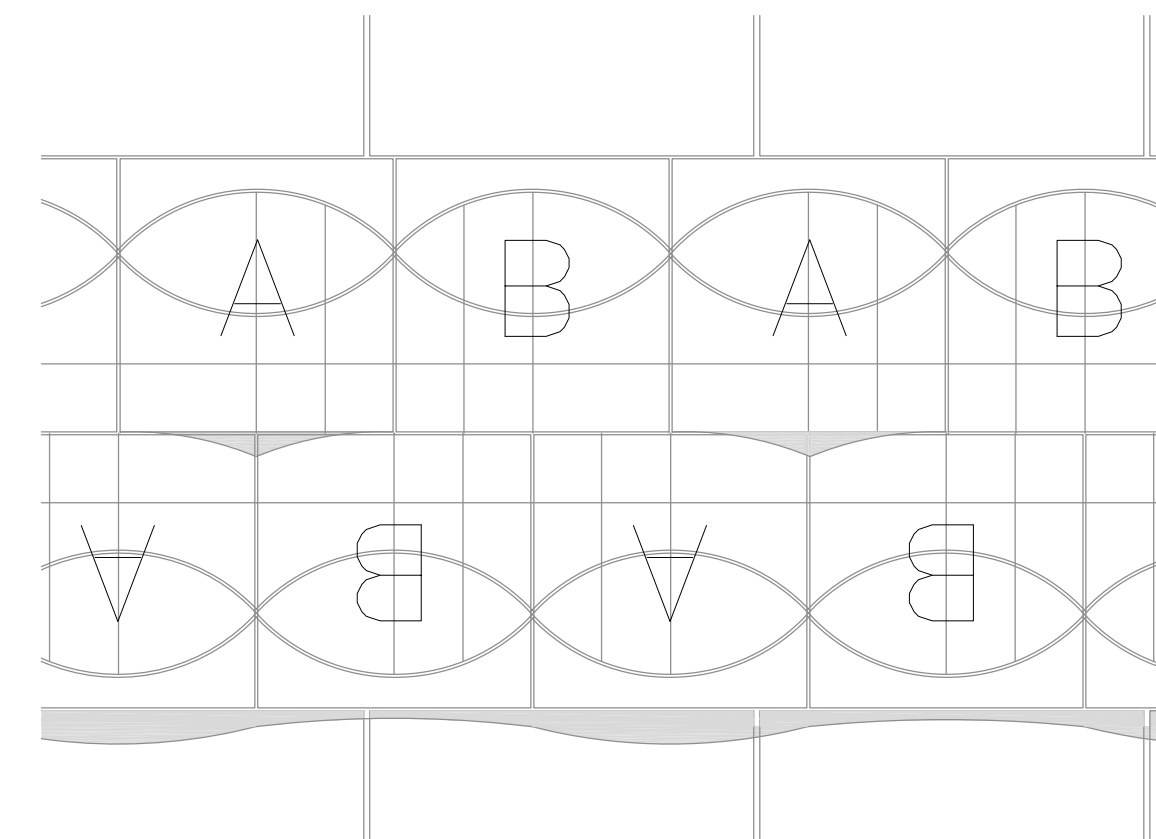
**REMARKS**  
1. REPAIR, PRIME AND PAINT GWB SURFACES  
2. ACCENT TILE PATTERN PER DETAIL 3/A4.1  
3. PRIME AND PAINT ALL HM METAL DOORS AND TRIM  
4. CEILING: REPAINT GRID AND REUSE/REPLACE LAY-IN TILES



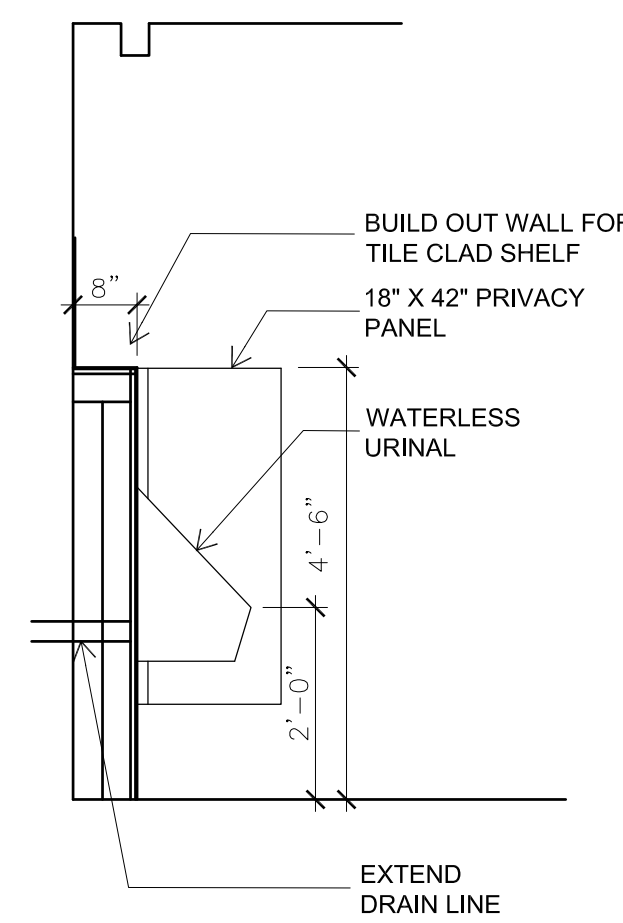
**2 Sink Counter Section Detail**  
Scale: 1 1/2"=1'-0"



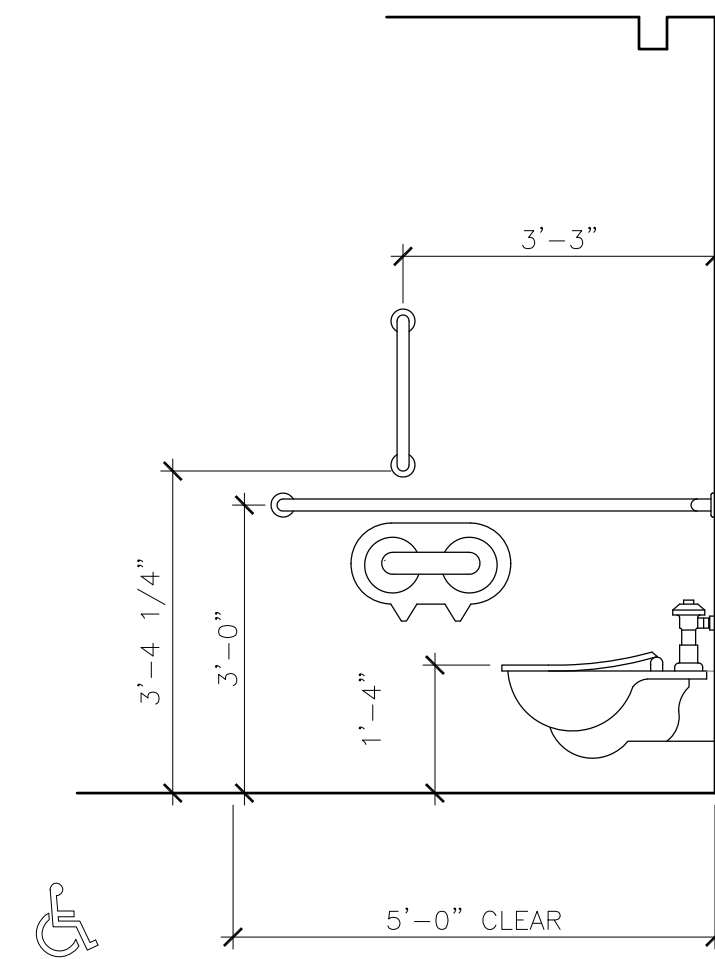
**1 Sink Counter Plan Detail**  
Scale: 1 1/2"=1'-0"



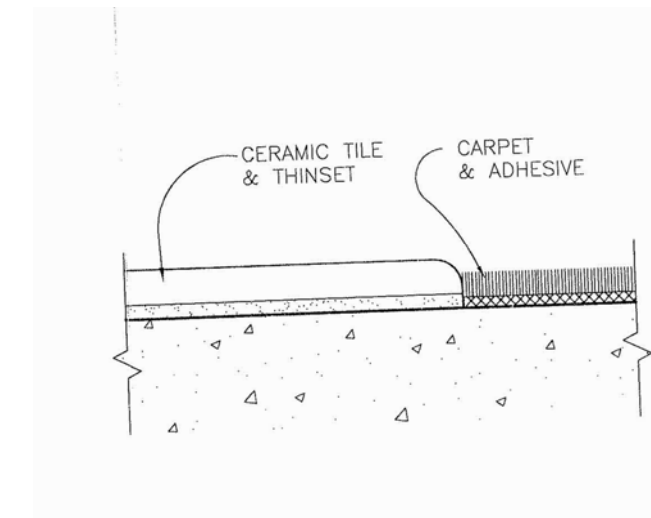
**3 Wall Accent Tile Detail**  
Scale: 6"=1'-0"



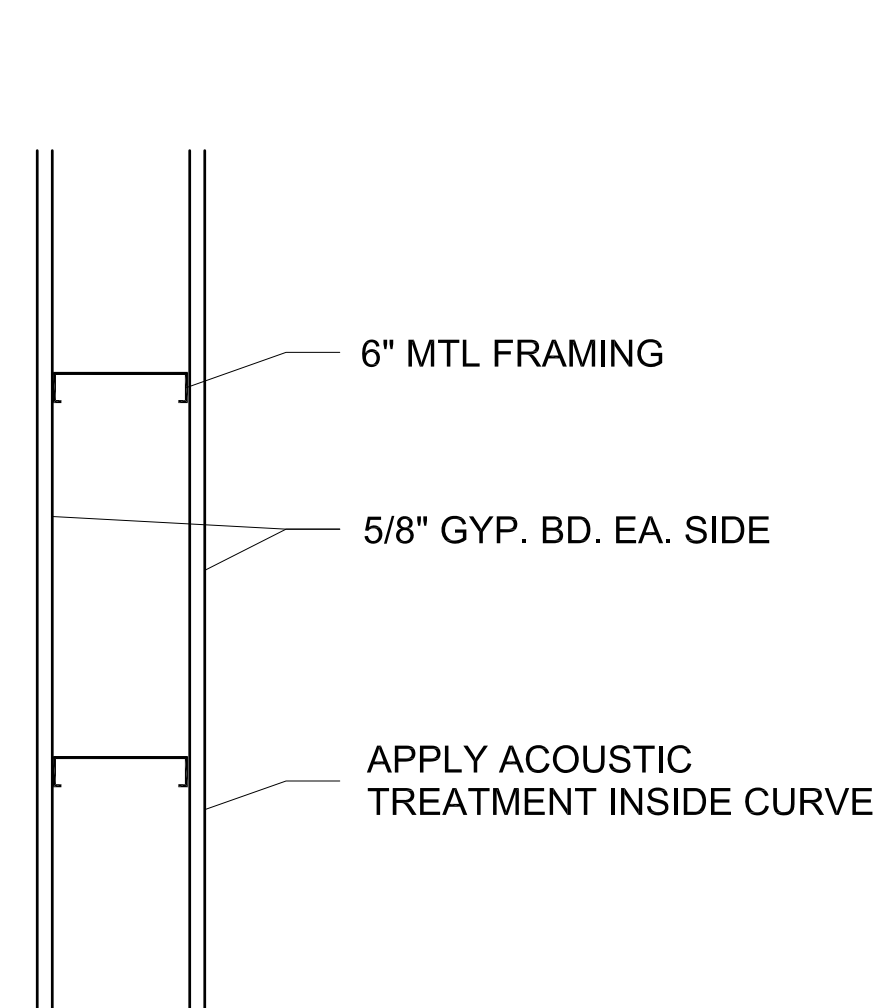
**4 Urinal Detail**  
Scale: 1/2"=1'-0"



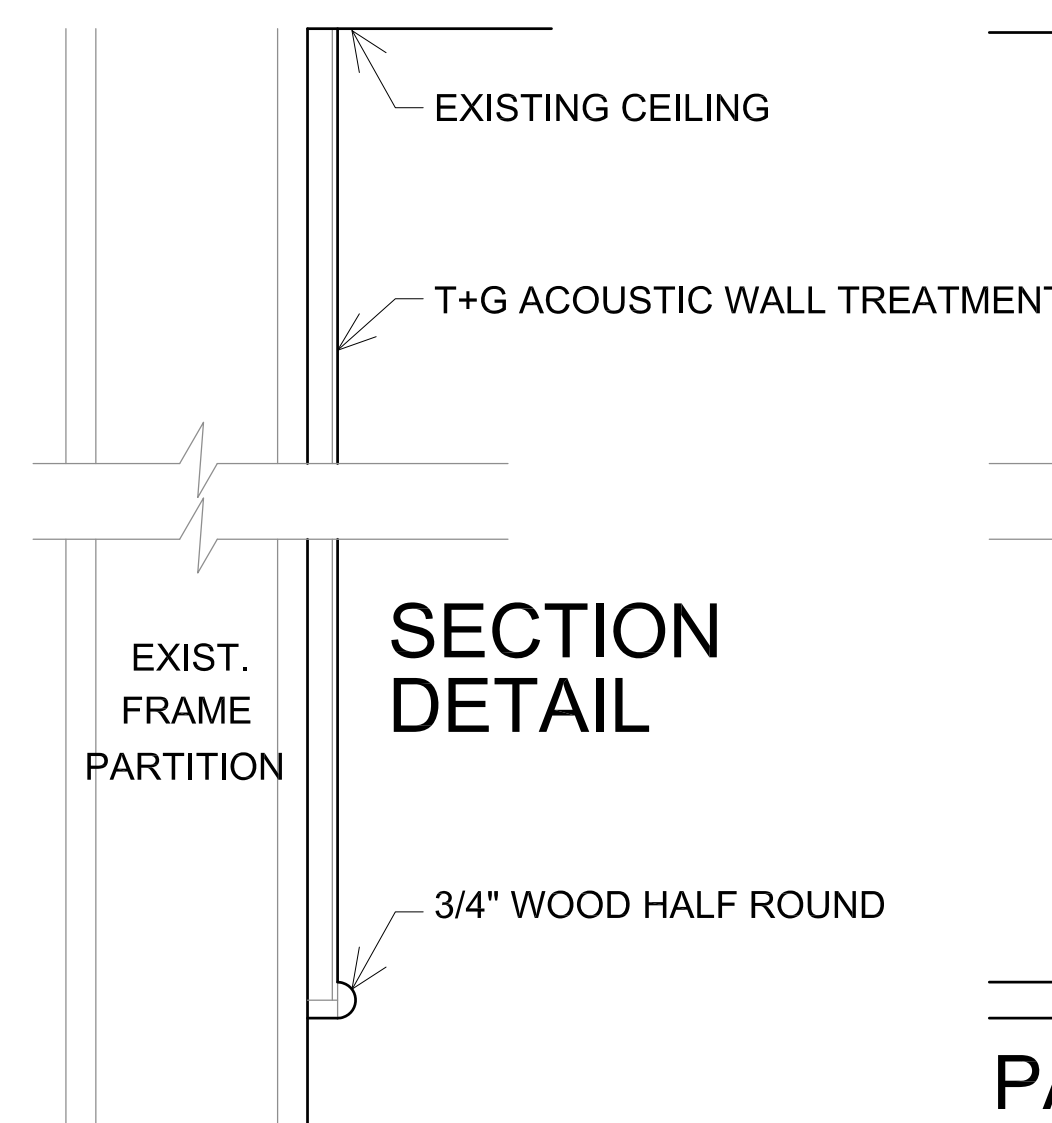
**5 ADA Water Closet Detail**  
Scale: 1/2"=1'-0"



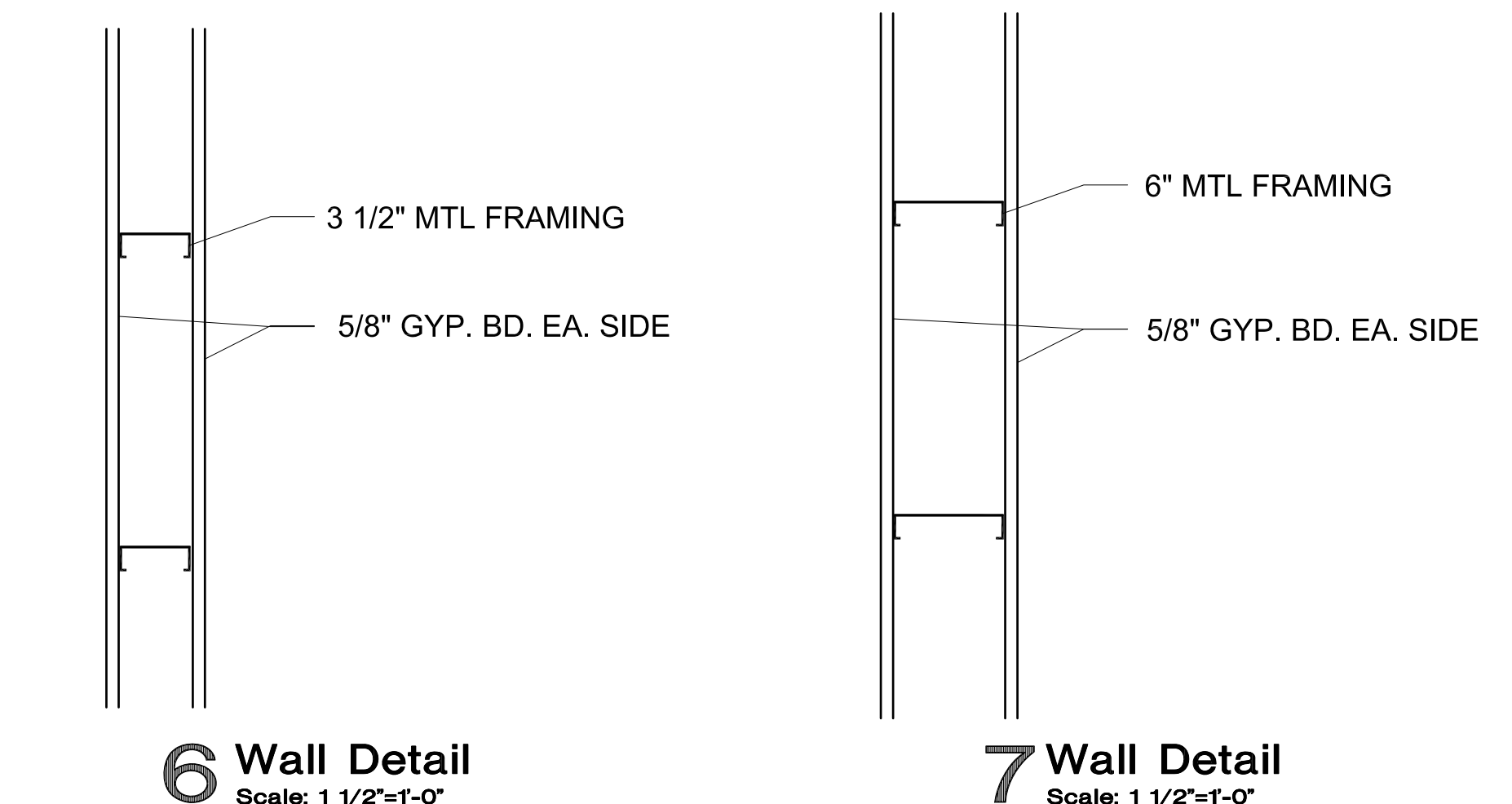
**10 Transition Detail**  
Scale: NTS



**8 Wall Detail**  
Scale: 1 1/2"=1'-0"

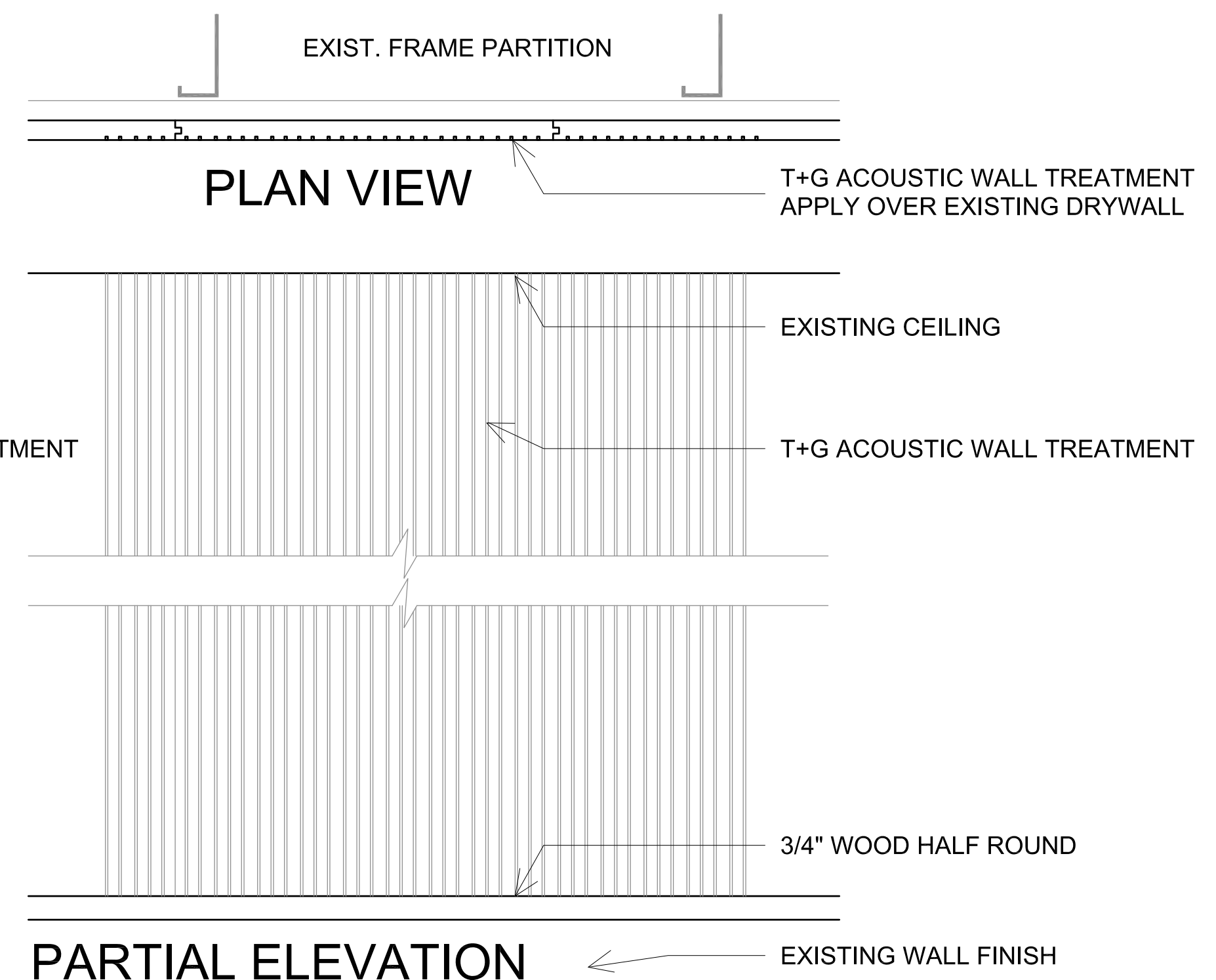


**9 Acoustic Wall Detail**  
Scale: 3"=1'-0"

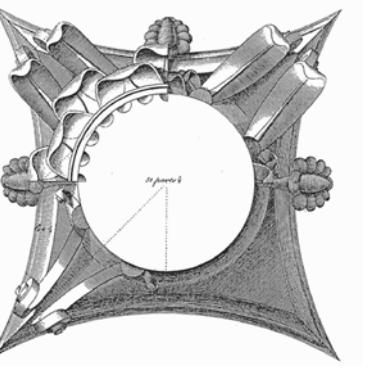


**6 Wall Detail**  
Scale: 1 1/2"=1'-0"

**7 Wall Detail**  
Scale: 1 1/2"=1'-0"



**PARTIAL ELEVATION**



This work was prepared by me or under my supervision, and construction of this project will be under my supervision. Supervision of construction is defined in Article 1.02 of the Rules & Regulations of the Board of Professional Engineers, Architects and Surveyors of the State of Wisconsin.

The Contractor shall verify all dimensions at the job site and confirm with the Architect before proceeding with the work.

© 2013 Isthmus Architecture, Inc.

**MONONA TERRACE  
BATHROOM REMODELING**

Monona Terrace Community & Convention Center  
One John Nolen Drive, Madison, WI 53703

Proj. No.: 1302.01

Scale:

Drawn By: pr

Date: 06-28-13

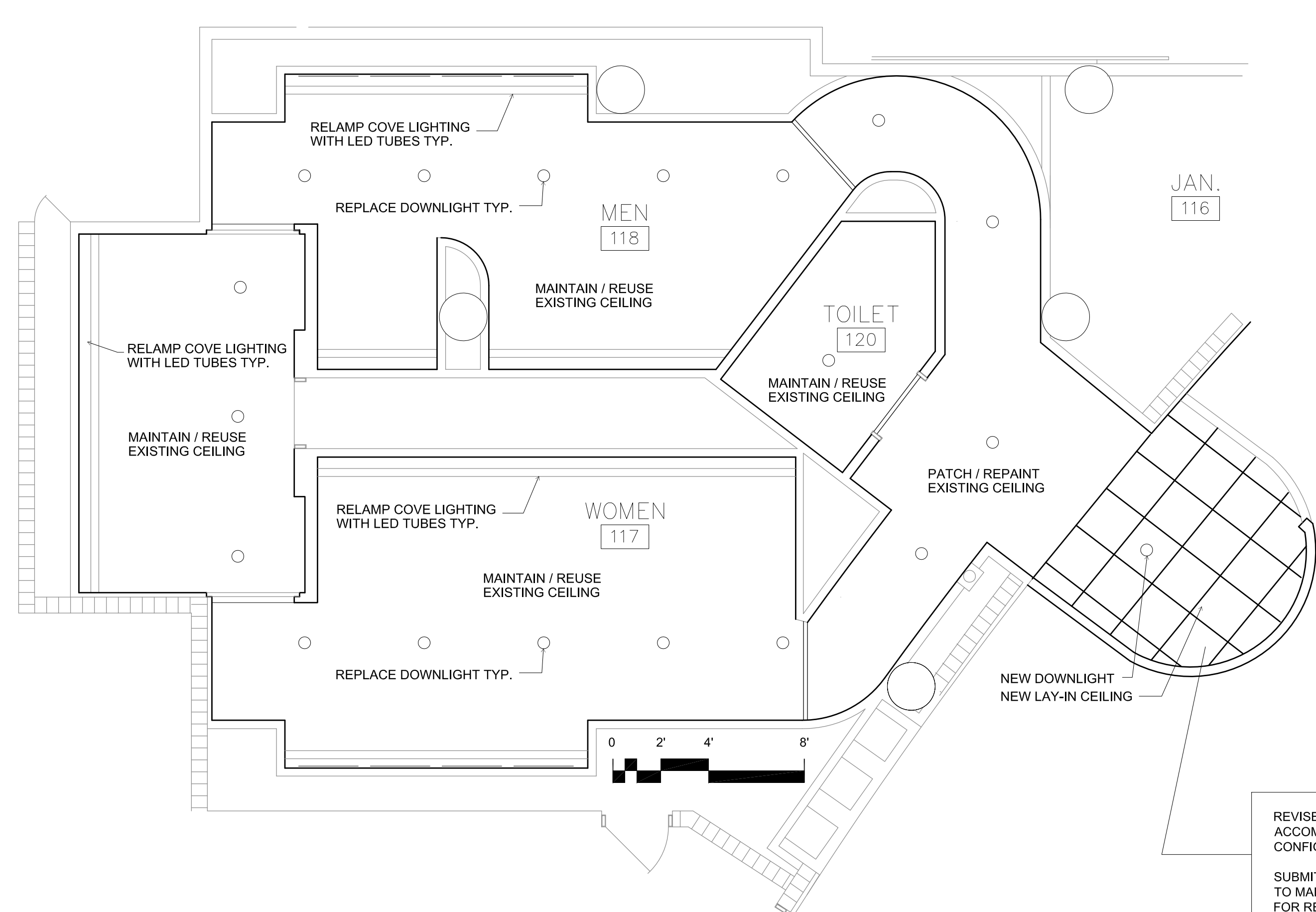
Rebid Date:

Rev. Date:

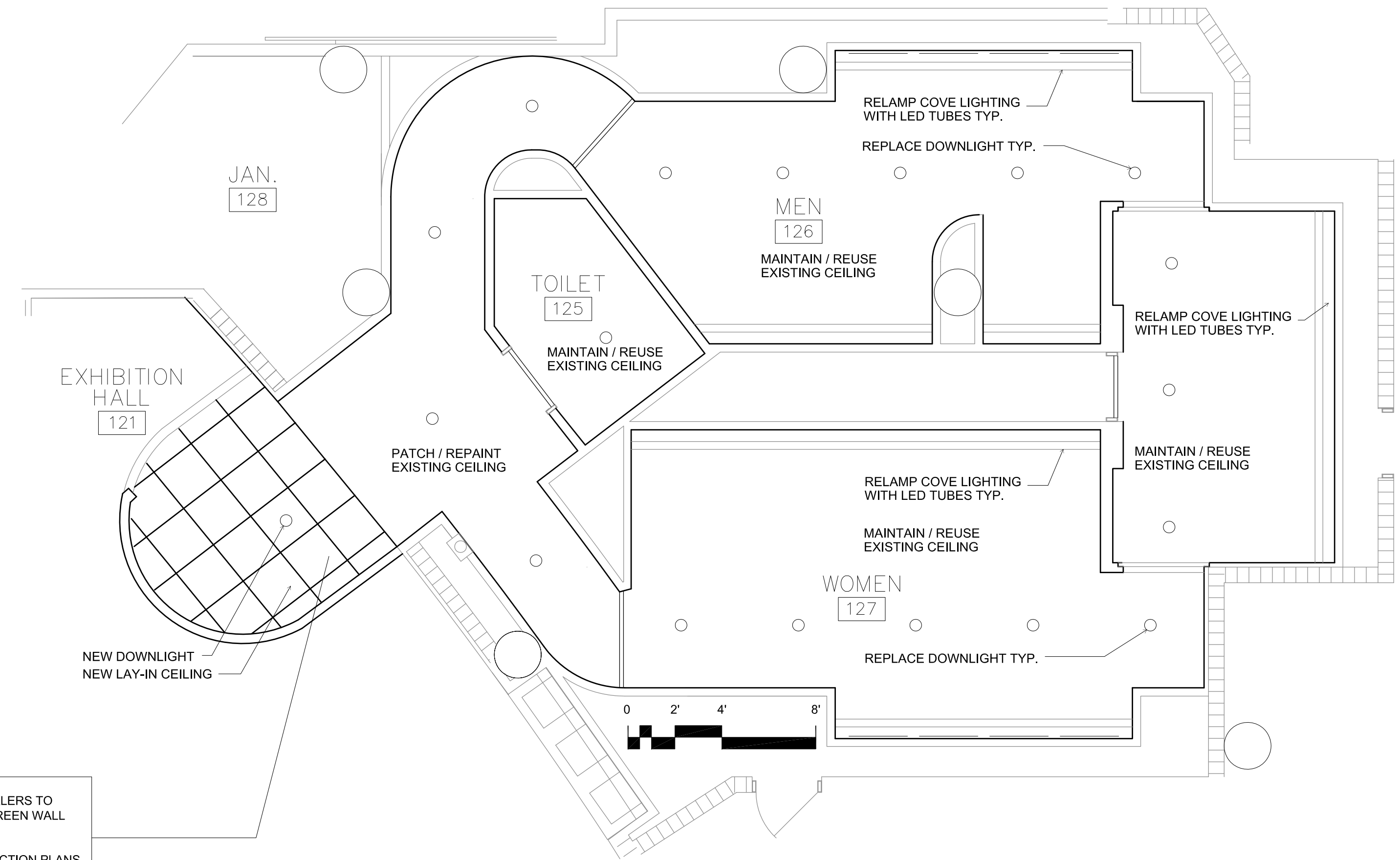
**LIGHTING  
REFLECTED CEILING  
PLANS**  
Sheet Title

Sheet No:

**A4.2**

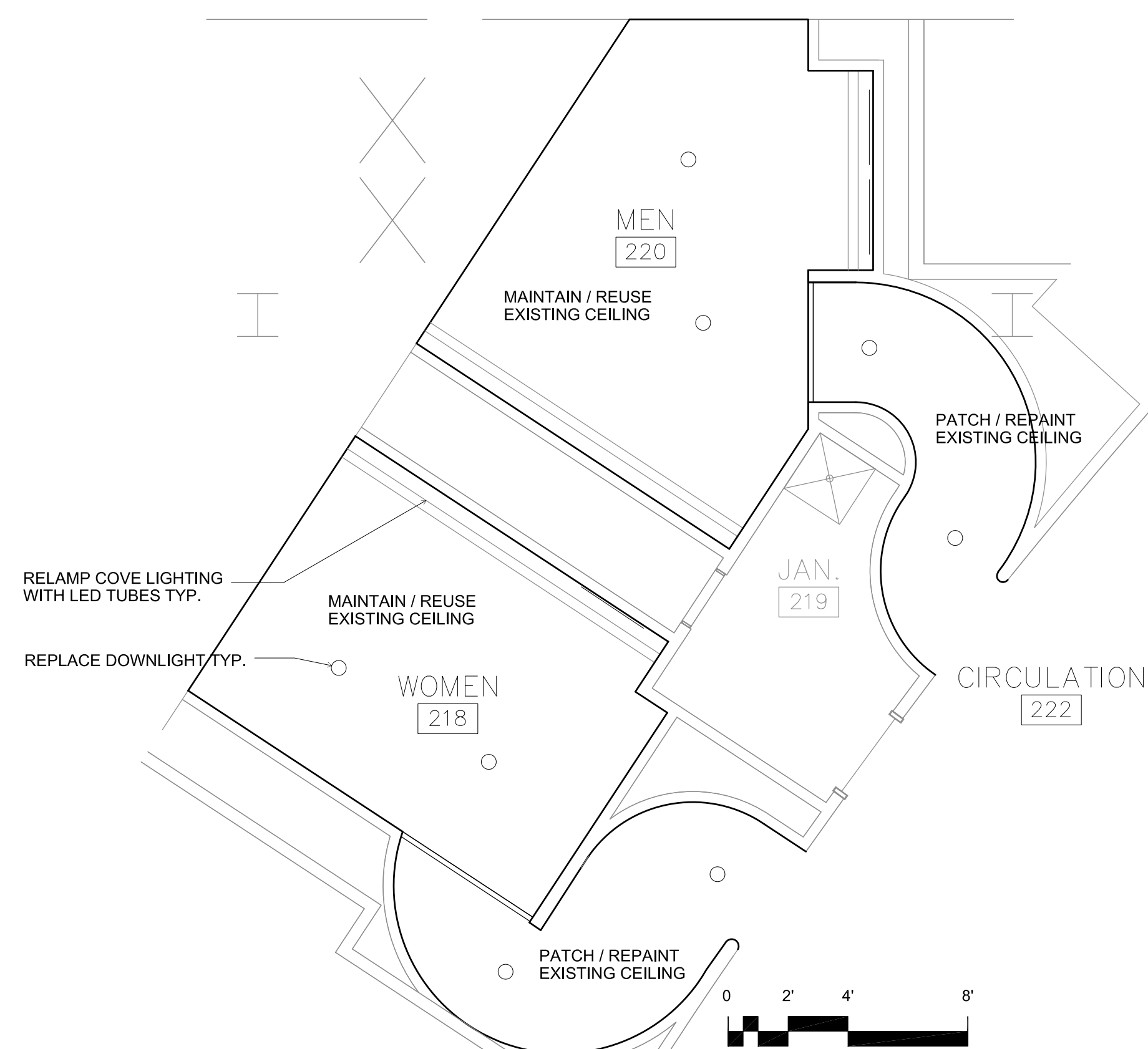


**2 East Public Toilet Rooms - Level 1 Plan - Lighting**  
Scale: 1/4"=1'-0"

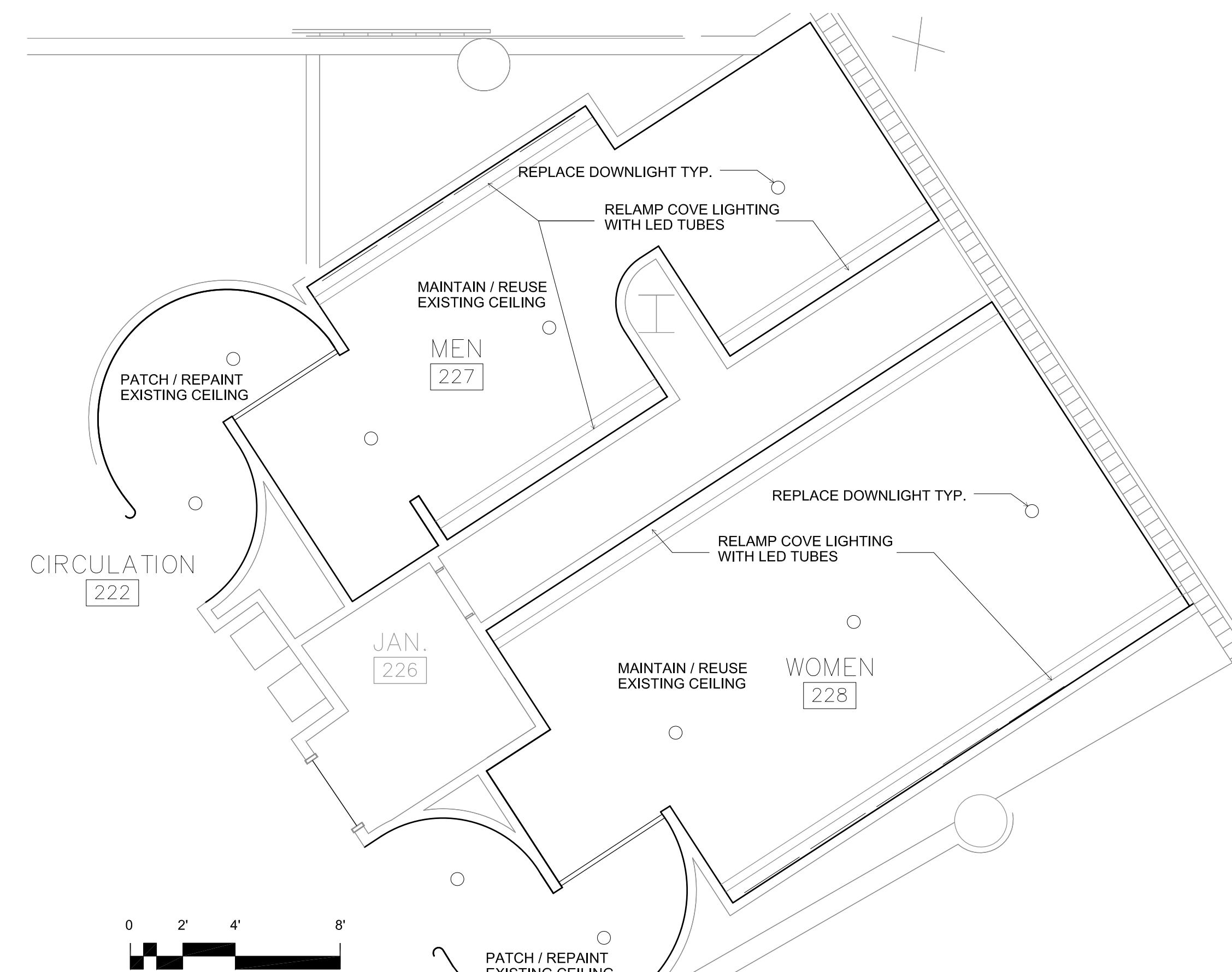


**3 West Public Toilet Rooms - Level 1 Plan - Lighting**  
Scale: 1/4"=1'-0"

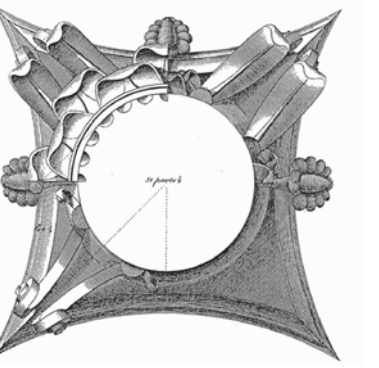
REVISE FIRE SPRINKLERS TO ACCOMMODATE SCREEN WALL CONFIGURATION.  
SUBMIT FIRE PROTECTION PLANS TO MADISON FIRE DEPARTMENT FOR REVIEW AND APPROVAL.



**1 East Public Toilet Rooms - Level 2 Plan - Lighting**  
Scale: 1/4"=1'-0"



**4 West Public Toilet Rooms - Level 2 Plan - Lighting**  
Scale: 1/4"=1'-0"



This work was prepared by me or under my supervision, and construction of this project will be under my supervision. Supervision of construction is defined in Article 1.2(2) of the Rules & Regulations of the Board of Professional Engineers, Architects and Surveyors of the State of Wisconsin.

The Contractor shall verify all dimensions at the job site and confirm with the Architect before proceeding with the work.

© 2013 Isthmus Architecture, Inc.

**MONONA TERRACE  
BATHROOM REMODELING**  
Monona Terrace Community & Convention Center  
One John Nolen Drive, Madison, WI 53703

Proj. No.: 1302.01

Scale:

Drawn By: pr

Date: 06-28-13

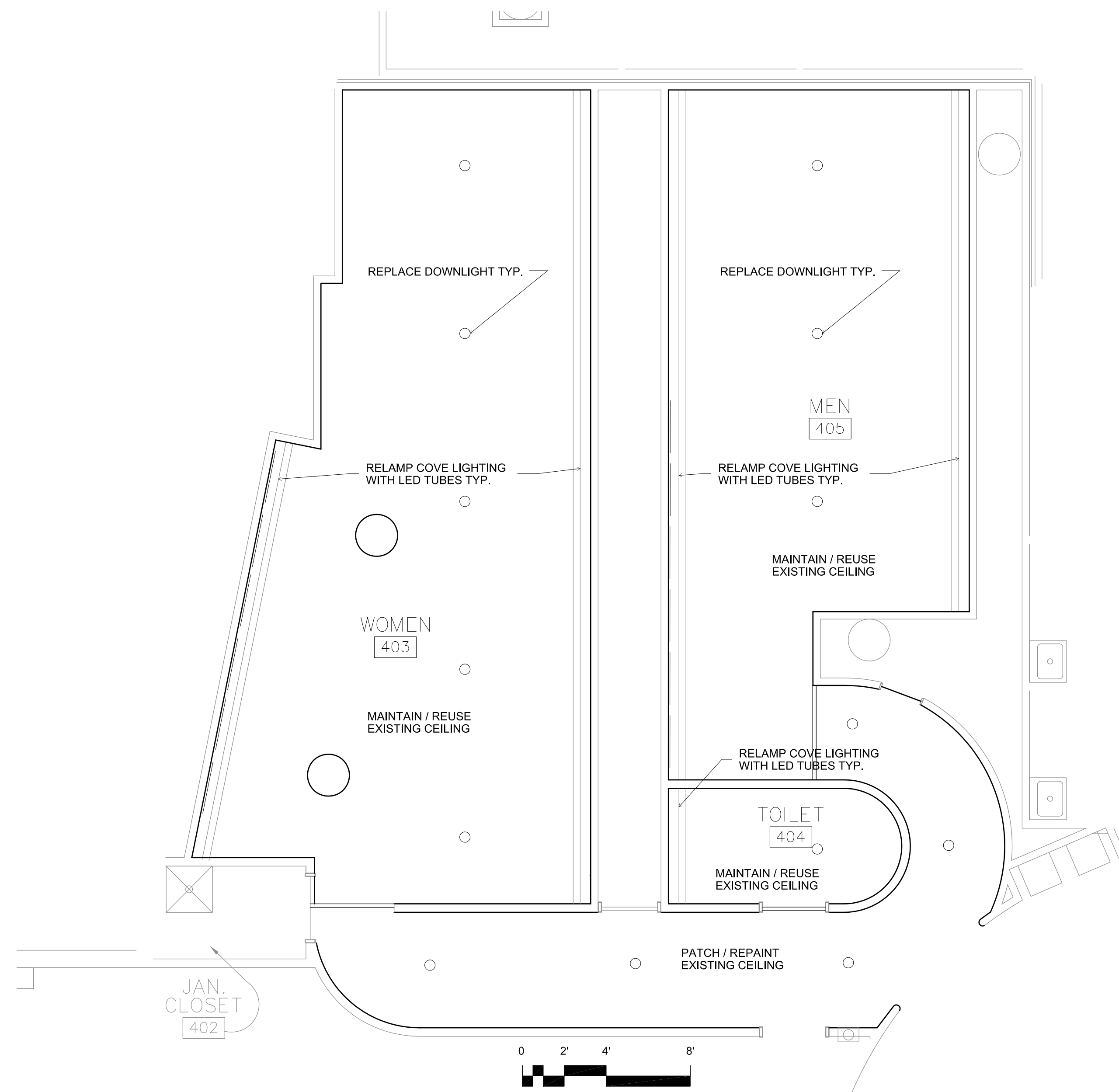
Rebid Date:

Rev. Date:

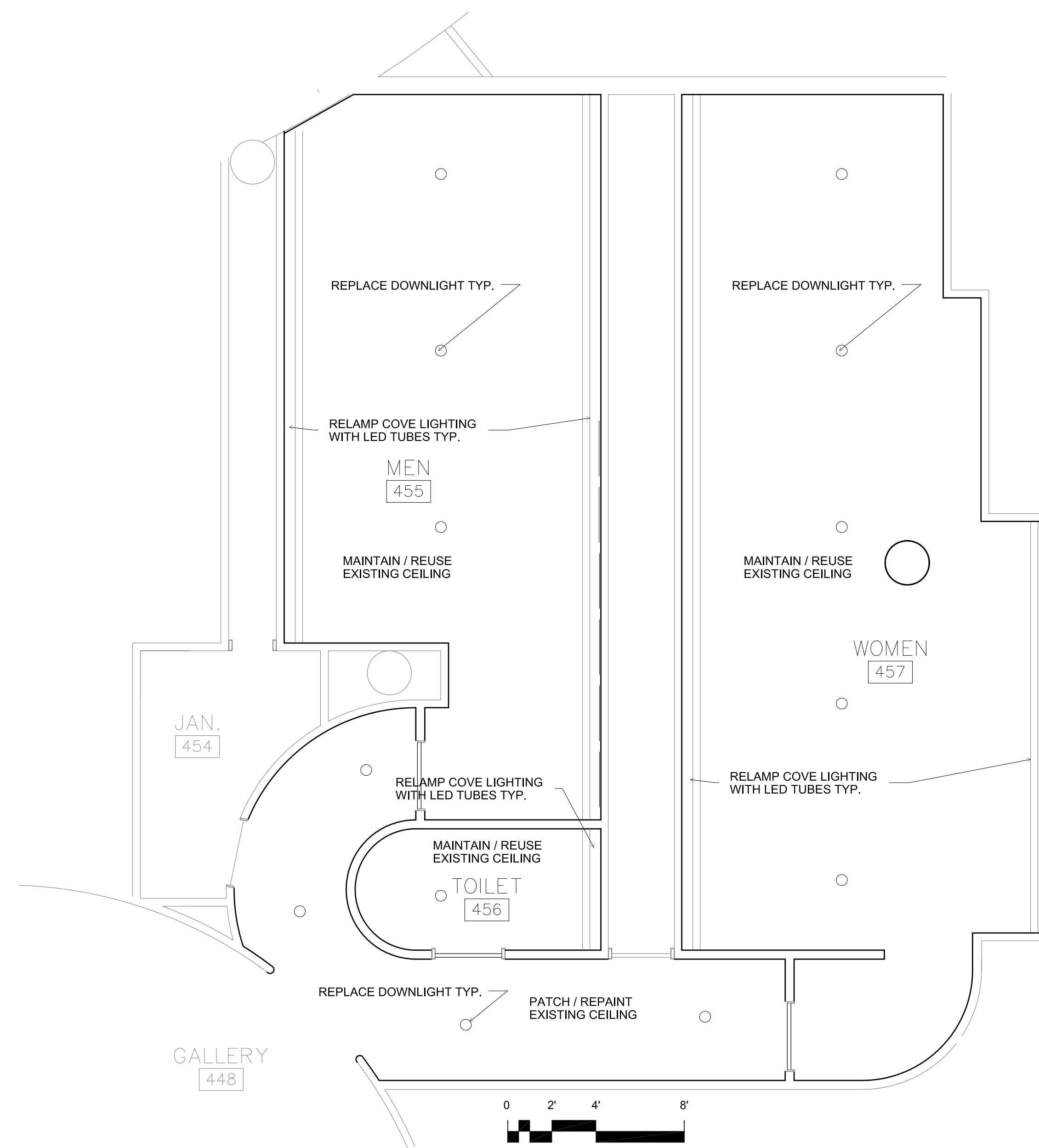
**LIGHTING  
REFLECTED CEILING  
PLANS**  
Sheet Title

Sheet No:

**A4.3**



**1 East Public Toilet Rooms - Level 4 Plan - Lighting**  
Scale: 1/4"=1'-0"



**2 West Public Toilet Rooms - Level 4 Plan - Lighting**  
Scale: 1/4"=1'-0"