

Contract Routing Form

ROUTING: Routine

printed on: 09/06/2013

Contract between: Miron Construction Co Inc  
and Dept. or Division: Engineering Division  
Name/Phone Number:

Project: Monona Terrace General Carpentry

Contract No.: 7084  
Enactment No.: RES-13-00674  
Dollar Amount: 94,455.00

File No.: 31161  
Enactment Date: 09/05/2013

(Please DATE before routing)

Signatures Required	Date Received	Date Signed
City Clerk	9.6.2013	9-6-13
Director of Civil Rights	9-6-13	9-15-13 MOD
Risk Manager	09-16-2013	9/16/13 RSV
Finance Director	9-16-13	9-16-13 RSV
City Attorney	1377   9-17-13	9-18-13
Mayor	9-19-13	9-19-13

Please return signed Contracts to the City Clerk's Office  
Room 103, City-County Building for filing.

PO# 31537084

Original + 2 Copies

09/06/2013 10:44:14 enjap - J Whitney - 6-4751

Dis Rights: OK / N/A / Problem - Hold  
Prev Wage: AA / Agency / No  
Contract Value: See above  
AA Plan: Approved  
Amendment / Addendum #  
Type: POS / Dvlp / Spdv / Gov't /  
Grant / PW / Goal / Loan / Agrmt

Handwritten text, possibly a signature or name, located in the lower-left quadrant of the page. The text is faint and difficult to decipher, but appears to consist of several lines of cursive or semi-cursive script.



# City of Madison

City of Madison  
Madison, WI 53703  
www.cityofmadison.com

## Master

**File Number: 31161**

<b>File ID:</b> 31161	<b>File Type:</b> Resolution	<b>Status:</b> Passed
<b>Version:</b> 1	<b>Reference:</b>	<b>Controlling Body:</b> COMMON COUNCIL
<b>Lead Referral:</b> BOARD OF PUBLIC WORKS	<b>Cost:</b>	<b>File Created Date :</b> 08/06/2013
<b>File Name:</b> Awarding Public Works Contract No. 7084, Monona Terrace General Carpentry.		<b>Final Action:</b> 09/03/2013

**Title:** Awarding Public Works Contract No. 7084, Monona Terrace General Carpentry.

**Notes:** Jim W.

**CC Agenda Date:** 09/03/2013

**Agenda Number:** 75.

**Sponsors:** BOARD OF PUBLIC WORKS

**Effective Date:** 09/05/2013

**Attachments:** Cont 7084.pdf

**Enactment Number:** RES-13-00674

**Author:** Rob Phillips, City Engineer

**Hearing Date:**

**Entered by:** mhacker@cityofmadison.com

**Published Date:**

### Approval History

Version	Date	Approver	Action
1	08/22/2013	Craig Franklin	Approve

### History of Legislative File

Ver- sion:	Acting Body:	Date:	Action:	Sent To:	Due Date:	Return Date:	Result:
1	Engineering Division	08/06/2013	Refer	BOARD OF PUBLIC WORKS	08/21/2013	08/21/2013	
<b>Action Text:</b> This Resolution was Refer to the BOARD OF PUBLIC WORKS due back on 8/21/2013							
<b>Notes:</b>							
1	BOARD OF PUBLIC WORKS	08/21/2013	RECOMMEND TO COUNCIL TO ADOPT UNDER SUSPENSION OF RULES 2.04, 2.05, 2.24, & 2.25 - REPORT OF OFFICER				Pass

**Action Text:** Greg McManners, Monona Terrace, was present to answer questions.

A motion was made by Skidmore, seconded by Fix, to RECOMMEND TO COUNCIL TO ADOPT UNDER SUSPENSION OF RULES 2.04, 2.05, 2.24, & 2.25 - REPORT OF OFFICER. The motion passed by the following vote:

**Notes:** A motion was made by Skidmore, seconded by Fix, to RECOMMEND TO COUNCIL TO ADOPT UNDER SUSPENSION OF RULES 2.04, 2.05, 2.24, & 2.25 - REPORT OF OFFICER. The motion passed by the following vote:

Excused: 1  
No: 1  
Aye: 5  
Non-voting: 1

1	COMMON COUNCIL	09/03/2013	Adopt Under Suspension of Rules 2.04, 2.05, 2.24, and 2.25	Pass
---	----------------	------------	---	------

**Action Text:** A motion was made by Schmidt, seconded by Resnick, to Adopt Under Suspension of Rules 2.04, 2.05, 2.24, and 2.25. The motion passed by voice vote/other.

**Notes:**

---

### Text of Legislative File 31161

#### Fiscal Note

Budget authority is available in the Acct. Nos. listed on the attached.

#### Title

Awarding Public Works Contract No. 7084, Monona Terrace General Carpentry.

#### Body

BE IT RESOLVED, that the following low bids for miscellaneous improvements be accepted and that the Mayor and City Clerk be and are hereby authorized and directed to enter into a contract with the low bidders contained herein, subject to the Contractor's compliance with Section 39.02 of the Madison General Ordinances concerning compliance with the Affirmative Action provisions and subject to the Contractor's compliance with Section 33.07 of the Madison General Ordinances regarding Best Value Contracting:

BE IT FURTHER RESOLVED, that the funds be encumbered to cover the cost of the projects contained herein.

See attached document (Contract No. 7084) for itemization of bids.




PROJECT \_\_\_\_\_ CONTRACTOR \_\_\_\_\_ AMOUNT OF BID \_\_\_\_\_

CONTRACT NO. 7084  
MONONA TERRACE GENERAL CARPENTRY

MIRON CONSTRUCTION CO., INC. \$94,455.00

Acct. No. EM01-58401-810598-00-1100080 \$94,455.00  
Contingency 8%± 7,555.00

GRAND TOTAL \$102,010.00



**Wisconsin Office of the Commissioner of Insurance  
Licensed Producer Search\***

Tuesday, September 3, 2013

CODY, KELLY L  
GREEN BAY WI


Year of Birth: 1978  
Status: Active  
License Number: 2433336  
NPN\*\*: 7835807  
Effective Date: 08-22-2003  
Expiration Date: 03-31-2015  
License Type: Resident Intermediary Indv  
CE Compliance: 03-31-2015

**Lines of Authority**


Line of Authority	Residency	Effective Date	Status
Property	Resident	08-22-2003	Active
Casualty	Resident	08-22-2003	Active

**Appointments and Terminations**


Company Name	Qualification Type/Status	Effective Date	Termination Date	Termination Reason
ACUITY, A Mutual Insurance Company	CAS/Active	07-13-2012		
	PROP/Active	07-13-2012		
ALLIED Property and Casualty Insurance Company	CAS/Active	09-28-2006		
	PROP/Active	09-28-2006		
AMCO Insurance Company	CAS/Active	09-28-2006		
	PROP/Active	09-28-2006		
American Casualty Company of Reading, Pennsylvania	CAS/Inactive	05-02-2006	09-20-2011	Vol. Surrender per Agent Rqst
	CAS/Inactive	10-14-2003	11-17-2004	Vol. Surrender per Agent Rqst
	PROP/Inactive	05-02-2006	09-20-2011	Vol. Surrender per Agent Rqst
	PROP/Inactive	10-14-2003	11-17-2004	Vol. Surrender per Agent Rqst
American Contractors Indemnity Company	CAS/Active	06-04-2009		
American Economy Insurance Company	CAS/Active	03-23-2009		
	PROP/Active	03-23-2009		
American Fire and Casualty Company	CAS/Active	03-23-2009		
	PROP/Active	03-23-2009		



American States Insurance Company	CAS/Active PROP/Active	03-23-2009 03-23-2009		
Arch Insurance Company	CAS/Active PROP/Active	04-13-2011 04-13-2011		
Argonaut Insurance Company	CAS/Active PROP/Active	01-13-2012 01-13-2012		
Berkley Insurance Company	CAS/Active	07-09-2013		
Berkley Regional Insurance Company	CAS/Active PROP/Active	03-23-2005 03-23-2005		
Capitol Indemnity Corporation	CAS/Active PROP/Active	06-16-2011 06-16-2011		
Charter Oak Fire Insurance Company, The	CAS/Active PROP/Active	01-13-2006 01-13-2006		
Colonial American Casualty and Surety Company	CAS/Active PROP/Active	10-02-2012 10-02-2012		
Consolidated Insurance Company	CAS/Active PROP/Active	03-23-2009 03-23-2009		
Continental Casualty Company	CAS/Active PROP/Active	10-14-2003 10-14-2003		
Depositors Insurance Company	CAS/Active PROP/Active	09-28-2006 09-28-2006		
Fidelity and Deposit Company of Maryland	CAS/Active PROP/Active	10-02-2012 10-02-2012		
First National Insurance Company of America	CAS/Active PROP/Active	03-23-2009 03-23-2009		
First Sealord Surety, Inc.	CAS/Inactive	05-21-2004	02-08-2012	Canceled
General Insurance Company of America	CAS/Active PROP/Active	03-23-2009 03-23-2009		
Guarantee Company of North America USA, The	CAS/Active	09-08-2010		
Hawkeye-Security Insurance Company	CAS/Active PROP/Active	03-23-2009 03-23-2009		




Hudson Insurance Company	CAS/Active	10-19-2010		
	PROP/Active	10-19-2010		
Indiana Insurance Company	CAS/Active	03-23-2009		
	PROP/Active	03-23-2009		
International Fidelity Insurance Company	CAS/Active	04-13-2007		
Merchants Bonding Company (Mutual)	CAS/Active	01-28-2004		
Merchants National Bonding, Inc.	CAS/Active	09-21-2012		
Midwestern Indemnity Company, The	CAS/Active	03-23-2009		
	PROP/Active	03-23-2009		
National Fire Insurance Company of Hartford	CAS/Inactive	05-02-2006	09-20-2011	Vol. Surrender per Agent Rqst
	CAS/Inactive	10-14-2003	11-17-2004	Vol. Surrender per Agent Rqst
	PROP/Inactive	05-02-2006	09-20-2011	Vol. Surrender per Agent Rqst
	PROP/Inactive	10-14-2003	11-17-2004	Vol. Surrender per Agent Rqst
National Insurance Association	CAS/Inactive	03-23-2009	11-30-2012	Canceled
	PROP/Inactive	03-23-2009	11-30-2012	Canceled
Nationwide Affinity Insurance Company of America	CAS/Active	09-28-2006		
	PROP/Active	09-28-2006		
Nationwide Agribusiness Insurance Company	CAS/Active	11-05-2012		
	PROP/Active	11-05-2012		
Nationwide Mutual Insurance Company	CAS/Active	09-28-2006		
	PROP/Active	09-28-2006		
Navigators Insurance Company	CAS/Inactive	02-19-2004	04-30-2008	Canceled
	PROP/Inactive	02-19-2004	04-30-2008	Canceled
Netherlands Insurance Company, The	CAS/Active	03-23-2009		
	PROP/Active	03-23-2009		
Ohio Casualty Insurance Company, The	CAS/Active	03-23-2009		
	PROP/Active	03-23-2009		
Ohio Security Insurance Company	CAS/Active	03-23-2009		
	PROP/Active	03-23-2009		






Old Republic Insurance Company	CAS/Active PROP/Active	05-26-2004 05-26-2004		
Old Republic Surety Company	CAS/Active PROP/Active	05-26-2004 05-26-2004		
Peerless Indemnity Insurance Company	CAS/Active PROP/Active	03-23-2009 03-23-2009		
Peerless Insurance Company	CAS/Active PROP/Active	03-23-2009 03-23-2009		
Phoenix Insurance Company, The	CAS/Active PROP/Active	01-13-2006 01-13-2006		
Platte River Insurance Company	CAS/Active PROP/Active	06-16-2011 06-16-2011		
RLI Insurance Company	CAS/Active PROP/Active	07-09-2004 07-09-2004		
SAFECO Insurance Company of America	CAS/Active PROP/Active	03-23-2009 03-23-2009		
SAFECO Insurance Company of Illinois	CAS/Inactive PROP/Inactive	03-23-2009 03-23-2009	10-05-2011 10-05-2011	Canceled Canceled
Travelers Casualty and Surety Company	CAS/Active PROP/Active	02-10-2005 02-10-2005		
Travelers Casualty and Surety Company of America	CAS/Active PROP/Active	02-10-2005 02-10-2005		
Travelers Casualty Insurance Company of America	CAS/Active PROP/Active	10-11-2007 10-11-2007		
Travelers Home and Marine Insurance Company, The	CAS/Active PROP/Active	07-25-2007 07-25-2007		
Travelers Indemnity Company of America, The	CAS/Active PROP/Active	01-13-2006 01-13-2006		
Travelers Indemnity Company of Connecticut, The	CAS/Active PROP/Active	01-13-2006 01-13-2006		
Travelers Indemnity Company, The	CAS/Active PROP/Active	01-13-2006 01-13-2006		
Travelers Property Casualty Company of America	CAS/Active PROP/Active	01-13-2006 01-13-2006		



U.S. Specialty Insurance Company	CAS/Active	06-04-2009		
West American Insurance Company	CAS/Active	03-23-2009		
	PROP/Active	03-23-2009		
West Bend Mutual Insurance Company	CAS/Active	03-23-2010		
	PROP/Active	03-23-2010		
Western Surety Company	CAS/Active	06-06-2008		
	CAS/Inactive	10-10-2003	05-21-2008	Canceled

\* Photocopies of this report provided to an insurer should be confirmed on-line for accuracy.

\*\* NPN = National Producer Number assigned by the National Insurance Producer Registry to assist with nonresident licensing in the future.



\$94,455.00  
FILE

BID OF MIRON CONSTRUCTION CO., INC.

2013

PROPOSAL, CONTRACT, BOND AND SPECIFICATIONS

FOR

MONONA TERRACE GENERAL CARPENTRY

CONTRACT NO. 7084

IN


MADISON, DANE COUNTY, WISCONSIN

AWARDED BY THE COMMON COUNCIL  
MADISON, WISCONSIN ON SEPTEMBER 3, 2013

CITY ENGINEERING DIVISION  
1600 EMIL STREET  
MADISON, WISCONSIN 53713

[www.cityofmadison.com/business/pw](http://www.cityofmadison.com/business/pw)

<https://bidexpress.com/login>



**MONONA TERRACE GENERAL CARPENTRY  
CONTRACT NO. 7084**

**INDEX**


SECTION A: ADVERTISEMENT FOR BIDS AND INSTRUCTIONS TO BIDDERS .....	A-1
SECTION B: PROPOSAL SECTION.....	B-1
SECTION C: SMALL BUSINESS ENTERPRISE (NOT APPLICABLE) .....	C-1
SECTION D: SPECIAL PROVISIONS .....	D-1
SECTION E: BIDDER'S ACKNOWLEDGEMENT .....	E-1
SECTION F: DISCLOSURE OF OWNERSHIP & BEST VALUE CONTRACTING .....	F-1
SECTION G: BID BOND .....	G-1
SECTION H: AGREEMENT .....	H-1
SECTION I: PAYMENT AND PERFORMANCE BOND .....	I-1
SECTION J: PREVAILING WAGE RATES.....	J-1

This Proposal, and Agreement have  
been prepared by:

**CITY ENGINEERING DIVISION  
CITY OF MADISON  
MADISON, DANE COUNTY, WISCONSIN**



Robert F. Phillips, P.E., City Engineer





## SECTION A: ADVERTISEMENT FOR BIDS AND INSTRUCTIONS TO BIDDERS

### REQUEST FOR BID FOR PUBLIC WORKS CONSTRUCTION CITY OF MADISON, WISCONSIN

#### A BEST VALUE CONTRACTING MUNICIPALITY

PROJECT NAME:	MONONA TERRACE GENERAL CARPENTRY
CONTRACT NO.:	7084
BID BOND	5%
PRE-BID BUILDING TOUR:	JULY 26, 2013
PREQUALIFICATION APPLICATION DUE (1:00 P.M)	AUGUST 2, 2013
BID SUBMISSION (1:00 P.M.)	AUGUST 9, 2013
BID OPEN (1:30 P.M.)	AUGUST 9, 2013
PUBLISHED IN WSJ	7/19/13, 7/26/13 & 8/2/13

#### PRE-BID BUILDING TOUR:

There will be a contractor pre-bid meeting and building tour on July 26, 2013, beginning at 9:00 a.m. at the Monona Terrace Community and Convention Center, One John Nolen Drive, Madison, Wisconsin, to review the scope of construction and tour the existing building work areas. Representatives from Monona Terrace and Isthmus Architecture will be present.

PREQUALIFICATION APPLICATION: Forms are available at the same location or on our website, [www.cityofmadison.com/business/pw/forms.cfm](http://www.cityofmadison.com/business/pw/forms.cfm). If not currently prequalified in the categories listed in Section A, an amendment to your Prequalification will need to be submitted prior to the same due date. Postmark is not applicable.

BIDS TO BE SUBMITTED by hand to 1600 EMIL ST., MADISON, WI 53713 or online at [www.bidexpress.com](http://www.bidexpress.com).

THE BID OPENING is at 1600 EMIL ST., MADISON, WI 53713.

Plans and Specifications are also available at 1600 Emil St., Madison, WI, 53713; (608) 267-1197.

#### STANDARD SPECIFICATIONS

The City of Madison's Standard Specifications for Public Works Construction - 2013 Edition, as supplemented and amended from time to time, forms a part of these contract documents as if attached hereto.

These standard specifications are available on the City of Madison Public Works website, [www.cityofmadison.com/Business/PW/specs.cfm](http://www.cityofmadison.com/Business/PW/specs.cfm).

The Contractor shall review these Specifications prior to preparation of proposals for the work to be done under this contract, with specific attention to Article 102, "BIDDING REQUIREMENTS AND CONDITIONS" and Article 103, "AWARD AND EXECUTION OF THE CONTRACT." For the convenience of the bidder, below are highlights of three subsections of the specifications.

#### SECTION 102.1: PRE-QUALIFICATION OF BIDDERS

In accordance with Wisconsin State Statutes 66.0901 (2) and (3), all bidders must submit to the Board of Public Works proof of responsibility on forms furnished by the City. The City requires that all bidders be qualified on a biennial basis.

Bidders must present satisfactory evidence that they have been regularly engaged in the type of work specified herein and they are fully prepared with necessary capital, materials, machinery and supervisory personnel to conduct the work to be contracted for to the satisfaction of the City. All bidders must be pre-qualified by the Board of Public Works for the type of construction on which they are bidding prior to the opening of the bid.

In accordance with Section 39.02(9)(a)l. of the General Ordinances, all bidders shall submit in writing to the Affirmative Action Division Manager of the City of Madison, a Certificate of Compliance or an Affirmative Action Plan at the same time or prior to the submission of the proof of responsibility forms.

The bidder shall be disqualified if the bidder fails to or refuses to, prior to opening of the bid, submit a Certificate of compliance, Affirmative Action Plan or Affirmative Action Data Update, as applicable, as defined by Section 39.02 of the General Ordinances (entitled Affirmative Action) and as required by Section 102.11 of the Standard Specifications.

#### SECTION 102.4 PROPOSAL

No bid will be accepted that does not contain an adequate or reasonable price for each and every item named in the Schedule of Unit Prices.

A lump sum bid for the work in accordance with the plans and specifications is required. The lump sum bid must be the same as the total amounts bid for the various items and it shall be inserted in the space provided.

All papers bound with or attached to the proposal form are considered a part thereof and must not be detached or altered when the proposal is submitted. The plans, specifications and other documents designated in the proposal form will be considered a part of the proposal whether attached or not.

A proposal submitted by an individual shall be signed by the bidder or by a duly authorized agent. A proposal submitted by a partnership shall be signed by a member/partner or by a duly authorized agent thereof. A proposal submitted by a corporation shall be signed by an authorized officer or duly authorized registered agent of such corporation, and the proposal shall show the name of the State under the laws of which such corporation was chartered. The required signatures shall in all cases appear in the space provided thereof on the proposal.

Each proposal shall be placed, together with the proposal guaranty, in a sealed envelope, so marked as to indicate name of project, the contract number or option to which it applies, and the name and address of the Contractor or submitted electronically through Bid Express ([www.bidexpress.com](http://www.bidexpress.com)). Proposals will be accepted at the location, the time and the date designated in the advertisement. Proposals received after the time and date designated will be returned to the bidder unopened.

The Bidder shall execute the Disclosure of Ownership form. REFER TO SECTION F.

#### SECTION 102.5: BID DEPOSIT (PROPOSAL GUARANTY)

All bids, sealed or electronic, must be accompanied with a Bid Bond equal to at least 5% of the bid or a Certificate of Annual/Biennial Bid Bond or certified check, payable to the City Treasurer. Bid deposit of the successful bidders shall be returned within forty-eight (48) hours following execution of the contract and bond as required.

#### PREVAILING WAGE RATES

Prevailing Wage Rates may be required and are attached in Section J of the contract. See Special Provisions to determine applicability.

**Bidders for this Contract(s) must be Pre-Qualified for at least one of the following type(s) of construction denoted by an**

Building Demolition

- 101  Asbestos Removal  
120  House Mover

- 110  Building Demolition

Street, Utility and Site Construction

- 201  Asphalt Paving  
205  Blasting  
210  Boring/Pipe Jacking  
215  Concrete Paving  
220  Con. Sidewalk/Curb & Gutter/Misc. Flat Work  
221  Concrete Bases and Other Concrete Work  
225  Dredging  
230  Fencing  
235  Fiber Optic Cable/Conduit Installation  
240  Grading and Earthwork  
241  Horizontal Saw Cutting of Sidewalk  
242  Infrared Seamless Patching  
245  Landscaping, Maintenance  
250  Landscaping, Site and Street  
251  Parking Ramp Maintenance  
255  Pavement Sealcoating and Crack Sealing  
260  Petroleum Above/Below Ground Storank Tank Removal/Install  
265  Retaining Walls, Precast Modular Units  
270  Retaining Walls, Reinforced Concrete  
275  Sanitary, Storm Sewer and Water Main Construction

- 280  Sewer Lateral Drain Cleaning/Internal TV Insp.  
285  Sewer Lining  
290  Sewer Pipe Bursting  
295  Soil Borings  
300  Soil Nailing  
305  Storm & Sanitary Sewer Laterals & Water Svc.  
310  Street Construction  
315  Street Lighting  
318  Tennis Court Resurfacing  
320  Traffic Signals  
325  Traffic Signing & Marking  
332  Tree pruning/removal  
333  Tree, pesticide treatment of  
335  Trucking  
340  Utility Transmission Lines including Natural Gas, Electrical & Communications  
399  Other \_\_\_\_\_

Bridge Construction

- 501  Bridge Construction and/or Repair


Building Construction

- 401  Floor Covering (including carpet, ceramic tile installation, rubber, VCT)  
402  Building Automation Systems  
403  Concrete  
404  Doors and Windows  
405  Electrical - Power, Lighting & Communications  
410  Elevator - Lifts  
412  Fire Suppression  
413  Furnishings - Furniture and Window Treatments  
415  General Building Construction, Equal or Less than \$250,000  
420  General Building Construction, \$250,000 to \$1,500,000  
425  General Building Construction, Over \$1,500,000  
428  Glass and/or Glazing  
429  Hazardous Material Removal  
430  Heating, Ventilating and Air Conditioning (HVAC)  
433  Insulation - Thermal

- 435  Masonry/Tuck pointing  
437  Metals  
440  Painting and Wallcovering  
445  Plumbing  
450  Pump Repair  
455  Pump Systems  
460  Roofing and Moisture Protection  
461  Solar Photovoltaic/Hot Water Systems  
465  Soil/Groundwater Remediation  
466  Warning Sirens  
470  Water Supply Elevated Tanks  
475  Water Supply Wells  
480  Wood, Plastics & Composites - Structural & Architectural  
499  Other \_\_\_\_\_

State of Wisconsin Certifications

- 1  Class 5 Blaster - Blasting Operations and Activities 2500 feet and closer to inhabited buildings for quarries, open pits and road cuts.  
2  Class 6 Blaster - Blasting Operations and Activities 2500 feet and closer to inhabited buildings for trenches, site excavations, basements, underwater demolition, underground excavations, or structures 15 feet or less in height.  
3  Class 7 Blaster - Blasting Operations and Activities for structures greater than 15' in height, bridges, towers, and any of the objects or purposes listed as "Class 5 Blaster or Class 6 Blaster".  
4  Petroleum Above/Below Ground Storage Tank Removal and Installation (Attach copies of State Certifications.)  
5  Hazardous Material Removal (Contractor to be certified for asbestos and lead abatement per the Wisconsin Department of Health Services, Asbestos and Lead Section (A&LS).) See the following link for application: [www.dhs.wisconsin.gov/Asbestos/Cert](http://www.dhs.wisconsin.gov/Asbestos/Cert). State of Wisconsin Performance of Asbestos Abatement Certificate must be attached.  
6  Certification number as a Certified Arborist or Certified Tree Worker as administered by the International Society of Arboriculture  
7  Pesticide application (Certification for Commercial Applicator For Hire with the certification in the category of turf and landscape (3.0) and possess a current license issued by the DATCP)  
8  Other \_\_\_\_\_  
9  Other \_\_\_\_\_




SECTION B: PROPOSAL

Please refer to the  
Bid Express Website  
at <https://bidexpress.com>  
look up contract number  
and go to  
Section B: Proposal Page

You can access all City of Madison bid solicitations for FREE at [www.bidexpress.com](http://www.bidexpress.com)

Click on the "Register for Free" button and follow the instructions to register your company and yourself. You will be asked for a payment subscription preference, since you may wish to bid online someday. Simply choose the method to pay on a 'per bid' basis. This requires no payment until / unless you actually bid online. You can also choose the monthly subscription plan at this time. You will, however, be asked to provide payment information. Remember, you can change your preference at anytime. You will then be able to complete your free registration and have full access to the site. Your free access does not require completion of the 'Digital ID' process, so you will have instant access for viewing and downloading. To be prepared in case you ever do wish to bid online, you may wish to establish your digital ID also, since you cannot bid without a Digital ID.


If you have any problems with the free registration process, you can call the bidexpress help team, toll free at 1-888-352-2439 (option 1, option1).



**SECTION C: SMALL BUSINESS ENTERPRISE**

**Instructions to Bidders  
City of Madison  
SBE Program Information**

SBE NOT APPLICABLE





## SECTION D: SPECIAL PROVISIONS

### MONONA TERRACE GENERAL CARPENTRY CONTRACT NO. 7084

It is the intent of these Special Provisions to set forth the final contractual intent as to the matter involved and shall prevail over the Standard Specifications and plans whenever in conflict therewith. In order that comparisons between the Special Provisions can be readily made, the numbering system for the Special Provisions is equivalent to that of the Specifications.

Whenever in these Specifications the term "Standard Specifications" appears, it shall be taken to refer to the City of Madison Standard Specifications for Public Works Construction and Supplements thereto.

#### SECTION 102.10: MINIMUM RATE OF WAGE SCALE

For this project, payment of prevailing wages (white sheet) is not required if either: a single trade accounts for 85% or more of the total labor costs of the project and the bid is less than \$48,000; or no single trade accounts for 85% or more of the total labor costs of the project and the bid is less than \$100,000. For bids not meeting either of these conditions, prevailing wages shall be required.

If required, the wages and benefits paid on the contract shall not be less than those specified in the Prevailing Wage Determination included with these contract documents for the following types of work:

- Building and Heavy Construction
- Sewer, Water, and Tunnel Construction
- Local Street and Miscellaneous Paving Operations
- Residential and Agricultural Construction

All bidders are notified that all labor employed on City contracts must be paid in accordance with the minimum rate of wage scale included in the Contract Documents.

For the information of the employees working on the project, a copy of the wage scale included in the contract documents and the provisions of Section 66.0903(8) of the Wisconsin Statutes shall be kept posted by the employer and in at least one conspicuous and easily accessible place at the site of the project.

The Contractor shall keep weekly payroll records setting forth the name, address, telephone number, classification, wage rate and fringe benefit package of each employee who worked on such City project and all other projects the employee worked in the same period, and the Contractor must keep records of the individual time each employee worked on the project and for each day of the project. Records shall include employee demographics or contractor can submit a one-time report of all employee demographics that can be matched up with weekly payrolls. Reports shall only include last four social security digits. Such records shall also set forth the total number of hours of overtime credited to each such employee for each day and week and the amount of overtime pay received in that week. Such records shall, in addition, set forth the full weekly wages earned by each such employee and the actual hourly wage paid to that employee. The Contractor shall submit payroll records to the Engineer every week for those periods when work is being done on the project. Said submittal shall be within twenty-one (21) calendar days of the end of the Contractor's weekly pay period.

The Contractor shall ensure that employees shall be paid unconditionally and shall receive the full amounts accrued at the time of payment, computed at rates not less than those stated in the City of Madison "Minimum Rate of Wage Scale" and that each employee's rate shall be determined by the work that is done within the trade or occupation classification which should be properly assigned to such employee. Questions regarding an employee's classification or rate of pay within that classification, shall be resolved by the practice that predominates in the industry and on which the trade or occupation rate/classification is based. Therefore, rate of pay, classification and work jurisdiction disputes shall be

resolved by relying upon practices established by collective bargaining agreements and guidelines used in such determinations by appropriate recognized trade unions operating within the City of Madison.

The Contractor shall agree that the normal rate of wage paid to the Contractor's employees on other projects shall not be reduced or otherwise diminished as a result of the requirement to pay no less than the minimum rate of wage scale on a City project. Mulcting of employees on City projects by contractors, such as by kickbacks or other such devices, is prohibited.

These contract provisions shall apply to all work performed on the contract by the Contractor with its own organization and with assistance of laborers under its immediate superintendency and to all work performed by piecework or by subcontract. No laborer, worker, or mechanic shall be employed directly upon the site of the work except on a wage basis, but this shall not be construed to prohibit the rental of equipment from individuals.

In the event of a refusal by the Contractor to submit payroll records as required by the contract, the City of Madison shall have the option to cancel this contract and request the Surety to perform or to re-let the balance of the work for bids, and in that event, to charge the Contractor for any loss which the City may incur thereby.

**SECTION 102.12: BEST VALUE CONTRACTING**

This Contract shall be considered a Best Value Contract if the Contractor's bid is equal to or greater than \$53,000 for a single trade contract; or equal to or greater than \$257,500 for a multi-trade contract pursuant to MGO 33.07(7).

**SECTION 105.1: AUTHORITY OF THE ENGINEER**

The Engineer shall resolve all questions which arise as to the quality and acceptability of materials furnished, work performed, manner of performance, rate of progress of the work, interpretation of the plans and Specifications, acceptable fulfillment of the contract, compensation, and disputes and mutual rights between Contractors under the Specifications. The Engineer shall determine the amount and quantity of work performed and materials furnished.

All decisions of the Engineer shall, when so requested, be rendered in writing. They shall be final and conclusive in all matters unless within ten (10) days after such decision the Contractor applies in writing to the Board of Public Works for a review of such decision.

Any change proposed by a Contractor in SBE subcontractors, vendors or suppliers from those SBEs indicated on the SBE Compliance Report must be approved by the Engineer and the City's Manager of the Affirmative Action Division (hereafter, AAD). When requested, such decision shall be rendered in writing. Such decisions shall be final and conclusive in all matters unless within ten (10) days after such decision the Contractor or the affected SBE applies in writing to the Board of Public Works for a review of such decision.

In the event the Engineer and the AAD disagree over the proper decision to be made regarding an SBE, the Mayor shall appoint a third person to resolve the disagreement, within 30 days of appointment. The decision thus rendered may be reviewed by the Board of Public Works upon request of the Contractor or the affected SBE as set forth in Sections 105.1 and 105.2 of the City's standard specifications.

**SECTION 107.4(I): INSURANCE FOR THE CONSTRUCTION OF BUILDINGS**

The City will effect and maintain, Builder's Risk Insurance on a replacement cost basis in an amount equal to the estimated project cost. Coverage includes the building as well as materials stored on the site to be incorporated in the building, including form work in place, form lumber on site, temporary structures, equipment and supplies incidental to the construction of the building. The City's Builders Risk coverage is written on a per building basis and contains a \$25,000 per occurrence deductible. If a loss under the City's Builders Risk policy is caused by the negligence of the Contractor or its Subcontractor(s), the

Contractor will be responsible for paying the City's \$25,000 deductible. The City Engineer has the authority to withhold such deductible from payments due to Contractor. In addition, City Engineer, in his/her sole authority, will determine whether the Contractor was negligent in causing the loss and therefore is responsible for the City's deductible.

The insured loss, if any, is to be adjusted with and payable to the City.

## **PRE-BID MEETING AND BUILDING TOUR**

There will be a contractor pre-bid meeting and building tour on July 26, 2013, beginning at 9:00 a.m. at the Monona Terrace Community and Convention Center, One John Nolen Drive, Madison, Wisconsin, to review the scope of construction and tour the existing building work areas. Representatives from Monona Terrace and Isthmus Architecture will be present.

## **COMPLETION DATE/CONTRACT TIME**

### **Completion Date/ Contract Time**

Construction work must begin on the construction start date appearing on the mailed notice to do so and shall be carried on at a rate so as to secure full completion within the "construction time" listed below. The rate of progress and the time of completion being essential conditions of this agreement.

### **Construction Time**

On-site construction work for this project is scheduled to start on December 23, 2013 and the ending completion date is 4:00pm on January 26, 2014.

This is the on-site "construction time" available when Monona Terrace Community and Convention Center will be closed to the public and made available exclusively for construction work. The facility will be open for construction work 24 hours per day during this time period.

There are many other separate remodel construction projects taking place simultaneously during this "construction time". These projects are under separate construction contracts and include carpet replacement, toilet room renovations, fire sprinkler head replacement, ceiling coating installation, kitchen resinous flooring installation, drain line replacement, general carpentry, and other similar projects.

There will be two public events during the "construction time" period. The first will be the US Bank Eve public event on December 31, 2013. The second will be the Home Remodel Show public event from January 8, 2014 through January 12, 2014. Public access and use of the building will be required during these public events.

### **Construction Phasing and Coordination**

Construction phasing and coordination of all construction contracts must be coordinated with designated representatives from Monona Terrace and all other on-site contractors.

Each contractor selected for this "construction time" will be required to assign a representative to coordinate their work with designated representatives from Monona Terrace and all other on-site contractors and trades. This is due to the importance and requirement of completing their work and making the facility fully operational for public events scheduled immediately after the project ending completion date of 4:00pm on January 26, 2014.

## **PRODUCT OPTIONS AND SUBSTITUTIONS**

Materials and equipment for this project shall be from items specified or items approved as equal, in writing, by the Architect at least eight (8) calendar days prior to bid receipt date.

Request for approval of materials or items of equipment as equal to that specified shall be submitted in writing from the Contractor accompanied by data adequate to establish such equality and by citation of at

least two (2) situations where such materials and/or items of equipment have been successfully used including references.

The Architect's decision as to quality or relative merit of item or substitution shall be final.

## **GENERAL INFORMATION**

Obtain and pay for permits and fees required for this project.

Obtain and pay for construction sets of plans and specifications required for this project.

Prior to bidding, visit site to become familiar with and verify existing job conditions.

Do not scale drawings for exact dimensions.

Work shall comply with applicable codes and regulations.

Schedule on-site work with Jeff Griffith, Monona Terrace at (608)261-4013, at least 48 hours in advance.

The Contractor shall be responsible for restoring, repairing and/or replacing any materials, equipment or site damage caused by the work of this project to its original finish and/or condition.

Work shall be performed by mechanics skilled in the area of work included in this contract; shall be of professional quality; and shall be completed according to the best practice of the trade.

Workers shall be knowledgeable with regard to products used and shall take appropriate precautions required to safeguard health and safety.

The intent of the plans and specifications is to provide for the construction, execution and completion of a complete work or improvements, which the contractor undertakes to do in full compliance with the plans, specifications, and contract. The Contractor shall perform all items of work covered and stipulated in the proposal and perform altered and extra work necessary to the prosecution and completion of the work.

The Contractor shall take no advantage of any apparent error or omission in the plans or specifications, and the Owner shall be permitted to make such corrections and interpretations as may be deemed necessary for the fulfillment of the intent of the plans and specifications.

Conditions of the Contract and Division I Specification Sections are applicable to all Divisions of the Specifications and Drawings.

The Contractor shall prepare and submit fire protection drawings and calculations to obtain approval from the Madison Fire Department. Contact Bill Sullivan, Fire Protection Engineer, at (608) 266-4420.

## **QUESTIONS**

Questions pertaining to this project shall be directed to:

Jeff Griffith, Operations Manager  
Monona Terrace Community and Convention Center,  
One John Nolen Drive  
Madison, Wisconsin 53703  
Phone: (608) 261-4013

## **OTHER CONTACTS**

Architect: Peter Rott, A.I.A. (Carpet Replacement/Bathroom Remodeling/General Carpentry)  
Isthmus Architecture  
613 Williamson St.  
Madison, Wisconsin 53703  
Phone: (608) 294-0206

Bill Sullivan, Fire Protection Engineer  
Madison Fire Department  
325 W. Johnson St.  
Madison, Wisconsin 53703  
Phone: (608) 266-4420

## **SUMMARY OF WORK**

### **General Carpentry:**

General carpentry at Monona Terrace Community and Convention Center in Madison, Wisconsin, to create new public seating alcoves and computer kiosk stations at various locations.

## **CUTTING AND PATCHING**

Definition: Cutting and patching shall refer to cutting into existing construction as required for installation and/or performance of work and patching of surfaces to restore them to their original condition.

Prior to cutting, inspect surfaces and conditions beneath work to be cut for unsafe or otherwise unsatisfactory conditions and inform Architect of such conditions prior to proceeding with work.

Perform cutting and patching by methods which will prevent damage to other portions of work and will provide proper surfaces to receive new work, installations and/or repair.

Do not cut and patch structural members or work in a manner which will damage or weaken structural integrity. Obtain written approval from Architect prior to cutting and patching of structural members and work.

Work which is exposed to view shall be cut and patched in a manner which does not noticeably reduce aesthetic and similar qualities as determined by Architect.

Cutting and patching shall be performed in a manner which does not reduce life, decrease performance or increase maintenance of components and/or elements of work.

The Architect's right to order removal and replacement of unsatisfactory cut and patch work shall not be waived by approval to proceed with cut and patch work.

Materials for patching shall be identical to existing materials.

Provide temporary support of work as required.

## **SPECIAL PROJECT REQUIREMENTS**

All on-site construction work must be performed during the hours beginning on December 23, 2013 and ending at 4:00pm on January 26, 2014. The facility will be open for construction work 24 hours per day during this time period.

**Liquidated Damages:** Should the Contractor fail to complete the construction work within the time specified in the contract, or within such extra time as may have been allowed by extensions, there shall be deducted from any monies due or that may become due the Contractor, or in the event no monies are due, the Contractor shall pay to the City, \$4,500 (four-thousand-five-hundred & 00/100) for each and

every day that the construction work shall remain uncompleted. This sum shall be considered and treated not as a penalty but as fixed, agreed and liquidated damages due to the City from the Contractor by reason and inconvenience due to a variety of circumstances to which it is difficult to assign an accurate cost. Such circumstances include but are not limited to: loss of business if the construction work is not completed to the strict timeline parameters listed above, cost of relocating events for which facility rental agreements have already been executed and/or deposits made, cost of storage of construction materials if work must be rescheduled, loss of reputation to the Center and thus loss of future business because the Center is perceived as an entity unable to fulfill promises made in future rental agreements, reliance of Contractor on this project and the Contractor's loss of other contracts which the Contractor has foregone, and similar items.

## **SHOP DRAWINGS**

Submit shop drawings and product data, drawings, manufacturer specifications, installation instructions, maintenance instructions and general recommendations to the Architect for review. Include data substantiating that materials comply with the specifications.

Submit additional information which may be required under separate sections of these specifications.

The Contractor shall review all submittals and shop drawings for conformity with the contract documents and shall stamp and note their review and approval by initialing document prior to submitting.

## **TEMPORARY FACILITIES**

### **TEMPORARY FIELD OFFICE**

The contractor shall provide and maintain a temporary field office.

### **TEMPORARY TELEPHONE**

The Contractor shall install and maintain one job telephone for use by contractors, subcontractors and architect's representatives. The Contractor shall pay installation and monthly charges for phone. Long distance calls shall be paid for by party making call.

### **TEMPORARY TOILETS**

The Contractor shall make arrangements with Monona Terrace for use of toilet facilities within existing building. Coordinate locations with Jeff Griffith, Monona Terrace at (608) 261-4013.

### **TEMPORARY WATER**

Water required for performance of work shall be obtained from hose bibs or water faucets at the existing building. Monona Terrace shall pay for water used. Coordinate locations with Jeff Griffith, Monona Terrace at (608) 261-4013.

### **TEMPORARY HEATING**

Existing heating plant shall be used as source for temporary heat.

Heat will be required at all times for occupied areas of building.

At time of completion, the Contractor shall thoroughly check, service, adjust and restore to original condition, existing heating devices used for heating during construction operations. Filters of renewable type shall be washed, oiled or recharged, or if damaged, shall be replaced. Disposable type filters shall

be replaced with new filters. The Contractor shall clean interior of air handling units and duct work prior to acceptance of work.

Fuel required for permanent heating plant shall be paid by Monona Terrace.

#### **TEMPORARY LIGHT AND POWER**

The Contractor shall provide temporary power to new construction areas by connecting to existing building service.

The Contractor shall maintain electrical service to occupied areas of existing building at all times.

The Contractor shall provide electrical connections to equipment for temporary heat as required.

Permanent electrical distribution system, wiring, fixtures and outlets shall not be used for temporary light and power without approval of Monona Terrace.

Wiring and lighting to temporary construction field offices of various contractors shall be provided at expense of respective contractors.

Contractors shall furnish lamps and extension cords required for their work.

Monona Terrace shall pay for electrical energy used by contractors for temporary light and power.

#### **TEMPORARY CONSTRUCTION**

Provide and maintain temporary floor and equipment supports, ramps, bridges, etc., as required to permit full and safe use of building during construction and remove such temporary work as soon as possible.

Provide and set temporary barriers, adjacent to work areas so as to clearly mark and isolate areas under construction, as required by Monona Terrace, and remove such barriers as soon as possible.

Provide and set temporary dust enclosures, adjacent to work areas so as to assure no dust escapes the immediate area under construction.

#### **MATERIAL AND EQUIPMENT**

##### **TRANSPORTATION AND PROTECTION**

Deliver materials to job site and store in a safe area, out of the way of traffic and stored up off ground surface.

##### **STORAGE AND PROTECTION**

Protect materials before, during and after delivery to job site. The contractor shall be responsible for damage to construction materials prior to final acceptance of completed contract.

There will be limited storage space at Monona Terrace. The Contractor will be required to store construction materials off-site until due for installation. Coordinate on-site storage of construction materials with Jeff Griffith, Monona Terrace at (608) 261-4013.

## **CLEANING**

### **RELATED WORK**

Cleaning required for specific trade or work is specified in sections pertaining to that trade or work.

### **MATERIALS**

Use only cleaning materials recommended and approved by manufacturer for surface to be cleaned.

Use cleaning materials only on surfaces recommended by cleaning material manufacturer.

### **DURING CONSTRUCTION**

At all times keep premises free from accumulations of waste materials or rubbish caused by work for this project. Miscellaneous waste and debris shall be removed from premises daily. Construction areas shall be broom cleaned each work day.

Lower waste material in controlled manner. Do not drop or throw material from heights.

Schedule cleaning operations and provide protection to prevent damage to finish surfaces.

Removed or unused materials and waste shall be taken outside work area and disposed of or stored, in places designated by Monona Terrace, immediately upon removal or demolition. Containers for waste disposal shall be supplied by contractor. Use of existing dumpsters and on site dumping will not be permitted.

### **FINISH CLEANING**

At project completion, clean visible soiling from work, remove temporary labels and leave work clean and ready for Monona Terrace use and occupancy.

At completion of contract work, thoroughly police project grounds and ensure that construction debris has been removed.





MONONA TERRACE  
COMMUNITY & CONVENTION CENTER  
General Carpentry  
CITY OF MADISON CONTRACT: 7084

PROJECT SPECIFICATIONS

06/28/2013

**Prepared by**

**Isthmus Architecture, Inc.**

613 Williamson Street, Suite 203

Madison, WI 53703

(608) 294-0206

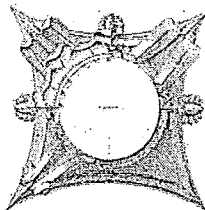


TABLE OF CONTENTS

1		
2		
3	DIVISION 1 - BIDDING AND CONTRACT REQUIREMENTS	Pages Thru
4	TITLE PAGE	1
5	TABLE OF CONTENTS	TC-2
6		
7	DIVISION 01 – GENERAL REQUIREMENTS	
8	01 81 13 Sustainable Design Requirements	01 81 13-6
9		
10	DIVISION 02 – EXISTING CONDITIONS	
11	02 41 13 Selective Removal	02 41 13-6
12		
13	DIVISION 06 -- WOOD, PLASTICS AND COMPOSITES	
14	06 10 00 Rough Carpentry (Protection & blocking)	06 10 00-6
15		
16	DIVISION 07 - THERMAL AND MOISTURE PROTECTION	
17	07 90 00 Joint Sealants	07 90 00-4
18		
19	DIVISION 09 - FINISHES	
20	09 29 00 Gypsum Board	09 29 00-7
21	09 65 13 Resilient Base and Accessories	09 65 13-5
22	09 90 00 Painting	09 90 00-5
23		
24	DIVISION 12 - FURNISHINGS	
25	12 32 13 Wood-Veneer-Faced Casework	12 32 13-7
26		
27	DIVISION 26 - ELECTRICAL	
28	26 05 00 Common Work Results for Electrical	26 05 00-5

1	DRAWINGS - Bound Separately	
2		
3	Title	Sheets Thru
4		
5	Title sheet	T1.0
6		
7	Overall Reference Plans	A1.0
8	Level 1 – New Construction Floor Plans	A1.1
9	Level 2 – New Construction Details	A1.2
10		
11		

1 SECTION 01 81 13

2 SUSTAINABLE DESIGN REQUIREMENTS

3 PART 1 - GENERAL

4 1.1 RELATED DOCUMENTS

- 5 A. Drawings and general provisions of the Contract, including General and Supplementary Conditions and  
6 other Division 01 Specification Sections, apply to this Section.

7 1.2 SUMMARY

- 8 A. Section includes general requirements and procedures for compliance with certain USGBC LEED  
9 prerequisites and credits for Project, based on the USGBC's "LEED 2009 for Commercial Interiors."

10 1. Specific requirements for LEED are also included in other Sections.

11 1.3 DEFINITIONS

- 12 A. Chain-of-Custody Certificates: Certificates signed by manufacturers certifying that wood used to make  
13 products was obtained from forests certified by an FSC-accredited certification body to comply with  
14 FSC STD-01-001, "FSC Principles and Criteria for Forest Stewardship." Certificates shall include  
15 evidence that manufacturer is certified for chain of custody by an FSC-accredited certification body.

- 16 B. Regionally Manufactured Materials: Materials that are manufactured within a radius of 500 miles (800  
17 km) from Project site. Manufacturing refers to the final assembly of components into the building product  
18 that is installed at Project site.

- 19 C. Regionally Extracted and Manufactured Materials: Regionally manufactured materials made from raw  
20 materials that are extracted, harvested, or recovered within a radius of 500 miles (800 km) from Project  
21 site.

- 22 D. Recycled Content: The recycled content value of a material assembly shall be determined by weight. The  
23 recycled fraction of the assembly is then multiplied by the cost of assembly to determine the recycled  
24 content value.

25 1. "Post-consumer" material is defined as waste material generated by households or by commercial,  
26 industrial, and institutional facilities in their role as end users of the product, which can no longer  
27 be used for its intended purpose.

28 2. "Pre-consumer" material is defined as material diverted from the waste stream during the  
29 manufacturing process. Excluded is reutilization of materials such as rework, regrind, or scrap  
30 generated in a process and capable of being reclaimed within the same process that generated it.

31 1.4 ADMINISTRATIVE REQUIREMENTS

- 32 A. Respond to questions and requests from Architect and the USGBC regarding LEED credits that are the  
33 responsibility of the Contractor, that depend on product selection or product qualities, or that depend on  
34 Contractor's procedures until the USGBC has made its determination on the project's LEED certification  
35 application. Document responses as informational submittals.

- 1 1.5 ACTION SUBMITTALS
- 2 A. General: Submit additional LEED submittals required by other Specification Sections.
- 3 B. LEED submittals are in addition to other submittals. If submitted item is identical to that submitted to  
4 comply with other requirements, submit duplicate copies as a separate submittal to verify compliance  
5 with indicated LEED requirements.
- 6 C: LEED Documentation Submittals:
- 7 1. Credit MR 2: Comply with Section 017419 "Construction Waste Management and Disposal."  
8 2. Credit MR 3.1: Receipts for salvaged and refurbished materials used for Project, indicating  
9 sources and costs for salvaged and refurbished materials.  
10 3. Credit MR 4: Product data and certification letter from product manufacturers indicating  
11 percentages by weight of post-consumer and pre-consumer recycled content for products having  
12 recycled content. Include statement indicating material costs for each product having recycled  
13 content.  
14 4. Credit MR 5: Product data indicating location of material manufacturer for regionally  
15 manufactured materials. Include statement indicating cost for each regionally manufactured  
16 material.
- 17 a. Include statement indicating distance from manufacturer to Project for each regionally  
18 manufactured material.  
19 b. Include statement indicating location of and distance from Project to point of extraction,  
20 harvest, or recovery for each raw material used in regionally extracted and manufactured  
21 materials.
- 22 5. Credit MR 7: Product data and chain-of-custody certificates for products containing certified  
23 wood. Include statement indicating cost for each certified wood product.
- 24 6. Credit IEQ 3.1:  
25 a. Product data for temporary filtration media.  
26 b. Product data for filtration media used during occupancy.  
27 c. Construction Documentation: Six photographs at three different times during the  
28 construction period, along with a brief description of the SMACNA approach employed,  
29 documenting implementation of the indoor-air-quality management measures, such as  
30 protection of ducts and on-site stored or installed absorptive materials.
- 31 7. Credit IEQ 4.1: Product data for adhesives and sealants used inside the weatherproofing system  
32 indicating VOC content of each product used.  
33 8. Credit IEQ 4.2: Product data for paints and coatings used inside the weatherproofing system  
34 indicating VOC content of each product used.  
35 9. Credit IEQ 4.4: Product data for products containing composite wood or agrifiber products or  
36 wood glues indicating that they do not contain urea-formaldehyde resin.

37 1.6 INFORMATIONAL SUBMITTALS

- 38 A. Qualification Data.
- 39 B. Project Materials Cost Data: Provide statement indicating total cost for materials used for Project. Costs  
40 exclude labor, overhead, and profit. Include breakout of costs for the following categories of items:
- 41 1. Casework and furniture.  
42 2. Plumbing.  
43 3. Electrical.  
44 4. Wood-based construction materials.

1 C. LEED Progress Reports: Concurrent with each Application for Payment, submit reports comparing actual  
2 construction and purchasing activities with LEED action plans for the following:

- 3 1. Credit MR 2: Waste reduction progress reports complying with Section 01 74 19 "Construction  
4 Waste Management and Disposal."
- 5 2. Credit MR 3.1: Salvaged, refurbished, and reused materials.
- 6 3. Credit MR 4: Recycled content.
- 7 4. Credit MR 5: Regionally manufactured materials.
- 8 5. Credit MR 7: Certified wood products.

9 1.7 QUALITY ASSURANCE

10 A. LEED Coordinator: Engage an experienced LEED-Accredited Professional to coordinate LEED  
11 requirements. LEED coordinator may also serve as waste management coordinator.

12 PART 2 - PRODUCTS

13 2.1 MATERIALS, GENERAL

14 A. Provide products and procedures necessary to obtain LEED credits required in this Section. Although  
15 other Sections may specify some requirements that contribute to LEED credits, the Contractor shall  
16 determine additional materials and procedures necessary to obtain LEED credits indicated.

17 2.2 RECYCLED CONTENT OF MATERIALS

18 A. Credit MR 4: Building materials shall have recycled content such that post-consumer recycled content  
19 plus one-half of pre-consumer recycled content for Project constitutes a minimum of 10 percent of cost of  
20 materials used for Project.

- 21 1. Cost of post-consumer recycled content plus one-half of pre-consumer recycled content of an item  
22 shall be determined by dividing weight of post-consumer recycled content plus one-half of pre-  
23 consumer recycled content in the item by total weight of the item and multiplying by cost of the  
24 item.
- 25 2. Do not include plumbing, mechanical and electrical components, and specialty items such as  
26 elevators and equipment in the calculation.

27 2.3 REGIONAL MATERIALS

28 A. Credit MR 5, Option 2: Not less than 10 percent of materials (by cost) shall be regionally extracted and  
29 manufactured materials.

30 2.4 CERTIFIED WOOD

31 A. Credit MR 7: Not less than 50 percent (by cost) of wood-based materials shall be produced from wood  
32 obtained from forests certified by an FSC-accredited certification body to comply with FSC STD-01-001,  
33 "FSC Principles and Criteria for Forest Stewardship."

- 34 1. Wood-based materials include, but are not limited to, the following materials when made from  
35 wood, engineered wood products, or wood-based panel products:

- 1 a. Finish carpentry.
- 2 b. Architectural woodwork.
- 3 c. Wood cabinets.
- 4 d. Furniture.

5 2.5 LOW-EMITTING MATERIALS

6 A. Credit IEQ 4.1: For field applications that are inside the weatherproofing system, adhesives and sealants  
 7 shall comply with the following VOC content limits when calculated according to 40 CFR 59, Subpart D  
 8 (EPA Method 24):

- 9 1. Wood Glues: 30 g/L.
- 10 2. Metal-to-Metal Adhesives: 30 g/L.
- 11 3. Adhesives for Porous Materials (Except Wood): 50 g/L.
- 12 4. Subfloor Adhesives: 50 g/L.
- 13 5. Plastic Foam Adhesives: 50 g/L.
- 14 6. Carpet Adhesives: 50 g/L.
- 15 7. Carpet Pad Adhesives: 50 g/L.
- 16 8. VCT and Asphalt Tile Adhesives: 50 g/L.
- 17 9. Cove Base Adhesives: 50 g/L.
- 18 10. Gypsum Board and Panel Adhesives: 50 g/L.
- 19 11. Rubber Floor Adhesives: 60 g/L.
- 20 12. Ceramic Tile Adhesives: 65 g/L.
- 21 13. Fiberglass Adhesives: 80 g/L.
- 22 14. Contact Adhesive: 80 g/L.
- 23 15. Plastic Cement Welding Compounds: 250 g/L.
- 24 16. ABS Welding Compounds: 325 g/L.
- 25 17. CPVC Welding Compounds: 490 g/L.
- 26 18. PVC Welding Compounds: 510 g/L.
- 27 19. Adhesive Primer for Plastic: 550 g/L.
- 28 20. Sheet-Applied Rubber Lining Adhesive: 850 g/L.
- 29 21. Aerosol Adhesive, General-Purpose Mist Spray: 65 percent by weight.
- 30 22. Aerosol Adhesive, General-Purpose Web Spray: 55 percent by weight.
- 31 23. Special-Purpose Aerosol Adhesive (All Types): 70 percent by weight.
- 32 24. Other Adhesives: 250 g/L.
- 33 25. Architectural Sealants: 250 g/L.
- 34 26. Nonmembrane Roof Sealants: 300 g/L.
- 35 27. Single-Ply Roof Membrane Sealants: 450 g/L.
- 36 28. Other Sealants: 420 g/L.
- 37 29. Sealant Primers for Nonporous Substrates: 250 g/L.
- 38 30. Sealant Primers for Porous Substrates: 775 g/L.
- 39 31. Modified Bituminous Sealant Primers: 500 g/L.
- 40 32. Other Sealant Primers: 750 g/L.

41 B. Credit IEQ 4.2: For field applications that are inside the weatherproofing system, paints and coatings  
 42 shall comply with the following VOC content limits when calculated according to 40 CFR 59, Subpart D  
 43 (EPA Method 24):

- 44 1. Flat Paints and Coatings: VOC not more than 50 g/L.
- 45 2. Nonflat Paints and Coatings: VOC not more than 150 g/L.
- 46 3. Dry-Fog Coatings: VOC not more than 400 g/L.
- 47 4. Primers, Sealers, and Undercoaters: VOC not more than 200 g/L.
- 48 5. Anticorrosive and Antirust Paints Applied to Ferrous Metals: VOC not more than 250 g/L.
- 49 6. Zinc-Rich Industrial Maintenance Primers: VOC not more than 340 g/L.
- 50 7. Pretreatment Wash Primers: VOC not more than 420 g/L.

- 1           8.     Clear Wood Finishes, Varnishes: VOC not more than 350 g/L.
- 2           9.     Clear Wood Finishes, Lacquers: VOC not more than 550 g/L.
- 3           10.    Floor Coatings: VOC not more than 100 g/L.
- 4           11.    Shellacs, Clear: VOC not more than 730 g/L.
- 5           12.    Shellacs, Pigmented: VOC not more than 550 g/L.
- 6           13.    Stains: VOC not more than 250 g/L.
  
- 7           C.     Credit IEQ 4.4: Composite wood, agrifiber products, and adhesives shall not contain urea-formaldehyde
- 8           resin.

9    PART 3 - EXECUTION

10   3.1     CONSTRUCTION WASTE MANAGEMENT

- 11       A.     Credit MR 2: Comply with Section 017419 "Construction Waste Management and Disposal."

12   3.2     CONSTRUCTION INDOOR-AIR-QUALITY MANAGEMENT

- 13       A.     Credit IEQ 3.1: Comply with SMACNA's "SMACNA IAQ Guideline for Occupied Buildings under
- 14       Construction."

- 15           1.     If Owner authorizes use of permanent heating, cooling, and ventilating systems during
- 16           construction period as specified in Section 015000 "Temporary Facilities and Controls," install
- 17           filter media having a MERV 8 according to ASHRAE 52.2 at each return-air inlet for the air-
- 18           handling system used during construction.
- 19           2.     Replace all air filters immediately prior to occupancy.

- 20       B.     Credit IEQ 3.2: Comply with one of the following requirements:

- 21           1.     After construction ends, prior to occupancy and with all interior finishes installed, perform a
- 22           building flush-out by supplying a total volume of 14000 cu. ft. (4 300 000 L) of outdoor air per sq.
- 23           ft. (sq. m) of floor area while maintaining an internal temperature of at least 60 deg F (16 deg C)
- 24           and a relative humidity no higher than 60 percent.

- 25           2.     Air-Quality Testing:

- 26           a.     Conduct baseline indoor-air-quality testing, after construction ends and prior to occupancy,
- 27           using testing protocols consistent with the EPA's "Compendium of Methods for the
- 28           Determination of Air Pollutants in Indoor Air," and as additionally detailed in the
- 29           USGBC's "LEED Reference Guide for Green Interior Design and Construction."
- 30           b.     Demonstrate that the contaminant maximum concentrations listed below are not exceeded:

- 31                   1)    Formaldehyde: 27 ppb.
- 32                   2)    Particulates (PM10): 50 micrograms/cu. m.
- 33                   3)    Total Volatile Organic Compounds (TVOC): 500 micrograms/cu. m.
- 34                   4)    4-Phenylcyclohexene (4-PH): 6.5 micrograms/cu. m.
- 35                   5)    Carbon Monoxide: 9 ppm and no greater than 2 ppm above outdoor levels.

- 36           c.     For each sampling point where the maximum concentration limits are exceeded, conduct
- 37           additional flush-out with outside air and retest the specific parameter(s) exceeded to
- 38           indicate the requirements are achieved. Repeat procedure until all requirements have been



1 met. When retesting noncomplying building areas, take samples from same locations as in  
2 the first test.

3 d. Air-sample testing shall be conducted as follows:

- 4 1) All measurements shall be conducted prior to occupancy but during normal  
5 occupied hours, and with building ventilation system starting at the normal daily  
6 start time and operated at the minimum outside air flow rate for the occupied mode  
7 throughout the duration of the air testing.
- 8 2) Building shall have all interior finishes installed including, but not limited to,  
9 millwork, doors, paint, carpet, and acoustic tiles. Nonfixed furnishings such as  
10 workstations and partitions are encouraged, but not required, to be in place for the  
11 testing.
- 12 3) Number of sampling locations varies depending on the size of building and number  
13 of ventilation systems. For each portion of building served by a separate ventilation  
14 system, the number of sampling points shall not be less than one per 25,000 sq. ft.  
15 (2300 sq. m) or for each contiguous floor area, whichever is larger, and shall  
16 include areas with the least ventilation and greatest presumed source strength.
- 17 4) Air samples shall be collected between 3 and 6 feet (0.9 and 1.8 m) from the floor to  
18 represent the breathing zone of occupants, and over a minimum four-hour period.

19  
END OF SECTION 01 81 13

1  
2  
3  
4  
5  
6  
7  
8  
9  
10  
11  
12  
13  
14  
15  
16  
17  
18  
19  
20  
21  
22  
23  
24  
25  
26  
27  
28  
29  
30  
31  
32  
33  
34  
35  
36  
37  
38  
39  
40  
41  
42  
43  
44  
45  
46  
47  
48  
49  
50  
51  
52  
53

**SECTION 02 41 13**

**SELECTIVE REMOVAL**

**PART 1 - GENERAL**

**SCOPE**

The work under this section shall consist of providing all work, materials, labor, equipment, and supervision necessary to provide for the selective removal of building items to be discarded and/or salvaged and such features as required in these specifications and on the drawings. Included are the following topics:

**PART 1 - GENERAL**

- Scope
- Related Work
- Quality Assurance
- Submittals
- Record Drawings
- Safety
- Permits
- Disconnection of Services
- Removal/Salvaging of Items
- Job Conditions

**PART 2 - MATERIALS**

**PART 3 - EXECUTION**

- Conditions
- Preparation
- Process
- Protection of Existing Work and Facilities
- Selective Removal
- Transportation and Disposal of Selective Removal Waste

**RELATED WORK**

Applicable provisions of Division 1 shall govern work of this Section

06 10 00 Rough Carpentry for plywood protection

**QUALITY ASSURANCE**

Company Qualifications for Selective Removal:

Only companies experienced with removing materials from governmental buildings shall be considered qualified to perform work under this Section. The company shall have successfully completed work similar in size and materials as indicated in this project and shall submit a written account of successful in-service performance. Refer to Submittals in this Section for additional submittal information.

Field Supervision Qualifications for Selective Removal:

Selective Removal Company shall ensure that an experienced full-time supervisor is on the project site at all times when selective removal work is in progress. A single individual shall be responsible for supervising the selective removal work throughout the duration of the Project. Refer to Submittals in this Section for additional submittal information.

**SUBMITTALS**

1 For utilities or other services requiring removal or abandonment in-place, submit materials documenting  
2 completion of such work.

3  
4 Submit record drawings.

5  
6 Submit copies of records documenting recycling or disposal of selective removal materials from the site.  
7

8 **Qualification Data for Selective Removal Company:**

9 The company must submit written documentation of at least 6 individual projects completed in the last 15  
10 years for which they have been the primary removal specialist. Work must be performed by a contractor  
11 with 15 years' documented successful experience in comparable selective removal projects in size, age and  
12 material and who employs personnel skilled in material removal, salvage, disposal and cleaning.

13  
14 The written submission must include the following:

15  
16 Name and address of project;

17  
18 Name, address and phone numbers of Client;

19  
20 Date of project completion;

21  
22 Age of building and

23  
24 Size of the project, in terms of square feet of removals.  
25

26 **Qualification Data for Field Supervisor:**

27 The company must submit written documentation of at least 10 projects that the Field Supervisor has  
28 supervised. The projects may include those that were completed under the employment of a different firm.  
29 The list must include projects that are similar in size, age and material to the current project.

30  
31 This written submission must include the following:

32  
33 Name and address of Project;

34  
35 Name, address and phone numbers of Client;

36  
37 Date of project completion;

38  
39 Size of the project, in terms of square feet of removals;

40  
41 Name(s) of firm(s) the work was performed under, if different from submitting firm.  
42  
43

44 **RECORD DRAWINGS**

45 Maintain record drawings showing actual locations of utilities and other features encountered, and any  
46 deviations from the original design. Show actual limits of removal and selective removal.  
47

48 **SAFETY**

49 Verify that all gas and electrical utilities have been abandoned or disconnected and associated hazards  
50 mitigated, prior to beginning any selective removal.

51  
52 Take all necessary precautions while dismantling piping containing gas, gasoline, oil or other explosive or  
53 toxic fluids or gases. Purge lines and contain materials in accordance with all applicable regulations. Store  
54 such piping outdoors until fumes are removed.

1  
2 Maintain a clean and orderly site. Remove debris at end of each workday.

3  
4 Burning of debris is not permitted.

5  
6 Hazardous materials are not anticipated, but if encountered, terminate operations and contact the DSF  
7 Construction Representative immediately. Follow all applicable local, state and federal regulations  
8 pertaining to hazardous materials.

9  
10 **PERMITS**

11 Unless otherwise noted, Contractor shall be responsible for obtaining and paying for all permits necessary  
12 to complete selective removal work.

13  
14 **DISCONNECTION OF SERVICES**

15 Prior to starting removal and/or selective removal operations be responsible and coordinate disconnection  
16 of all existing utilities, communication systems, alarm systems and other services.

17  
18 The building will remain occupied. Notification of any service disconnect **MUST BE** coordinated with  
19 the Owner's designated representative.

20  
21 Disconnect all services in manner which insures continued operation in facilities not scheduled for  
22 selective removal.

23  
24 Disconnect all services in manner which allows for future connection to that service.

25  
26 Disconnect services to equipment at unions, flanges, valves, or fittings wherever possible.

27  
28 **REMOVAL/SALVAGING OF ITEMS**

29 Carefully remove all items that are scheduled to be salvaged.

30  
31 Store salvaged items in temporary plywood storage indicated on each floor; provide pallets, skids and other  
32 devices as necessary. Secure all loose parts.

33  
34 Provide crates, padding, tarps and other measures necessary to protect salvaged items during storage.

35  
36 All unused salvaged items shall be turned over to Owner, deliver to location on property where designated  
37 by Owner.

38  
39 **JOB CONDITIONS**

40 Occupancy: Owner will occupy portions of the building immediately adjacent to areas of selective  
41 removals. Conduct selective removal work in manner that will minimize disruption of Owner's normal  
42 operations.

43  
44 Condition of Structure: Owner assumes no responsibility for actual condition of items or structures to be  
45 removed.

46  
47 Contractor Salvage: Items indicated to be removed, not to be saved for Owner, but of salvageable value to  
48 Contractor, may be removed from structure as work progresses. Transport salvaged items from site as they  
49 are removed. Storage or selling on-site will not be allowed.

50  
51 Damages: Promptly report to Architect/Engineer any damages caused to adjacent materials or finishes by  
52 selective removal work. Do not attempt repairs until directed by Architect/Engineer after review of  
53 contractor's proposed repair procedures and methods.

1 Timing of Removals: When possible, conduct selective removal operations and debris removal to the early  
2 morning hours Monday through Friday to minimize disruption to the building occupants and to reduce dust  
3 infiltration.

4  
5 Do not close, block, or otherwise obstruct corridors, stairs, elevators, exit doors, exit signs, streets, walks,  
6 or other occupied or used facilities without written permission from the Capitol Police.

7  
8 Utility Services: Maintain existing utilities indicated to remain in service and protect them against damage  
9 during selective removal operations.

10  
11 Do not interrupt utilities serving occupied or used areas, except when authorized in writing by  
12 Owner.

13  
14 Maintain fire protection services during selective removal operations.

15  
16  
17 **PART 2 - MATERIALS**

18  
19 Not Applicable to This Section

20  
21 **PART 3- EXECUTION**

22 **CONDITIONS**

23 Examine the areas and conditions under which work of this Section will be performed. Notify Architect  
24 immediately of conditions detrimental to timely and proper completion of the work. Do not proceed until  
25 unsatisfactory conditions are corrected.

26  
27 **PREPARATION**

28 Refer to Rough Carpentry specification for plywood protection

29  
30 Maintain and do not disturb protection work provided by Section 06 10 00 – Rough Carpentry

31  
32 Protection work damaged by work of the Section shall be repaired or replaced in accordance with  
33 standards set by Section 06 10 00 at this Section's cost.

34  
35 **PROCESS**

36 No equipment or method of operation will be employed which will cause damage to building, materials or  
37 finishes which are to remain or are designated for salvage and reuse in the project. Prohibited equipment  
38 includes jackhammers and other impact, vibration or other conductive transmission devices whether air-  
39 borne or structure-borne.

40  
41 The use of jack hammers is prohibited unless approved in writing by Owner for each specific  
42 instance.

43 The use of cutting torches is prohibited unless approved in writing by Owner for each specific  
44 instance.

45  
46 Centercut mortar joints with hand held oscillating or circular saws  
47 Use equipment which meets all safety requirements imposed on such equipment.

48  
49 Clean areas where demolition is being performed on a daily basis as work progresses to minimize dust and  
50 keep property clean and free from accumulation of rubbish and removed materials.

51  
52 Remove materials, excess debris, etc., resulting from removal operations from site as it accumulates. Do  
53 not store or permit debris to accumulate on-site. If Contractor fails to remove excess debris promptly,  
54 Architect reserves right to have debris removed at Contractor's expense.

1  
2 **PROTECTION OF EXISTING WORK AND FACILITIES**

3 Take all measures necessary to safeguard all existing work and facilities which are both outside and inside  
4 the limits of the work.

5  
6 Verify the locations of, and protect, any buildings, structures, utilities, paved surfaces, signs, streetlights,  
7 utilities, landscaping and all other such facilities that are intended to remain or be salvaged.

8  
9 Make such explorations and probes as necessary to ascertain any required protection measures that shall be  
10 used before proceeding with selective removal.

11  
12 Provide and maintain adequate catch platforms, warning lights, barricades, guards, weather protection, dust  
13 protection, fences, planking, bracing, shoring, piling, signs, and other items required for proper protection.

14  
15 Provide protection for workmen, public, adjacent construction and occupants of existing building(s).

16  
17 Report damage of any facilities or items scheduled for salvaging to the Owner Representative.

18  
19 Repair or replace any damaged facilities that are not scheduled for selective removal.

20  
21 Explosives shall not be used for selective removal.

22  
23 Keep streets, walks and all other adjacent paved areas clean and swept clear of dirt, mud and debris  
24 deposited as a result of this operation.

25  
26 Protect surrounding area from dust. Control rodents, and other vermin associated with selective removal  
27 operations.

28  
29 **SELECTIVE REMOVAL**

30 Perform removal work in a systematic manner. Use such methods as required to complete work indicated  
31 on Drawings.

32  
33 Remove concrete and masonry in small sections. Cut concrete and masonry at junctures with construction  
34 to remain using power-driven masonry saw or hand tools; do not use power-driven impact tools.

35  
36 Completely remove items that are scheduled to be discarded and/or salvaged, leaving surfaces clean, solid,  
37 and ready to receive new materials specified elsewhere.

38  
39 If contractor determines that removal work may have a damaging effect on existing construction to remain,  
40 notify Architect/Engineer immediately. Do not proceed without review from Architect/Engineer.

41  
42 Removals in rooms directly above designated highly decorative spaces shall be done in small sections and  
43 with great care so as not to disturb delicate decorative finishes.

44  
45 Remove all equipment, fixtures and other materials scheduled for salvage prior to beginning selective  
46 removal operations.

47 Carry out vehicle loading as necessary within the project boundaries or as defined or indicated on the  
48 drawings, but not in locations that block vehicular traffic on the streets or pedestrian traffic on adjacent  
49 public walks.

50  
51 Conduct selective removal operations and the removal of rubbish and debris in such a way that a minimum  
52 of nuisance dust is caused. Constantly sprinkle rubbish and debris with water if necessary to keep nuisance  
53 dust to a minimum.

54

1 Sawcut existing plaster as indicated on drawings – do not leave ragged edges.

2  
3 Operate equipment so as to cause a minimum of damage to plaster which is to remain, and so as to keep  
4 dust and dirt to a minimum.

5  
6 **TRANSPORTATION AND DISPOSAL OF SELECTIVE REMOVAL WASTE**

7 Transport and dispose all selective removal waste in accordance with local, state, and federal guidelines.

8  
9 Whenever possible, or otherwise required by the Contract Documents, recycle selective removal waste.

10  
11 Selective removal waste shall be disposed of at a landfill or dumpsite designed and approved to accept the  
12 given waste.

13  
14 Maintain records documenting recycling and disposal of selective removal waste. Record description of  
15 material, date removed, quantity removed, method of transport and recycling/disposal destination.

16  
17  
18 **END OF SECTION 02 41 13**

19 \*\*\*

1  
2  
3  
4  
5  
6  
7  
8  
9  
10  
11  
12  
13  
14  
15  
16  
17  
18  
19  
20  
21  
22  
23  
24  
25  
26  
27  
28  
29  
30  
31  
32  
33  
34  
35  
36  
37  
38  
39  
40  
41  
42  
43  
44  
45  
46  
47  
48  
49  
50  
51  
52  
53

**SECTION 06 10 00**

**ROUGH CARPENTRY**

**PART 1 - GENERAL**

**SCOPE**

The work under this section shall consist of providing all work, materials, labor, equipment, and supervision necessary to provide for rough carpentry for temporary protection required during construction including fire retardant and waterproof plywood, wood framing, rigid insulation and such features as required in these specifications and on the drawings. Included are the following topics:

**PART I - GENERAL**

- Scope
- Related Documents
- Quality Assurance
- Submittals
- Product Handling
- Project Conditions

**PART II - MATERIALS**

- Lumber
- Plywood
- Insulation

**PART III - EXECUTION**

- General
- Protection
- Cleanup and Repair

**RELATED DOCUMENTS**

Applicable provisions of Division 01 shall govern work of this Section.

Section 02 41 13 – Selective Removal

Section 08 11 13 – Hollow Metal Doors and Frames

**QUALITY ASSURANCE**

Use adequate number of skilled workers who are thoroughly trained and experienced in the necessary crafts and who are familiar with the specified requirements and methods necessary for proper performance of this work.

Workers installing temporary protection barriers must be journeymen carpenters. Furnish certification for each worker to Architect for approval before proceeding with this work.

Lumber Grading Agency: Certified by ALSC

Plywood Grading Agency: Certified by APA

**Company Qualifications for Protection Installation:**

The company shall have successfully completed work similar in material, design, and extent to that indicated for this project and shall submit a written account of successful in-service performance. Refer to Submittals in this Section for additional submittal information.

**Field Supervision Qualifications for Protection Installation:**

Protection Company shall ensure that an experienced full-time supervisor is on the project site at all times when protection work is in progress. A single individual shall be responsible for supervising the protection work throughout the duration of the Project. Refer to Submittals in this Section for additional submittal information.



1  
2 **Worker Qualifications for Protection Installation:**

3 All protection workers, from the president of the company to the newest employee, must pledge to perform all work  
4 with the utmost respect for the building and its occupants. Protection workers for all work of this Section must be  
5 skilled craftsmen having a minimum of 10 years proven/written experience in installing protection over historic,  
6 irreplaceable materials. Furnish written verification of experience for all workmen to Architect.

7  
8 **SUBMITTALS**

9 Submit certification that fire retardant treatment was performed on wood where required and complies with specified  
10 standards and requirements.

11  
12 Submit manufacturer's product data and literature for type of insulation required.

13  
14 **Qualification Data for Protection Installation Company:**

15 The company must submit written documentation of at least 10 individual projects completed in the last 15 years for  
16 which they have been the protection installer. Work must be performed by a contractor with 15 years' documented  
17 successful experience in comparable protection projects in size and who employs personnel skilled in working near  
18 existing materials to remain.

19  
20 The written submission must include the following:

21       Name and address of project;

22       Name, address and phone numbers of Client;

23       Date of project completion;

24       Age of building and;

25       Size of the project, in terms of square feet of protection

26  
27  
28  
29  
30  
31  
32 **Qualification Data for Field Supervisor:**

33 The company must submit written documentation of at least 5 projects that the Field Supervisor has supervised. The  
34 projects may include those that were completed under the employment of a different firm. The list must include pro-  
35 jects that are similar in size and material being protected.

36  
37 This written submission must include the following:

38       Name and address of Project;

39       Name, address and phone numbers of Client;

40       Date of project completion;

41       Size of the project, in terms of square feet of protection;

42       Name(s) of firm(s) the work was performed under, if different from submitting firm.

43  
44  
45  
46  
47  
48  
49 **Qualification Data for Workers:**

50 The company must submit the name of each person who will be assigned to this project. Only skilled workers hav-  
51 ing a minimum of 5 years proven/written experience in this trade shall be considered qualified.

52  
53 This written submission must include the following:

54       Name of worker;

1  
2 Position each worker will hold on this project;

3  
4 Number of years building protection walls in historic buildings

5  
6 Submit digital photographic documentation per General Requirements, page GR-13.

7  
8 **PRODUCT HANDLING**

9 Delivery and Storage:

10 Keep wood materials under cover and dry. Protect against exposure to weather and contact with damp or wet surfaces.  
11 Stack lumber as well as plywood and other panels; provide for air circulation within and around stacks and under  
12 temporary coverings including polyethylene and similar material.

13  
14 **PROJECT CONDITIONS**

15 Coordination: Fit protection work to existing conditions; scribe and cope as required for accurate fit around moldings,  
16 cornices and coves. Correlate location of furring, nailers, blocking, grounds and similar supports to allow attachment  
17 of other protection work.

18  
19 **PART 2 - MATERIALS**

20  
21 **LUMBER**

22 All lumber and plywood shall be fire retardant treated in accordance with AWPA Standard C-20, Interior type A  
23 for lumber and AWPA Standard C-27 Interior type A for plywood. In addition, conform to ASTM E-84, NFPA  
24 A-255 and UL-723 for Class A flamespread.

25  
26 Provide softwood lumber for framing and support including studs, blocking and framing.

27  
28 Standards: Furnish lumber manufactured to comply with PS 20 "American Softwood Lumber Standard" and with  
29 applicable grading rules of inspection agencies certified by the American Lumber Standards Committee's (ALSC)  
30 Board of Review.

31  
32 Provide lumber with each piece factory marked with grade stamp of inspection agency evidencing compliance  
33 with grading rule requirements.

34  
35 Fabricate lumber from dimension lumber in shapes and sizes indicated or as necessary to provide finished product  
36 drawn.

37  
38 Moisture Content: Maximum 19%.

39  
40 Grade: "Standard" grade, light framing; No. 3 common (WWPA).

41  
42 **PLYWOOD**

43 Plywood: Provide plywood complying with American Plywood Association grading for the following:

44  
45 Classification: Exposure 1 and exterior where required

46  
47 Thickness: 3/8" and 5/8" as detailed

48  
49 Veneer Grade: C plugged and A where required

50  
51 **INSULATION**

52 Rigid Insulation for use in Vertical application only: Provide rigid cellular, thermal, molded, polystyrene insulation  
53 board complying with the following:

54  
55 ASTM C578, Type IV, 1.6 lb/cf minimum density.

1  
2 Compressive Strength: ASTM D1621, minimum 25 psi.

3  
4 Manufacturers: Amoco Foam Products, Co.; Dow Chemical U.S.A.; UC Industries; or approved equal.

5  
6 Thickness: ½" and 1" as needed to achieve required protection.

7  
8 Rigid Insulation for use in horizontal application: Fesco Board

9  
10 Fiberglass Insulation: Provide unfaced fiberglass insulation for stuffing into voids and gaps in protection to provide air  
11 seal at gaps, edges and openings passing to occupied areas of the building.

12  
13 Fasteners: Provide size and type appropriate for installation. Where exposed to weather or high relative humidity,  
14 provide fasteners either with hot-dip zinc coating per ASTM A153 or AISI Type 304, stainless steel.

15  
16 Nails, wire, brads and staples: FS-FFN-105.

17  
18 Wood Screws: ANSI B18.6.1.

19  
20 Lag Bolts: ANSI B18.2.1.

21  
22 Bolts: ASTM A307, Grade A.

23  
24 Nuts and Washers: ASTM A563.

25  
26  
27  
28 **PART 3 - EXECUTION**

29  
30 **GENERAL**

31 Discard lumber with defects which might impair quality of work, and pieces which are too small to use in fabricating  
32 work with minimum number of joints.

33  
34 Set carpentry work to required levels and lines, with members plumb and true to line cut and fitted.

35  
36 All wood framing and covering shall be kept from contacting existing finished surfaces with minimum ½" molded  
37 polystyrene board. DO NOT ATTACH OR ADHERE ANY TEMPORARY PROTECTION MATERIALS TO  
38 EXISTING FINISHED SURFACES.

39  
40 All thresholds, transoms, door frames and cornices at doors within the project area must be protected from damage.

41  
42 All marble floors, base, walls and partitions within the project area must be protected from damage.

43  
44 **PROTECTION**

45 All protection materials shall be new

46  
47 Furnish and install plywood barriers/protection as shown on the plans or as otherwise necessary to protect existing  
48 features.

49  
50 Erect and maintain partitions, closures, all planking, bracing, lights and barricades as required to protect adjoining  
51 construction.

52  
53 Fit carpentry to existing finishes and surfaces carefully but snugly. Scribe and cope as needed to produce accurate fit.  
54 Design partition assemblies; for example, blocking, grounds, bracing and attachments to avoid causing damage to  
55 existing surfaces and finishes.

1  
2 Doors and frames required in protection barriers and at temporary storage areas shall be hollow metal furnished by  
3 Section 08 11 13.

4  
5 Stud Walls and Barriers

6 Frame walls with minimum 2" x 4" wood studs at 16" spacing. Use double plates top and bottom. Heights as  
7 required on Drawings.

8 Cushion framing to walls, floors, ceilings and other surfaces requiring protection with rigid insulation. Build-up  
9 insulation in ½" layers until surfaces and projections are fully protected by minimum of ½" of insulation. Refer to  
10 details.

11  
12 Attach 5/8" minimum thickness plywood over wood studs with butt joints occurring at studs. Secure with wood  
13 screws or drywall screws at maximum of 12" o.c. all around. Joints shall occur over studs and be tight and neat.

14  
15 Do not assemble frames or attach plywood to frames with nails while materials are in contact with surfaces to be  
16 protected to avoid impact damage. Use only power-driven screws.

17  
18 Do not fasten protection to surfaces being protected. Provide 2 x 4 bracing at top of framing to adjacent or  
19 opposite framing at maximum of 6'-0" o.c. See Drawings. Maintain sufficient headroom under bracing to insure  
20 adequate working clearance and passage of materials during entire period of construction.

21  
22 Cleanly cut out and frame protection around corners and wall or door openings (where frames are remaining).

23  
24 Cut openings in protection where needed around light switches, elevator buttons, wall sconces and other items as  
25 noted on drawings. Maintain tight cushion behind openings with rigid insulation.

26  
27 Floors

28 Lay ½" thick Fesco Board loosely over entire floor surface with tightly butted joints. Cut to fit around floor  
29 perimeter at base. Turn up past top of base a minimum of 2".

30  
31 Lay 1" x 4" sleepers at 16" o.c. perpendicular to traffic flow.

32  
33 Lay 5/8" plywood deck on sleepers and secure with minimum 1 1/4", maximum 1 ½" wood or drywall screws at  
34 maximum 12" on center all around. Countersink screws to below plywood surface without penetrating through  
35 wood sleepers to finished floor. Use full sheets of plywood in center of traffic areas. Cut to fit at perimeter to  
36 hold insulation at base in place. Joints between sheets shall be tight and occur at sleepers.

37  
38 Signage

39 Provide construction warning signage in all public access locations. Include directions to or location of  
40 construction office and phone number to gain authorized access where deemed necessary.

41  
42 Signage Materials: Wood or plastic no less than 8" x 10" in size, professionally painted or produced.

43  
44 Apply to construction barriers or mount to free-standing wood stands. Do not apply or adhere signs to existing  
45 finished surfaces.

46  
47 Temporary Storage

48 Provide wood framed racks for storing doors and hardware in storage locations within project area.

49  
50 Provide wood framed racks for storing small pieces of marble in storage locations within project area.

51  
52 Construct of 2" x 4" wood studs, 5/8" plywood and other dimensional lumber as required.

53  
54 Construct to allow easy insertion and removal of doors without damage to doors.

55  
56 Countersink all exposed fasteners.

1  
2  
3  
4  
5  
6  
7  
8  
9  
10  
11  
12  
13  
14  
15  
16

**CLEANUP AND REPAIR**

Lead Contractor Shall:

Clean areas where protection work is being performed on a daily basis and as work progresses to minimize dust and keep property clean and free from accumulation of rubbish and leftover materials.  
Remove leftover materials, excess debris, etc., resulting from protection work, from site as it accumulates. Do not store or permit debris to accumulate on-site. If Contractor fails to remove excess debris promptly, Architect reserves right to have debris removed at Contractor's expense.

Repair of Finish Work: Wherever any material, finish, or equipment, is damaged, the repair or replacement shall be accomplished by the trade skilled in that particular work, performed at Owner's approval of remedial procedures, and the cost shall be charged to the party responsible for the damage.

**END OF SECTION 06 10 00**  
\*\*\*



1 and with joint substrates under conditions of service and application, as demonstrated by sealant manufacturer based  
2 on testing and field experience.

3  
4 Sealants shall be non-staining and non-tack type.

5  
6 Colors: Provide color of exposed joint sealers indicated or, if not otherwise indicated, as selected by Architect from  
7 manufacturer's standard colors.

#### 8 9 **INTERIOR SEALANTS**

10 Sealant Standard: Provide premium grade, high performance, moisture cured, one component, polyurethane base,  
11 non-sag sealant suitable for horizontal and vertical applications which complies with ASTM C 920 requirements,  
12 Type s, Grade NS, Class 25.

13  
14 Subject to compliance with requirements, provide product by one of the following unless noted otherwise:

15  
16 "Vulkem 116"; Mameco International, Inc.

17 "Sikaflex-1a"; Sika Corp.

18 "Dymonic"; Tremco Co.

#### 19 20 **ACCESSORIES**

21 General: Provide sealant backings of material and type which are non-staining, and compatible with joint  
22 substrates, sealants, primers and other joint fillers and are approved for applications indicated by sealant  
23 manufacturer based on field experience and laboratory testing.

24  
25 Plastic Foam Joint Fillers: Preformed, compressible, resilient, nonwaxing, nonextruding strips of flexible,  
26 nongassing, closed-cell plastic foam nonabsorbent to water and gas. Manufacturer's recommended size, shape and  
27 density to control sealant depth and otherwise contribute to producing optimum sealant performance. Rod shall be at  
28 least one-third (1/3) larger diameter than width of joint.

29  
30 Dow: "Ethafoam"

31 Williams: "Expand-O-Foam"

32 Bond-Breaker Tape: Polyethylene tape or other plastic tape as recommended by sealant manufacturer for  
33 preventing sealant from adhering to rigid, inflexible joint filler materials or joint surfaces at back of joint where  
34 such adhesion would result in sealant failure. Provide self-adhesive tape where applicable.

35  
36 Primer: Provide colorless type made or recommended by sealant manufacturer where required for adhesion of  
37 sealant to joint substrates indicated.

38  
39 Cleaners for Nonporous Surfaces: Provide non-staining, chemical cleaners of type which are acceptable to  
40 manufacturers of sealants and sealant backing materials, which are not harmful to substrates and adjacent nonporous  
41 materials, and which do not leave oily residues or otherwise have a detrimental effect on sealant adhesion or  
42 in-service performance.

43  
44 Masking Tape: Provide non-staining, nonabsorbent type compatible with joint sealants and to surfaces adjacent to  
45 joints.

46  
47 Joint Fillers for Concrete Surfaces: Self-Expanding Cork of preformed strips complying with ASTM D 1752 for  
48 Type III.

### 49 50 51 52 **PART 3 - EXECUTION**

#### 53 54 **EXAMINATION**

55 Examine the areas and conditions under which work of this Section will be performed for compliance with  
56 requirements for joint configuration, installation tolerances or other conditions affecting joint performance. Notify  
57 **JOINT SEALERS**

07 90 00-2

1 Architect immediately of conditions detrimental to timely and proper completion of the work. Do not proceed with  
2 installation of sealant until unsatisfactory conditions have been corrected.

#### 3 4 **PREPARATION**

5 Surface Cleaning of Joints: Clean out joints immediately before installing joint sealers to comply with  
6 recommendations of joint sealer manufacturers and the following requirements:

7  
8 Remove all foreign material from joint substrates which could interfere with adhesion of sealants including  
9 existing sealant at wood windows and stone sills and opening jambs; dust; paint; oil grease; waterproofing  
10 and repellants; water; surface dirt.

11  
12 Clean concrete, masonry, unglazed surfaces of ceramic tile and similar porous joint substrate surfaces to  
13 produce a clean, sound substrate capable of developing optimum bond with joint sealers.

14  
15 Remove loose particles remaining from above cleaning operations by vacuuming or blowing out joints  
16 with oil-free compressed air.

17  
18 Clean metal, glass, porcelain enamel, glazed surfaces of ceramic tile; and other nonporous surfaces by  
19 chemical cleaners or other means which are not harmful to substrates or leave residues capable of  
20 interfering with adhesion of joint sealers.

21  
22 Joint Priming: Prime joint substrates where indicated or where recommended by joint sealer manufacturer based on  
23 preconstruction joint sealer-substrate tests or prior experience. Apply primer to comply with joint sealer  
24 manufacturer's recommendations. Confine primers to areas of joint sealer bond, do not allow spillage or migration  
25 onto adjoining surfaces.

26  
27 Masking Tape: Use masking tape where required to prevent contact of sealant with adjoining surfaces which  
28 otherwise would be permanently stained or damaged by such contact or by cleaning methods required to remove  
29 sealant smears. Remove tape immediately after tooling without disturbing joint seal.

#### 30 **INSTALLATION**

31 General: Comply with joint sealer manufacturers' printed installation instructions applicable to products and  
32 applications indicated, except where more stringent requirements apply.

33  
34 Prime all surfaces prior to application of sealants. Allow proper drying period.

35  
36 Installation of Sealant Backings: Install sealant backings to comply with the following requirements:

37  
38 Install joint fillers of type indicated to provide support of sealants during application and at position  
39 required to produce the cross-sectional shapes and depths of installed sealants relative to joint widths  
40 which allow optimum sealant movement capability.

41  
42 Do not leave gaps between ends of joint fillers

43  
44 Do not stretch, twist, puncture, or tear joint fillers

45  
46 Remove absorbent joint fillers which have become wet prior to sealant application and replace  
47 with dry material.

48  
49 Install bond breaker tape between sealants and joint fillers, compression seals, or back of joints where  
50 adhesion of sealant to surfaces at back of joints would result in sealant failure.

51  
52 Installation of Sealants:

53 Install sealants by proven techniques that result in sealants directly contacting and fully wetting joint  
54 substrates, completely filling recesses provided for each joint configuration, and providing uniform,  
55 cross-sectional shapes and depths relative to joint widths which allow optimum sealant movement  
56 capability.



1  
2 Apply sealants with gun having proper nozzle size  
3

4 Depth of sealant at center of cross-section shall be uniform and of approximately 1/2 (no less than 1/3) the  
5 width of the joint up a maximum depth of 3/8 inch. Depth at bond interface shall be uniform and with a  
6 depth of no less than equal to the joint width.  
7

8 Tooling of Sealants:

9 Immediately after sealant application and prior to time skinning or curing begins, tool sealants to form  
10 smooth, uniform beads of configuration indicated, to eliminate air pockets, and to ensure contact and  
11 adhesion of sealant with sides of joint.  
12

13 Remove excess sealants from surfaces adjacent to joint. Do not use tooling agents which discolor sealants  
14 or adjacent surfaces or are not approved by sealant manufacturer.  
15

16 Provide concave joint configuration per Figure 6A in ASTM C 962, unless otherwise indicated. Use  
17 masking tape to protect adjacent surfaces of recessed tooled joints.  
18

19 Finished joints shall be neatly pointed and finished with a beading tool. All excess materials shall be  
20 removed and surface left neat, smooth and clean.  
21

22 **CLEANING AND PROTECTION**

23 Clean off excess sealants or sealant smears adjacent to joints as work progresses by methods and with cleaning  
24 materials approved by manufacturers of joint sealers and of products in which joints occur.  
25

26 Protect joint sealers during and after curing period from contact with contaminating substances or from damage  
27 resulting from construction operations or other causes so that they are without deterioration or damage at time of  
28 Substantial Completion. If, despite such protection, damage or deterioration occurs, cut out and remove damaged or  
29 deteriorated joint sealers immediately and reseal joints with new materials to produce joint sealer installations with  
30 repaired areas indistinguishable from original work.  
31

32 Adjacent surfaces shall be clean and free of stains.  
33  
34

35 **END OF SECTION**

36 **07 90 00**

37 \*\*\*  
38

1 SECTION 09 29 00

2 GYPSUM BOARD

3 PART 1 - GENERAL

4 1.1 RELATED DOCUMENTS

5 A. Drawings and general provisions of the Contract, including General and Supplementary Conditions and  
6 Division 01 Specification Sections, apply to this Section.

7 1.2 SUMMARY

8 A. Section Includes:

- 9 1. Interior gypsum board.  
10 2. Tile backing panels.  
11 3. Texture finishes.

12 B. Related Requirements:

- 13 1. Section 09 22 16 "Non-Structural Metal Framing" for non-structural framing that support gypsum  
14 board panels.  
15 2. Section 09 30 13 "Ceramic Tiling" for cementitious backer units installed as substrates for ceramic  
16 tile.

17 1.3 ACTION SUBMITTALS

18 A. Product Data: For each type of product.

19 1.4 QUALITY ASSURANCE

20 A. Mockups: Before beginning gypsum board installation, install mockups of at least 100 sq. ft. (9 sq. m) in  
21 surface area to demonstrate aesthetic effects and set quality standards for materials and execution.

22 1. Install mockups for the following:

- 23 a. Each level of gypsum board finish indicated for use in exposed locations.  
24 b. Each texture finish indicated.

25 2. Apply or install final decoration indicated, including painting, on exposed surfaces for review of  
26 mockups.

27 3. Simulate finished lighting conditions for review of mockups.

28 4. Subject to compliance with requirements, approved mockups may become part of the completed  
29 Work if undisturbed at time of Substantial Completion.

1 1.5 DELIVERY, STORAGE AND HANDLING

2 A. Store materials inside under cover and keep them dry and protected against weather, condensation, direct  
3 sunlight, construction traffic, and other potential causes of damage. Stack panels flat and supported on  
4 risers on a flat platform to prevent sagging.

5 1.6 FIELD CONDITIONS

6 A. Environmental Limitations: Comply with ASTM C 840 requirements or gypsum board manufacturer's  
7 written recommendations, whichever are more stringent.

8 B. Do not install paper-faced gypsum panels until installation areas are enclosed and conditioned.

9 C. Do not install panels that are wet, those that are moisture damaged, and those that are mold damaged.

10 1. Indications that panels are wet or moisture damaged include, but are not limited to, discoloration,  
11 sagging, or irregular shape.

12 2. Indications that panels are mold damaged include, but are not limited to, fuzzy or splotchy surface  
13 contamination and discoloration.

14 PART 2 - PRODUCTS

15 2.1 PERFORMANCE REQUIREMENTS

16 A. Fire-Resistance-Rated Assemblies: For fire-resistance-rated assemblies, provide materials and  
17 construction identical to those tested in assembly indicated according to ASTM E 119 by an independent  
18 testing agency.

19 B. STC-Rated Assemblies: For STC-rated assemblies, provide materials and construction identical to those  
20 tested in assembly indicated according to ASTM E 90 and classified according to ASTM E 413 by an  
21 independent testing agency.

22 C. Low-Emitting Materials: For ceiling and wall assemblies, provide materials and construction identical to  
23 those tested in assembly and complying with the testing and product requirements of the California  
24 Department of Health Services' "Standard Practice for the Testing of Volatile Organic Emissions from  
25 Various Sources Using Small-Scale Environmental Chambers."

26 2.2 GYPSUM BOARD, GENERAL

27 A. Recycled Content of Gypsum Panel Products: Postconsumer recycled content plus one-half of  
28 preconsumer recycled content not less than 5 percent.

29 B. Size: Provide maximum lengths and widths available that will minimize joints in each area and that  
30 correspond with support system indicated.

31 2.3 INTERIOR GYPSUM BOARD

32 A. Manufacturers: Subject to compliance with requirements, provide products by the following :

33 1. American Gypsum.

- 1           2.    CertainTeed Corp.
- 2           3.    Georgia-Pacific Gypsum LLC.
- 3           4.    USG Corporation.
  
- 4           B.    Gypsum Wallboard: ASTM C 1396/C 1396M.
- 5           1.    Thickness: 1/2 inch (12.7 mm).
- 6           C.    Gypsum Board, Type X: ASTM C 1396/C 1396M.
- 7           1.    Thickness: 5/8 inch (15.9 mm).
- 8           D.    Flexible Gypsum Board: ASTM C 1396/C 1396M. Manufactured to bend to fit radii and to be more
- 9           flexible than standard regular-type gypsum board of same thickness.
- 10          1.    Thickness: 1/4 inch (6.4 mm).
- 11          2.    Long Edges: Tapered.
  
- 12    2.4    JOINT TREATMENT MATERIALS
- 13          A.    General: Comply with ASTM C 475/C 475M.
- 14          B.    Joint Tape:
- 15           1.    Interior Gypsum Board: Paper.
- 16           2.    Tile Backing Panels: As recommended by panel manufacturer.
- 17          C.    Joint Compound for Interior Gypsum Board: For each coat use formulation that is compatible with other
- 18           compounds applied on previous or for successive coats.
- 19           1.    Prefilling: At open joints and damaged surface areas, use setting-type taping compound.
- 20           2.    Embedding and First Coat: For embedding tape and first coat on joints, fasteners, and trim flanges,
- 21           use setting-type taping compound.
- 22           a.    Use setting-type compound for installing paper-faced metal trim accessories.
- 23           3.    Fill Coat: For second coat, use setting-type, sandable topping compound.
- 24           4.    Finish Coat: For third coat, use setting-type, sandable topping compound.
- 25           5.    Skim Coat: For final coat of Level 5 finish, use setting-type, sandable topping compound.
- 26          D.    Joint Compound for Tile Backing Panels:
- 27           1.    Glass-Mat, Water-Resistant Backing Panel: As recommended by backing panel manufacturer.
- 28           2.    Cementitious Backer Units: As recommended by backer unit manufacturer.
- 29           3.    Water-Resistant Gypsum Backing Board: Use setting-type taping compound and setting-type,
- 30           sandable topping compound.
  
- 31    2.5    AUXILIARY MATERIALS
- 32          A.    General: Provide auxiliary materials that comply with referenced installation standards and
- 33           manufacturer's written recommendations.

- 1 B. Laminating Adhesive: Adhesive or joint compound recommended for directly adhering gypsum panels to  
2 continuous substrate.
- 3 1. Laminating adhesive shall have a VOC content of 50 g/L or less when calculated according to  
4 40 CFR 59, Subpart D (EPA Method 24).
- 5 2. Laminating adhesive shall comply with the testing and product requirements of the California  
6 Department of Health Services' "Standard Practice for the Testing of Volatile Organic Emissions  
7 from Various Sources Using Small-Scale Environmental Chambers."
- 8 C. Steel Drill Screws: ASTM C 1002, unless otherwise indicated.
- 9 1. Use screws complying with ASTM C 954 for fastening panels to steel members from 0.033 to  
10 0.112 inch (0.84 to 2.84 mm) thick.
- 11 2. For fastening cementitious backer units, use screws of type and size recommended by panel  
12 manufacturer.
- 13 D. Sound Attenuation Blankets: ASTM C 665, Type I (blankets without membrane facing) produced by  
14 combining thermosetting resins with mineral fibers manufactured from glass, slag wool, or rock wool.
- 15 1. Fire-Resistance-Rated Assemblies: Comply with mineral-fiber requirements of assembly.
- 16 2. Recycled Content of Blankets: Postconsumer recycled content plus one-half of preconsumer  
17 recycled content not less than 5 percent.

18 2.6 TEXTURE FINISHES

- 19 A. Primer: As recommended by textured finish manufacturer.
- 20 B. Polystyrene Aggregate Ceiling Finish: Water-based, job-mixed, polystyrene aggregate finish with flame-  
21 spread and smoke-developed indexes of not more than 25 when tested according to ASTM E 84.
- 22 1. Products: Subject to compliance with requirements, provide one of the following:
- 23 a. Georgia-Pacific Gypsum LLC; ToughRock Ceiling Textures/Polystyrene.
- 24 b. National Gypsum Company; ProForm Perfect Spray.
- 25 c. USG Corporation; SHEETROCK Ceiling Spray Texture, QT.
- 26 2. Texture: MATCH EXISTING TEXTURE.

27 PART 3 - EXECUTION

28 3.1 EXAMINATION

- 29 A. Examine areas and substrates including welded hollow-metal frames and framing, with Installer present,  
30 for compliance with requirements and other conditions affecting performance.
- 31 B. Examine panels before installation. Reject panels that are wet, moisture damaged, and mold damaged.
- 32 C. Proceed with installation only after unsatisfactory conditions have been corrected.

- 1 3.2 APPLYING AND FINISHING PANELS, GENERAL
- 2 A. Comply with ASTM C 840.
- 3 B. Install ceiling panels across framing to minimize the number of abutting end joints and to avoid abutting  
4 end joints in central area of each ceiling. Stagger abutting end joints of adjacent panels not less than one  
5 framing member.
- 6 C. Install panels with face side out. Butt panels together for a light contact at edges and ends with not more  
7 than 1/16 inch (1.5 mm) of open space between panels. Do not force into place.
- 8 D. Locate edge and end joints over supports, except in ceiling applications where intermediate supports or  
9 gypsum board back-blocking is provided behind end joints. Do not place tapered edges against cut edges  
10 or ends. Stagger vertical joints on opposite sides of partitions. Do not make joints other than control joints  
11 at corners of framed openings.
- 12 E. Form control and expansion joints with space between edges of adjoining gypsum panels.
- 13 F. Cover both faces of support framing with gypsum panels in concealed spaces (above ceilings, etc.),  
14 except in chases braced internally.
- 15 G. Isolate perimeter of gypsum board applied to non-load-bearing partitions at structural abutments, except  
16 floors. Provide 1/4- to 1/2-inch- (6.4- to 12.7-mm-) wide spaces at these locations and trim edges with  
17 edge trim where edges of panels are exposed. Seal joints between edges and abutting structural surfaces  
18 with acoustical sealant.
- 19 H. Attachment to Steel Framing: Attach panels so leading edge or end of each panel is attached to open  
20 (unsupported) edges of stud flanges first.
- 21 I. STC-Rated Assemblies: Seal construction at perimeters, behind control joints, and at openings and  
22 penetrations with a continuous bead of acoustical sealant. Install acoustical sealant at both faces of  
23 partitions at perimeters and through penetrations. Comply with ASTM C 919 and with manufacturer's  
24 written recommendations for locating edge trim and closing off sound-flanking paths around or through  
25 assemblies, including sealing partitions above acoustical ceilings.
- 26 J. Install sound attenuation blankets before installing gypsum panels unless blankets are readily installed  
27 after panels have been installed on one side.
- 28 3.3 APPLYING INTERIOR GYPSUM BOARD
- 29 A. Install interior gypsum board where required to replace existing, to new frame construction indicated on  
30 the Drawings.
- 31 B. Single-Layer Application:
- 32 1. On ceilings, apply gypsum panels before wall/partition board application to greatest extent  
33 possible and at right angles to framing unless otherwise indicated.
- 34 2. On partitions/walls, apply gypsum panels to match existing unless otherwise indicated or required  
35 by fire-resistance-rated assembly, and minimize end joints.
- 36 a. Stagger abutting end joints not less than one framing member in alternate courses of  
37 panels.
- 38 b. At stairwells and other high walls, install panels horizontally unless otherwise indicated or  
39 required by fire-resistance-rated assembly.

- 1 3. On Z-furring members, apply gypsum panels vertically (parallel to framing) with no end joints.  
2 Locate edge joints over furring members.  
3 4. Fastening Methods: Apply gypsum panels to supports with steel drill screws.
- 4 C. Curved Surfaces:
- 5 1. Install panels horizontally (perpendicular to supports) and unbroken, to extent possible, across  
6 curved surface plus 12-inch- (300-mm-) long straight sections at ends of curves and tangent to  
7 them.  
8 2. For double-layer construction, fasten base layer to studs with screws 16 inches (400 mm) o.c.  
9 Center gypsum board face layer over joints in base layer, and fasten to studs with screws spaced  
10 12 inches (300 mm) o.c.
- 11 3.4 APPLYING TILE BACKING PANELS
- 12 A. Cementitious Backer Units: ANSI A108.11, where required to replace existing.
- 13 B. Where tile backing panels abut other types of panels in same plane, shim surfaces to produce a uniform  
14 plane across panel surfaces.
- 15 3.5 INSTALLING TRIM ACCESSORIES
- 16 A. General: For trim with back flanges intended for fasteners, attach to framing with same fasteners used for  
17 panels. Otherwise, attach trim according to manufacturer's written instructions.
- 18 B. Control Joints: Install control joints according to ASTM C 840 and in specific locations approved by  
19 Architect for visual effect.
- 20 C. Interior Trim: Install in the following locations:
- 21 1. Cornerbead: Use at outside corners.  
22 2. Curved-Edge Cornerbead: Use at curved openings.
- 23 3.6 FINISHING GYPSUM BOARD
- 24 A. General: Treat gypsum board joints, interior angles, edge trim, control joints, penetrations, fastener heads,  
25 surface defects, and elsewhere as required to prepare gypsum board surfaces for decoration. Promptly  
26 remove residual joint compound from adjacent surfaces.
- 27 B. Prefill open joints, rounded or beveled edges, and damaged surface areas.
- 28 C. Apply joint tape over gypsum board joints, except for trim products specifically indicated as not intended  
29 to receive tape.
- 30 3.7 APPLYING TEXTURE FINISHES
- 31 A. Surface Preparation and Primer: Prepare and apply primer to gypsum panels and other surfaces receiving  
32 texture finishes. Apply primer to surfaces that are clean, dry, and smooth.

1 B. Texture Finish Application: Mix and apply finish using powered spray equipment, to produce a uniform  
2 texture matching approved mockup and free of starved spots or other evidence of thin application or of  
3 application patterns.

4 C. Prevent texture finishes from coming into contact with surfaces not indicated to receive texture finish by  
5 covering them with masking agents, polyethylene film, or other means. If, despite these precautions,  
6 texture finishes contact these surfaces, immediately remove droppings and overspray to prevent damage  
7 according to texture-finish manufacturer's written recommendations.

8 3.8 PROTECTION

9 A. Protect adjacent surfaces from drywall compound and promptly remove from floors and other non-  
10 drywall surfaces. Repair surfaces stained, marred, or otherwise damaged during drywall application.

11 B. Protect installed products from damage from weather, condensation, direct sunlight, construction, and  
12 other causes during remainder of the construction period.

13 C. Remove and replace panels that are wet, moisture damaged, and mold damaged.

14 1. Indications that panels are wet or moisture damaged include, but are not limited to, discoloration,  
15 sagging, or irregular shape.

16 2. Indications that panels are mold damaged include, but are not limited to, fuzzy or splotchy surface  
17 contamination and discoloration.

18 END OF SECTION 09 29 00

19 \*\*\*



SECTION 09 65 13

RESILIENT BASE AND ACCESSORIES

PART 1 - GENERAL

1.1 SUMMARY

- A. Section Includes:
  - 1. Resilient base.
  - 2. Resilient molding accessories.

1.2 ACTION SUBMITTALS

- A. Product Data: For each type of product.
- B. LEED Submittals:
  - 1. Product Data for Credit IEQ 4.1: For adhesives, documentation including printed statement of VOC content.
  - 2. Laboratory Test Reports for Credit IEQ 4.1: For adhesives, documentation indicating that products comply with the testing and product requirements of the California Department of Public Health's "Standard Method for the Testing and Evaluation of Volatile Organic Chemical Emissions from Indoor Sources Using Environmental Chambers."
  - 3. Product Data for Credit IEQ 4.3: For adhesives, documentation including printed statement of VOC content.
  - 4. Product Data for Credit IEQ 4.3: For resilient stair accessories, documentation from an independent testing agency indicating compliance with the FloorScore standard.
  - 5. Laboratory Test Reports for Credit IEQ 4.3: For resilient stair accessories, documentation indicating that products comply with the testing and product requirements of the California Department of Public Health's "Standard Method for the Testing and Evaluation of Volatile Organic Chemical Emissions from Indoor Sources Using Environmental Chambers."
- C. Samples: For each exposed product and for each color and texture specified, not less than 12 inches (300 mm) long.

PART 2 - PRODUCTS

2.1 PERFORMANCE REQUIREMENTS

- A. FloorScore Compliance: Resilient base shall comply with requirements of FloorScore certification.

- B. Low-Emitting Materials: Flooring system shall comply with the testing and product requirements of the California Department of Public Health's "Standard Method for the Testing and Evaluation of Volatile Organic Chemical Emissions from Indoor Sources Using Environmental Chambers."

## 2.2 THERMOPLASTIC-RUBBER BASE

- A. Manufacturers: Subject to compliance with requirements, provide products by one of the following:
  - 1. Johnsonite; A Tarkett Company.
  - 2. Mondo Rubber International, Inc.
  - 3. Nora Systems, Inc.
  - 4. Roppe Corporation, USA.
- B. Product Standard: ASTM F 1861, Type TP (rubber, thermoplastic).
  - 1. Group: I (solid, homogeneous).
  - 2. Style and Location: Straight.
- C. Thickness: 0.125 inch (3.2 mm).
- D. Height: 4 inches (102 mm).
- E. Lengths: Cut lengths 48 inches (1219 mm) long or coils in manufacturer's standard length.
- F. Outside Corners: Job formed.
- G. Inside Corners: Job formed.
- H. Colors: Johnsonite color, 15-Cabernet.

## 2.3 RUBBER MOLDING ACCESSORY

- 1. Manufacturers: Provide products by the same manufacturer as rubber base.
- B. Description: Rubber cap for cove carpet, cap for cove resilient flooring, carpet edge for glue-down applications, reducer strip for resilient flooring.
- C. Profile and Dimensions: As indicated on drawings.
- D. Locations: Document existing and match.
- E. Colors and Patterns: Match base color.

## 2.4 INSTALLATION MATERIALS

- A. Trowelable Leveling and Patching Compounds: Latex-modified, portland cement based or blended hydraulic-cement-based formulation provided or approved by resilient-product manufacturer for applications indicated.

- B. Adhesives: Water-resistant type recommended by resilient-product manufacturer for resilient products and substrate conditions indicated.
  - 1. Adhesives shall have a VOC content of 50 g/L or less.
  - 2. Adhesives shall comply with the testing and product requirements of the California Department of Public Health's "Standard Method for the Testing and Evaluation of Volatile Organic Chemical Emissions from Indoor Sources Using Environmental Chambers."
- C. Stair-Tread Nose Filler: Two-part epoxy compound recommended by resilient stair-tread manufacturer to fill nosing substrates that do not conform to tread contours.
- D. Floor Polish: Provide protective, liquid floor-polish products recommended by resilient stair-tread manufacturer.

### PART 3 - EXECUTION

#### 3.1 PREPARATION

- A. Prepare substrates according to manufacturer's written instructions to ensure adhesion of resilient products.
- B. Concrete Substrates for Resilient Stair Accessories: Prepare horizontal surfaces according to ASTM F 710.
  - 1. Verify that substrates are dry and free of curing compounds, sealers, and hardeners.
  - 2. Remove substrate coatings and other substances that are incompatible with adhesives and that contain soap, wax, oil, or silicone, using mechanical methods recommended by manufacturer. Do not use solvents.
  - 3. Alkalinity and Adhesion Testing: Perform tests recommended by manufacturer. Proceed with installation only after substrate alkalinity falls within range on pH scale recommended by manufacturer in writing, but not less than 5 or more than 9 pH.
  - 4. Moisture Testing: Proceed with installation only after substrates pass testing according to manufacturer's written recommendations, but not less stringent than the following:
    - a. Perform anhydrous calcium chloride test according to ASTM F 1869. Proceed with installation only after substrates have maximum moisture-vapor-emission rate of 3 lb of water/1000 sq. ft. (1.36 kg of water/92.9 sq. m) in 24 hours.
    - b. Perform relative humidity test using in situ probes according to ASTM F 2170. Proceed with installation only after substrates have maximum 75 percent relative humidity level.
- C. Fill cracks, holes, and depressions in substrates with trowelable leveling and patching compound; remove bumps and ridges to produce a uniform and smooth substrate.
- D. Do not install resilient products until they are the same temperature as the space where they are to be installed.

- E. Immediately before installation, sweep and vacuum clean substrates to be covered by resilient products.

### 3.2 RESILIENT BASE INSTALLATION

- A. Comply with manufacturer's written instructions for installing resilient base.
- B. Apply resilient base to walls, columns, pilasters, casework and cabinets in toe spaces, and other permanent fixtures in rooms and areas where base is required.
- C. Install resilient base in lengths as long as practical without gaps at seams and with tops of adjacent pieces aligned.
- D. Tightly adhere resilient base to substrate throughout length of each piece, with base in continuous contact with horizontal and vertical substrates.
- E. Do not stretch resilient base during installation.
- F. On masonry surfaces or other similar irregular substrates, fill voids along top edge of resilient base with manufacturer's recommended adhesive filler material.
- G. Preformed Corners: Install preformed corners before installing straight pieces.
- H. Job-Formed Corners:
  - 1. Outside Corners: Use straight pieces of maximum lengths possible and form with returns not less than 6 inches in length.
    - a. Form without producing discoloration (whitening) at bends.
  - 2. Inside Corners: Use straight pieces of maximum lengths possible and form with returns not less than 3 inches in length.
    - a. Miter corners to minimize open joints.
  - 3. Stairs: Miter base running continuous at stairs to match existing details.

### 3.3 RESILIENT ACCESSORY INSTALLATION

- A. Comply with manufacturer's written instructions for installing resilient accessories.
- B. Resilient Molding Accessories: Butt to adjacent materials and tightly adhere to substrates throughout length of each piece. Install reducer strips at edges of floor covering that would otherwise be exposed.

### 3.4 CLEANING AND PROTECTION

- A. Comply with manufacturer's written instructions for cleaning and protecting resilient products.

- B. Floor Polish: Remove soil, visible adhesive, and surface blemishes from resilient stair treads before applying liquid floor polish.
  - 1. Apply one coat.
- C. Cover resilient products subject to wear and foot traffic until Substantial Completion.

END OF SECTION 09 65 13

1 SECTION 09 90 00

2 PAINTING

3  
4 PART 1 - GENERAL

5  
6 SCOPE

7 The work under this section shall consist of providing all work, materials, labor, equipment and supervision  
8 necessary to provide surface preparation, painting and finishing of new and existing textured gypsum board walls  
9 and ceilings, metal doors and frames, painted surfaces and such features as required in these specifications and on  
10 the drawings.

11  
12 DEFINITIONS

13 "Paint" includes opaque coating materials, primers, emulsions, enamels, stains, fillers, and other applied materials  
14 whether used as prime, intermediate, or finish coats.

15  
16 QUALITY ASSURANCE

17 Single-Source Responsibility: Provide primers and undercoat paint produced by the same manufacturer as the finish  
18 coats.

19  
20 Coordination of Work: Review other sections in which primers are provided to ensure compatibility of the total  
21 systems for various substrates.

22  
23 Material Quality: Provide the named manufacturer's best quality trade sale paint material of the various coating  
24 types specified. Paint material containers not displaying manufacturer's product identification will not be  
25 acceptable.

26  
27 Company Qualifications for Paint Installation:

28 Only companies experienced in all aspects of paint work shall be considered qualified to perform work under this  
29 Section. The company shall have successfully completed work similar in material, design, and extent to that  
30 indicated for this project and shall submit a written account of successful in-service performance.

31  
32 Field Supervision Qualifications for Paint Installation:

33 Painting Company shall ensure that an experienced full-time supervisor is on the Project site at all times when  
34 painting is in progress. A single individual shall be responsible for supervising the painting throughout the duration  
35 of the Project. Refer to Submittals in this Section for additional submittal information.

36  
37 Worker Qualifications for Paint Installation:

38 All painters, from the president of the company to the newest employee, must pledge to perform all work with the  
39 utmost respect for the building and its occupants. Painters for all work of this Section must be skilled craftsmen  
40 having a minimum of 10 years proven/written experience in this trade. Furnish written verification of experience for  
41 all workmen to Architect.

42  
43 SUBMITTALS

44 Product Data: Manufacturer's technical information, label analysis, and application instructions for each material  
45 proposed for use.

46  
47 List each material and cross-reference the specific coating and finish system and application. Identify each  
48 material by the manufacturer's catalog number and general classification.

49  
50 Provide information on characteristics of finish materials to ensure use of compatible materials.

51  
52 Samples for color selection in the form of manufacturer's color charts to match Existing Paint Colors.

53  
54 Qualification Data for Painting Company:

55 The company must submit written documentation of at least 10 individual projects completed in the last 15 years for

1 which they have been the primary painter. Work must be performed by a contractor with 15 years' documented  
2 successful experience in comparable painting projects in size, age and material and who employs personnel skilled  
3 in painting.  
4

#### 5 **DELIVERY, STORAGE, AND HANDLING**

6 Deliver materials to the job site in the manufacturer's original, unopened packages and containers bearing  
7 manufacturer's name and label and the following information:  
8

- 9 Product name or title of material
- 10 Product description (generic classification or binder type)
- 11 Federal Specification number, if applicable
- 12 Manufacturer's stock number and date of manufacture
- 13 Contents by volume, for pigment and vehicle constituents
- 14 Thinning instructions
- 15 Application instructions
- 16 Color name and number

17  
18 Store materials, not in use, in tightly covered containers in a well-ventilated area at a minimum ambient temperature  
19 of 45°F (7°C). Maintain containers used in storage in a clean condition, free of foreign materials and residue.  
20

21 Protect materials from freezing. Keep storage area neat and orderly. Remove oily rags and waste from site daily.  
22 Take necessary measures to ensure that workers and work areas are protected from fire and health hazards resulting  
23 from handling, mixing, and application.  
24

#### 25 **JOB CONDITIONS**

26 Apply water-based paints only when the temperature of surfaces to be painted and surrounding air temperatures are  
27 between 50°F and 90°F.  
28

29 Apply solvent-thinned paints only when the temperature of surfaces to be painted and surrounding air temperatures  
30 are between 45°F and 95°F.

31 Do not apply paint when the relative humidity exceeds 85 percent, at temperatures less than 5°F above the dew  
32 point, or to damp or wet surfaces.  
33  
34

## 35 **PART 2 - PRODUCTS**

### 37 **MANUFACTURER**

38 Hallman Lindsay Paints  
39

### 40 **PRIMERS**

41 Interior Primer over New Wall & Ceiling: One coat Interior Alkyd Wall Primer  
42

43 Interior Primer over Existing Wall & Ceiling: One coat Interior Alkyd Wall Primer  
44

45 Interior Primer over Ferrous Metals (bare or painted): One coat Universal Primer S4751 at 3.0-4.0 mils DFT  
46

### 47 **INTERIOR FINISH PAINT MATERIAL**

48 Interior Paint over Primed Walls & Ceiling (New or Old): Two coats Satin Latex Enamel  
49

50 Interior Paint over Prime Coated Ferrous Metals: Two coats Alkyd Satin Enamel  
51  
52  
53  
54

## **PART 3 - EXECUTION**

1  
2 **EXAMINATION**

3 Examine substrates and conditions under which painting will be performed for compliance with requirements for  
4 application of paint. Do not begin paint application until unsatisfactory conditions have been corrected.  
5

6 Start of painting will be construed as the contractor's acceptance of and responsibility for surfaces and conditions  
7 within a particular area to produce acceptable painted surfaces.  
8

9 **PREPARATION**

10 General Procedures: Remove hardware and hardware accessories, plates, machined surfaces, lighting fixtures, and  
11 similar items in place that are not to be painted, or provide surface-applied protection prior to surface preparation  
12 and painting. Remove these items if necessary for complete painting of the items and adjacent surfaces. Following  
13 completion of painting operations in each space or area, have items reinstalled by workers skilled in the trades  
14 involved.  
15

16 Clean surfaces before applying paint or surface treatments. Remove oil and grease prior to cleaning.  
17

18 Coordinate with other trades when scheduling cleaning and painting so that dust and other contaminants  
19 from work of other trades and the cleaning process will not fall on wet, newly painted surfaces.  
20

21 Surface Preparation: Clean and prepare surfaces to be painted in accordance with the manufacturer's instructions for  
22 each particular substrate condition and as specified.  
23

24 Painter shall be responsible for minor repairs to plaster, fine cracks and hole fills required to achieve an  
25 acceptable painting surface. Start of painting in each room implies acceptance of surface. Notify Architect  
26 prior to start of work of conditions requiring greater effort than minor repair.  
27

28 All surfaces to be painted shall be primed. Notify Architect in writing of problems anticipated with using  
29 the specified finish-coat material with substrates primed by others.  
30

31 Paint Materials Preparation: Carefully mix and prepare paint materials in accordance with manufacturer's directions.  
32

33 Maintain containers used in mixing and application of paint in a clean condition, free of foreign materials  
34 and residue.  
35

36 Stir material before application to produce a mixture of uniform density; stir as required during application.  
37 Do not stir surface film into material. Remove film and, if necessary, strain material before using.  
38

39 Use only thinners approved by the paint manufacturer, and only within recommended limits.  
40

41 **APPLICATION**

42 General:

43 Apply paint in accordance with manufacturer's directions. Use brush and roller applicators and techniques  
44 best suited for substrate and type of material being applied. Technique shall be defined as the method in  
45 which the applicator is used. No pads are allowed.  
46

47 For roller use, use 3/8 inch knap cover for all paints  
48

49 Colors to match existing, shall be reviewed and approved by Architect  
50

51 The number of coats and film thickness required is the same regardless of the application method.  
52 Do not apply succeeding coats until the previous coat has cured as recommended by the manufacturer.  
53

54 Sand between applications where sanding is required to produce an even smooth surface in accordance  
55 with the manufacturer's directions and project requirements



1  
2 Apply additional coats of final paint until paint film is of uniform finish, color, and appearance. Give  
3 special attention to ensure that surfaces, including edges, corners, crevices, welds, and exposed fasteners,  
4 receive a dry film thickness equivalent to that of flat surfaces.  
5

6 The term "exposed surfaces" includes areas visible when permanent or built-in fixtures, convactor covers,  
7 covers for finned tube radiation, grilles, and similar components are in place. Extend coatings in these  
8 areas as required to maintain the system integrity and provide desired protection.  
9

10 Paint surfaces behind movable equipment and furniture same as similar exposed surfaces. Paint surfaces  
11 behind permanently fixed equipment or furniture with prime coat only before final installation of  
12 equipment.  
13

14 Paint back sides of access panels and removable or hinged covers to match exposed surfaces.  
15

16 Omit primer on metal surfaces that have been shop-primed and touch-up painted.  
17

18 Labels: Do not paint over Underwriter's Laboratories, Factory Mutual or other code-required labels or  
19 equipment name, identification, performance rating, or nomenclature plates.  
20

21 Scheduling Painting: Apply first coat to surfaces that have been cleaned, pretreated, or otherwise prepared for  
22 painting as soon as practicable after preparation and before subsequent surface deterioration.  
23

24 Allow sufficient time between successive coats to permit proper drying. Do not recoat until paint has dried  
25 to where it feels firm, and does not deform or feel sticky under moderate thumb pressure and where  
26 application of another coat of paint does not cause lifting or loss of adhesion of the undercoat.  
27

28 Minimum Coating Thickness: Apply materials at not less than the manufacturer's recommended spreading rate.  
29 Provide a total dry film thickness of the entire system as recommended by the manufacturer or noted herein.  
30

31 Prime Coats: Before application of finish coats, apply a prime coat of material as recommended by the manufacturer  
32 to material that is required to be painted or finished and has not been prime coated by others. Recoat primed and  
33 sealed surfaces where evidence of suction spots or unsealed areas in first coat appears, to assure a finish coat with  
34 no burn through or other defects due to insufficient sealing. Tinting of primers is not acceptable.  
35

36 Paint Finishes: Completely cover to provide an opaque, smooth surface of uniform finish, color, appearance, and  
37 coverage. Cloudiness, spotting, holidays, laps, brush marks, runs, sags, ropiness, burn through, inconsistent sheen,  
38 flashing or other surface imperfections will not be acceptable.  
39

40 Paint colors, surface treatments, and finishes are to match original existing work.  
41

42 Apply paint evenly with brush or roller as appropriate. Brush out corners and crevices to avoid build-up.  
43 Drips, streaks, runs, brush or roller marks and visible lines of stops and starts are not acceptable.  
44

45 Apply additional coats when undercoats, stains, or other conditions show through final coat of paint until  
46 paint film is of uniform finish, color, and appearance. Give special attention to ensure that surfaces,  
47 including edges, corners, crevices, welds, and exposed fasteners, receive a dry film thickness equivalent to  
48 that of flat surfaces.  
49

50 Completed Work: Match approved samples for color, texture, and coverage. Remove, refinish, or repaint work not  
51 in compliance with specified requirements.  
52

#### 53 54 **CLEANING**

55 Cleanup: At the end of each work day, remove empty cans, rags, rubbish, and other discarded paint materials from

1 the site.

2

3 Upon completion of painting, clean glass and paint-spattered surfaces. Remove spattered paint by washing and  
4 scraping, using care not to scratch or damage adjacent finished surfaces.

5

6 **PROTECTION**

7 Protect work of other trades, whether to be painted or not, against damage by painting. Correct damage by cleaning,  
8 repairing or replacing, and repainting, as acceptable to Architect.

9

10 Provide "wet paint" signs to protect newly painted finishes. Remove temporary protective wrappings provided by  
11 others for protection of their work after completion of painting operations.

12 Touch up and restore damaged or defaced painted surfaces at completion of other trades' activities and in  
13 compliance with final punch list by Architect.

14

15 **SCHEDULE**

16 Plaster: 3 coats (primer, two topcoats); total dry film thickness not less than 2.5 mils.

17

18 Ferrous Metal: 3 coats (primer, two topcoats); total dry film thickness not less than 2.5 mils.

19

20

21

**END OF SECTION**

22

**09 90 00**

23

\*\*\*

1 SECTION 12 32 13

2 WOOD-VENEER-FACED CASEWORK

3 PART 1 - GENERAL

4 1.1 RELATED DOCUMENTS

- 5 A. Drawings and general provisions of the Contract, including General and Supplementary Conditions and  
6 Division 01 Specification Sections, apply to this Section.

7 1.2 SUMMARY

- 8 A. Section includes built-in wood-veneer-faced casework and seating of custom design.

9 B. Related Requirements:

- 10 1. Section 06 10 00 "Rough Carpentry" for wood blocking for anchoring casework.  
11 2. Section 09 65 13 "Resilient Base and Accessories" for resilient base applied to wood-veneer-faced  
12 casework.  
13 3. Section 26 05 00 "Common Work Results for Electrical."

14 1.3 DEFINITIONS

- 15 A. Definitions in the AWI's, "Architectural Woodwork Standards" apply to the work of this Section.

- 16 B. MDF: Medium-density fiberboard.

- 17 C. Hardwood Plywood: A panel product composed of layers or plies of veneer, or of veneers in combination  
18 with lumber core, hardboard core, MDF core, or particleboard core, joined with adhesive and faced both  
19 front and back with hardwood veneers.

20 1.4 PREINSTALLATION MEETINGS

- 21 A. Preinstallation Conference: Conduct conference at Project site.

22 1.5 COORDINATION

- 23 A. Coordinate sizes and locations of framing, blocking, furring, reinforcements, and other related units of  
24 Work specified in other Sections to ensure that casework can be supported and installed as indicated.

25 1.6 SUBMITTALS

- 26 A. Product Data: For each type of product.

- 27 B. LEED Submittals:

- 1 1. Product Data for Credit MR 4: For products having recycled content, documentation indicating  
2 percentages by weight of postconsumer and preconsumer recycled content. Include statement  
3 indicating cost for each product having recycled content.
- 4 2. Product Certificates for Credit MR 5: For products and materials required to comply with  
5 requirements for regional materials, certificates indicating location of material manufacturer and  
6 point of extraction, harvest, or recovery for each raw material. Include statement indicating  
7 distance to Project, cost for each regional material, and fraction by weight that is considered  
8 regional.
- 9 3. Product Certificates for Credit MR 5: For products and materials required to comply with  
10 requirements for regionally manufactured materials. Include statement indicating cost for each  
11 regionally manufactured material.
- 12 a. Include statement indicating location of manufacturer and distance to Project for each  
13 regionally manufactured material.
- 14 b. Include statement indicating location of manufacturer and point of extraction, harvest, or  
15 recovery for each raw material used in regionally extracted and manufactured materials.  
16 Indicate distance to Project and fraction by weight of each regionally manufactured  
17 material that is regionally extracted.
- 18 4. Certificates for Credit MR 6: Chain-of-custody certificates indicating that products specified to be  
19 made from certified wood comply with forest certification and chain-of-custody requirements.  
20 Include statement indicating cost for each certified wood product.
- 21 5. Laboratory Test Reports for Credit IEQ 4.1: For adhesives, documentation indicating that products  
22 comply with the testing and product requirements of the California Department of Health Services'  
23 "Standard Practice for the Testing of Volatile Organic Emissions from Various Sources Using  
24 Small-Scale Environmental Chambers."
- 25 6. Product Data for Credit IEQ 4.4: For adhesives and composite wood products, documentation  
26 indicating that product contains no urea formaldehyde.
- 27 7. Laboratory Test Reports for Credit IEQ 4.4: For composite wood products, documentation  
28 indicating that products comply with the testing and product requirements of the California  
29 Department of Health Services' "Standard Practice for the Testing of Volatile Organic Emissions  
30 from Various Sources Using Small-Scale Environmental Chambers."
- 31 C. Shop Drawings: Include plans, elevations, sections, details, and attachments to other work. Show  
32 fabrication details, including types and locations of hardware. Show installation details, including field  
33 joints and filler panels. Indicate manufacturer's catalog numbers for casework.
- 34 D. Samples: For casework finishes.
- 35 E. Samples for Initial Selection: For casework finishes.
- 36 F. Samples for Verification: 8-by-10-inch (200-by-250-mm) Samples for each type of finish.
- 37 1.7 INFORMATIONAL SUBMITTALS
- 38 A. Qualification Data: For installer and manufacturer.
- 39 B. Quality Standard Compliance Certificates: AWI Quality Certification Program certificates.
- 40 1.8 MAINTENANCE MATERIAL SUBMITTALS
- 41 A. Furnish complete touchup kit for each type and finish of casework provided. Include scratch fillers,  
42 stains, finishes, and other materials necessary to perform permanent repairs to damaged casework finish.

- 1 1.9 QUALITY ASSURANCE
- 2 A. Manufacturer Qualifications: A manufacturer that is certified for chain of custody by an FSC-accredited  
3 certification body.
- 4 B. Installer Qualifications: An authorized representative who is trained and approved by manufacturer for  
5 installation of units required for this Project and who is a certified participant in the AWI's Quality  
6 Certification Program.
- 7 1.10 DELIVERY, STORAGE, AND HANDLING
- 8 A. Deliver casework only after painting, utility roughing-in, and similar operations that could damage, soil,  
9 or deteriorate casework have been completed in installation areas. If casework must be stored in other-  
10 than-installation areas, store only in areas where environmental conditions comply with requirements  
11 specified in "Field Conditions" Article.
- 12 B. Keep finished surfaces covered with polyethylene film or other protective covering during handling and  
13 installation.
- 14 1.11 FIELD CONDITIONS
- 15 A. Environmental Limitations: Do not deliver or install casework until building is enclosed, wet work is  
16 complete, and HVAC system is operating and maintaining temperature and relative humidity at  
17 occupancy levels during the remainder of the construction period. Maintain temperature and relative  
18 humidity during the remainder of the construction period in range recommended for Project location by  
19 the AWI's, "Architectural Woodwork Standards."
- 20 B. Established Dimensions: Where casework is indicated to fit to other construction, establish dimensions  
21 for areas where woodwork is to fit. Provide allowance for trimming at site, and coordinate construction to  
22 ensure that actual dimensions correspond to established dimensions.
- 23 C. Locate concealed framing, blocking, and reinforcements that support casework by field measurements  
24 before being enclosed, and indicate measurements on Shop Drawings.
- 25 1.12 WARRANTY
- 26 A. Special Warranty: Manufacturer agrees to repair or replace components of casework that fail in materials  
27 or workmanship within specified warranty period.
- 28 1. Failures include, but are not limited to, the following:
- 29 a. Delamination of components or other failures of glue bond.  
30 b. Warping of components.  
31 c. Failure of operating hardware.  
32 d. Deterioration of finishes.
- 33 2. Warranty Period: Five years from date of Substantial Completion.

1 PART 2 - PRODUCTS

2 2.1 MANUFACTURERS

3 A. Manufacturers: Subject to compliance with requirements.

4 B. Source Limitations: Obtain wood-veneer-faced casework from single manufacturer.

5 2.2 CASEWORK, GENERAL

6 A. Quality Standard: Unless otherwise indicated, comply with the AWI's, AWMAC's, and WI's  
7 "Architectural Woodwork Standards" for grades of casework indicated for construction, finishes,  
8 installation, and other requirements.

9 1. Grade: Premium.

10 2. Provide certificates from AWI certification program indicating that casework, including  
11 installation, complies with requirements of grades specified.

12 B. Regional Materials: Casework shall be manufactured within 500 miles (800 km) of Project site.

13 C. Certified Wood: Casework and seating shall be produced from wood and wood products certified as  
14 "FSC Pure" or "FSC Mixed Credit" according to FSC STD-01-001, "FSC Principles and Criteria for  
15 Forest Stewardship," and to FSC STD-40-004, "FSC Standard for Chain of Custody Certification."

16 D. Product Designations: Drawings indicate sizes, configurations, and finish materials of wood-veneer-faced  
17 casework and seating.

18 2.3 WOOD-VENEER-FACED CASEWORK

19 A. Wood Species: Cherry.

20 B. Face Veneer Cut: Plain sliced.

21 C. Veneer Matching:

22 1. Provide veneers for each elevation from a single flitch, book and running matched.

23 D. Grain Direction:

24 1. Refer to Drawings.

25 E. Exposed Materials:

26 1. Plywood: Hardwood plywood with face veneer of species indicated, selected for compatible color  
27 and grain. Provide backs of same species as faces.

28 2. Solid Wood: Clear hardwood lumber of species indicated and selected for grain and color  
29 compatible with exposed plywood.

30 F. Semiexposed Materials:

31 1. Solid Wood: Sound hardwood lumber, selected to eliminate appearance defects, of any species  
32 similar in color and grain to exposed wood.

- 1           2.     Plywood: Hardwood plywood of any species similar in color and grain to exposed wood. Provide
- 2                   backs of same species as faces.
- 3           3.     Provide solid wood or hardwood plywood for semiexposed surfaces unless otherwise indicated.
  
- 4           G.     Concealed Materials:
  
- 5           1.     Solid Wood: Any hardwood or softwood species, with no defects affecting strength or utility.
- 6           2.     Plywood: Hardwood plywood. Provide backs of same species as faces.
- 7           3.     Particleboard.
- 8           4.     MDF.
- 9           5.     Hardboard.

10    2.4    MATERIALS

- 11       A.     Low-Emitting Materials: Fabricate manufactured wood casework, including countertops, with adhesives
- 12                   and composite wood products containing no urea formaldehyde.
  
- 13       B.     Low-Emitting Materials: Adhesives and composite wood products shall comply with the testing and
- 14                   product requirements of the California Department of Health Services' "Standard Practice for the Testing
- 15                   of Volatile Organic Emissions from Various Sources Using Small-Scale Environmental Chambers."
  
- 16       C.     Hardwood Plywood: HPVA HP-1, particleboard core except where veneer core is indicated.
  
- 17       D.     Softwood Plywood: DOC PS 1.
  
- 18       E.     Particleboard: Straw-based particleboard complying with ANSI A208.1, Grade M-2, except for density.
  
- 19       F.     MDF: ANSI A208.2, Grade 130. ; made with binder containing no urea formaldehyde.
  
- 20           1.     Recycled Content: Pre-consumer recycled content not less than 10 percent.
  
- 21       G.     Hardboard: ANSI A135.4, Class 1 Tempered.
  
- 22           1.     Recycled Content: Preconsumer recycled content not less than 10 percent.
  
- 23       H.     Edgebanding: Minimum 1/8-inch- (3-mm-) thick, solid wood of same species as face veneer.
  
- 24           1.     Select wood edgebanding for grain and color compatible with face veneers.

25    2.5    COLORS AND FINISHES

- 26       A.     Wood Colors and Finishes: Match existing at specific on-site location designated by Architect as control
- 27                   sample.

28    2.6    FABRICATION

- 29       A.     Wood-Veneer-Faced Construction: As required by referenced quality standard, but not less than the
- 30                   following:
  
- 31           1.     Bottoms and Tops of Wall Casework: 3/4-inch (19-mm) veneer-core hardwood plywood.
- 32           2.     Shelves: 3/4-inch (19-mm) veneer-core hardwood plywood or 1-inch (25-mm) particleboard-core
- 33                   hardwood plywood.





- 1 B. Install casework level, plumb, and true; shim as required, using concealed shims. Where casework abuts  
2 other finished work, apply filler strips and scribe for accurate fit, with fasteners concealed where  
3 practical.
- 4 C. Casework: Set units straight, level, and plumb. Bolt adjacent units together with joints flush, tight, and  
5 uniform.
- 6 D. Seating: Set built-in seating straight, level, and plumb. Bolt adjacent units together with joints flush, tight,  
7 and uniform.
- 8 E. Fasten units to adjacent units and to framing, wood blocking, or reinforcements in walls and partitions to  
9 comply with the AWI's, AWMAC's, and WI's "Architectural Woodwork Standards."
- 10 F. Provide appropriate size rough-in for built-in electrical devices.
- 11 3.3 CLEANING
- 12 A. Repair or remove and replace defective work as directed on completion of installation.
- 13 B. Clean finished surfaces, touch up as required, and remove or refinish damaged or soiled areas to match  
14 original factory finish, as approved by Architect.

15  
16

END OF SECTION 12 32 13

1  
2  
3  
4  
5  
6  
7  
8  
9  
10  
11  
12  
13  
14  
15  
16  
17  
18  
19  
20  
21  
22  
23  
24  
25  
26  
27  
28  
29  
30  
31  
32  
33  
34  
35  
36  
37  
38  
39  
40  
41  
42  
43  
44  
45  
46  
47  
48  
49  
50  
51  
52  
53  
54  
55

**SECTION 26 05 00**  
**COMMON WORK RESULTS FOR ELECTRICAL**

**PART 1 - GENERAL**

The electrical work included in all other divisions is the responsibility of the contractor performing the Division 26 work unless noted otherwise.

**PROJECT OVERVIEW**

This project consists of replacing the recessed cove fixtures in the public toilet rooms, adding wall light fixtures and modifications to the existing wiring to devices within the toilet rooms and public circulation areas.

**RELATED WORK**

Applicable provisions of Division 1 govern work under this Section.

Section 02 41 13 – Selective Removal

**REFERENCE STANDARDS**

Abbreviations of standards organizations referenced in this and other sections are as follows:

ANSI	American National Standards Institute
ASTM	American Society for Testing and Materials
EPA	Environmental Protection Agency
ETL	Electrical Testing Laboratories, Inc.
IEEE	Institute of Electrical and Electronics Engineers
IES	Illuminating Engineering Society
ISA	Instrument Society of America
NBS	National Bureau of Standards
NEC	National Electric Code
NEMA	National Electrical Manufacturers Association
NESC	National Electric Safety Code
NFPA	National Fire Protection Association
UL	Underwriters Laboratories

**REGULATORY REQUIREMENTS**

All work and materials are to conform in every detail to applicable rules and requirements of the Wisconsin State Electrical Code Volumes 1 and 2, the National Electrical Code (ANSI/NFPA 70), other applicable National Fire Protection Association codes, the National Electrical Safety Code and present manufacturing standards (including NEMA).

**QUALITY ASSURANCE**

Where equipment or accessories are used which differ in arrangement, configuration, dimensions, ratings or engineering parameters from those indicated in the Contract Documents, the contractor is responsible for all costs involved in integrating the equipment or accessories into the system and for obtaining the intended performance from the system into which these items are placed.

Manufacturer references used herein are intended to establish a level of quality and performance requirements unless more explicit restrictions are stated to apply.

All materials shall be listed by and bear the label of an approved electrical testing laboratory. If none of the approved electrical testing agencies has published standards for a particular item, then other national independent testing standards, if available, and approved by the Architect/Engineer, shall apply and such items shall bear those labels. Where one of the approved electrical testing laboratories has an applicable system listing and label, the entire system, except for medium voltage equipment and components, shall be so labeled.

1     **CONTINUITY OF EXISTING SERVICES AND SYSTEMS**

2     No outages shall be permitted on existing systems except at the time and during the interval specified by the Owner.  
3     Any scheduled outage must be scheduled when the interruption causes the least interference with normal building  
4     operations and business routines. No extra costs will be paid to the Contractor for such outages which occur outside  
5     of regular weekly working hours.  
6

7     This Contractor shall restore any circuit interrupted as a result of this work to proper operation as soon as possible.  
8     Note: building operations are on a seven-day week schedule.  
9

10    **PROTECTION OF FINISHED SURFACES**

11    Furnish one can of touch-up paint for each different color factory finish furnished by the Contractor. Deliver touch-  
12    up paint with other "loose and detachable parts" as covered in the General Requirements.  
13

14    **APPROVED ELECTRICAL TESTING LABORATORIES**

15    The following laboratories are approved for providing electrical product safety testing and listing services as  
16    required in these specifications:

17    Electrical Testing Laboratories, Inc.

18    Underwriters Laboratories, Inc.  
19

20    **SEALING AND FIRESTOPPING**

21    Sealing and firestopping of openings between conduits, and the structural or partition opening shall be the  
22    responsibility of the contractor whose work penetrates the opening. The contractor responsible shall hire individuals  
23    skilled in such work to do the sealing and fireproofing. These individuals hired shall normally and routinely be  
24    employed in the sealing and fireproofing occupation.  
25

26    **INTENT**

27    The Contractor shall furnish and install all the necessary materials, apparatus, and other devices to complete the  
28    electrical equipment and systems installation herein specified, except such parts as are specifically exempted herein.  
29

30    If an item is either called for in the specifications or shown on the plans, it shall be considered sufficient for the  
31    inclusion of said item in this contract. If a conflict exists within the Specifications or exists within the Drawings,  
32    the Contractor shall furnish the item, system, or workmanship, which is the highest quality, largest, or most closely  
33    fits the Architect/Engineer's intent. Refer to General Conditions of the Contract for further clarification.  
34

35    It must be understood that details and drawings are diagrammatic. The Contractor shall verify all dimensions at the  
36    site and be responsible for their accuracy.  
37

38    All sizes as given are minimum except as noted.  
39

40    Materials and labor shall be new (unless noted or stated otherwise), first class, and workmanlike, and shall be  
41    subject at all times to the Owner's and Architect/Engineer's inspections, tests and approval from the commencement  
42    until the final acceptance of the completed work.  
43

44    Whenever a particular manufacturer's product is named, it is intended to establish a level of quality and  
45    performance requirements unless more explicit restrictions are stated to apply.  
46

47    **OMMISSIONS**

48    No later than ten (10) days before bid opening, the Contractor shall call the attention of the Architect/Engineer to  
49    any materials or apparatus the Contractor believes to be inadequate and to any necessary items of work omitted.  
50

51    **SUBMITTALS**

52    Submit for all equipment and systems as indicated in the respective specifications sections and on the drawings,  
53    marking each submittal with that specification number. Mark general catalog sheets and drawings to indicate  
54    specific items being submitted and proper identification of equipment by name and/or number, as indicated in the  
55    Construction Documents. Failure to do this may result in the submittal(s) being returned to the Contractor for

1 correction and re-submittal. Failing to follow these instructions does not relieve the Contractor from the requirement  
2 for meeting the project schedule.

3  
4 The submittal must be approved before fabrication is authorized.

#### 5 6 **PROJECT SITE CONDITIONS**

7 Install work in locations shown on the Drawings, unless prevented by Project conditions.

8  
9 Prepare drawings showing proposed rearrangement of work to meet Project conditions, including changes to work  
10 specified in other sections. Obtain Architect/Engineer permission before proceeding.

11  
12 Tools, materials and equipment shall be confined to areas designated by Owner.

#### 13 14 **WORK SEQUENCE AND SCHEDULING**

15 Install work in phases to accommodate Owner's occupancy requirements. During the construction period coordinate  
16 electrical schedule and operations with Owner representative.

#### 17 18 **WORK BY OTHER TRADES**

19 Every attempt has been made to indicate in this trade's specifications and drawings all work required of the  
20 Contractor. However, there may be additional specific paragraphs in other trade specifications and addenda, and  
21 additional notes on drawings which pertain to this Trade's work, and thus those additional requirements are hereby  
22 made a part of these specifications.

23  
24 Electrical details on drawings for equipment to be provided by others are based upon preliminary design data only.  
25 This Contractor shall lay out electrical work and shall be responsible for its correctness to match equipment actually  
26 provided by others.

#### 27 28 **SALVAGE MATERIALS**

29 No materials removed from this project shall be reused. All materials removed shall become the property of and  
30 shall be disposed of by the Contractor.

#### 31 32 **CERTIFICATES AND INSPECTIONS**

33 Obtain and pay for all required State installation inspections. Deliver originals of these certificates to the Owner's  
34 representative.

35  
36 This Contractor is responsible for coordination of electrical inspections.

#### 37 38 **OPERATION AND MAINTENANCE DATA**

39 All operations and maintenance data shall comply with the submission and content requirements specified under  
40 section General Requirements.

#### 41 42 **RECORD DRAWINGS**

43 Refer to Division 1, General Requirements, Record Drawings.

## 44 45 46 **PART 2 - PRODUCTS**

#### 47 48 **IDENTIFICATION**

49 See Electrical section 26 05 53 – Identification for Electrical Systems.

#### 50 51 **SEALING AND FIRESTOPPING**

##### 52 **FIRE AND/OR SMOKE RATED PENETRATIONS**

53 Manufacturers: 3M, STI/SpecSeal, Tremco, Hilti or approved equal.

54  
55 All firestopping systems shall be provided by the same manufacturer.

1  
2 Fire stop systems shall be UL listed or tested by an independent testing laboratory, approved by the State of  
3 Wisconsin.

4  
5 Submittals: Contractor shall submit product data for each firestop system. Submittals shall include product  
6 characteristics, performance and limitation criteria, test data, MSDS sheets, installation details and procedures for  
7 each method of installation applicable to this project. For non-standard conditions where no UL tested system exists,  
8 submit manufacturer's drawings for eth UL system with known performance for which anengineering judgment can  
9 be based upon.

10  
11 Use a product that has a rating not less than the rating of the wall or floor being penetrated. Reference architectural  
12 drawings for identification of fire and/or smoke rated walls and floors.

13  
14 Use firestop putty, caulk sealant, intumescent wrapstraps, intumescent firestop collars, firestop blocks, firestop  
15 mortar or a combination of these products to provide a UL listed system for each application required for this  
16 project. Provide mineral wool backing where specified in manufacturer's application detail.

#### 17 18 **NON-RATED PENETRATIONS**

19 At conduit penetrations of non-rated interior partitions and floors, use urethane caulk in annular space between pipe  
20 conduit and sleeve, or the core drilled opening.

### 21 22 **PART 3 - EXECUTION**

#### 23 24 **CUTTING AND PATCHING**

25 Refer to Division 1, General Requirements, Cutting and Patching.

#### 26 27 **BUILDING ACCESS**

28 Arrange for the necessary openings in the building to allow for admittance of all apparatus. When the building  
29 access was not previously arranged and must be provided by this Contractor, restore any opening to its original  
30 condition after the apparatus has been brought into the building.

#### 31 32 **EQUIPMENT ACCESS**

33 Install all piping, conduit, ductwork and accessories to permit access to equipment for maintenance. Coordinate the  
34 exact location of all access panels with the General Contractor, making sure that access is available for all  
35 equipment and specialties. Where access is required in gypsum board construction, furnish the access doors to the  
36 General Contractor and reimburse the General Contractor for installation of those access doors.

#### 37 38 **COORDINATION**

39 The Contractor shall cooperate with other trades and Owner's personnel in locating work in a proper manner.  
40 Should it be necessary to raise or lower or move longitudinally any part of the electrical work to better fit the  
41 general installation, such work shall be done at no extra cost, provided such decision is reached prior to actual  
42 installation. The Contractor shall check location of electrical outlets with respect to other installations before  
43 installing.

44  
45 Coordinate all work with other contractors prior to installation. Any work that is not coordinated and that interferes  
46 with other contractor's work shall be removed or relocated at the installing contractor's expense.

47  
48 Verify that all devices are compatible for the type of construction and surfaces on which they are to be used. This  
49 includes, but is not limited to light fixtures, devices, etc. in/on architectural surfaces.

#### 50 51 52 **SEALING AND FIRESTOPPING**

##### 53 **FIRE AND/OR SMOKE RATED PENETRATIONS**

54 Install approved product in accordance with the manufacturer's instructions where conduit penetrates a fire/smoke  
55 rated surface. When pipe is installed, use a product which maintains the integrity of the insulation and vapor barrier.

1  
2  
3  
4  
5  
6  
7  
8  
9  
10  
11  
12  
13  
14  
15  
16  
17  
18

Where firestop mortar is used to fill large fire-rated openings that could be required to support weight, provide permanent structural forming. Firestop mortar alone is not adequate to support substantial weight.

**NON-RATED PARTITIONS**

At all interior partitions, conduit penetrations are required to be sealed. Apply sealant to both sides of the penetration in such a manner that the annular space between the pipe sleeve or cored opening and the pipe or insulation is completely blocked.

**HOUSEKEEPING AND CLEANUP**

The Contractor shall clean up and remove from the premises, on a daily basis, all debris and rubbish resulting from its work and shall repair all damage to new and existing equipment resulting from its work. When job is complete, this Contractor shall remove all tools, excess materials and equipment, etc. from the project site.

**END OF SECTION**  
**26 05 00**

\*\*\*



Department of Public Works  
**City Engineering Division**

Robert F. Phillips, P.E.  
City Engineer

City-County Building, Room 115  
210 Martin Luther King, Jr. Boulevard  
Madison, Wisconsin 53703  
FAX 608 264 9275  
Textnet 866 704 2315  
www.cityofmadison.com

608 266 4751

Assistant City Engineer  
Michael R. Dailey, P.E.

Principal Engineers  
Christina M. Bachmann, P.E.  
John S. Fahrney, P.E.  
Gregory T. Fries, P.E.  
Christopher J. Petykowski, P.E.

Facilities & Sustainability  
Jeanne E. Hoffman, Manager

Operations Supervisor  
Kathleen M. Cryan

GIS Manager  
David A. Davls, R.L.S.

Financial Officer  
Steven B. Danner-Rivers

Hydrogeologist  
Brynn Bemis

August 7, 2013

**NOTICE OF ADDENDUM**

**ADDENDUM NO. 1**

**Monona Terrace General Carpentry**

**Contract No. 7084**

The following items are hereby made part of the Construction Documents dated 06/28/2013.

**DRAWINGS**

**A1.1 & A1.2: CLARIFICATIONS**

For electrical power, use existing circuits and relocate as needed.

Cat 5e data cabling will be furnished and installed by Monona Terrace. The Contractor to provide data jack and cable testing.


Monona Terrace will furnish and install an electrical power floor box with wiring to serve the up-light located at the center of the seating unit consoles. The Contractor shall provide wiring in conduit and connections from the light fixture to the floor box, and furnish and install a concealed light switch beneath the console to be field located by Monona Terrace.

End of addendum.


Electronic version of these documents can be found on the City of Madison web site at:

<http://www.cityofmadison.com/business/pw/requestForProposals.cfm>

If you are unable to download any forms associated with the addendum, please contact the Engineering office at 608-266-4751 to receive the material by another route.



Robert F Phillips, City Engineer





**SECTION E: BIDDERS ACKNOWLEDGEMENT**  
**MONONA TERRACE GENERAL CARPENTRY**  
**CONTRACT NO. 7084**


Bidder must state a Unit Price and Total Bid for each item. The Total Bid for each item must be the product of quantity, by Unit Price. The Grand Total must be the sum of the Total Bids for the various items. In case of multiplication errors or addition errors, the Grand Total with corrected multiplication and/or addition shall determine the Grand Total bid for each contract. The Unit Price and Total Bid must be entered numerically in the spaces provided. All words and numbers shall be written in ink.

1. The undersigned having familiarized himself/herself with the Contract documents, including Advertisement for Bids, Instructions to Bidders, Form of Proposal, City of Madison Standard Specifications for Public Works Construction - 2013 Edition thereto, Form of Agreement, Form of Bond, and Addenda issued and attached to the plans and specifications on file in the office of the City Engineer, hereby proposes to provide and furnish all the labor, materials, tools, and expendable equipment necessary to perform and complete in a workmanlike manner the specified construction on this project for the City of Madison; all in accordance with the plans and specifications as prepared by the City Engineer, including Addenda to the Contract Nos. 1 through \_\_\_\_\_ issued thereto, at the prices for said work as contained in this proposal. (Electronic bids submittals shall acknowledge addendum under Section E and shall not acknowledge here)
2. If awarded the Contract, we will initiate action within seven (7) days after notification or in accordance with the date specified in the contract to begin work and will proceed with diligence to bring the project to full completion within the number of work days allowed in the Contract or by the calendar date stated in the Contract.
3. The undersigned Bidder or Contractor certifies that he/she is not a party to any contract, combination in form of trust or otherwise, or conspiracy in restraint of trade or commerce or any other violation of the anti-trust laws of the State of Wisconsin or of the United States, with respect to this bid or contract or otherwise.
4. I hereby certify that I have met the Bid Bond Requirements as specified in Section 102.5. (IF BID BOND IS USED, IT SHALL BE SUBMITTED ON THE FORMS PROVIDED BY THE CITY. FAILURE TO DO SO MAY RESULT IN REJECTION OF THE BID).
5. I hereby certify that all statements herein are made on behalf of Miron Construction Co., Inc. (name of corporation, partnership, or person submitting bid) a corporation organized and existing under the laws of the State of Wisconsin a partnership consisting of \_\_\_\_\_; an individual trading as \_\_\_\_\_; of the City of \_\_\_\_\_ State of \_\_\_\_\_; that I have examined and carefully prepared this Proposal, from the plans and specifications and have checked the same in detail before submitting this Proposal; that I have fully authority to make such statements and submit this Proposal in (its, their) behalf; and that the said statements are true and correct.

David G. Voss, Jr.  
SIGNATURE  
David G. Voss, Jr.  
President  
TITLE, IF ANY

Sworn and subscribed to before me this 9th day of August, 2013.

Susan Schneider  
(Notary Public or other officer authorized to administer oaths)  
My Commission Expires 6/8/14  
Bidders shall not add any conditions or qualifying statements to this Proposal.



## SECTION F: DISCLOSURE OF OWNERSHIP & BEST VALUE CONTRACTING

### MONONA TERRACE GENERAL CARPENTRY CONTRACT NO. 7084

State of Wisconsin  
Department of Workforce Development  
Equal Rights Division  
Labor Standards Bureau

## Disclosure of Ownership

**Notice required under Section 15.04(1)(m), Wisconsin Statutes.** The statutory authority for the use of this form is prescribed in Sections 66.0903(12)(d) and 103.49(7)(d), Wisconsin Statutes. The use of this form is mandatory. The penalty for failing to complete this form is prescribed in Section 103.005(12), Wisconsin Statutes. Personal information you provide may be used for secondary purposes.

- (1) On the date a contractor submits a bid to or completes negotiations with a state agency or local governmental unit, on a project subject to Section 66.0903 or 103.49, Wisconsin Statutes, the contractor shall disclose to such state agency or local governmental unit the name of any "other construction business", which the contractor, or a shareholder, officer or partner of the contractor, owns or has owned within the preceding three (3) years.
- (2) The term "other construction business" means any business engaged in the erection, construction, remodeling, repairing, demolition, altering or painting and decorating of buildings, structures or facilities. It also means any business engaged in supplying mineral aggregate, or hauling excavated material or spoil as provided by Sections 66.0903(3), 103.49(2) and 103.50(2), Wisconsin Statutes.
- (3) This form must ONLY be filed, with the state agency or local governmental unit that will be awarding the contract, if both (A) and (B) are met.
  - (A) The contractor, or a shareholder, officer or partner of the contractor:
    - (1) Owns at least a 25% interest in the "other construction business", indicated below, on the date the contractor submits a bid or completes negotiations.
    - (2) Or has owned at least a 25% interest in the "other construction business" at any time within the preceding three (3) years.
  - (B) The Wisconsin Department of Workforce Development (DWD) has determined that the "other construction business" has failed to pay the prevailing wage rate or time and one-half the required hourly basic rate of pay, for hours worked in excess of the prevailing hours of labor, to any employee at any time within the preceding three (3) years.

#### Other Construction Business

Not Applicable  NONE

Name of Business

Street Address or P O Box

City

State

Zip Code

Name of Business

Street Address or P O Box

City

State

Zip Code

Name of Business

Street Address or P O Box

City

State

Zip Code

I hereby state under penalty of perjury that the information, contained in this document, is true and accurate according to my knowledge and belief.

Print the Name of Authorized Officer

David G. Voss, Jr. - President

Signature of Authorized Officer

Date Signed

8/9/13

Name of Corporation, Partnership or Sole Proprietorship

Miron Construction Co., Inc.

Street Address or P O Box

1471 McMahon Dr.

City

Neenah

State

WI

Zip Code

54956

if you have any questions call (608) 266-0028

ERD-7777-E (R. 09/2003)

**MONONA TERRACE GENERAL CARPENTRY  
CONTRACT NO. 7084**


**Best Value Contracting**

1. The Contractor shall indicate the non-apprenticeable trades used on this contract.
- 
- 
2. Madison General Ordinance (M.G.O.), 33.07(7), does provide for some exemptions from the active apprentice requirement. Apprenticeable trades are those trades considered apprenticeable by the State of Wisconsin. Please check applicable box if you are seeking an exemption.
- Contractor has a total skilled workforce of four or less individuals in all apprenticeable trades combined.
  - No available trade training program; The Contractor has been rejected by the only available trade training program, or there is no trade training program within 90 miles.
  - Contractor is not using an apprentice due to having a journey worker on layoff status, provided the journey worker was employed by the contractor in the past six months.
  - First-time Contractor on City of Madison Public Works contract requests a onetime exemption but intends to comply on all future contracts and is taking steps typical of a "good faith" effort.
  - Contractor has been in business less than one year.
  - Contractor doesn't have enough journeyman trade workers to qualify for a trade training program in that respective trade
3. The Contractor shall indicate on the following section which apprenticeable trades are to be used on this contract. Compliance with active apprenticeship, to the extent required by M.G.O. 33.07(7), shall be satisfied by documentation from an applicable trade training body; an apprenticeship contract with the Wisconsin Department of Workforce Development or a similar agency in another state; or the U.S Department of Labor. This documentation is required prior to the Contractor beginning work on the project site.
- The Contractor has reviewed the list and shall not use any apprenticeable trades on this project.


**LIST APPRENTICABLE TRADES** (check all that apply to your work to be performed on this contract)

- BRICKLAYER
- CARPENTER
- CEMENT MASON / CONCRETE FINISHER
- CEMENT MASON (HEAVY HIGHWAY)
- CONSTRUCTION CRAFT LABORER
- DATA COMMUNICATION INSTALLER
- ELECTRICIAN
- ENVIRONMENTAL SYSTEMS TECHNICIAN / HVAC SERVICE TECH/HVAC INSTALL / SERVICE
- GLAZIER
- HEAVY EQUIPMENT OPERATOR / OPERATING ENGINEER
- INSULATION WORKER (HEAT & FROST)
- IRON WORKER
- IRON WORKER (ASSEMBLER, METAL BLDGS)
- PAINTER & DECORATOR
- PLASTERER
- PLUMBER
- RESIDENTIAL ELECTRICIAN
- ROOFER & WATER PROOFER
- SHEET METAL WORKER
- SPRINKLER FITTER
- STEAMFITTER
- STEAMFITTER (REFRIGERATION)
- STEAMFITTER (SERVICE)
- TAPER & FINISHER
- TELECOMMUNICATIONS (VOICE, DATA & VIDEO) INSTALLER-TECHNICIAN
- TILE SETTER

Item Code	Description	Quantity	Units	Unit Price
1	MONONA TERRACE GENERAL CARPENTRY - LUMP SUM BID	1.00	LS	\$ <u>94,453.<sup>00</sup></u>
1 Item				) AMB









ZURICH AMERICAN INSURANCE COMPANY  
COLONIAL AMERICAN CASUALTY AND SURETY COMPANY  
FIDELITY AND DEPOSIT COMPANY OF MARYLAND  
POWER OF ATTORNEY

KNOW ALL MEN BY THESE PRESENTS: That the ZURICH AMERICAN INSURANCE COMPANY, a corporation of the State of New York, the COLONIAL AMERICAN CASUALTY AND SURETY COMPANY, a corporation of the State of Maryland, and the FIDELITY AND DEPOSIT COMPANY OF MARYLAND a corporation of the State of Maryland (herein collectively called the "Companies"), by **THOMAS O. MCCLELLAN, Vice President**, in pursuance of authority granted by Article V, Section 8, of the By-Laws of said Companies, which are set forth on the reverse side hereof and are hereby certified to be in full force and effect on the date hereof, do hereby nominate, constitute, and appoint **Kelly CODY, Jeffrey R. MEISINGER, Roxanne JENSEN, Kent ARPS, Trudy A. SZALEWSKI, Christopher H. KONDRICK and Brian KRAUSE, all of Green Bay, Wisconsin, EACH** its true and lawful agent and Attorney-in-Fact, to make, execute, seal and deliver, for, and on its behalf as surety, and as its act and deed: **any and all bonds and undertakings**, and the execution of such bonds or undertakings in pursuance of these presents, shall be as binding upon said Companies, as fully and amply, to all intents and purposes, as if they had been duly executed and acknowledged by the regularly elected officers of the ZURICH AMERICAN INSURANCE COMPANY at its office in New York, New York, the regularly elected officers of the COLONIAL AMERICAN CASUALTY AND SURETY COMPANY at its office in Owings Mills, Maryland., and the regularly elected officers of the FIDELITY AND DEPOSIT COMPANY OF MARYLAND at its office in Owings Mills, Maryland., in their own proper persons.

The said Vice President does hereby certify that the extract set forth on the reverse side hereof is a true copy of Article V, Section 8, of the By-Laws of said Companies, and is now in force.

IN WITNESS WHEREOF, the said Vice-President has hereunto subscribed his/her names and affixed the Corporate Seals of the said ZURICH AMERICAN INSURANCE COMPANY, COLONIAL AMERICAN CASUALTY AND SURETY COMPANY, and FIDELITY AND DEPOSIT COMPANY OF MARYLAND, this 14th day of May, A.D. 2013.

ATTEST:

ZURICH AMERICAN INSURANCE COMPANY  
COLONIAL AMERICAN CASUALTY AND SURETY COMPANY  
FIDELITY AND DEPOSIT COMPANY OF MARYLAND



By: *Eric D. Barnes*  
*Assistant Secretary*  
*Eric D. Barnes*

*Thomas O. McClellan*  
*Vice President*  
*Thomas O. McClellan*

State of Maryland  
City of Baltimore

On this 14th day of May, A.D. 2013, before the subscriber, a Notary Public of the State of Maryland, duly commissioned and qualified, **THOMAS O. MCCLELLAN, Vice President, and ERIC D. BARNES, Assistant Secretary**, of the Companies, to me personally known to be the individuals and officers described in and who executed the preceding instrument, and acknowledged the execution of same, and being by me duly sworn, deposed and saith, that he/she is the said officer of the Company aforesaid, and that the seals affixed to the preceding instrument are the Corporate Seals of said Companies, and that the said Corporate Seals and the signature as such officer were duly affixed and subscribed to the said instrument by the authority and direction of the said Corporations.

IN TESTIMONY WHEREOF, I have hereunto set my hand and affixed my Official Seal the day and year first above written.

*Constance A. Dunn*



Constance A. Dunn, Notary Public  
My Commission Expires: July 14, 2015

EXTRACT FROM BY-LAWS OF THE COMPANIES

"Article V, Section 8, Attorneys-in-Fact. The Chief Executive Officer, the President, or any Executive Vice President or Vice President may, by written instrument under the attested corporate seal, appoint attorneys-in-fact with authority to execute bonds, policies, recognizances, stipulations, undertakings, or other like instruments on behalf of the Company, and may authorize any officer or any such attorney-in-fact to affix the corporate seal thereto; and may with or without cause modify or revoke any such appointment or authority at any time."

CERTIFICATE

I, the undersigned, Vice President of the ZURICH AMERICAN INSURANCE COMPANY, the COLONIAL AMERICAN CASUALTY AND SURETY COMPANY, and the FIDELITY AND DEPOSIT COMPANY OF MARYLAND, do hereby certify that the foregoing Power of Attorney is still in full force and effect on the date of this certificate; and I do further certify that Article V, Section 8, of the By-Laws of the Companies is still in force.

This Power of Attorney and Certificate may be signed by facsimile under and by authority of the following resolution of the Board of Directors of the ZURICH AMERICAN INSURANCE COMPANY at a meeting duly called and held on the 15th day of December 1998.

RESOLVED: "That the signature of the President or a Vice President and the attesting signature of a Secretary or an Assistant Secretary and the Seal of the Company may be affixed by facsimile on any Power of Attorney...Any such Power or any certificate thereof bearing such facsimile signature and seal shall be valid and binding on the Company."

This Power of Attorney and Certificate may be signed by facsimile under and by authority of the following resolution of the Board of Directors of the COLONIAL AMERICAN CASUALTY AND SURETY COMPANY at a meeting duly called and held on the 5th day of May, 1994, and the following resolution of the Board of Directors of the FIDELITY AND DEPOSIT COMPANY OF MARYLAND at a meeting duly called and held on the 10th day of May, 1990.

RESOLVED: "That the facsimile or mechanically reproduced seal of the company and facsimile or mechanically reproduced signature of any Vice-President, Secretary, or Assistant Secretary of the Company, whether made heretofore or hereafter, wherever appearing upon a certified copy of any power of attorney issued by the Company, shall be valid and binding upon the Company with the same force and effect as though manually affixed.

IN TESTIMONY WHEREOF, I have hereunto subscribed my name and affixed the corporate seals of the said Companies, this 9 day of August, 2013.



*Geoffrey Delisio*

Geoffrey Delisio, Vice President

IN WITNESS WHEREOF, the Principal and the Surety have hereunto set their hands and seals, and such of them as are corporations have caused their corporate seals to be hereto affixed and these presents to be signed by their proper officers, on the day and year set forth below.

Seal Miron Construction Co., Inc 8/9/2013  
Principal \_\_\_\_\_ Date \_\_\_\_\_

By: David G. Voss, Jr.  
David G. Voss, Jr. - President

Fidelity and Deposit Company of Maryland  
Name of Surety

By: Kelly Cody 8/9/2013  
Kelly Cody, Attorney-In-Fact \_\_\_\_\_ Date \_\_\_\_\_


This certifies that I have been duly licensed as an agent for the above company in Wisconsin under License No. 2433336 for the year 2013, and appointed as attorney in fact with authority to execute this bid bond and the payment and performance bond referred to above, which power of attorney has not been revoked.

8/9/2013 \_\_\_\_\_  
Date \_\_\_\_\_  
Aon Risk Solutions \_\_\_\_\_  
Agent \_\_\_\_\_  
111 No. Washington St. Suite 300 \_\_\_\_\_  
Address \_\_\_\_\_  
Green Bay, WI 54301 \_\_\_\_\_  
City, State and Zip Code \_\_\_\_\_  
920-431-6321 \_\_\_\_\_  
Telephone Number \_\_\_\_\_

NOTE TO SURETY & PRINCIPAL

The bid submitted which this bond guarantees may be rejected if the following instrument is not attached to this bond:

Power of Attorney showing that the agent of Surety is currently authorized to execute bonds on behalf of the Surety, and in the amounts referenced above.



## SECTION H: AGREEMENT

THIS AGREEMENT made this 4 day of September in the year Two Thousand and Thirteen between MIRON CONSTRUCTION CO., INC. hereinafter called the Contractor, and the City of Madison, Wisconsin, hereinafter called the City.

WHEREAS, the Common Council of the said City of Madison under the provisions of a resolution adopted SEPTEMBER 3, 2013, and by virtue of authority vested in the said Council, has awarded to the Contractor the work of performing certain construction.

NOW, THEREFORE, the Contractor and the City, for the consideration hereinafter named, agree as follows:

1. **Scope of Work.** The Contractor shall, perform the construction, execution and completion of the following listed complete work or improvement in full compliance with the Plans, Specifications, Standard Specifications, Supplemental Specifications, Special Provisions and contract; perform all items of work covered or stipulated in the proposal; perform all altered or extra work; and shall furnish, unless otherwise provided in the contract, all materials, implements, machinery, equipment, tools, supplies, transportation, and labor necessary to the prosecution and completion of the work or improvements:

### MONONA TERRACE GENERAL CARPENTRY CONTRACT NO. 7084

2. **Completion Date/Contract Time.** Construction work must begin within seven (7) calendar days after the date appearing on mailed written notice to do so shall have been sent to the Contractor and shall be carried on at a rate so as to secure full completion SEE SPECIAL PROVISIONS, the rate of progress and the time of completion being essential conditions of this Agreement.
3. **Contract Price.** The City shall pay to the Contractor at the times, in the manner and on the conditions set forth in said specifications, the sum of NINETY-FOUR THOUSAND FOUR HUNDRED FIFTY-FIVE (\$94,455.00) Dollars being the amount bid by such Contractor and which was awarded to him/her as provided by law.
4. **Wage Rates for Employees of Public Works Contractors**

**General and Authorization.** The Contractor shall compensate its employees at the prevailing wage rate in accordance with section 66.0903, Wis. Stats., DWD 290 of the Wisconsin Administrative Code and as hereinafter provided.

"Public Works" shall include building or work involving the erection, construction, remodeling, repairing or demolition of buildings, parking lots, highways, streets, bridges, sidewalks, street lighting, traffic signals, sanitary sewers, water mains and appurtenances, storm sewers, and the grading and landscaping of public lands.

"Building or work" includes construction activity as distinguished from manufacturing, furnishing of materials, or servicing and maintenance work, except for the delivery of mineral aggregate such as sand, gravel, bituminous asphaltic-concrete or stone which is incorporated into the work under contract with the City by depositing the material directly in final place from transporting vehicle.

"Erection, construction, remodeling, repairing" means all types of work done on a particular building or work at the site thereof in the construction or development of the project, including without limitation, erecting, construction, remodeling, repairing, altering, painting, and decorating, the transporting of materials and supplies to or from the building or work done by the employees of the Contractor, Subcontractor, or Agent thereof, and the manufacturing or furnishing of materials, articles, supplies or equipment on the site of the building or work, by persons employed by the Contractor, Subcontractor, or Agent thereof.

"Employees working on the project" means laborers, workers, and mechanics employed directly upon the site of work.

"Laborers, Workers, and Mechanics" include pre-apprentices, helpers, trainees, learners and properly registered and indentured apprentices but exclude clerical, supervisory, and other personnel not performing manual labor.

**Establishment of Wage Rates.** The Department of Public Works shall periodically obtain a current schedule of prevailing wage rates from DWD. The schedule shall be used to establish the City of Madison Prevailing Wage Rate Schedule for Public Works Construction (prevailing wage rate). The Department of Public Works may include known increases to the prevailing wage rate which can be documented and are to occur on a future specific date. The prevailing wage rate shall be included in public works contracts subsequently negotiated or solicited by the City. Except for known increases contained within the schedule, the prevailing wage rate shall not change during the contract. The approved wage rate is attached hereto.

**Workforce Profile.** The Contractor shall, at the time of signature of the contract, notify the City Engineer in writing of the names and classifications of all the employees of the Contractor, Subcontractors, and Agents proposed for the work. In the alternative, the Contractor shall submit in writing the classifications of all the employees of the Contractor, Subcontractors and Agents and the total number of hours estimated in each classification for the work. This workforce profile(s) shall be reviewed by the City Engineer who may, within ten (10) days, object to the workforce profile(s) as not being reflective of that which would be required for the work. The Contractor may request that the workforce profile, or a portion of the workforce profile, be submitted after the signature of the contract but at least ten (10) days prior to the work commencing. Any costs or time loss resulting from modifications to the workforce profile as a result of the City Engineer's objections shall be the responsibility of the Contractor.

**Payrolls and Records.** The Contractor shall keep weekly payroll records setting forth the name, address, telephone number, classification, wage rate and fringe benefit package of all the employees who work on the contract, including the employees of the Contractor's subcontractors and agents. Such weekly payroll records must include the required information for all City contracts and all other contracts on which the employee worked during the week in which the employee worked on the contract. The Contractor shall also keep records of the individual time each employee worked on the project and for each day of the project. Such records shall also set forth the total number of hours of overtime credited to each such employee for each day and week and the amount of overtime pay received in that week. The records shall set forth the full weekly wages earned by each employee and the actual hourly wage paid to the employee.

The Contractor shall submit the weekly payroll records, including the records of the Contractor's subcontractors and agents, to the City Engineer for every week that work is being done on the contract. The submittal shall be within twenty-one (21) calendar days of the end of the Contractor's weekly pay period.

Employees shall receive the full amounts accrued at the time of the payment, computed at rates not less than those stated in the prevailing wage rate and each employee's rate shall be determined by the work that is done within the trade or occupation classification which should be properly assigned to the employee.

An employee's classification shall not be changed to a classification of a lesser rate during the contract. If, during the term of the contract, an employee works in a higher pay classification than the one which was previously properly assigned to the employee, then that employee shall be considered to be in the higher pay classification for the balance of the contract, receive the appropriate higher rate of pay, and she/he shall not receive a lesser rate during the balance of the contract. For purposes of clarification, it is noted that there is a distinct difference between working in a different classification with higher pay and doing work within a classification that has

varying rates of pay which are determined by the type of work that is done within the classification. For example, the classification "Operating Engineer" provides for different rates of pay for various classes of work and the Employer shall compensate an employee classified as an "Operating Engineer" based on the highest class of work that is done in one day. Therefore, an "Operating Engineer's" rate may vary on a day to day basis depending on the type of work that is done, but it will never be less than the base rate of an "Operating Engineer". Also, as a matter of clarification, it is recognized that an employee may work in a higher paying classification merely by chance and without prior intention, calculation or design. If such is the case and the performance of the work is truly incidental and the occurrence is infrequent, inconsequential and does not serve to undermine the single classification principle herein, then it may not be required that the employee be considered to be in the higher pay classification and receive the higher rate of pay for the duration of the contract. However, the Contractor is not precluded or prevented from paying the higher rate for the limited time that an employee performs work that is outside of the employee's proper classification.

Questions regarding an employee's classification, rate of pay or rate of pay within a classification, shall be resolved by reference to the established practice that predominates in the industry and on which the trade or occupation rate/classification is based. Rate of pay and classification disputes shall be resolved by relying upon practices established by collective bargaining agreements and guidelines used in such determination by appropriate recognized trade unions operating within the City of Madison.

The Contractor, its Subcontractors and Agents shall submit to interrogation regarding compliance with the provisions of this ordinance.

Mulcting of the employees by the Contractor, Subcontractor, and Agents on Public Works contracts, such as by kickbacks or other devices, is prohibited. The normal rate of wage of the employees of the Contractor, Subcontractor, and Agents shall not be reduced or otherwise diminished as a result of payment of the prevailing wage rate on a public works contract.

**Hourly contributions.** Hourly contributions shall be determined in accordance with the prevailing wage rate and with DWD. 290.01(10), Wis. Admin. Code.

**Apprentices and Subjourney persons.** Apprentices and sub journeypersons performing work on the project shall be compensated in accordance with the prevailing wage rate and with DWD 290.02, and 290.025, respectively, Wis. Admin. Code.

**Straight Time Wages.** The Contractor may pay straight time wages as determined by the prevailing wage rate and DWD 290.04, Wis. Admin. Code.

**Overtime Wages.** The Contractor shall pay overtime wages as required by the prevailing wage rate and DWD 290.05, Wis. Admin. Code.

**Posting of Wage Rates and Hours.** A clearly legible copy of the prevailing wage rate, together with the provisions of Sec. 66.0903(10)(a) and (11)(a), Wis. Stats., shall be kept posted in at least one conspicuous and easily accessible place at the project site by the Contractor and such notice shall remain posted during the full time any laborers, workers or mechanics are employed on the contract.

**Evidence of Compliance by Contractor.** Upon completion of the contract, the Contractor shall file with the Department of Public Works an affidavit stating:

- a. That the Contractor has complied fully with the provisions and requirements of Sec. 66.0903(3), Wis. Stats., and Chapter DWD 290, Wis. Admin. Code; the Contractor has received evidence of compliance from each of the agents and subcontractors; and the names and addresses of all of the subcontractors and agents who worked on the contract.

- b. That full and accurate records have been kept, which clearly indicate the name and trade or occupation of every laborer, worker or mechanic employed by the Contractor in connection with work on the project. The records shall show the number of hours worked by each employee and the actual wages paid therefore; where these records will be kept and the name, address and telephone number of the person who will be responsible for keeping them. The records shall be retained and made available for a period of at least three (3) years following the completion of the project of public works and shall not be removed without prior notification to the municipality.

**Evidence of Compliance by Agent and Subcontractor.** Each agent and subcontractor shall file with the Contractor, upon completion of their portion of the work on the contract an affidavit stating that all the provisions of Sec. 66.0903(3), Wis. Stats., have been fully complied with and that full and accurate records have been kept, which clearly indicate the name and trade or occupation of every laborer, worker or mechanic employed by the Contractor in connection with work on the project. The records shall show the number of hours worked by each employee and the actual wages paid therefore; where these records shall be kept and the name, address and telephone number of the person who shall be responsible for keeping them. The records shall be retained and made available for a period of at least three (3) years following the completion of the project of public works and shall not be removed without prior notification to the municipality.

**Failure to Comply with the Prevailing Wage Rate.** If the Contractor fails to comply with the prevailing wage rate, she/he shall be in default on the contract.

5. **Affirmative Action.** In the performance of the services under this Agreement the Contractor agrees not to discriminate against any employee or applicant because of race, religion, marital status, age, color, sex, disability, national origin or ancestry, income level or source of income, arrest record or conviction record, less than honorable discharge, physical appearance, sexual orientation, political beliefs, or student status. The Contractor further agrees not to discriminate against any subcontractor or person who offers to subcontract on this contract because of race, religion, color, age, disability, sex or national origin.

The Contractor agrees that within thirty (30) days after the effective date of this agreement, the Contractor will provide to the City Affirmative Action Division certain workforce utilization statistics, using a form to be furnished by the City.

If the contract is still in effect, or if the City enters into a new agreement with the Contractor, within one year after the date on which the form was required to be provided, the Contractor will provide updated workforce information using a second form, also to be furnished by the City. The second form will be submitted to the City Affirmative Action Division no later than one year after the date on which the first form was required to be provided.

The Contractor further agrees that, for at least twelve (12) months after the effective date of this contract, it will notify the City Affirmative Action Division of each of its job openings at facilities in Dane County for which applicants not already employees of the Contractor are to be considered. The notice will include a job description, classification, qualifications and application procedures and deadlines. The Contractor agrees to interview and consider candidates referred by the Affirmative Action Division if the candidate meets the minimum qualification standards established by the Contractor, and if the referral is timely. A referral is timely if it is received by the Contractor on or before the date started in the notice.

#### Articles of Agreement Article I

The Contractor shall take affirmative action in accordance with the provisions of this contract to insure that applicants are employed, and that employees are treated during employment without regard to race, religion, color, age, marital status, disability, sex or national original and that the



employer shall provide harassment free work environment for the realization of the potential of each employee. Such action shall include, but not be limited to, the following: employment, upgrading, demotion or transfer, recruitment or recruitment advertising, layoff or termination, rates of pay or other forms of compensation and selection for training including apprenticeship insofar as it is within the control of the Contractor. The Contractor agrees to post in conspicuous places available to employees and applicants notices to be provided by the City setting out the provisions of the nondiscrimination clauses in this contract.

#### Article II

The Contractor shall in all solicitations or advertisements for employees placed by or on behalf of the Contractors state that all qualified or qualifiable applicants will be employed without regard to race, religion, color, age, marital status, disability, sex or national origin.

#### Article III

The Contractor shall send to each labor union or representative of workers with which it has a collective bargaining agreement or other contract or understanding a notice to be provided by the City advising the labor union or worker's representative of the Contractor's equal employment opportunity and affirmative action commitments. Such notices shall be posted in conspicuous places available to employees and applicants for employment.

#### Article V

The Contractor agrees that it will comply with all provisions of the Affirmative Action Ordinance of the City of Madison, including the contract compliance requirements. The Contractor agrees to submit the model affirmative action plan for public works contractors in a form approved by the Director of Affirmative Action.

#### Article VI

The Contractor will maintain records as required by Section 39.02(9)(f) of the Madison General Ordinances and will provide the City Affirmative Action Division with access to such records and to persons who have relevant and necessary information, as provided in Section 39.02(9)(f). The City agrees to keep all such records confidential, except to the extent that public inspection is required by law.

#### Article VII

In the event of the Contractor's or subcontractor's failure to comply with the Equal Employment Opportunity and Affirmative Action Provisions of this contract or Section 39.03 and 39.02 of the Madison General Ordinances, it is agreed that the City at its option may do any or all of the following:

1. Cancel, terminate or suspend this Contract in whole or in part.
2. Declare the Contractor ineligible for further City contracts until the Affirmative Action requirements are met.
3. Recover on behalf of the City from the prime Contractor 0.5 percent of the contract award price for each week that such party fails or refuses to comply, in the nature of liquidated damages, but not to exceed a total of five percent (5%) of the contract price, or five thousand dollars (\$5,000), whichever is less. Under public works contracts, if a subcontractor is in noncompliance, the City may recover liquidated damages from the prime Contractor in the manner described above. The preceding sentence shall not be construed to prohibit a prime Contractor from recovering the amount of such damage from the non-complying subcontractor.

#### Article VIII

The Contractor shall include the above provisions of this contract in every subcontract so that such provisions will be binding upon each subcontractor. The Contractor shall take such action with respect to any subcontractor as necessary to enforce such provisions, including sanctions provided for noncompliance.

#### Article IX

The Contractor shall allow the maximum feasible opportunity to small business enterprises to compete for any subcontracts entered into pursuant to this contract.

**MONONA TERRACE GENERAL CARPENTRY  
CONTRACT NO. 7084**

IN WITNESS WHEREOF, the Contractor has hereunto set his/her hand and seal and the City has caused these presents to be sealed with its corporate seal and to be subscribed by its Mayor and City Clerk the day and year first above written.

Countersigned:

Christy James 08/29/13  
Witness Date  
Chubert Sample 08/29/13  
Witness Date

MIRON CONSTRUCTION CO., INC.  
Company Name  
David G. Voss, Jr. 08/29/13  
President Date  
Dean J. Basten 08/29/13  
Secretary Date

CITY OF MADISON, WISCONSIN

Provisions have been made to pay the liability that will accrue under this contract.

Approved as to form:

Andriana Medulke  
Finance Director  
Signed this 19th day of September, 20 13  
Handa K. Kuroki  
Witness  
Eric Christ  
Witness

Will P. No  
City Attorney  
Paul R. K... 9-19-13  
Mayor Date  
Maibeth Witzel-Behl 9-16-13  
City Clerk Date

Faint, illegible text or markings, possibly bleed-through from the reverse side of the page.

SECTION I: PAYMENT AND PERFORMANCE BOND

KNOW ALL MEN BY THESE PRESENTS, that we MIRON CONSTRUCTION CO., INC. as principal, and Fidelity and Deposit Company of Maryland Company of Schaumburg, IL as surety, are held and firmly bound unto the City of Madison, Wisconsin, in the sum of NINETY-FOUR THOUSAND FOUR HUNDRED FIFTY-FIVE (\$94,455.00) Dollars, lawful money of the United States, for the payment of which sum to the City of Madison, we hereby bind ourselves and our respective executors and administrators firmly by these presents.

The condition of this Bond is such that if the above bounden shall on his/her part fully and faithfully perform all of the terms of the Contract entered into between him/herself and the City of Madison for the construction of:

MONONA TERRACE GENERAL CARPENTRY  
CONTRACT NO. 7084

in Madison, Wisconsin, and shall pay all claims for labor performed and material furnished in the prosecution of said work, and save the City harmless from all claims for damages because of negligence in the prosecution of said work, and shall save harmless the said City from all claims for compensation (under Chapter 102, Wisconsin Statutes) of employees and employees of subcontractor, then this Bond is to be void, otherwise of full force, virtue and effect.

Signed and sealed this 4th day of September, 2013

Countersigned:

Christy James  
Witness

MIRON CONSTRUCTION CO., INC.  
Company Name (Principal)  
David G. Voss, Jr.  
President David G. Voss, Jr. Seal

Dean J. Basten  
Secretary Dean J. Basten

Approved as to form:

[Signature]  
City Attorney

Fidelity and Deposit Company of Maryland  
Surety Seal  
 Salary Employee  Commission  
By [Signature]  
Attorney-in-Fact Kelly Cody

This certifies that I have been duly licensed as an agent for the above company in Wisconsin under License No. 2433336 for the year 20 13, and appointed as attorney-in-fact with authority to execute this payment and performance bond which power of attorney has not been revoked.

9/4/13  
Date

[Signature]  
Agent Signature Kelly Cody



**ZURICH AMERICAN INSURANCE COMPANY  
COLONIAL AMERICAN CASUALTY AND SURETY COMPANY  
FIDELITY AND DEPOSIT COMPANY OF MARYLAND  
POWER OF ATTORNEY**

KNOW ALL MEN BY THESE PRESENTS: That the ZURICH AMERICAN INSURANCE COMPANY, a corporation of the State of New York, the COLONIAL AMERICAN CASUALTY AND SURETY COMPANY, a corporation of the State of Maryland, and the FIDELITY AND DEPOSIT COMPANY OF MARYLAND a corporation of the State of Maryland (herein collectively called the "Companies"), by **THOMAS O. MCCLELLAN, Vice President**, in pursuance of authority granted by Article V, Section 8, of the By-Laws of said Companies, which are set forth on the reverse side hereof and are hereby certified to be in full force and effect on the date hereof, do hereby nominate, constitute, and appoint **Kelly CODY, Jeffrey R. MEISINGER, Roxanne JENSEN, Kent ARPS, Trudy A. SZALEWSKI, Christopher H. KONDRICK and Brian KRAUSE**, all of Green Bay, Wisconsin, EACH its true and lawful agent and Attorney-in-Fact, to make, execute, seal and deliver, for, and on its behalf as surety, and as its act and deed: **any and all bonds and undertakings**, and the execution of such bonds or undertakings in pursuance of these presents, shall be as binding upon said Companies, as fully and amply, to all intents and purposes, as if they had been duly executed and acknowledged by the regularly elected officers of the ZURICH AMERICAN INSURANCE COMPANY at its office in New York, New York, the regularly elected officers of the COLONIAL AMERICAN CASUALTY AND SURETY COMPANY at its office in Owings Mills, Maryland., and the regularly elected officers of the FIDELITY AND DEPOSIT COMPANY OF MARYLAND at its office in Owings Mills, Maryland., in their own proper persons.

The said Vice President does hereby certify that the extract set forth on the reverse side hereof is a true copy of Article V, Section 8, of the By-Laws of said Companies, and is now in force.

IN WITNESS WHEREOF, the said Vice-President has hereunto subscribed his/her names and affixed the Corporate Seals of the said ZURICH AMERICAN INSURANCE COMPANY, COLONIAL AMERICAN CASUALTY AND SURETY COMPANY, and FIDELITY AND DEPOSIT COMPANY OF MARYLAND, this 14th day of May, A.D. 2013.

ATTEST:

**ZURICH AMERICAN INSURANCE COMPANY  
COLONIAL AMERICAN CASUALTY AND SURETY COMPANY  
FIDELITY AND DEPOSIT COMPANY OF MARYLAND**



By: *Eric D. Barnes*  
*Assistant Secretary*  
*Eric D. Barnes*

*Thomas O. McClellan*  
*Vice President*  
*Thomas O. McClellan*

State of Maryland  
City of Baltimore

On this 14th day of May, A.D. 2013, before the subscriber, a Notary Public of the State of Maryland, duly commissioned and qualified, **THOMAS O. MCCLELLAN, Vice President, and ERIC D. BARNES, Assistant Secretary**, of the Companies, to me personally known to be the individuals and officers described in and who executed the preceding instrument, and acknowledged the execution of same, and being by me duly sworn, deposeth and saith, that he/she is the said officer of the Company aforesaid, and that the seals affixed to the preceding instrument are the Corporate Seals of said Companies, and that the said Corporate Seals and the signature as such officer were duly affixed and subscribed to the said instrument by the authority and direction of the said Corporations.

IN TESTIMONY WHEREOF, I have hereunto set my hand and affixed my Official Seal the day and year first above written.

*Constance A. Dunn*

Constance A. Dunn, Notary Public  
My Commission Expires: July 14, 2015



**EXTRACT FROM BY-LAWS OF THE COMPANIES**

"Article V, Section 8, Attorneys-in-Fact. The Chief Executive Officer, the President, or any Executive Vice President or Vice President may, by written instrument under the attested corporate seal, appoint attorneys-in-fact with authority to execute bonds, policies, recognizances, stipulations, undertakings, or other like instruments on behalf of the Company, and may authorize any officer or any such attorney-in-fact to affix the corporate seal thereto; and may with or without cause modify or revoke any such appointment or authority at any time."

**CERTIFICATE**

I, the undersigned, Vice President of the ZURICH AMERICAN INSURANCE COMPANY, the COLONIAL AMERICAN CASUALTY AND SURETY COMPANY, and the FIDELITY AND DEPOSIT COMPANY OF MARYLAND, do hereby certify that the foregoing Power of Attorney is still in full force and effect on the date of this certificate; and I do further certify that Article V, Section 8, of the By-Laws of the Companies is still in force.

This Power of Attorney and Certificate may be signed by facsimile under and by authority of the following resolution of the Board of Directors of the ZURICH AMERICAN INSURANCE COMPANY at a meeting duly called and held on the 15th day of December 1998.

RESOLVED: "That the signature of the President or a Vice President and the attesting signature of a Secretary or an Assistant Secretary and the Seal of the Company may be affixed by facsimile on any Power of Attorney...Any such Power or any certificate thereof bearing such facsimile signature and seal shall be valid and binding on the Company."

This Power of Attorney and Certificate may be signed by facsimile under and by authority of the following resolution of the Board of Directors of the COLONIAL AMERICAN CASUALTY AND SURETY COMPANY at a meeting duly called and held on the 5th day of May, 1994, and the following resolution of the Board of Directors of the FIDELITY AND DEPOSIT COMPANY OF MARYLAND at a meeting duly called and held on the 10th day of May, 1990.

RESOLVED: "That the facsimile or mechanically reproduced seal of the company and facsimile or mechanically reproduced signature of any Vice-President, Secretary, or Assistant Secretary of the Company, whether made heretofore or hereafter, wherever appearing upon a certified copy of any power of attorney issued by the Company, shall be valid and binding upon the Company with the same force and effect as though manually affixed.

IN TESTIMONY WHEREOF, I have hereunto subscribed my name and affixed the corporate seals of the said Companies, this 4<sup>th</sup> day of September, 2013.




*Geoffrey Delisio*

Geoffrey Delisio, Vice President



SECTION J: PREVAILING WAGE RATES



**PREVAILING WAGE RATE DETERMINATION**

Issued by the State of Wisconsin  
Department of Workforce Development  
Pursuant to s. 66.0903, Wis. Stats.  
Issued On: 01/10/2013  
Amended On: 02/18/2013

**DETERMINATION NUMBER:** 201300080

**EXPIRATION DATE:** Prime Contracts MUST Be Awarded or Negotiated On Or Before 12/31/2013. If NOT, You MUST Reapply.

**PROJECT NAME:** ALL PUBLIC WORKS PROJECTS UNDER SEC 66.0903, STATS - CITY OF MADISON

**PROJECT LOCATION:** MADISON CITY, DANE COUNTY, WI

**CONTRACTING AGENCY:** CITY OF MADISON-ENGINEERING

<b>CLASSIFICATION:</b>	Contractors are responsible for correctly classifying their workers. Either call the Department of Workforce Development (DWD) with trade or classification questions or consult DWD's Dictionary of Occupational Classifications & Work Descriptions on the DWD website at: <a href="http://dwd.wisconsin.gov/er/prevailing_wage_rate/Dictionary/dictionary_main.htm">dwd.wisconsin.gov/er/prevailing_wage_rate/Dictionary/dictionary_main.htm</a> .
<b>OVERTIME:</b>	Time and one-half must be paid for all hours worked: <ul style="list-style-type: none"><li>- over 10 hours per day on prevailing wage projects</li><li>- over 40 hours per calendar week</li><li>- Saturday and Sunday</li><li>- on all of the following holidays: January 1; the last Monday in May; July 4; the 1st Monday in September; the 4th Thursday in November; December 25;</li><li>- The day before if January 1, July 4 or December 25 falls on a Saturday;</li><li>- The day following if January 1, July 4 or December 25 falls on a Sunday.</li></ul> Apply the time and one-half overtime calculation to whichever is higher between the Hourly Basic Rate listed on this project determination or the employee's regular hourly rate of pay. Add any applicable Premium or DOT Premium to the Hourly Basic Rate before calculating overtime.  A DOT Premium (discussed below) may supersede this time and one-half requirement.
<b>FUTURE INCREASE:</b>	When a specific trade or occupation requires a future increase, you MUST add the full hourly increase to the "TOTAL" on the effective date(s) indicated for the specific trade or occupation.
<b>PREMIUM PAY:</b>	If indicated for a specific trade or occupation, the full amount of such pay MUST be added to the "HOURLY BASIC RATE OF PAY" indicated for such trade or occupation, whenever such pay is applicable.
<b>DOT PREMIUM:</b>	This premium only applies to highway and bridge projects owned by the Wisconsin Department of Transportation and to the project type heading "Airport Pavement or State Highway Construction." DO NOT apply the premium calculation under any other project type on this determination.
<b>APPRENTICES:</b>	Pay apprentices a percentage of the applicable journeyman's hourly basic rate of pay and hourly fringe benefit contributions specified in this determination. Obtain the appropriate percentage from each apprentice's contract or indenture.
<b>SUBJOURNEY:</b>	Subjourney wage rates may be available for some of the trades or occupations indicated below with the exception of laborers, truck drivers and heavy equipment operators. Any employer interested in using a subjourney classification on this project MUST complete Form ERD-10880 and request the applicable wage rate from the Department of Workforce Development PRIOR to using the subjourney worker on this project.

This document **MUST BE POSTED** by the **CONTRACTING AGENCY** in at least one conspicuous and easily accessible place on the site of the project. A local governmental unit may post this document at the place normally used to post public notices if there is no common site on the project. This document **MUST** remain posted during the entire time any worker is employed on the project and **MUST** be physically incorporated into the specifications and all contracts and subcontracts. If you have any questions, please write to the Equal Rights Division, Labor Standards Bureau, P.O. Box 8928, Madison, Wisconsin 53708 or call (608) 266-6861.

The following statutory provisions apply to local governmental unit projects of public works and are set forth below pursuant to the requirements of s. 66.0903(8), Stats.

s. 66.0903 (1) (f) & s. 103.49 (1) (c) "PREVAILING HOURS OF LABOR" for any trade or occupation in any area means 10 hours per day and 40 hours per week and may not include any hours worked on a Saturday or Sunday or on any of the following holidays:

1. January 1.
2. The last Monday in May.
3. July 4.
4. The first Monday in September.
5. The 4th Thursday in November.
6. December 25.
7. The day before if January 1, July 4 or December 25 falls on a Saturday.
8. The day following if January 1, July 4 or December 25 falls on a Sunday.

**s. 66.0903 (10) RECORDS; INSPECTION; ENFORCEMENT.**

(a) Each contractor, subcontractor, or contractor's or subcontractor's agent performing work on a project of public works that is subject to this section shall keep full and accurate records clearly indicating the name and trade or occupation of every person performing the work described in sub. (4) and an accurate record of the number of hours worked by each of those persons and the actual wages paid for the hours worked.

**s. 66.0903 (11) LIABILITY AND PENALTIES.**

- (a) 1. Any contractor, subcontractor, or contractor's or subcontractor's agent who fails to pay the prevailing wage rate determined by the department under sub. (3) or who pays less than 1.5 times the hourly basic rate of pay for all hours worked in excess of the prevailing hours of labor is liable to any affected employee in the amount of his or her unpaid wages or his or her unpaid overtime compensation and in an additional amount as liquidated damages as provided under subd. 2., 3., whichever is applicable.
2. If the department determines upon inspection under sub. (10) (b) or (c) that a contractor, subcontractor, or contractor's or subcontractor's agent has failed to pay the prevailing wage rate determined by the department under sub. (3) or has paid less than 1.5 times the hourly basic rate of pay for all hours worked in excess of the prevailing hours of labor, the department shall order the contractor to pay to any affected employee the amount of his or her unpaid wages or his or her unpaid overtime compensation and an additional amount equal to 100 percent of the amount of those unpaid wages or that unpaid overtime compensation as liquidated damages within a period specified by the department in the order.
3. In addition to or in lieu of recovering the liability specified in subd. 1. as provided in subd. 2., any employee for and in behalf of that employee and other employees similarly situated may commence an action to recover that liability in any court of competent jurisdiction. If the court finds that a contractor, subcontractor, or contractor's or subcontractor's agent has failed to pay the prevailing wage rate determined by the department under sub. (3) or has paid less than 1.5 times the hourly basic rate of pay for all hours worked in excess of the prevailing hours of labor, the court shall order the contractor, subcontractor, or agent to pay to any affected employee the amount of his or her unpaid wages or his or her unpaid overtime compensation and an additional amount equal to 100 percent of the amount of those unpaid wages or that unpaid overtime compensation as liquidated damages.
5. No employee may be a party plaintiff to an action under subd. 3. unless the employee consents in writing to become a party and the consent is filed in the court in which the action is brought. Notwithstanding s. 814.04 (1), the court shall, in addition to any judgment awarded to the plaintiff, allow reasonable attorney fees and costs to be paid by the defendant.

<b>BUILDING OR HEAVY CONSTRUCTION</b>
---------------------------------------

Includes sheltered enclosures with walk-in access for the purpose of housing persons, employees, machinery, equipment or supplies and non-sheltered work such as canals, dams, dikes, reservoirs, storage tanks, etc. A sheltered enclosure need not be "habitable" in order to be considered a building. The installation of machinery and/or equipment, both above and below grade level, does not change a project's character as a building. On-site grading, utility work and landscaping are included within this definition. Residential buildings of four (4) stories or less, agricultural buildings, parking lots and driveways are NOT included within this definition.

---

**SKILLED TRADES**

---

Fringe Benefits Must Be Paid On <u>All</u> Hours Worked		HOURLY BASIC RATE OF PAY	HOURLY FRINGE BENEFITS	TOTAL
<u>CODE</u>	<u>TRADE OR OCCUPATION</u>	\$	\$	\$
101	Acoustic Ceiling Tile Installer	30.16	15.31	45.47
102	Boilermaker	31.09	24.52	55.61
103	Bricklayer, Blocklayer or Stonemason Future Increase(s): Add \$ .80 on 6/1/2013 Premium Increase(s): DOT PREMIUM: Pay two times the hourly basic rate on Sunday, New Year's Day, Memorial Day, Independence Day, Labor Day, Thanksgiving Day & Christmas Day.	32.01	17.35	49.36
104	Cabinet Installer	30.16	15.31	45.47
105	Carpenter	30.16	15.31	45.47
106	Carpet Layer or Soft Floor Coverer	30.16	15.31	45.47
107	Cement Finisher	31.48	13.19	44.67
108	Drywall Taper or Finisher	25.10	14.78	39.88
109	Electrician Premium Increase(s): DOT PREMIUM: Pay two times the hourly basic rate on Sunday, New Year's Day, Memorial Day, Independence Day, Labor Day, Thanksgiving Day & Christmas Day.	32.94	18.80	51.74
110	Elevator Constructor	44.94	23.84	68.78
111	Fence Erector	22.50	3.98	26.48
112	Fire Sprinkler Fitter	36.07	18.60	54.67
113	Glazier	37.13	12.32	49.45
114	Heat or Frost Insulator	33.93	23.26	57.19
115	Insulator (Batt or Blown)	27.47	19.16	46.63
116	Ironworker	30.90	19.11	50.01
117	Lather	30.16	15.31	45.47
118	Line Constructor (Electrical)	37.05	16.94	53.99

Fringe Benefits Must Be Paid On <u>All</u> Hours Worked		HOURLY BASIC RATE OF PAY	HOURLY FRINGE BENEFITS	TOTAL
CODE	TRADE OR OCCUPATION	\$	\$	\$
119	Marble Finisher	20.00	0.00	20.00
120	Marble Mason	32.01	16.85	48.86
121	Metal Building Erector	18.05	8.08	26.13
122	Millwright	31.76	15.36	47.12
123	Overhead Door Installer	13.50	0.00	13.50
124	Painter	24.80	14.78	39.58
125	Pavement Marking Operator	30.00	0.00	30.00
126	Piledriver	30.66	15.31	45.97
127	Pipeline Fuser or Welder (Gas or Utility)	30.18	19.29	49.47
129	Plasterer	30.03	16.36	46.39
130	Plumber	36.17	15.37	51.54
132	Refrigeration Mechanic	42.45	16.71	59.16
133	Roofer or Waterproofer	30.40	2.23	32.63
134	Sheet Metal Worker	34.23	20.19	54.42
135	Steamfitter	41.20	16.28	57.48
137	Teledata Technician or Installer Premium Increase(s): DOT PREMIUM: Pay two times the hourly basic rate on Sunday, New Year's Day, Memorial Day, Independence Day, Labor Day, Thanksgiving Day & Christmas Day.	21.89	11.85	33.74
138	Temperature Control Installer	41.20	16.21	57.41
139	Terrazzo Finisher Future Increase(s): Add \$ .80 on 6/1/2013	26.57	16.50	43.07
140	Terrazzo Mechanic	29.51	17.63	47.14
141	Tile Finisher Future Increase(s): Add \$ .80/hr on 6/1/2013.	23.77	16.50	40.27
142	Tile Setter Future Increase(s): Add \$ .80/hr on 6/1/2013.	29.71	16.50	46.21
143	Tuckpointer, Caulker or Cleaner Future Increase(s): Add \$ .80 on 6/1/2013 Premium Increase(s): DOT PREMIUM: Pay two times the hourly basic rate on Sunday, New Year's Day, Memorial Day, Independence Day, Labor Day, Thanksgiving Day & Christmas Day.	32.01	17.35	49.36

Fringe Benefits Must Be Paid On <u>All</u> Hours Worked		HOURLY BASIC RATE OF PAY	HOURLY FRINGE BENEFITS	TOTAL
<u>CODE</u>	<u>TRADE OR OCCUPATION</u>	\$	\$	\$
144	Underwater Diver (Except on Great Lakes)	34.16	15.31	49.47
146	Well Driller or Pump Installer Future Increase(s): Add \$.20/hr on 06/01/2013.	25.32	15.45	40.77
147	Siding Installer	37.20	17.01	54.21
150	Heavy Equipment Operator - ELECTRICAL LINE CONSTRUCTION ONLY	28.24	15.10	43.34
151	Light Equipment Operator -ELECTRICAL LINE CONSTRUCTION ONLY	29.64	14.64	44.28
152	Heavy Truck Driver - ELECTRICAL LINE CONSTRUCTION ONLY	25.94	13.57	39.51
153	Light Truck Driver - ELECTRICAL LINE CONSTRUCTION ONLY	24.08	12.96	37.04
154	Groundman - ELECTRICAL LINE CONSTRUCTION ONLY	24.00	11.57	35.57

## TRUCK DRIVERS

Fringe Benefits Must Be Paid On <u>All</u> Hours Worked		HOURLY BASIC RATE OF PAY	HOURLY FRINGE BENEFITS	TOTAL
<u>CODE</u>	<u>TRADE OR OCCUPATION</u>	\$	\$	\$
201	Single Axle or Two Axle	31.89	17.98	49.87
203	Three or More Axle	18.00	11.45	29.45
204	Articulated, Euclid, Dumptor, Off Road Material Hauler Future Increase(s): Add \$1/hr on 6/2/2013.	32.39	18.46	50.85
205	Pavement Marking Vehicle	20.85	11.02	31.87
207	Truck Mechanic	18.00	11.45	29.45

## LABORERS

Fringe Benefits Must Be Paid On <u>All</u> Hours Worked		HOURLY BASIC RATE OF PAY	HOURLY FRINGE BENEFITS	TOTAL
<u>CODE</u>	<u>TRADE OR OCCUPATION</u>	\$	\$	\$
301	General Laborer Future Increase(s): Add \$.75/hr. on 06/03/2013 Premium Increase(s): Add \$1.00/hr for certified welder; Add \$.25/hr for mason tender	24.19	13.90	38.09
302	Asbestos Abatement Worker	18.00	0.00	18.00
303	Landscaper	15.00	3.90	18.90
310	Gas or Utility Pipeline Laborer (Other Than Sewer and Water)	20.94	12.65	33.59

Fringe Benefits Must Be Paid On <u>All</u> Hours Worked		HOURLY BASIC RATE OF PAY	HOURLY FRINGE BENEFITS	TOTAL
<u>CODE</u>	<u>TRADE OR OCCUPATION</u>	\$	\$	\$
311	Fiber Optic Laborer (Outside, Other Than Concrete Encased) Premium Increase(s): DOT PREMIUMS: Pay two times the hourly basic rate on New Year's Day, Memorial Day, Independence Day, Labor Day, Thanksgiving Day & Christmas Day.	18.31	12.67	30.98
314	Railroad Track Laborer	23.41	6.91	30.32
315	Final Construction Clean-Up Worker	24.69	12.90	37.59

**HEAVY EQUIPMENT OPERATORS  
SITE PREPARATION, UTILITY OR LANDSCAPING WORK ONLY**

Fringe Benefits Must Be Paid On <u>All</u> Hours Worked		HOURLY BASIC RATE OF PAY	HOURLY FRINGE BENEFITS	TOTAL
<u>CODE</u>	<u>TRADE OR OCCUPATION</u>	\$	\$	\$
501	Air Track, Rotary or Percussion Drilling Machine &/or Hammers, Blaster; Asphalt Milling Machine; Boring Machine (Directional, Horizontal or Vertical); Backhoe (Track Type) Having a Mfgr's Rated Capacity of 130,000 Lbs. or Over; Backhoe (Track Type) Having a Mfgr's Rated Capacity of Under 130,000 Lbs., Backhoe (Mini, 15,000 Lbs. & Under); Bulldozer or Endloader (Over 40 hp); Compactor (Self-Propelled 85 Ft Total Drum Width & Over, or Tractor Mounted, Towed & Light Equipment); Concrete Batch Plant, Batch Hopper; Concrete Breaker (Large, Auto, Vibratory/Sonic, Manual or Remote); Crane, Shovel, Dragline, Clamshells; Forklift (Machinery Moving or Steel Erection, 25 Ft & Over); Gradall (Cruz-Aire Type); Grader or Motor Patrol; Master Mechanic; Mechanic or Welder; Robotic Tool Carrier (With or Without Attachments); Scraper (Self Propelled or Tractor Drawn) 5 cu yds or More Capacity; Tractor or Truck Mounted Hydraulic Backhoe; Tractor or Truck Mounted Hydraulic Crane (10 Tons or Under); Tractor (Scraper, Dozer, Pusher, Loader); Trencher (Wheel Type or Chain Type Having Over 8 Inch Bucket). Future Increase(s): Add \$1/hr on 6/2/2013.	32.39	18.46	50.85
502	Backfiller; Broom or Sweeper; Bulldozer or Endloader (Under 40 hp); Environmental Burner; Forestry Equipment, Timbco, Tree Shear, Tub Grinder, Processor; Jeep Digger; Screed (Milling Machine); Skid Rig; Straddle Carrier or Travel Lift; Stump Chipper; Trencher (Wheel Type or Chain Type Having 8 Inch Bucket & Under). Future Increase(s): Add \$1/hr on 6/2/2013.	32.39	18.46	50.85
503	Air Compressor (&/or 400 CFM or Over); Augers (Vertical & Horizontal); Compactor (Self-Propelled 84 Ft Total Drum Width & Under, or Tractor Mounted, Towed & Light Equipment); Crusher, Screening or Wash Plant; Farm or Industrial Type Tractor; Forklift; Generator (&/or 150 KW or Over); Greaser; High Pressure Utility Locating Machine (Daylighting Machine); Mulcher; Oiler; Post Hole Digger or Driver; Pump (3 Inch or Over) or Well Points; Refrigeration Plant or Freeze Machine; Rock, Stone Breaker; Skid Steer Loader (With or Without Attachments); Vibratory Hammer or Extractor, Power Pack. Future Increase(s): Add \$1/hr on 6/2/2013.	30.32	18.46	48.78



Fringe Benefits Must Be Paid On <u>All</u> Hours Worked				
<u>CODE</u>	<u>TRADE OR OCCUPATION</u>	<u>HOURLY BASIC RATE OF PAY</u>	<u>HOURLY FRINGE BENEFITS</u>	<u>TOTAL</u>
		\$	\$	\$
504	Work Performed on the Great Lakes Including Diver; Wet Tender or Hydraulic Dredge Engineer.	37.45	19.45	56.90
505	Work Performed on the Great Lakes Including Crane or Backhoe Operator; Assistant Hydraulic Dredge Engineer; Hydraulic Dredge Leverman or Diver's Tender; Mechanic or Welder; 70 Ton & Over Tug Operator. Future Increase(s): Add \$2.19/hr on 01/01/2013; Add \$2.00/hr on 01/01/2014. Premium Increase(s): Add \$.50/hr for Friction Crane, Lattice Boom or Crane Certification (CCO).	38.80	20.17	58.97
506	Work Performed on the Great Lakes Including Deck Equipment Operator or Machineryman (Maintains Cranes Over 50 Tons or Backhoes 115,000 Lbs. or More); Tug, Launch or Loader, Dozer or Like Equipment When Operated on a Barge, Breakwater Wall, Slip, Dock or Scow, Deck Machinery. Future Increase(s): Add \$2.08/hr on 01/01/2013; Add \$2.00/hr on 01/01/2014.	34.50	20.04	54.54
507	Work Performed on the Great Lakes Including Deck Equipment Operator, Machineryman or Fireman (Operates 4 Units or More or Maintains Cranes 50 Tons or Under or Backhoes 115,000 Lbs. or Under); Deck Hand, Deck Engineer or Assistant Tug Operator; Off Road Trucks - Great Lakes ONLY. Future Increase(s): Add \$1.88/hr on 01/01/2013; Add \$2.00/hr on 01/01/2014.	28.70	19.86	48.56

**HEAVY EQUIPMENT OPERATORS  
EXCLUDING SITE PREPARATION, UTILITY, PAVING LANDSCAPING WORK**

Fringe Benefits Must Be Paid On <u>All</u> Hours Worked				
<u>CODE</u>	<u>TRADE OR OCCUPATION</u>	<u>HOURLY BASIC RATE OF PAY</u>	<u>HOURLY FRINGE BENEFITS</u>	<u>TOTAL</u>
		\$	\$	\$
508	Boring Machine (Directional); Crane, Tower Crane, Pedestal Tower or Derrick, With or Without Attachments, With a Lifting Capacity of Over 100 Tons, Self-Erecting Tower Crane With a Lifting Capacity of Over 4,000 Lbs., Crane With Boom Dollies; Crane, Tower Crane, Pedestal Tower or Derrick, With Boom, Leads &/or Jib Lengths Measuring 176 Ft or Over; Master Mechanic. Future Increase(s): Add \$1/hr on 6/2/2013. Premium Increase(s): Add \$.50/hr for >200 Ton / Add \$1/hr at 300 Ton / Add \$1.50 at 400 Ton / Add \$2/hr at 500 Ton & Over.	35.12	18.46	53.58

Fringe Benefits Must Be Paid On <u>All</u> Hours Worked		HOURLY BASIC RATE OF PAY	HOURLY FRINGE BENEFITS	TOTAL
CODE	TRADE OR OCCUPATION	\$	\$	\$
509	Backhoe (Track Type) Having a Mfgr's Rated Capacity of 130,000 Lbs. or Over; Boring Machine (Horizontal or Vertical); Caisson Rig; Crane, Tower Crane, Portable Tower, Pedestal Tower or Derrick, With or Without Attachments, With a Lifting Capacity of 100 Tons or Under, Self-Erecting Tower Crane With A Lifting Capacity Of 4,000 Lbs. & Under; Crane, Tower Crane, Portable Tower, Pedestal Tower or Derrick, With Boom, Leads &/or Jib Lengths Measuring 175 Ft or Under; Pile Driver; Versi Lifts, Tri-Lifts & Gantrys (20,000 Lbs. & Over). Future Increase(s): Add \$1/hr on 6/2/2013. Premium Increase(s): Add \$.25/hr for all >45 Ton lifting capacity cranes.	34.12	18.46	52.58
510	Backhoe (Track Type) Having a Mfgr.'s Rated Capacity of Under 130,000 Lbs., Backhoe (Mini, 15,000 Lbs. & Under); Concrete Bump Cutter, Grinder, Planing or Grooving Machine; Concrete Laser/Screed; Concrete Paver (Slipform); Concrete Pump (Over 46 Meter), Concrete Conveyor (Rotec or Bidwell Type); Concrete Slipform Placer Curb & Gutter Machine; Concrete Spreader & Distributor; Dredge (NOT Performing Work on the Great Lakes); Forklift (Machinery Moving or Steel Erection, 25 Ft & Over); Gradall (Cruz-Aire Type); Hydro-Blaster (10,000 PSI or Over); Milling Machine; Skid Rig; Traveling Crane (Bridge Type).	32.42	17.97	50.39
511	Air, Track, Rotary or Percussion Drilling Machine &/or Hammers, Blaster; Bulldozer or Endloader (Over 40 hp); Compactor (Self-Propelled 85 Ft Total Drum Width & Over, or Tractor Mounted, Towed & Light Equipment); Concrete Pump (46 Meter & Under), Concrete Conveyor (Rotec or Bidwell Type); Crane (Carry Deck, Mini) or Truck Mounted Hydraulic Crane (10 Tons or Under); Environmental Burner; Gantrys (Under 20,000 Lbs.); Grader or Motor Patrol; High Pressure Utility Locating Machine (Daylighting Machine); Manhoist; Material or Stack Hoist; Mechanic or Welder; Railroad Track Rail Leveling Machine, Tie Placer, Extractor, Tamper, Stone Leveler or Rehabilitation Equipment; Roller (Over 5 Ton); Scraper (Self Propelled or Tractor Drawn) 5 cu yd or More Capacity; Screed (Milling Machine); Sideboom; Straddle Carrier or Travel Lift; Tining or Curing Machine; Tractor (Scraper, Dozer, Pusher, Loader); Tractor or Truck Mounted Hydraulic Backhoe; Tractor or Truck Mounted Hydraulic Crane (10 Tons or Under); Trencher (Wheel Type or Chain Type Having Over 8-Inch Bucket). Future Increase(s): Add \$1/hr on 6/2/2013.	32.39	18.46	50.85
512	Backfiller; Broom or Sweeper; Bulldozer or Endloader (Under 40 hp); Compactor (Self-Propelled 84 Ft Total Drum Width & Under, or Tractor Mounted, Towed & Light Equipment); Concrete Batch Plant, Batch Hopper; Concrete Breaker (Large, Auto, Vibratory/Sonic, Manual or Remote); Concrete Conveyor System; Concrete Finishing Machine (Road Type); Fireman (Pile Driver & Derrick NOT Performing Work on the Great Lakes); Grout Pump; Hoist (Tugger, Automatic); Industrial Locomotives; Jeep Digger; Lift Slab Machine; Mulcher; Roller (Rubber Tire, 5 Ton or Under); Screw or Gypsum Pumps; Stabilizing or Concrete Mixer (Self-Propelled or 14S or Over); Stump Chipper; Trencher (Wheel Type or Chain Type Having 8-Inch Bucket & Under); Winches & A-Frames. Future Increase(s): Add \$1/hr on 6/2/2013.	30.32	18.46	48.78

Fringe Benefits Must Be Paid On <u>All</u> Hours Worked				
<u>CODE</u>	<u>TRADE OR OCCUPATION</u>	<u>HOURLY BASIC RATE OF PAY</u>	<u>HOURLY FRINGE BENEFITS</u>	<u>TOTAL</u>
		\$	\$	\$
513	Air Compressor (&/or 400 CFM or Over); Air, Electric or Hydraulic Jacking System; Augers (Vertical & Horizontal); Boatmen (NOT Performing Work on the Great Lakes); Boiler (Temporary Heat); Crusher, Screening or Wash Plant; Elevator; Farm or Industrial Type Tractor; Fireman (Asphalt Plant NOT Performing Work on the Great Lakes); Forklift; Generator (&/or 150 KW or Over); Greaser; Heaters (Mechanical); Loading Machine (Conveyor); Oiler; Post Hole Digger or Driver; Prestress Machine; Pump (3 Inch or Over) or Well Points; Refrigeration Plant or Freeze Machine; Robotic Tool Carrier (With or Without Attachments); Rock, Stone Breaker; Skid Steer Loader (With or Without Attachments); Vibratory Hammer or Extractor, Power Pack. Future Increase(s): Add \$1/hr on 6/2/2013.	29.69	18.46	48.15
514	Gas or Utility Pipeline, Except Sewer & Water (Primary Equipment). Future Increase(s): Add \$2/hr on 1/1/2013.	34.89	20.59	55.48
515	Gas or Utility Pipeline, Except Sewer & Water (Secondary Equipment). Future Increase(s): Add \$1.60/hr on 06/01/2013; Add \$1.60/hr on 06/01/2014; Add \$1.65/hr on 06/01/2015.	31.32	17.95	49.27
516	Fiber Optic Cable Equipment Future Increase(s): Add \$1.75/hr on 02/01/2013; Add \$1.75/hr on 02/01/2014	26.69	16.65	43.34

**SEWER, WATER OR TUNNEL CONSTRUCTION**

Includes those projects that primarily involve public sewer or water distribution, transmission or collection systems and related tunnel work (excluding buildings).

**SKILLED TRADES**

Fringe Benefits Must Be Paid On All Hours Worked

<u>CODE</u>	<u>TRADE OR OCCUPATION</u>	<u>HOURLY BASIC RATE OF PAY</u> \$	<u>HOURLY FRINGE BENEFITS</u> \$	<u>TOTAL</u> \$
103	Bricklayer, Blocklayer or Stonemason Future Increase(s): Add \$1.45/hr on 6/01/2013 Premium Increase(s): DOT PREMIUM: Pay two times the hourly basic rate on Sunday, New Year's Day, Memorial Day, Independence Day, Labor Day, Thanksgiving Day & Christmas Day.	35.80	16.87	52.67
105	Carpenter Future Increase(s): Add \$.75/hr on 6/3/2013. Add \$1.25/hr on 6/2/2014. Premium Increase(s): DOT PREMIUM: Pay two times the hourly basic rate on Sunday, New Year's Day, Memorial Day, Independence Day, Labor Day, Thanksgiving Day & Christmas Day.	32.93	19.81	52.74
107	Cement Finisher Future Increase(s): Add \$1.87 on 6/1/13; Add \$1.87 on 6/1/14; Add \$1.87 on 6/1/15; Add \$1.75 on 6/1/16. Premium Increase(s): DOT PREMIUMS: 1) Pay two times the hourly basic rate on Sunday, New Year's Day, Memorial Day, Independence Day, Labor Day, Thanksgiving Day & Christmas Day. 2) Add \$1.40/hr when the Wisconsin Department of Transportation or responsible governing agency requires that work be performed at night under artificial illumination with traffic control and the work is completed after sunset and before sunrise.	32.09	16.13	48.22
109	Electrician Future Increase(s): Add \$1.60/hr on 6/1/2013. Premium Increase(s): DOT PREMIUM: Pay two times the hourly basic rate on Sunday, New Year's Day, Memorial Day, Independence Day, Labor Day, Thanksgiving Day & Christmas Day.	32.20	21.71	53.91
111	Fence Erector	22.50	3.98	26.48
116	Ironworker	30.90	19.11	50.01
118	Line Constructor (Electrical)	37.05	16.94	53.99
125	Pavement Marking Operator	28.10	15.00	43.10
126	Piledriver	30.66	15.31	45.97
130	Plumber	36.97	17.66	54.63

<b>Fringe Benefits Must Be Paid On <u>All</u> Hours Worked</b>		<b>HOURLY BASIC RATE OF PAY</b>	<b>HOURLY FRINGE BENEFITS</b>	<b>TOTAL</b>
<b>CODE</b>	<b>TRADE OR OCCUPATION</b>	<b>\$</b>	<b>\$</b>	<b>\$</b>
135	Steamfitter	41.20	16.28	57.48
137	Teledata Technician or Installer	21.26	11.75	33.01
143	Tuckpointer, Caulker or Cleaner	32.01	16.85	48.86
144	Underwater Diver (Except on Great Lakes)	37.45	19.45	56.90
146	Well Driller or Pump Installer	21.00	2.23	23.23
150	Heavy Equipment Operator - ELECTRICAL LINE CONSTRUCTION ONLY	28.24	15.10	43.34
151	Light Equipment Operator -ELECTRICAL LINE CONSTRUCTION ONLY	29.64	14.64	44.28
152	Heavy Truck Driver - ELECTRICAL LINE CONSTRUCTION ONLY	25.94	13.57	39.51
153	Light Truck Driver - ELECTRICAL LINE CONSTRUCTION ONLY	24.08	12.96	37.04
154	Groundman - ELECTRICAL LINE CONSTRUCTION ONLY	21.75	11.90	33.65

**TRUCK DRIVERS**

<b>Fringe Benefits Must Be Paid On <u>All</u> Hours Worked</b>		<b>HOURLY BASIC RATE OF PAY</b>	<b>HOURLY FRINGE BENEFITS</b>	<b>TOTAL</b>
<b>CODE</b>	<b>TRADE OR OCCUPATION</b>	<b>\$</b>	<b>\$</b>	<b>\$</b>
201	Single Axle or Two Axle	25.87	13.00	38.87
203	Three or More Axle	17.54	13.85	31.39
204	Articulated, Euclid, Dumptor, Off Road Material Hauler	31.89	17.98	49.87
205	Pavement Marking Vehicle	20.85	11.02	31.87
207	Truck Mechanic	17.00	0.00	17.00

**LABORERS**

<b>Fringe Benefits Must Be Paid On <u>All</u> Hours Worked</b>		<b>HOURLY BASIC RATE OF PAY</b>	<b>HOURLY FRINGE BENEFITS</b>	<b>TOTAL</b>
<b>CODE</b>	<b>TRADE OR OCCUPATION</b>	<b>\$</b>	<b>\$</b>	<b>\$</b>
301	General Laborer Future Increase(s): Add \$.80/hr. on 06/03/2013 Premium Increase(s): Add \$.20 for blaster, bracer, manhole builder, caulker, bottomman and power tool; Add \$.55 for pipelayer; Add \$1.00 for tunnel work 0-15 lbs. compressed air; Add \$2.00 for over 15-30 lbs. compressed air; Add \$3.00 for over 30 lbs. compressed air.	25.53	13.89	39.42
303	Landscaper	26.92	12.51	39.43

**Fringe Benefits Must Be Paid On All Hours Worked**

<u>CODE</u>	<u>TRADE OR OCCUPATION</u>	<u>HOURLY BASIC RATE OF PAY</u> \$	<u>HOURLY FRINGE BENEFITS</u> \$	<u>TOTAL</u> \$
304	Flagperson or Traffic Control Person	17.33	15.53	32.86
311	Fiber Optic Laborer (Outside, Other Than Concrete Encased)	17.81	12.22	30.03
314	Railroad Track Laborer	23.41	6.91	30.32

**HEAVY EQUIPMENT OPERATORS  
SEWER, WATER OR TUNNEL WORK**

**Fringe Benefits Must Be Paid On All Hours Worked**

<u>CODE</u>	<u>TRADE OR OCCUPATION</u>	<u>HOURLY BASIC RATE OF PAY</u> \$	<u>HOURLY FRINGE BENEFITS</u> \$	<u>TOTAL</u> \$
521	Backhoe (Track Type) Having a Mfgr.'s Rated Capacity of 130,000 Lbs. or Over; Caisson Rig; Crane, Tower Crane, Pedestal Tower or Derrick, With Boom, Leads &/or Jib Lengths Measuring 176 Ft or Over; Crane, Tower Crane, Pedestal Tower or Derrick, With or Without Attachments, With a Lifting Capacity of Over 100 Tons, Self-Erecting Tower Crane With a Lifting Capacity Of Over 4,000 Lbs., Crane With Boom Dollies; Master Mechanic; Pile Driver. Future Increase(s): Add \$1/hr on 6/2/2013. Premium Increase(s): Add \$.50/hr for >200 Ton / Add \$1/hr at 300 Ton / Add \$1.50 at 400 Ton / Add \$2/hr at 500 Ton & Over.	35.12	18.46	53.58
522	Backhoe (Track Type) Having a Mfgr.'s Rated Capacity of Under 130,000 Lbs., Backhoe (Mini, 15,000 Lbs. & Under); Boring Machine (Directional); Concrete Bump Cutter, Grinder, Planing or Grooving Machine; Concrete Laser/Screed; Concrete Paver (Slipform); Concrete Pump (Over 46 Meter), Concrete Conveyor (Rotec or Bidwell Type); Concrete Spreader & Distributor; Crane, Tower Crane, Portable Tower, Pedestal Tower or Derrick, With Boom, Leads &/or Jib Lengths Measuring 175 Ft or Under; Crane, Tower Crane, Portable Tower, Pedestal Tower or Derrick, With or Without Attachments, With a Lifting Capacity of 100 Tons or Under, Self-Erecting Tower Crane With a Lifting Capacity of 4,000 Lbs. & Under; Dredge (NOT Performing Work on the Great Lakes); Milling Machine; Skid Rig; Telehandler; Traveling Crane (Bridge Type). Future Increase(s): Add \$1/hr on 6/2/2013.	32.92	18.46	51.38
523	Air Track, Rotary or Percussion Drilling Machine &/or Hammers, Blaster; Boring Machine (Horizontal or Vertical); Bulldozer or Endloader (Over 40 hp); Crane (Carry Deck, Mini) or Truck Mounted Hydraulic Crane (10 Tons or Under); Concrete Pump (46 Meter & Under), Concrete Conveyor (Rotec or Bidwell Type); Concrete Slipform Placer Curb & Gutter Machine; Gradall (Cruz-Aire Type); Grader or Motor Patrol; Hydro-Blaster (10,000 PSI or Over); Manhoist; Material or Stack Hoist; Mechanic or Welder; Roller (Over 5 Ton); Scraper (Self Propelled or Tractor Drawn) 5 cu yd or More Capacity; Screed (Milling Machine); Sideboom; Straddle Carrier or Travel Lift; Tractor (Scraper, Dozer, Pusher, Loader); Tractor or Truck Mounted Hydraulic Backhoe; Tractor or Truck Mounted Hydraulic Crane (10 Tons or Under); Trencher (Wheel Type or Chain Type Having Over 8-Inch Bucket). Future Increase(s): Add \$1/hr on 6/2/2013.	32.39	18.46	50.85

Fringe Benefits Must Be Paid On <u>All</u> Hours Worked				
<u>CODE</u>	<u>TRADE OR OCCUPATION</u>	<u>HOURLY BASIC RATE OF PAY</u>	<u>HOURLY FRINGE BENEFITS</u>	<u>TOTAL</u>
		\$	\$	\$
524	Backfiller; Broom or Sweeper; Bulldozer or Endloader (Under 40 hp); Compactor (Self-Propelled 85 Ft Total Drum Width & Over, or Tractor Mounted, Towed & Light Equipment); Concrete Batch Plant, Batch Hopper; Concrete Breaker (Large, Auto, Vibratory/Sonic, Manual or Remote); Concrete Conveyor System; Concrete Finishing Machine (Road Type); Environmental Burner; Fireman (Pile Driver & Derrick NOT Performing Work on the Great Lakes); Forestry Equipment, Timbco, Tree Shear, Tub Grinder, Processor; Hoist (Tugger, Automatic); Grout Pump; Jeep Digger; Lift Slab Machine; Mulcher; Power Subgrader; Pump (3 Inch or Over) or Well Points; Robotic Tool Carrier (With or Without Attachments); Roller (Rubber Tire, 5 Ton or Under); Screw or Gypsum Pumps; Stabilizing or Concrete Mixer (Self-Propelled or 14S or Over); Stump Chipper; Tining or Curing Machine; Trencher (Wheel Type or Chain Type Having 8-Inch Bucket & Under); Winches & A-Frames.	31.89	18.11	50.00
525	Air Compressor (&/or 400 CFM or Over); Air, Electric or Hydraulic Jacking System; Augers (Vertical & Horizontal); Compactor (Self-Propelled 84 Ft Total Drum Width & Under, or Tractor Mounted, Towed & Light Equipment); Crusher, Screening or Wash Plant; Farm or Industrial Type Tractor; Fireman (Asphalt Plant NOT Performing Work on the Great Lakes); Generator (&/or 150 KW or Over); Heaters (Mechanical); High Pressure Utility Locating Machine (Daylighting Machine); Loading Machine (Conveyor); Post Hole Digger or Driver; Refrigeration Plant or Freeze Machine; Rock, Stone Breaker; Skid Steer Loader (With or Without Attachments); Vibratory Hammer or Extractor, Power Pack. Future Increase(s): Add \$1/hr on 6/2/2013.	29.69	18.46	48.15
526	Boiler (Temporary Heat); Forklift; Greaser; Oiler.	30.44	19.10	49.54
527	Work Performed on the Great Lakes Including Diver; Wet Tender or Hydraulic Dredge Engineer.	37.45	19.45	56.90
528	Work Performed on the Great Lakes Including 70 Ton & Over Tug Operator; Assistant Hydraulic Dredge Engineer; Crane or Backhoe Operator; Hydraulic Dredge Leverman or Diver's Tender; Mechanic or Welder.	37.45	19.45	56.90
529	Work Performed on the Great Lakes Including Deck Equipment Operator or Machineryman (Maintains Cranes Over 50 Tons or Backhoes 115,000 Lbs. or More); Tug, Launch or Loader, Dozer or Like Equipment When Operated on a Barge, Breakwater Wall, Slip, Dock or Scow, Deck Machinery.	27.75	19.15	46.90
530	Work Performed on the Great Lakes Including Deck Equipment Operator; Machineryman or Fireman (Operates 4 Units or More or Maintains Cranes 50 Tons or Under or Backhoes 115,000 Lbs. or Under), Deck Hand, Deck Engineer or Assistant Tug Operator; Off Road Trucks - Great Lakes ONLY.	27.75	19.15	46.90

<b>AIRPORT PAVEMENT OR STATE HIGHWAY CONSTRUCTION</b>
---

Includes all airport projects (excluding buildings) and all projects awarded by the Wisconsin Department of Transportation (excluding buildings).

---

**SKILLED TRADES**

---

<u>CODE</u>	<u>TRADE OR OCCUPATION</u>	<u>HOURLY BASIC RATE OF PAY</u> \$	<u>HOURLY FRINGE BENEFITS</u> \$	<u>TOTAL</u> \$
Fringe Benefits Must Be Paid On <u>All</u> Hours Worked				
103	Bricklayer, Blocklayer or Stonemason	35.58	19.20	54.78
105	Carpenter	30.16	15.31	45.47
107	Cement Finisher Future Increase(s): Add \$1.87 on 6/1/13; Add \$1.87 on 6/1/14; Add \$1.87 on 6/1/15; Add \$1.75 on 6/1/16. Premium Increase(s): DOT PREMIUMS: 1) Pay two times the hourly basic rate on Sunday, New Year's Day, Memorial Day, Independence Day, Labor Day, Thanksgiving Day & Christmas Day. 2) Add \$1.40/hr when the Wisconsin Department of Transportation or responsible governing agency requires that work be performed at night under artificial illumination with traffic control and the work is completed after sunset and before sunrise.	32.09	16.13	48.22
109	Electrician Premium Increase(s): DOT PREMIUM: Pay two times the hourly basic rate on Sunday, New Year's Day, Memorial Day, Independence Day, Labor Day, Thanksgiving Day & Christmas Day.	32.94	18.80	51.74
111	Fence Erector	28.00	4.50	32.50
116	Ironworker	30.90	19.11	50.01
118	Line Constructor (Electrical)	31.29	15.34	46.63
124	Painter	26.65	13.10	39.75
125	Pavement Marking Operator	29.22	16.71	45.93
126	Piledriver	30.66	15.31	45.97
133	Roofer or Waterproofer	30.40	2.23	32.63
137	Teledata Technician or Installer	21.26	11.75	33.01
143	Tuckpointer, Caulker or Cleaner	32.01	16.85	48.86
144	Underwater Diver (Except on Great Lakes)	37.45	19.45	56.90
150	Heavy Equipment Operator - ELECTRICAL LINE CONSTRUCTION ONLY	29.64	17.00	46.64
151	Light Equipment Operator -ELECTRICAL LINE CONSTRUCTION ONLY	35.50	15.09	50.59



Fringe Benefits Must Be Paid On <u>All</u> Hours Worked		HOURLY BASIC RATE OF PAY	HOURLY FRINGE BENEFITS	TOTAL
<u>CODE</u>	<u>TRADE OR OCCUPATION</u>	\$	\$	\$
152	Heavy Truck Driver - ELECTRICAL LINE CONSTRUCTION ONLY	25.94	13.57	39.51
153	Light Truck Driver - ELECTRICAL LINE CONSTRUCTION ONLY	24.08	12.96	37.04
154	Groundman - ELECTRICAL LINE CONSTRUCTION ONLY	21.75	11.90	33.65

**TRUCK DRIVERS**

Fringe Benefits Must Be Paid On <u>All</u> Hours Worked		HOURLY BASIC RATE OF PAY	HOURLY FRINGE BENEFITS	TOTAL
<u>CODE</u>	<u>TRADE OR OCCUPATION</u>	\$	\$	\$
201	Single Axle or Two Axle	33.22	18.90	52.12
203	Three or More Axle Future Increase(s): Add \$1.85/hr on 6/1/2013. Premium Increase(s): DOT PREMIUM: Pay two times the hourly basic rate on Sunday, New Year's Day, Memorial Day, Independence Day, Labor Day, Thanksgiving Day & Christmas Day.	23.31	17.13	40.44
204	Articulated, Euclid, Dumptor, Off Road Material Hauler Future Increase(s): Add \$2/hr on 6/1/13; Add \$1.75/hr on 6/1/14. Premium Increase(s): DOT PREMIUMS: 1) Pay two times the hourly basic rate on Sunday, New Year's Day, Memorial Day, Independence Day, Labor Day, Thanksgiving Day & Christmas Day. 2) Add \$1.25/hr night work premium. See DOT's website for details about the applicability of this night work premium at: <a href="http://roadwaystandards.dot.wi.gov/hcci/labor-wages-eeo/index.shtm">http://roadwaystandards.dot.wi.gov/hcci/labor-wages-eeo/index.shtm</a> .	27.77	19.90	47.67
205	Pavement Marking Vehicle	23.84	14.94	38.78
206	Shadow or Pilot Vehicle	33.22	18.90	52.12
207	Truck Mechanic	22.50	16.19	38.69

LABORERS

Fringe Benefits Must Be Paid On <u>All</u> Hours Worked		HOURLY BASIC RATE OF PAY	HOURLY FRINGE BENEFITS	TOTAL
CODE	TRADE OR OCCUPATION	\$	\$	\$
301	General Laborer Future Increase(s): Add \$1.70/hr on 6/1/2013; Add \$1.60/hr on 6/1/2014. Premium Increase(s): Add \$.10/hr for topman, air tool operator, vibrator or tamper operator (mechanical hand operated), chain saw operator and demolition burning torch laborer; Add \$.15/hr for bituminous worker (raker and luteman), formsetter (curb, sidewalk and pavement) and strike off man; Add \$.20/hr for blaster and powderman; Add \$.25/hr for bottomman; Add \$.35/hr for line and grade specialist; Add \$.45/hr for pipelayer. / DOT PREMIUMS: 1) Pay two times the hourly basic rate on Sunday, New Year's Day, Memorial Day, Independence Day, Labor Day, Thanksgiving Day & Christmas Day. 2) Add \$1.25/hr for work on projects involving temporary traffic control setup, for lane and shoulder closures, when work under artificial illumination conditions is necessary as required by the project provisions (including prep time prior to and/or cleanup after such time period).	28.35	13.90	42.25
302	Asbestos Abatement Worker	18.00	0.00	18.00
303	Landscaper Future Increase(s): Add \$1.70/hr on 6/1/13; Add \$1.60/hr on 6/1/14. Premium Increase(s): DOT PREMIUMS: 1) Pay two times the hourly basic rate on Sunday, New Year's Day, Memorial Day, Independence Day, Labor Day, Thanksgiving Day & Christmas Day. 2) Add \$1.25/hr for work on projects involving temporary traffic control setup, for lane and shoulder closures, when work under artificial illumination conditions is necessary as required by the project provisions (including prep time prior to and/or cleanup after such time period).	28.35	13.90	42.25
304	Flagperson or Traffic Control Person Future Increase(s): Add \$1.70/hr on 6/1/2013; Add \$1.60/hr on 6/1/2014. Premium Increase(s): DOT PREMIUMS: 1) Pay two times the hourly basic rate on Sunday, New Year's Day, Memorial Day, Independence Day, Labor Day, Thanksgiving Day & Christmas Day. 2) Add \$1.25/hr when the Wisconsin Department of Transportation or responsible governing agency requires that work be performed at night under artificial illumination with traffic control and the work is completed after sunset and before sunrise.	24.70	13.90	38.60
311	Fiber Optic Laborer (Outside, Other Than Concrete Encased)	17.81	12.22	30.03
314	Railroad Track Laborer	23.41	6.91	30.32

**HEAVY EQUIPMENT OPERATORS  
AIRPORT PAVEMENT OR STATE HIGHWAY CONSTRUCTION**

Fringe Benefits Must Be Paid On <u>All</u> Hours Worked				
<u>CODE</u>	<u>TRADE OR OCCUPATION</u>	<u>HOURLY BASIC RATE OF PAY</u>	<u>HOURLY FRINGE BENEFITS</u>	<u>TOTAL</u>
		\$	\$	\$
531	Crane, Tower Crane, Pedestal Tower or Derrick, With Boom, Leads &/or Jib Lengths Measuring 176 Ft or Over; Crane, Tower Crane, Pedestal Tower or Derrick, With or Without Attachments, With a Lifting Capacity of Over 100 Tons, Self-Erecting Tower Crane With a Lifting Capacity Of Over 4,000 Lbs., Crane With Boom Dollies; Traveling Crane (Bridge Type). Future Increase(s): Add \$2/hr on 6/1/13; Add \$1.75/hr on 6/1/14. Premium Increase(s): DOT PREMIUMS: 1) Pay two times the hourly basic rate on Sunday, New Year's Day, Memorial Day, Independence Day, Labor Day, Thanksgiving Day & Christmas Day. 2) Add \$1.25/hr night work premium. See DOT's website for details about the applicability of this night work premium at: <a href="http://roadwaystandards.dot.wi.gov/hcci/labor-wages-eeo/index.shtm">http://roadwaystandards.dot.wi.gov/hcci/labor-wages-eeo/index.shtm</a> .	35.22	19.90	55.12
532	Backhoe (Track Type) Having a Mfgr.'s Rated Capacity of 130,000 Lbs. or Over; Caisson Rig; Crane, Tower Crane, Portable Tower, Pedestal Tower or Derrick, With Boom, Leads &/or Jib Lengths Measuring 175 Ft or Under; Crane, Tower Crane, Portable Tower, Pedestal Tower or Derrick, With or Without Attachments, With a Lifting Capacity of 100 Tons or Under, Self-Erecting Tower Crane With A Lifting Capacity Of 4,000 Lbs., & Under; Dredge (NOT Performing Work on the Great Lakes); Licensed Boat Pilot (NOT Performing Work on the Great Lakes); Pile Driver. Future Increase(s): Add \$2/hr on 6/1/13; Add \$1.75/hr on 6/1/14. Premium Increase(s): DOT PREMIUMS: 1) Pay two times the hourly basic rate on Sunday, New Year's Day, Memorial Day, Independence Day, Labor Day, Thanksgiving Day & Christmas Day. 2) Add \$1.25/hr night work premium. See DOT's website for details about the applicability of this night work premium at: <a href="http://roadwaystandards.dot.wi.gov/hcci/labor-wages-eeo/index.shtm">http://roadwaystandards.dot.wi.gov/hcci/labor-wages-eeo/index.shtm</a> .	34.72	19.90	54.62

Fringe Benefits Must Be Paid On <u>All</u> Hours Worked		HOURLY BASIC RATE OF PAY	HOURLY FRINGE BENEFITS	TOTAL
CODE	TRADE OR OCCUPATION	\$	\$	\$
533	<p>Air Track, Rotary or Percussion Drilling Machine &amp;/or Hammers, Blaster; Asphalt Heater, Planer &amp; Scarifier; Asphalt Milling Machine; Asphalt Screed; Automatic Subgrader (Concrete); Backhoe (Track Type) Having a Mfgr.'s Rated Capacity of Under 130,000 Lbs., Backhoe (Mini, 15,000 Lbs. &amp; Under); Bituminous (Asphalt) Plant &amp; Paver, Screed; Boatmen (NOT Performing Work on the Great Lakes); Boring Machine (Directional, Horizontal or Vertical); Bridge (Bidwell) Paver; Bulldozer or Endloader; Concrete Batch Plant, Batch Hopper; Concrete Breaker (Large, Auto, Vibratory/Sonic, Manual or Remote); Concrete Bump Cutter, Grinder, Planing or Grooving Machine; Concrete Conveyor System; Concrete Laser/Screed; Concrete Paver (Slipform); Concrete Pump, Concrete Conveyor (Rotec or Bidwell Type); Concrete Slipform Placer Curb &amp; Gutter Machine; Concrete Spreader &amp; Distributor; Crane (Carry Deck, Mini) or Truck Mounted Hydraulic Crane (10 Tons or Under); Crane With a Lifting Capacity of 25 Tons or Under; Forestry Equipment, Timbco, Tree Shear, Tub Grinder, Processor; Gradall (Cruz-Aire Type); Grader or Motor Patrol; Grout Pump; Hydro-Blaster (10,000 PSI or Over); Loading Machine (Conveyor); Material or Stack Hoist; Mechanic or Welder; Milling Machine; Post Hole Digger or Driver; Roller (Over 5 Ton); Scraper (Self Propelled or Tractor Drawn) 5 cu yds or More Capacity; Shoulder Widener; Sideboom; Skid Rig; Stabilizing or Concrete Mixer (Self-Propelled or 14S or Over); Straddle Carrier or Travel Lift; Tractor (Scraper, Dozer, Pusher, Loader); Tractor or Truck Mounted Hydraulic Backhoe; Trencher (Wheel Type or Chain Type); Tube Finisher; Tugger (NOT Performing Work on the Great Lakes); Winches &amp; A-Frames.</p> <p>Future Increase(s): Add \$2/hr on 6/1/13; Add \$1.75/hr on 6/1/14.</p> <p>Premium Increase(s): DOT PREMIUMS: 1) Pay two times the hourly basic rate on Sunday, New Year's Day, Memorial Day, Independence Day, Labor Day, Thanksgiving Day &amp; Christmas Day. 2) Add \$1.25/hr night work premium. See DOT's website for details about the applicability of this night work premium at: <a href="http://roadwaystandards.dot.wi.gov/hcci/labor-wages-eeo/index.shtm">http://roadwaystandards.dot.wi.gov/hcci/labor-wages-eeo/index.shtm</a>.</p>	34.22	19.90	54.12
534	<p>Belting, Burlap, Texturing Machine; Broom or Sweeper; Compactor (Self-Propelled or Tractor Mounted, Towed &amp; Light Equipment); Concrete Finishing Machine (Road Type); Environmental Burner; Farm or Industrial Type Tractor; Fireman (Asphalt Plant, Pile Driver &amp; Derrick NOT Performing Work on the Great Lakes); Forklift; Greaser; Hoist (Tugger, Automatic); Jeep Digger; Joint Sawyer (Multiple Blade); Launch (NOT Performing Work on the Great Lakes); Lift Slab Machine; Mechanical Float; Mulcher; Power Subgrader; Robotic Tool Carrier (With or Without Attachments); Roller (Rubber Tire, 5 Ton or Under); Self Propelled Chip Spreader; Shouldering Machine; Skid Steer Loader (With or Without Attachments); Telehandler; Tining or Curing Machine.</p> <p>Future Increase(s): Add \$2/hr on 6/1/13; Add \$1.75/hr on 6/1/14.</p> <p>Premium Increase(s):</p>	33.96	19.90	53.86

Fringe Benefits Must Be Paid On All Hours Worked

<u>CODE</u>	<u>TRADE OR OCCUPATION</u>	<u>HOURLY BASIC RATE OF PAY</u> \$	<u>HOURLY FRINGE BENEFITS</u> \$	<u>TOTAL</u> \$
	<p>DOT PREMIUMS: 1) Pay two times the hourly basic rate on Sunday, New Year's Day, Memorial Day, Independence Day, Labor Day, Thanksgiving Day &amp; Christmas Day. 2) Add \$1.25/hr night work premium. See DOT's website for details about the applicability of this night work premium at: <a href="http://roadwaystandards.dot.wi.gov/hcci/labor-wages-eeo/index.shtm">http://roadwaystandards.dot.wi.gov/hcci/labor-wages-eeo/index.shtm</a>.</p>			
535	<p>Air Compressor (&amp;/or 400 CFM or Over); Air, Electric or Hydraulic Jacking System; Augers (Vertical &amp; Horizontal); Automatic Belt Conveyor &amp; Surge Bin; Boiler (Temporary Heat); Concrete Proportioning Plant; Crusher, Screening or Wash Plant; Generator (&amp;/or 150 KW or Over); Heaters (Mechanical); High Pressure Utility Locating Machine (Daylighting Machine); Mudjack; Oiler; Prestress Machine; Pug Mill; Pump (3 Inch or Over) or Well Points; Rock, Stone Breaker; Screed (Milling Machine); Stump Chipper; Tank Car Heaters; Vibratory Hammer or Extractor, Power Pack.</p> <p>Future Increase(s): Add \$2/hr on 6/1/13; Add \$1.75/hr on 6/1/14.</p> <p>Premium Increase(s): DOT PREMIUMS: 1) Pay two times the hourly basic rate on Sunday, New Year's Day, Memorial Day, Independence Day, Labor Day, Thanksgiving Day &amp; Christmas Day. 2) Add \$1.25/hr night work premium. See DOT's website for details about the applicability of this night work premium at: <a href="http://roadwaystandards.dot.wi.gov/hcci/labor-wages-eeo/index.shtm">http://roadwaystandards.dot.wi.gov/hcci/labor-wages-eeo/index.shtm</a>.</p>	33.67	19.90	53.57
536	Fiber Optic Cable Equipment.	25.74	15.85	41.59
537	Work Performed on the Great Lakes Including Diver; Wet Tender or Hydraulic Dredge Engineer.	37.45	19.45	56.90
538	Work Performed on the Great Lakes Including 70 Ton & Over Tug Operator; Assistant Hydraulic Dredge Engineer; Crane or Backhoe Operator; Hydraulic Dredge Leverman or Diver's Tender; Mechanic or Welder.	37.45	19.45	56.90
539	Work Performed on the Great Lakes Including Deck Equipment Operator or Machineryman (Maintains Cranes Over 50 Tons or Backhoes 115,000 Lbs. or More); Tug, Launch or Loader, Dozer or Like Equipment When Operated on a Barge, Breakwater Wall, Slip, Dock or Scow, Deck Machinery.	27.75	19.15	46.90
540	Work Performed on the Great Lakes Including Deck Equipment Operator, Machineryman or Fireman (Operates 4 Units or More or Maintains Cranes 50 Tons or Under or Backhoes 115,000 Lbs. or Under); Deck Hand, Deck Engineer or Assistant Tug Operator; Off Road Trucks-Great Lakes ONLY.	27.75	19.15	46.90

**LOCAL STREET OR MISCELLANEOUS PAVING CONSTRUCTION**

Includes roads, streets, alleys, trails, bridges, paths, racetracks, parking lots and driveways (except residential or agricultural), public sidewalks or other similar projects (excluding projects awarded by the Wisconsin Department of Transportation).

**SKILLED TRADES**

Fringe Benefits Must Be Paid On All Hours Worked

<u>CODE</u>	<u>TRADE OR OCCUPATION</u>	<u>HOURLY BASIC RATE OF PAY</u> \$	<u>HOURLY FRINGE BENEFITS</u> \$	<u>TOTAL</u> \$
103	Bricklayer, Blocklayer or Stonemason	33.00	15.00	48.00
105	Carpenter	30.16	15.31	45.47
107	Cement Finisher	31.48	15.68	47.16
109	Electrician Premium Increase(s): DOT PREMIUM: Pay two times the hourly basic rate on Sunday, New Year's Day, Memorial Day, Independence Day, Labor Day, Thanksgiving Day & Christmas Day.	32.94	18.80	51.74
111	Fence Erector	22.50	3.98	26.48
116	Ironworker	30.90	19.11	50.01
118	Line Constructor (Electrical)	37.05	16.94	53.99
124	Painter	24.80	14.78	39.58
125	Pavement Marking Operator	28.10	15.00	43.10
126	Piledriver	30.66	15.31	45.97
133	Roofer or Waterproofer	30.40	2.23	32.63
137	Teledata Technician or Installer	21.26	11.75	33.01
143	Tuckpointer, Caulker or Cleaner	32.01	16.85	48.86
144	Underwater Diver (Except on Great Lakes)	37.45	19.45	56.90
150	Heavy Equipment Operator - ELECTRICAL LINE CONSTRUCTION ONLY	29.64	14.55	44.19
151	Light Equipment Operator -ELECTRICAL LINE CONSTRUCTION ONLY Premium Increase(s): DOT PREMIUM: Pay two times the hourly basic rate on Sunday, New Year's Day, Memorial Day, Independence Day, Labor Day, Thanksgiving Day & Christmas Day.	30.60	14.64	45.24
152	Heavy Truck Driver - ELECTRICAL LINE CONSTRUCTION ONLY	25.94	13.57	39.51
153	Light Truck Driver - ELECTRICAL LINE CONSTRUCTION ONLY	24.08	12.96	37.04
154	Groundman - ELECTRICAL LINE CONSTRUCTION ONLY	21.75	11.90	33.65

---

 TRUCK DRIVERS
 

---

Fringe Benefits Must Be Paid On <u>All</u> Hours Worked		HOURLY BASIC RATE OF PAY	HOURLY FRINGE BENEFITS	TOTAL
<u>CODE</u>	<u>TRADE OR OCCUPATION</u>	\$	\$	\$
201	Single Axle or Two Axle	25.87	13.00	38.87
203	Three or More Axle	17.00	0.00	17.00
204	Articulated, Euclid, Dumptor, Off Road Material Hauler Future Increase(s): Add \$1/hr on 6/2/2013.	32.39	18.46	50.85
205	Pavement Marking Vehicle	20.85	11.02	31.87
206	Shadow or Pilot Vehicle	25.87	13.00	38.87
207	Truck Mechanic	17.00	0.00	17.00

---

 LABORERS
 

---

Fringe Benefits Must Be Paid On <u>All</u> Hours Worked		HOURLY BASIC RATE OF PAY	HOURLY FRINGE BENEFITS	TOTAL
<u>CODE</u>	<u>TRADE OR OCCUPATION</u>	\$	\$	\$
301	General Laborer	27.20	13.37	40.57
303	Landscaper	18.25	1.11	19.36
304	Flagperson or Traffic Control Person	17.33	15.53	32.86
311	Fiber Optic Laborer (Outside, Other Than Concrete Encased)	17.81	12.22	30.03
314	Railroad Track Laborer	23.41	6.91	30.32

**HEAVY EQUIPMENT OPERATORS  
CONCRETE PAVEMENT OR BRIDGE WORK**

Fringe Benefits Must Be Paid On All Hours Worked

<u>CODE</u>	<u>TRADE OR OCCUPATION</u>	<u>HOURLY BASIC RATE OF PAY</u> \$	<u>HOURLY FRINGE BENEFITS</u> \$	<u>TOTAL</u> \$
541	<p>Crane, Tower Crane, Pedestal Tower or Derrick, With or Without Attachments, With a Lifting Capacity of Over 100 Tons, Self-Erecting Tower Crane With a Lifting Capacity Of Over 4,000 Lbs., Crane With Boom Dollies; Crane, Tower Crane, Pedestal Tower or Derrick, With Boom, Leads &amp;/or Jib Lengths Measuring 176 Ft or Over; Master Mechanic.</p> <p>Future Increase(s): Add \$2/hr on 6/1/13; Add \$1.75/hr on 6/1/14.</p> <p>Premium Increase(s): DOT PREMIUMS: 1) Pay two times the hourly basic rate on Sunday, New Year's Day, Memorial Day, Independence Day, Labor Day, Thanksgiving Day &amp; Christmas Day. 2) Add \$1.25/hr night work premium. See DOT's website for details about the applicability of this night work premium at: <a href="http://roadwaystandards.dot.wi.gov/hcci/labor-wages-eeo/index.shtm">http://roadwaystandards.dot.wi.gov/hcci/labor-wages-eeo/index.shtm</a>.</p>	35.22	19.90	55.12
542	<p>Backhoe (Track Type) Having a Mfgr.'s Rated Capacity of 130,000 Lbs. or Over; Caisson Rig; Crane, Tower Crane, Portable Tower, Pedestal Tower or Derrick, With or Without Attachments, With a Lifting Capacity of 100 Tons or Under, Self-Erecting Tower Crane With a Lifting Capacity of 4,000 Lbs. &amp; Under; Crane, Tower Crane Portable Tower, Pedestal Tower or Derrick, With Boom, Leads &amp;/or Jib Lengths Measuring 175 Ft or Under; Dredge (NOT Performing Work on the Great Lakes); Licensed Boat Pilot (NOT Performing Work on the Great Lakes); Pile Driver.</p> <p>Future Increase(s): Add \$2/hr on 6/1/13; Add \$1.75/hr on 6/1/14.</p> <p>Premium Increase(s): DOT PREMIUMS: 1) Pay two times the hourly basic rate on Sunday, New Year's Day, Memorial Day, Independence Day, Labor Day, Thanksgiving Day &amp; Christmas Day. 2) Add \$1.25/hr night work premium. See DOT's website for details about the applicability of this night work premium at: <a href="http://roadwaystandards.dot.wi.gov/hcci/labor-wages-eeo/index.shtm">http://roadwaystandards.dot.wi.gov/hcci/labor-wages-eeo/index.shtm</a>.</p>	34.72	19.90	54.62



Fringe Benefits Must Be Paid On <u>All</u> Hours Worked		HOURLY BASIC RATE OF PAY	HOURLY FRINGE BENEFITS	TOTAL
CODE	TRADE OR OCCUPATION	\$	\$	\$
543	<p>Air Track, Rotary or Percussion Drilling Machine &amp;/or Hammers, Blaster; Automatic Subgrader (Concrete); Backhoe (Track Type) Having a Mfgr.'s Rated Capacity of Under 130,000 Lbs., Backhoe (Mini, 15,000 Lbs. &amp; Under); Boring Machine (Directional, Horizontal or Vertical); Bridge (Bidwell) Paver; Bulldozer or Endloader; Concrete Batch Plant, Batch Hopper; Concrete Breaker (Large, Auto, Vibratory/Sonic, Manual or Remote); Concrete Bump Cutter, Grinder, Planing or Grooving Machine; Concrete Conveyor System; Concrete Laser/Screed; Concrete Paver (Slipform); Concrete Pump, Concrete Conveyor (Rotec or Bidwell Type); Concrete Slipform Placer Curb &amp; Gutter Machine; Concrete Spreader &amp; Distributor; Crane (Carry Deck, Mini) or Truck Mounted Hydraulic Crane (10 Tons or Under); Crane With a Lifting Capacity of 25 Tons or Under; Forestry Equipment, Timbco, Tree Shear, Tub Grinder, Processor; Gradall (Cruz-Aire Type); Grader or Motor Patrol; Grout Pump; Hydro-Blaster (10,000 PSI or Over); Loading Machine (Conveyor); Manhoist; Material or Stack Hoist; Mechanic or Welder; Milling Machine; Post Hole Digger or Driver; Scraper (Self Propelled or Tractor Drawn) 5 cu yds or More Capacity; Shoulder Widener; Sideboom; Skid Rig; Stabilizing or Concrete Mixer (Self-Propelled or 14S or Over); Straddle Carrier or Travel Lift; Tractor (Scraper, Dozer, Pusher, Loader); Tractor or Truck Mounted Hydraulic Backhoe; Trencher (Wheel Type or Chain Type); Tube Finisher; Tugger (NOT Performing Work on the Great Lakes); Winches &amp; A-Frames.</p> <p>Future Increase(s): Add \$2/hr on 6/1/13; Add \$1.75/hr on 6/1/14.</p> <p>Premium Increase(s): DOT PREMIUMS: 1) Pay two times the hourly basic rate on Sunday, New Year's Day, Memorial Day, Independence Day, Labor Day, Thanksgiving Day &amp; Christmas Day. 2) Add \$1.25/hr night work premium. See DOT's website for details about the applicability of this night work premium at: <a href="http://roadwaystandards.dot.wi.gov/hcci/labor-wages-eeo/index.shtm">http://roadwaystandards.dot.wi.gov/hcci/labor-wages-eeo/index.shtm</a>.</p>	34.22	19.90	54.12
544	<p>Backfiller; Belting, Burlap, Texturing Machine; Broom or Sweeper; Compactor (Self-Propelled or Tractor Mounted, Towed &amp; Light Equipment); Concrete Finishing Machine (Road Type); Environmental Burner; Farm or Industrial Type Tractor; Fireman (Pile Driver &amp; Derrick NOT Performing Work on the Great Lakes); Forklift; Greaser; Jeep Digger; Joint Sawyer (Multiple Blade); Launch (NOT Performing Work on the Great Lakes); Lift Slab Machine; Mechanical Float; Mulcher; Power Subgrader; Robotic Tool Carrier (With or Without Attachments); Self Propelled Chip Spreader; Shouldering Machine; Skid Steer Loader (With or Without Attachments); Telehandler; Tining or Curing Machine.</p> <p>Future Increase(s): Add \$2/hr on 6/1/13; Add \$1.75/hr on 6/1/14.</p> <p>Premium Increase(s): DOT PREMIUMS: 1) Pay two times the hourly basic rate on Sunday, New Year's Day, Memorial Day, Independence Day, Labor Day, Thanksgiving Day &amp; Christmas Day. 2) Add \$1.25/hr night work premium. See DOT's website for details about the applicability of this night work premium at: <a href="http://roadwaystandards.dot.wi.gov/hcci/labor-wages-eeo/index.shtm">http://roadwaystandards.dot.wi.gov/hcci/labor-wages-eeo/index.shtm</a>.</p>	33.96	19.90	53.86

Fringe Benefits Must Be Paid On <u>All</u> Hours Worked		HOURLY BASIC RATE OF PAY	HOURLY FRINGE BENEFITS	TOTAL
<u>CODE</u>	<u>TRADE OR OCCUPATION</u>	\$	\$	\$
545	Air Compressor (&/or 400 CFM or Over); Air, Electric or Hydraulic Jacking System; Automatic Belt Conveyor & Surge Bin; Boiler (Temporary Heat); Concrete Proportioning Plant; Crusher, Screening or Wash Plant; Generator (&/or 150 KW or Over); Heaters (Mechanical); High Pressure Utility Locating Machine (Daylighting Machine); Mudjack; Oiler; Prestress Machine; Pug Mill; Pump (3 Inch or Over) or Well Points; Rock, Stone Breaker; Screed (Milling Machine); Stump Chipper; Tank Car Heaters; Vibratory Hammer or Extractor, Power Pack.	29.82	17.98	47.80
546	Fiber Optic Cable Equipment.	25.74	15.85	41.59
547	Work Performed on the Great Lakes Including Diver; Wet Tender or Hydraulic Dredge Engineer.	37.45	19.45	56.90
548	Work Performed on the Great Lakes Including 70 Ton & Over Tug Operator; Assistant Hydraulic Dredge Engineer; Crane or Backhoe Operator; Hydraulic Dredge Leverman or Diver's Tender; Mechanic or Welder.	37.45	19.45	56.90
549	Work Performed on the Great Lakes Including Deck Equipment Operator or Machineryman (Maintains Cranes Over 50 Tons or Backhoes 115,000 Lbs. or more); Tug, Launch or Loader, Dozer or Like Equipment When Operated on a Barge, Breakwater Wall, Slip, Dock or Scow, Deck Machinery.	27.75	19.15	46.90
550	Work Performed on the Great Lakes Including Deck Equipment Operator; Machineryman or Fireman (Operates 4 Units or More or Maintains Cranes 50 Tons or Under or Backhoes 115,000 Lbs. or Under); Deck Hand, Deck Engineer or Assistant Tug Operator; Off Road Trucks - Great Lakes ONLY.	27.75	19.15	46.90

**HEAVY EQUIPMENT OPERATORS  
ASPHALT PAVEMENT OR OTHER WORK**

Fringe Benefits Must Be Paid On <u>All</u> Hours Worked		HOURLY BASIC RATE OF PAY	HOURLY FRINGE BENEFITS	TOTAL
<u>CODE</u>	<u>TRADE OR OCCUPATION</u>	\$	\$	\$
551	Crane, Tower Crane, Pedestal Tower or Derrick, With or Without Attachments, With a Lifting Capacity of Over 100 Tons, Self Erecting Tower Crane With a Lifting Capacity of Over 4,000 Lbs., Crane With Boom Dollies; Crane, Tower Crane, Pedestal Tower or Derrick, With Boom, Leads and/or Jib Lengths Measuring 176 Ft or Over; Master Mechanic.	34.62	17.98	52.60
552	Backhoe (Track Type) Having a Mfgr.'s Rated Capacity of 130,000 Lbs. or Over; Caisson Rig; Crane, Tower Crane, Portable Tower, Pedestal Tower or Derrick, With or Without Attachments, With a Lifting Capacity of 100 Tons or Under, Self-Erecting Tower Crane With a Lifting Capacity Of 4,000 Lbs. & Under; Crane, Tower Crane, Portable Tower, Pedestal Tower or Derrick, With Boom, Leads &/or Jib Lengths Measuring 175 Ft or Under; Dredge (NOT Performing Work on the Great Lakes); Licensed Boat Pilot (NOT Performing Work on the Great Lakes); Pile Driver. Future Increase(s): Add \$1/hr on 6/2/2013.	32.92	18.46	51.38

Fringe Benefits Must Be Paid On <u>All</u> Hours Worked		HOURLY BASIC RATE OF PAY	HOURLY FRINGE BENEFITS	TOTAL
CODE	TRADE OR OCCUPATION	\$	\$	\$
553	Air, Track, Rotary or Percussion Drilling Machine &/or Hammers, Blaster; Asphalt Heater, Planer & Scarifier; Asphalt Milling Machine; Asphalt Screed; Backhoe (Track Type) Having a Mfgr.'s Rated Capacity of Under 130,000 Lbs., Backhoe (Mini, 15,000 Lbs. & Under); Bituminous (Asphalt) Plant & Paver, Screed; Boring Machine (Directional, Horizontal or Vertical); Bulldozer or Endloader; Concrete Breaker (Large, Auto, Vibratory/Sonic, Manual or Remote); Concrete Conveyor System; Concrete Laser/Screed; Concrete Slipform Placer Curb & Gutter Machine; Crane (Carry Deck, Mini) or Truck Mounted Hydraulic Crane (10 Tons or Under); Crane With a Lifting Capacity of 25 Tons or Under; Forestry Equipment, Timbco, Tree Shear, Tub Grinder, Processor; Gradall (Cruz-Aire Type); Grader or Motor Patrol; Hydro-Blaster (10,000 PSI or Over); Loading Machine (Conveyor); Manhoist; Material or Stack Hoist; Mechanic or Welder; Milling Machine; Post Hole Digger or Driver; Railroad Track Rail Leveling Machine, Tie Placer, Extractor, Tamper, Stone Leveler or Rehabilitation Equipment; Roller (Over 5 Ton); Scraper (Self Propelled or Tractor Drawn) 5 cu yds or More Capacity; Shoulder Widener; Sideboom; Skid Rig; Stabilizing or Concrete Mixer (Self-Propelled or 14S or Over); Tractor (Scraper, Dozer, Pusher, Loader); Tractor or Truck Mounted Hydraulic Backhoe; Trencher (Wheel Type or Chain Type); Tube Finisher; Tugger (NOT Performing Work on the Great Lakes); Winches & A-Frames. Future Increase(s): Add \$1/hr on 6/2/2013.	32.39	18.46	50.85
554	Backfiller; Broom or Sweeper; Compactor (Self-Propelled or Tractor Mounted, Towed & Light Equipment); Concrete Finishing Machine (Road Type); Environmental Burner; Farm or Industrial Type Tractor; Fireman (Asphalt Plant, Pile Driver & Derrick NOT Performing Work on the Great Lakes); Forklift; Greaser; Hoist (Tugger, Automatic); Jeep Digger; Joint Sawyer (Multiple Blade); Launch (NOT Performing Work on the Great Lakes); Lift Slab Machine; Mechanical Float; Mulcher; Power Subgrader; Robotic Tool Carrier (With or Without Attachments); Roller (Rubber Tire, 5 Ton or Under); Self-Propelled Chip Spreader; Shouldering Machine; Skid Steer Loader (With or Without Attachments); Telehandler. Future Increase(s): Add \$2/hr on 6/1/13; Add \$1.75/hr on 6/1/14.	33.67	19.55	53.22
555	Air Compressor (&/or 400 CFM or Over); Air, Electric or Hydraulic Jacking System; Augers (Vertical & Horizontal); Automatic Belt Conveyor & Surge Bin; Boiler (Temporary Heat); Crusher, Screening or Wash Plant; Generator (&/or 150 KW or Over); Heaters (Mechanical); High Pressure Utility Locating Machine (Daylighting Machine); Mudjack; Oiler; Prestress Machine; Pug Mill; Pump (3 Inch or Over) or Well Points; Rock, Stone Breaker; Screed (Milling Machine); Stump Chipper; Tank Car Heaters; Vibratory Hammer or Extractor, Power Pack. Future Increase(s): Add \$2/hr on 6/1/13; Add \$1.75/hr on 6/1/14.	33.67	19.55	53.22
556	Fiber Optic Cable Equipment.	25.74	15.85	41.59

**RESIDENTIAL OR AGRICULTURAL CONSTRUCTION**

Includes single family houses or apartment buildings of no more than four (4) stories in height and all buildings, structures or facilities that are primarily used for agricultural or farming purposes, excluding commercial buildings. For classification purposes, the exterior height of a residential building, in terms of stories, is the primary consideration. All incidental items such as site work, driveways, parking lots, private sidewalks, private septic systems or sewer and water laterals connected to a public system and swimming pools are included within this definition. Residential buildings of five (5) stories and above are NOT included within this definition.

**SKILLED TRADES**

Fringe Benefits Must Be Paid On <u>All</u> Hours Worked		HOURLY BASIC RATE OF PAY	HOURLY FRINGE BENEFITS	TOTAL
CODE	TRADE OR OCCUPATION	\$	\$	\$
101	Acoustic Ceiling Tile Installer	19.50	11.10	30.60
102	Boilermaker	31.09	24.52	55.61
103	Bricklayer, Blocklayer or Stonemason	23.00	0.00	23.00
104	Cabinet Installer	16.25	3.22	19.47
105	Carpenter	30.16	1.36	31.52
106	Carpet Layer or Soft Floor Coverer	23.95	6.48	30.43
107	Cement Finisher	22.46	2.71	25.17
108	Drywall Taper or Finisher	15.50	0.00	15.50
109	Electrician	17.00	13.64	30.64
110	Elevator Constructor	44.94	23.84	68.78
111	Fence Erector	18.52	5.93	24.45
112	Fire Sprinkler Fitter	36.07	18.60	54.67
113	Glazier	37.13	12.32	49.45
114	Heat or Frost Insulator	35.00	0.00	35.00
115	Insulator (Batt or Blown)	18.50	13.98	32.48
116	Ironworker	30.90	19.11	50.01
117	Lather	30.16	1.36	31.52
119	Marble Finisher	16.50	2.38	18.88
120	Marble Mason	23.00	0.00	23.00
121	Metal Building Erector	16.52	1.82	18.34
123	Overhead Door Installer	17.00	0.00	17.00
124	Painter	23.00	11.27	34.27
125	Pavement Marking Operator	28.10	15.00	43.10

Fringe Benefits Must Be Paid On <u>All</u> Hours Worked				
<u>CODE</u>	<u>TRADE OR OCCUPATION</u>	<u>HOURLY BASIC RATE OF PAY</u>	<u>HOURLY FRINGE BENEFITS</u>	<u>TOTAL</u>
		\$	\$	\$
129	Plasterer	20.00	0.00	20.00
130	Plumber	38.90	0.00	38.90
132	Refrigeration Mechanic	33.00	1.79	34.79
133	Roofer or Waterproofer	17.50	3.73	21.23
134	Sheet Metal Worker	21.03	3.40	24.43
135	Steamfitter	41.20	16.28	57.48
137	Teledata Technician or Installer	19.23	1.46	20.69
138	Temperature Control Installer	21.00	0.00	21.00
139	Terrazzo Finisher	26.57	16.00	42.57
140	Terrazzo Mechanic	30.01	17.13	47.14
141	Tile Finisher	20.60	4.88	25.48
142	Tile Setter	19.00	0.00	19.00
143	Tuckpointer, Caulker or Cleaner	32.50	2.84	35.34
146	Well Driller or Pump Installer	19.00	7.30	26.30
147	Siding Installer	19.07	0.00	19.07

---

**TRUCK DRIVERS**

---

Fringe Benefits Must Be Paid On <u>All</u> Hours Worked				
<u>CODE</u>	<u>TRADE OR OCCUPATION</u>	<u>HOURLY BASIC RATE OF PAY</u>	<u>HOURLY FRINGE BENEFITS</u>	<u>TOTAL</u>
		\$	\$	\$
201	Single Axle or Two Axle	28.05	4.18	32.23
203	Three or More Axle	20.00	4.37	24.37
205	Pavement Marking Vehicle	20.85	11.02	31.87
207	Truck Mechanic	19.00	1.85	20.85

---

**LABORERS**

---

Fringe Benefits Must Be Paid On <u>All</u> Hours Worked				
<u>CODE</u>	<u>TRADE OR OCCUPATION</u>	<u>HOURLY BASIC RATE OF PAY</u>	<u>HOURLY FRINGE BENEFITS</u>	<u>TOTAL</u>
		\$	\$	\$
301	General Laborer	19.80	7.22	27.02
302	Asbestos Abatement Worker	18.00	6.24	24.24
303	Landscaper	13.15	6.51	19.66

**Fringe Benefits Must Be Paid On All Hours Worked**

<u>CODE</u>	<u>TRADE OR OCCUPATION</u>	<u>HOURLY BASIC RATE OF PAY</u> \$	<u>HOURLY FRINGE BENEFITS</u> \$	<u>TOTAL</u> \$
311	Fiber Optic Laborer (Outside, Other Than Concrete Encased)	17.81	12.22	30.03
315	Final Construction Clean-Up Worker	15.00	0.00	15.00

**HEAVY EQUIPMENT OPERATORS  
RESIDENTIAL OR AGRICULTURAL CONSTRUCTION**

**Fringe Benefits Must Be Paid On All Hours Worked**

<u>CODE</u>	<u>TRADE OR OCCUPATION</u>	<u>HOURLY BASIC RATE OF PAY</u> \$	<u>HOURLY FRINGE BENEFITS</u> \$	<u>TOTAL</u> \$
557	Asphalt Heater, Planer & Scarifier; Asphalt Milling Machine; Asphalt Screed; Backhoe (Track Type); Backhoe (Mini, 15,000 Lbs. & Under); Bituminous (Asphalt) Plant & Paver, Screed; Boring Machine (Directional, Horizontal or Vertical); Bulldozer or Endloader; Concrete Breaker (Large, Auto, Vibratory/Sonic, Manual or Remote); Concrete Bump Cutter, Grinder, Planing or Grooving Machine; Concrete Conveyor System; Concrete Laser/Screed; Concrete Paver (Slipform); Concrete Pump, Concrete Conveyor (Rotec or Bidwell Type); Concrete Slipform Placer Curb & Gutter Machine; Concrete Spreader & Distributor; Crane (Carry Deck, Mini) or Truck Mounted Hydraulic Crane (10 Tons or Under); Crane With a Lifting Capacity of 25 Tons or Under; Crane, Shovel, Dragline, Clamshells; Forestry Equipment, Timberco, Tree Shear, Tub Grinder, Processor; Grader or Motor Patrol; Grout Pump; Hydro-Blaster (10,000 PSI or Over); Loading Machine (Conveyor); Manhoist; Material or Stack Hoist; Mechanic or Welder; Milling Machine; Roller (Over 5 Ton); Scraper (Self Propelled or Tractor Drawn) 5 cu yds or More Capacity; Shoulder Widener; Skid Rig; Stabilizing or Concrete Mixer (Self-Propelled or 14S or Over); Tractor (Scraper, Dozer, Pusher, Loader); Tractor or Truck Mounted Hydraulic Backhoe; Tractor or Truck Mounted Hydraulic Crane (10 Tons or Under); Trencher (Wheel Type or Chain Type); Winches & A-Frames.	31.89	18.20	50.09
558	Air Compressor (&/or 400 CFM or Over); Air, Electric or Hydraulic Jacking System; Backfiller; Belting, Burlap, Texturing Machine; Boiler (Temporary Heat); Broom or Sweeper; Compactor (Self-Propelled or Tractor Mounted, Towed & Light Equipment); Concrete Finishing Machine (Road Type); Farm or Industrial Type Tractor; Forklift; Generator (&/or 150 KW or Over); Heaters (Mechanical); High Pressure Utility Locating Machine (Daylighting Machine); Jeep Digger; Lift Slab Machine; Mulcher; Oiler; Post Hole Digger or Driver; Power Subgrader; Pump (3 Inch or Over) or Well Points; Robotic Tool Carrier (With or Without Attachments); Rock, Stone Breaker; Roller (Rubber Tire, 5 Tons or Under); Screed (Milling Machine); Self Propelled Chip Spreader; Shouldering Machine; Skid Steer Loader (With or Without Attachments); Stump Chipper; Telehandler; Vibratory Hammer or Extractor, Power Pack.	28.70	4.91	33.61

\*\*\*\*\* END OF RATES \*\*\*\*\*