

**CITY OF MADISON
VISION AND MISSION STATEMENTS**

Vision Statement:

The City of Madison will be a safe and healthy place for all to live, learn, work and play.

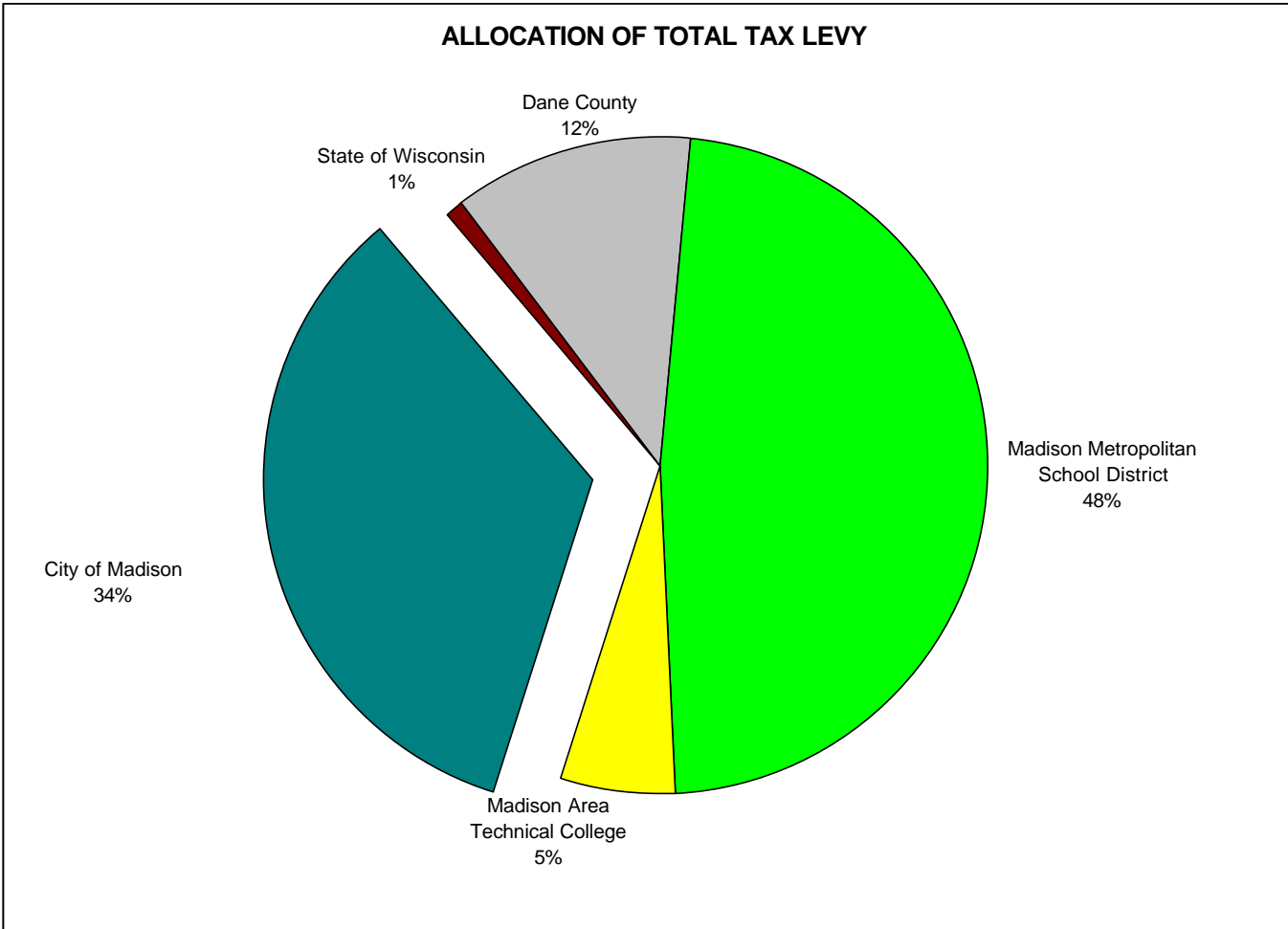
Mission Statement:

The City of Madison, through the efforts of dedicated employees and elected officials, will deliver the highest quality services and provide a fair and orderly system of governance for our citizens and visitors.

2000
ADOPTED
OPERATING BUDGET

SUMMARY OF LOCAL PROPERTY TAXES

<u>Taxing Jurisdiction</u>	<u>1998</u>		<u>1999</u>		<u>2000</u>	
	<u>Amount</u>	<u>Mills</u>	<u>Amount</u>	<u>Mills</u>	<u>Amount</u>	<u>Mills</u>
State of Wisconsin	\$ 2,066,450	0.2000	\$ 2,187,839	0.2000	\$ 2,289,367	0.2000
Dane County	34,641,398	3.4600	35,374,052	3.3700	36,033,182	3.2800
Madison Metropolitan School District	143,372,526	15.3600	142,378,773	14.6400	141,874,511	13.9900
Madison Area Technical College	15,127,291	1.5100	15,882,095	1.5100	16,584,915	1.5100
City of Madison	<u>94,195,458</u>	<u>9.4100</u>	<u>98,645,938</u>	<u>9.4000</u>	<u>102,744,585</u>	<u>9.3600</u>
Total Tax Levy	289,403,123	29.9400	294,468,697	29.1200	299,526,560	28.3400
State Tax Credit	<u>(25,688,576)</u>	<u>-2.5200</u>	<u>(26,777,575)</u>	<u>-2.5000</u>	<u>(26,979,299)</u>	<u>-2.4000</u>
Net Tax Levy	<u><u>263,714,547</u></u>	<u><u>27.4200</u></u>	<u><u>267,691,122</u></u>	<u><u>26.6200</u></u>	<u><u>272,547,261</u></u>	<u><u>25.9400</u></u>



2000
ADOPTED
OPERATING BUDGET

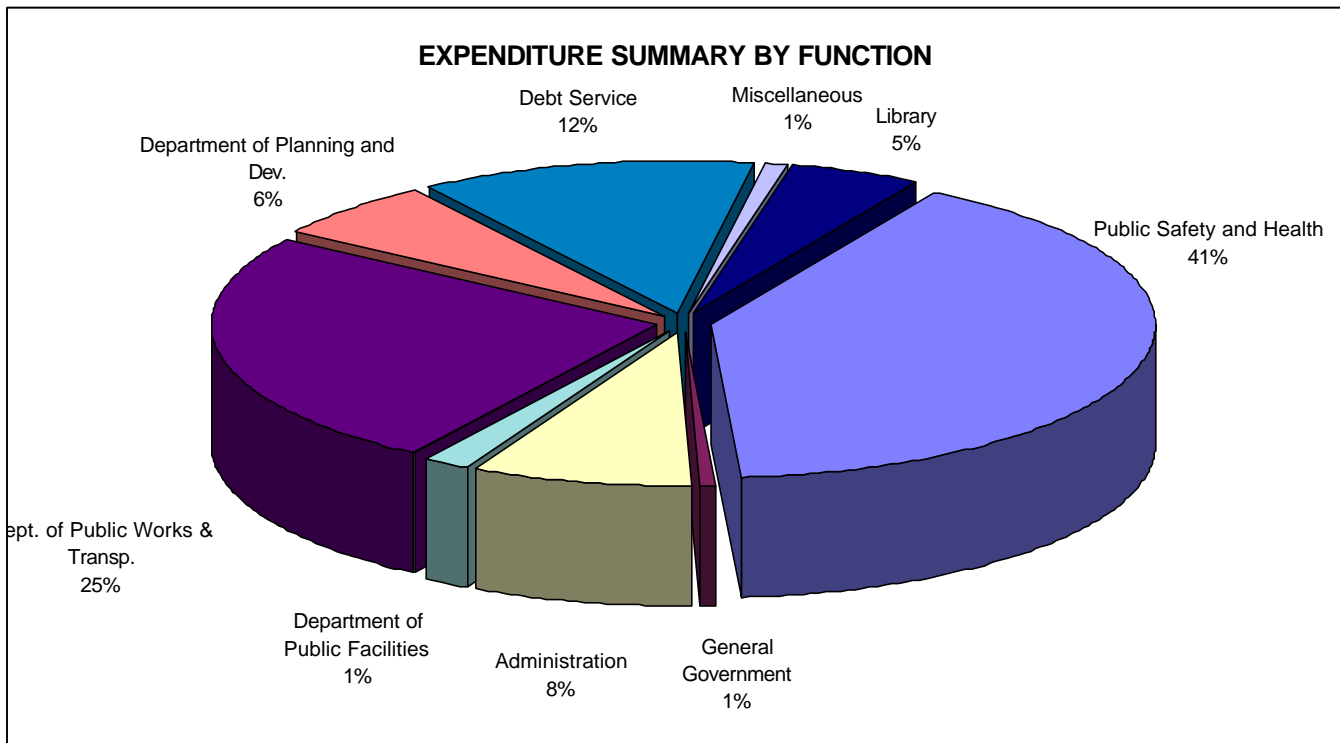
CITY TAX RATE COMPUTATION

	<u>1999 Budget</u>	<u>2000 Executive</u>	<u>2000 Adopted</u>
ASSESSED VALUE			
Real Property:			
Residential	\$ 6,521,188,200	\$ 6,903,087,900	\$ 6,903,087,900
Commercial	3,373,279,100	3,644,811,800	3,644,811,800
Agricultural	7,720,900	5,716,200	5,716,200
Manufacturing	<u>166,088,800</u>	<u>179,300,000</u>	<u>179,300,000</u>
Total Real Property	\$ 10,068,277,000	\$ 10,732,915,900	\$ 10,732,915,900
Personal Property:			
Locally Assessed	583,123,200	446,642,500	446,642,500
Manufacturing	69,312,600	51,410,700	51,410,700
Board of Review Adjustments	<u>(15,000,000)</u>	<u>(15,000,000)</u>	<u>(15,000,000)</u>
Total Assessable Property	10,705,712,800	11,215,969,100	11,215,969,100
Less TIF Increment Value	<u>(208,750,150)</u>	<u>(250,000,000)</u>	<u>(235,424,250)</u>
Net Taxable Property	<u>\$ 10,496,962,650</u>	<u>\$ 10,965,969,100</u>	<u>\$ 10,980,544,850</u>
 BUDGETED REVENUES AND EXPENDITURES			
General Fund Expenditures	\$ 145,900,321	\$ 151,637,594	\$ 151,883,834
Net Library Fund Expenditures	<u>6,366,624</u>	<u>7,326,106</u>	<u>7,383,625</u>
Total Expenditures	<u>152,266,945</u>	<u>158,963,700</u>	<u>159,267,459</u>
 Total Revenues	 \$ 50,521,006	 \$ 52,355,757	 \$ 53,522,873
Fund Balance Applied	<u>3,100,000</u>	<u>3,000,000</u>	<u>3,000,000</u>
 Total Revenues and Fund Balance	 <u>53,621,006</u>	 <u>55,355,757</u>	 <u>56,522,873</u>
 PROPERTY TAX LEVY	 <u>\$ 98,645,939</u>	 <u>\$ 103,607,943</u>	 <u>\$ 102,744,586</u>
 MILL RATE	 <u>9.4000</u>	 <u>9.4500</u>	 <u>9.3600</u>
General Fund Portion	8.7900	8.7800	8.6800
Library Portion	0.6100	0.6700	0.6800

2000
ADOPTED
OPERATING BUDGET

EXPENDITURE SUMMARY BY FUNCTION

	<u>1998 Actual</u>	<u>1999 Budget</u>	<u>1999 Projected</u>	<u>2000 Request</u>	<u>2000 Executive</u>	<u>2000 Adopted</u>
Public Safety and Health	\$ 59,737,271	\$ 61,785,781	\$ 61,855,780	\$ 61,789,121	\$ 62,548,346	\$ 64,447,403
General Government	1,012,250	1,107,552	1,107,552	1,107,552	1,125,859	1,172,311
Administration	11,439,967	12,412,532	12,412,532	12,381,612	12,383,467	12,805,160
Department of Public Facilities	2,934,879	2,348,846	2,348,846	2,348,681	2,323,574	2,374,148
Dept. of Public Works & Transp.	36,687,511	39,290,772	39,342,773	39,728,391	39,605,111	40,579,424
Department of Planning and Dev.	8,698,898	9,134,815	9,152,469	9,421,995	9,284,463	9,741,016
Debt Service	18,145,624	18,224,200	18,224,200	19,797,887	19,197,757	19,197,757
Miscellaneous	3,253,250	1,595,823	3,233,231	5,676,042	5,169,017	1,566,615
TOTAL GENERAL FUND	\$ 141,909,651	\$ 145,900,321	\$ 147,677,383	\$ 152,251,281	\$ 151,637,594	\$ 151,883,834
Library	6,191,053	6,366,624	6,366,624	6,537,976	7,326,106	7,383,625
TOTAL EXPENDITURES	\$ 148,100,704	\$ 152,266,945	\$ 154,044,007	\$ 158,789,257	\$ 158,963,700	\$ 159,267,459



2000
ADOPTED
OPERATING BUDGET

AGENCY BUDGETS BY FUNCTION

	<u>1998 Actual</u>	<u>1999 Budget</u>	<u>1999 Projected</u>	<u>2000 Request</u>	<u>2000 Executive</u>	<u>2000 Adopted</u>
PUBLIC SAFETY AND HEALTH						
Fire	\$ 23,232,005	\$ 23,946,438	\$ 24,016,438	\$ 23,946,438	\$ 24,327,328	\$ 24,992,322
Police	32,672,502	33,757,344	33,757,344	33,757,344	34,115,820	35,197,123
Public Health	<u>3,832,764</u>	<u>4,081,999</u>	<u>4,081,999</u>	<u>4,085,339</u>	<u>4,105,198</u>	<u>4,257,958</u>
TOTAL	<u>\$ 59,737,271</u>	<u>\$ 61,785,781</u>	<u>\$ 61,855,780</u>	<u>\$ 61,789,121</u>	<u>\$ 62,548,346</u>	<u>\$ 64,447,403</u>

GENERAL GOVERNMENT

Common Council	\$ 275,316	\$ 267,122	\$ 267,122	\$ 267,122	\$ 268,999	\$ 281,152
Mayor	713,052	751,384	751,384	751,384	769,320	792,684
Municipal Court	<u>23,883</u>	<u>89,046</u>	<u>89,046</u>	<u>89,046</u>	<u>87,540</u>	<u>98,475</u>
TOTAL	<u>\$ 1,012,250</u>	<u>\$ 1,107,552</u>	<u>\$ 1,107,552</u>	<u>\$ 1,107,552</u>	<u>\$ 1,125,859</u>	<u>\$ 1,172,311</u>

ADMINISTRATION

Dept. of Administration	\$ 3,967	\$ 4,070	\$ 4,070	\$ 0	\$ 0	\$ 0
Attorney	1,677,976	1,797,577	1,797,577	1,797,025	1,757,118	1,821,528
Affirmative Action	490,221	510,450	510,450	510,588	513,068	530,517
Revenue	2,230,268	2,569,097	2,569,097	2,546,788	2,626,585	2,698,203
Madison City Channel	226,348	236,719	236,719	236,719	200,395	238,824
Comptroller	1,952,906	2,115,720	2,115,720	2,111,593	2,129,188	2,203,502
Information Services	2,804,578	2,967,184	2,967,184	2,967,184	2,958,925	3,043,886
Human Resources	1,526,682	1,645,029	1,645,029	1,645,029	1,637,746	1,684,595
Equal Opportunities Commission	<u>527,022</u>	<u>566,686</u>	<u>566,686</u>	<u>566,686</u>	<u>560,442</u>	<u>584,105</u>
TOTAL	<u>\$ 11,439,967</u>	<u>\$ 12,412,532</u>	<u>\$ 12,412,532</u>	<u>\$ 12,381,612</u>	<u>\$ 12,383,467</u>	<u>\$ 12,805,160</u>

Agency Budgets by Function: Continued

	<u>1998 Actual</u>	<u>1999 Budget</u>	<u>1999 Projected</u>	<u>2000 Request</u>	<u>2000 Executive</u>	<u>2000 Adopted</u>
DEPARTMENT OF PUBLIC FACILITIES						
Public Facilities	\$ 704,444	\$ 753,414	\$ 753,414	\$ 753,405	\$ 754,292	\$ 727,163
Civic Center	1,254,773	1,299,903	1,299,903	1,299,747	1,272,025	1,341,031
Monona Terrace	702,527	0	0	0	0	0
Senior Center	273,136	295,529	295,529	295,529	297,257	305,954
TOTAL	<u>\$ 2,934,879</u>	<u>\$ 2,348,846</u>	<u>\$ 2,348,846</u>	<u>\$ 2,348,681</u>	<u>\$ 2,323,574</u>	<u>\$ 2,374,148</u>

DEPARTMENT OF PUBLIC WORKS AND TRANSPORTATION

Public Works & Transportation	\$ 74,389	\$ 4,070	\$ 4,070	\$ 4,070	\$ 3,915	\$ 3,945
Engineering	2,446,107	2,979,489	2,979,489	2,979,489	2,893,828	3,074,789
Sewer Utility	0	0	0	0	0	0
Parks	9,006,199	9,658,903	9,658,903	9,742,936	9,773,414	10,146,685
Ice Enterprise	255,079	176,462	176,462	211,560	172,755	222,292
Golf Enterprise	0	0	0	0	0	0
Streets	15,687,330	16,781,654	16,833,654	16,833,654	16,759,397	17,298,765
Water Utility	0	0	0	0	0	0
Transit Utility	5,975,594	5,996,094	5,996,094	6,262,581	6,085,740	6,003,340
Traffic Engineering	3,242,812	3,694,101	3,694,101	3,694,101	3,698,185	3,829,608
Parking Utility	0	0	0	0	0	0
Motor Equipment	0	0	0	0	217,877	0
TOTAL	<u>\$ 36,687,511</u>	<u>\$ 39,290,772</u>	<u>\$ 39,342,773</u>	<u>\$ 39,728,391</u>	<u>\$ 39,605,111</u>	<u>\$ 40,579,424</u>

DEPARTMENT OF PLANNING AND DEVELOPMENT

Planning Administration	\$ 503,714	\$ 479,195	\$ 479,195	\$ 539,611	\$ 537,095	\$ 553,253
Planning Unit	1,230,245	1,360,652	1,360,652	1,374,044	1,367,047	1,488,018
Inspection Unit	2,734,166	2,807,952	2,807,952	2,810,039	2,793,754	2,983,447
Community & Economic Dev.	560,136	656,206	656,206	655,597	650,725	682,484
Housing Operations	14,725	31,125	31,125	31,125	31,125	31,125
Community Dev. Block Grant	210,578	243,078	243,078	243,078	251,578	269,528
Community Services	3,445,334	3,556,607	3,574,261	3,768,501	3,653,139	3,733,161
TOTAL	<u>\$ 8,698,898</u>	<u>\$ 9,134,815</u>	<u>\$ 9,152,469</u>	<u>\$ 9,421,995</u>	<u>\$ 9,284,463</u>	<u>\$ 9,741,016</u>

LIBRARY	<u>\$ 6,191,053</u>	<u>\$ 6,366,624</u>	<u>\$ 6,366,624</u>	<u>\$ 6,537,976</u>	<u>\$ 7,326,106</u>	<u>\$ 7,383,625</u>
----------------	---------------------	---------------------	---------------------	---------------------	---------------------	---------------------

2000
ADOPTED
OPERATING BUDGET

DEBT SERVICE SUMMARY

	1999 BUDGET			2000 ADOPTED		
	<u>Principal</u>	<u>Interest</u>	<u>Total</u>	<u>Principal</u>	<u>Interest</u>	<u>Total</u>
TYPE OF DEBT						
General Obligation Bonds	\$ 650,000	\$ 545,025	\$ 1,195,025	\$ 650,000	\$ 510,250	\$ 1,160,250
Promissory Notes	18,035,000	5,596,612	23,631,612	19,009,543	5,316,962	24,326,505
Land Contracts and Mortgages	0	0	0	0	0	0
State Trust Fund Loans	55,436	10,122	65,558	58,605	6,953	65,558
Paying Agent Fees	0	20,000	20,000	0	20,000	20,000
Proposed Borrowing	0	537,616	537,616	0	0	0
TOTAL	<u>\$ 18,740,436</u>	<u>\$ 6,709,375</u>	<u>\$ 25,449,811</u>	<u>\$ 19,718,148</u>	<u>\$ 5,854,165</u>	<u>\$ 25,572,313</u>

SOURCE OF FUNDS

Transit Utility	\$ 614,861	\$ 219,763	\$ 834,624	\$ 663,951	\$ 193,617	\$ 857,568
Ice Arenas	42,000	12,328	54,328	25,500	9,906	35,406
Golf Courses	87,800	44,213	132,013	88,800	30,759	119,559
TIF Districts	1,021,000	280,407	1,301,407	819,000	179,911	998,911
Information Services	4,500	810	5,310	4,600	440	5,040
Madison Public Library	171,300	75,232	246,532	283,800	105,990	389,790
Madison City Channel	0	0	0	0	0	0
Vilas Park Zoo	0	0	0	0	0	0
Motor Equipment	2,136,936	712,125	2,849,061	2,188,805	609,329	2,798,134
Civic Center	54,000	12,045	66,045	43,900	8,167	52,067
Insurance Fund	195,000	214,041	409,041	210,000	197,817	407,817
South Central Library	20,000	4,240	24,240	20,000	3,320	23,320
Interest Earnings	300,000	200,000	500,000	0	0	0
Debt Service Reserve	773,907	29,103	803,010	606,443	80,501	686,944
TOTAL NON-GENERAL FUND	<u>\$ 5,421,304</u>	<u>\$ 1,804,307</u>	<u>\$ 7,225,611</u>	<u>\$ 4,954,799</u>	<u>\$ 1,419,757</u>	<u>\$ 6,374,556</u>
 General Fund Portion	 <u>\$ 13,319,132</u>	 <u>\$ 4,905,068</u>	 <u>\$ 18,224,200</u>	 <u>\$ 14,763,349</u>	 <u>\$ 4,434,408</u>	 <u>\$ 19,197,757</u>

2000
ADOPTED
OPERATING BUDGET

STATEMENT OF INDEBTEDNESS AND DEBT SERVICE

SUMMARY BY PURPOSE OF ISSUE

Purpose	Principal, 2000			Interest
	Outstanding January 1	Payable	Outstanding December 31	Payable 2000
Promissory Notes:				
Streets	\$ 42,048,320	\$ 7,038,175	\$ 35,010,145	\$ 1,991,714
Storm Sewers	5,219,700	872,600	4,347,100	246,168
Parks Improvements	8,000,000	1,373,830	6,626,170	378,939
Land Acquisition	3,315,900	643,700	2,672,200	156,326
			0	
Public Buildings	4,908,540	916,415	3,992,125	231,396
Equipment Purchase	9,912,246	1,488,834	8,423,412	459,189
Information Services	11,500	4,500	7,000	540
Planning & Development	755,270	119,530	635,740	30,585
			0	
Refuse Reduction & Landfill	905,900	319,800	586,100	40,828
Police	2,282,550	385,980	1,896,570	110,434
Fire	5,941,810	954,485	4,987,325	278,581
Total General Fund	\$ 83,301,736	\$ 14,117,849	\$ 69,183,887	\$ 3,924,700
TIF Districts	3,942,400	819,000	3,123,400	179,911
Library	2,071,520	283,800	1,787,720	105,990
Civic Center	164,800	43,900	120,900	8,167
Recreation Enterprises	815,900	114,300	701,600	34,985
			0	
Motor Equipment	12,908,800	2,130,200	10,778,600	602,376
Transit Utility	4,079,444	663,951	3,415,493	193,617
Miscellaneous	1,399,485	626,543	772,942	69,399
Insurance Fund	2,260,000	210,000	2,050,000	197,817
Total Promissory Notes	\$ 110,944,085	\$ 19,009,543	\$ 91,934,542	\$ 5,316,962
General Obligation Bonds	10,400,000	650,000	9,750,000	510,250
State Trust Fund Loans	120,598	58,605	61,993	6,953
Land Contracts & Mortgages	0	0	0	0
TOTAL G.O. DEBT	\$ 121,464,683	\$ 19,718,148	\$ 101,746,535	\$ 5,834,165
Paying Agent Fees	0	0	0	20,000
	121,464,683	19,718,148	101,746,535	5,854,165
Revenue Debt	98,197,199	6,345,847	91,851,352	5,418,906
TOTAL	\$ 219,661,882	\$ 26,063,995	\$ 193,597,887	\$ 11,273,071

2000
ADOPTED
OPERATING BUDGET

MISCELLANEOUS APPROPRIATIONS

	<u>1998 Actual</u>	<u>1999 Budget</u>	<u>1999 Projected</u>	<u>2000 Request</u>	<u>2000 Executive</u>	<u>2000 Adopted</u>
SUPPLEMENTAL COMPENSATION						
Salary Increases and Benefits	\$ 27,280	\$ 0	\$ 0	\$ 0	\$ 0	\$ 0
Reclassification Reserve	0	40,000	40,000	40,000	0	0
Sick Leave Escrow	1,417,424	1,450,000	1,358,810	1,456,000	1,456,000	1,435,352
Salary Continuation Insurance	318,623	322,000	316,799	325,000	325,000	325,000
Unemployment Insurance	131,896	181,000	155,873	160,000	160,000	160,000
Workers Compensation	653,574	680,000	680,000	680,000	680,000	680,000
Health Insurance	8,103,212	8,655,387	9,086,664	9,841,000	9,841,000	9,836,000
Group Life Insurance	66,040	69,000	74,085	75,000	75,000	75,000
Wisconsin Retirement System	16,448,757	14,853,000	15,580,405	14,169,000	14,169,000	14,350,852
Social Security	6,001,856	5,868,000	6,449,169	6,611,000	6,611,000	6,792,000
Police and Fire Disability	536,182	573,000	580,248	592,000	592,000	592,000
Flexible Benefits Cost	21,089	19,000	25,742	26,000	26,000	26,000
Prior Police & Fire Pension Plan	0	0	0	816,000	816,000	816,000
Local 311 Retiree Health Insurance	0	0	0	200,000	200,000	200,000
TOTAL FRINGE BENEFITS	<u>\$ 33,725,933</u>	<u>\$ 32,710,387</u>	<u>\$ 34,347,795</u>	<u>\$ 34,991,000</u>	<u>\$ 34,951,000</u>	<u>\$ 35,288,204</u>
Less Allocation to Agencies	<u>32,055,079</u>	<u>32,702,154</u>	<u>32,702,154</u>	<u>32,970,936</u>	<u>33,395,961</u>	<u>35,270,179</u>
Net Benefits Appropriation	\$ 1,670,854	\$ 8,233	\$ 1,645,641	\$ 2,020,064	\$ 1,555,039	\$ 18,025
General Wage Increase Not Allocated to Agency Budgets	<u>0</u>	<u>0</u>	<u>0</u>	<u>2,065,388</u>	<u>2,065,388</u>	<u>0</u>
TOTAL SUPPLEMENTAL COMPENSATION	<u>\$ 1,670,854</u>	<u>\$ 8,233</u>	<u>\$ 1,645,641</u>	<u>\$ 4,085,452</u>	<u>\$ 3,620,427</u>	<u>\$ 18,025</u>
DIRECT APPROPRIATION TO CAPITAL / SPECIAL REVENUE						
	<u>\$ 16,491</u>	<u>\$ 0</u>	<u>\$ 0</u>	<u>\$ 0</u>	<u>\$ 0</u>	<u>\$ 0</u>

Miscellaneous Appropriations: Continued

	<u>1998 Actual</u>	<u>1999 Budget</u>	<u>1999 Projected</u>	<u>2000 Request</u>	<u>2000 Executive</u>	<u>2000 Adopted</u>
OTHER DIRECT APPROPRIATIONS						
Convention Bureau (a)	\$ 769,000	\$ 0	\$ 0	\$ 0	\$ 0	\$ 0
Martin Luther King Holiday	1,500	1,500	1,500	1,500	1,500	1,500
Martin Luther King Awards	1,500	1,500	1,500	1,500	1,500	1,500
Merit Awards	5,154	0	0	0	0	0
Memorial Day Celebration	750	1,000	1,000	1,000	1,000	1,000
Sister City Program	5,600	8,000	8,000	8,000	8,000	8,000
Art Purchases	1,487	0	0	0	0	0
Planning Resources	27,272	22,000	22,000	22,000	22,000	22,000
Police and Fire Commission	28,862	25,000	25,000	25,000	25,000	25,000
General Travel (b)	38,224	5,000	5,000	5,000	5,000	5,000
Taxes and Special Assessments	50,000	50,000	50,000	50,000	50,000	50,000
Zoo	295,540	295,540	295,540	295,540	295,540	295,540
Federal Liaison	20,109	25,000	25,000	25,000	25,000	25,000
City Memberships	64,944	67,500	67,500	70,500	70,500	72,500
Youth Conservation	10,500	10,500	10,500	10,500	10,500	10,500
Miscellaneous Litigation	3,806	0	0	0	0	0
City-County Building Increase	90,600	90,600	90,600	90,600	90,600	90,600
Improvement Initiatives (c)	50,000	50,000	50,000	50,000	50,000	50,000
AIDS Network	24,700	24,700	24,700	24,700	24,700	24,700
Community Organizations (d)	31,000	31,000	31,000	31,000	29,000	29,000
Civic Promotion (d)	37,750	38,750	38,750	38,750	38,750	26,750
Contingent Reserve (e)	0	800,000	800,000	800,000	800,000	800,000
Living Wage (f)	7,607	40,000	40,000	40,000	0	0
Study Circles (g)	0	0	0	0	0	10,000
TOTAL	<u>\$ 1,565,905</u>	<u>\$ 1,587,590</u>	<u>\$ 1,587,590</u>	<u>\$ 1,590,590</u>	<u>\$ 1,548,590</u>	<u>\$ 1,548,590</u>
TOTAL MISCELLANEOUS APPROPRIATIONS	<u>\$ 3,253,250</u>	<u>\$ 1,595,823</u>	<u>\$ 3,233,231</u>	<u>\$ 5,676,042</u>	<u>\$ 5,169,017</u>	<u>\$ 1,566,615</u>

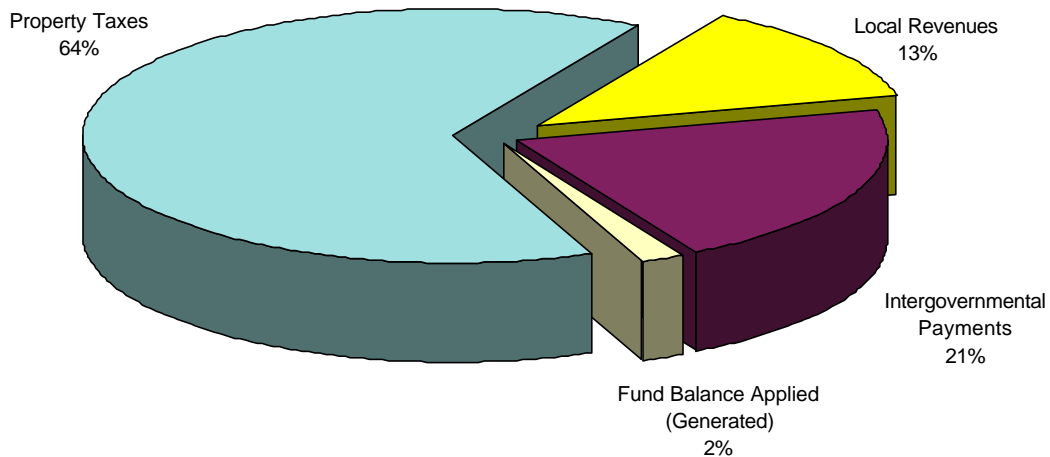
- (a) The Greater Madison Convention and Visitors Bureau is included on the separate Distribution of Transient Occupancy (Room) Tax page.
- (b) General Travel was distributed to individual agencies in the 1999 Executive Budget.
- (c) This funding may be used to contract for services for employee and leadership development, as well as strategic planning.
- (d) Organizations included in this category were shown separately prior to 1998. The Adopted Budget decrease in Civic Promotion is a result of transferring \$12,000 to the CitiARTS grant process (\$6,000 for Concerts on the Square and \$6,000 for Summer Concerts).
- (e) Funding for the Domestic Partnership Health Insurance Program is included in this Budget. Upon adoption of the Budget and implementation of the Domestic Partnership Health Insurance Program, the Comptroller is authorized to transfer up to \$200,000 from the Contingent Reserve to the appropriate benefit line item as needed. The Comptroller and Human Resource Director are required to report to the Board of Estimates and Common Council on a semiannual basis on the number of employees taking advantage of the benefit and the cost and the progress that the State is making changing the State Local Government Options Plan.
- (f) In the Executive Budget, this funding was distributed to the agency budgets of Community Development Block Grant and Community Services.
- (g) Establish a fund to act as seed money to start a community study circle program. The intent is to obtain funds with fundraising efforts directed at both the private sector and other governmental entities and foundations. While the intent is to obtain other funding, the intent of the Council is to advance funding from the Contingent Reserve of up to \$70,000. The Comptroller is authorized to transfer up to that amount as needed. If other funding is obtained, the Contingent Reserve advances will be repaid. The intent is also that the program is not automatically run by a City agency. City agencies would, however, be permitted to respond to an RFP. The RFP shall solicit a program that conforms to the program described in the Race Relations Task Force report adopted by the Council.

2000
ADOPTED
OPERATING BUDGET

FUNDING SOURCES BY MAJOR CATEGORY

	<u>1998 Actual</u>	<u>1999 Budget</u>	<u>1999 Projected</u>	<u>2000 Request</u>	<u>2000 Executive</u>	<u>2000 Adopted</u>
Payments in Lieu of Tax	\$ 3,065,603	\$ 3,091,469	\$ 3,091,469	\$ 3,186,469	\$ 3,186,469	\$ 3,186,469
Other Local Taxes	2,728,744	589,000	589,000	407,000	407,000	407,000
Fines and Forfeitures	4,104,573	4,029,073	4,029,073	4,120,000	4,416,203	4,416,203
Charges for Services	2,701,592	2,820,000	2,820,000	2,825,000	2,825,000	2,825,000
Licenses and Permits	3,682,030	2,806,339	2,806,339	2,929,500	2,929,500	2,929,500
Ungrouped Revenues	<u>7,424,494</u>	<u>6,397,000</u>	<u>6,397,000</u>	<u>6,410,000</u>	<u>6,410,000</u>	<u>6,410,000</u>
Local Revenues	\$ 23,707,036	\$ 19,732,881	\$ 19,732,881	\$ 19,877,969	\$ 20,174,172	\$ 20,174,172
Intergovernmental Payments	<u>31,245,901</u>	<u>30,788,125</u>	<u>30,788,125</u>	<u>31,759,000</u>	<u>32,181,585</u>	<u>33,348,701</u>
Total Revenues	\$ 54,952,937	\$ 50,521,006	\$ 50,521,006	\$ 51,636,969	\$ 52,355,757	\$ 53,522,873
Fund Balance Applied (Generated)	<u>3,306,948</u>	<u>3,100,000</u>	<u>3,100,000</u>	<u>3,000,000</u>	<u>3,000,000</u>	<u>3,000,000</u>
Total Revenue and Fund Balance	\$ 58,259,885	\$ 53,621,006	\$ 53,621,006	\$ 54,636,969	\$ 55,355,757	\$ 56,522,873
Property Taxes	<u>89,840,819</u>	<u>98,645,939</u>	<u>100,423,001</u>	<u>104,152,288</u>	<u>103,607,943</u>	<u>102,744,586</u>
TOTAL SOURCES	<u>\$ 148,100,704</u>	<u>\$ 152,266,945</u>	<u>\$ 154,044,007</u>	<u>\$ 158,789,257</u>	<u>\$ 158,963,700</u>	<u>\$ 159,267,459</u>

FUNDING SOURCES BY MAJOR CATEGORY



2000
ADOPTED
OPERATING BUDGET

GENERAL FUND REVENUES

	<u>1998 Actual</u>	<u>1999 Budget</u>	<u>1999 Projected</u>	<u>2000 Request</u>	<u>2000 Executive</u>	<u>2000 Adopted</u>
PAYMENTS IN LIEU OF TAX						
CDA	\$ 145,996	\$ 149,000	\$ 149,000	\$ 149,000	\$ 149,000	\$ 149,000
Parking Utility	557,541	575,000	575,000	560,000	560,000	560,000
Water Utility	2,031,469	2,031,469	2,031,469	2,031,469	2,031,469	2,031,469
Civic Center	141,543	145,000	145,000	145,000	145,000	145,000
Ice Enterprise	17,235	18,000	18,000	18,000	18,000	18,000
Golf Enterprise	119,440	123,000	123,000	123,000	123,000	123,000
Other	52,379	50,000	50,000	160,000	160,000	160,000
TOTAL	<u>\$ 3,065,603</u>	<u>\$ 3,091,469</u>	<u>\$ 3,091,469</u>	<u>\$ 3,186,469</u>	<u>\$ 3,186,469</u>	<u>\$ 3,186,469</u>
OTHER LOCAL TAXES						
Transient Occupancy Tax	\$ 2,500,000	\$ 364,000	\$ 364,000	\$ 182,000	\$ 182,000	\$ 182,000
Mobile Home Tax	177,625	175,000	175,000	175,000	175,000	175,000
Penalties on Delinquent Taxes	51,119	50,000	50,000	50,000	50,000	50,000
TOTAL	<u>\$ 2,728,744</u>	<u>\$ 589,000</u>	<u>\$ 589,000</u>	<u>\$ 407,000</u>	<u>\$ 407,000</u>	<u>\$ 407,000</u>
FINES AND FORFEITURES						
Moving Violations	\$ 598,575	\$ 728,273	\$ 728,273	\$ 730,000	\$ 1,026,203	\$ 1,026,203
Uniform Citations	399,301	390,000	390,000	390,000	390,000	390,000
Parking Violations	3,106,697	2,910,800	2,910,800	3,000,000	3,000,000	3,000,000
TOTAL	<u>\$ 4,104,573</u>	<u>\$ 4,029,073</u>	<u>\$ 4,029,073</u>	<u>\$ 4,120,000</u>	<u>\$ 4,416,203</u>	<u>\$ 4,416,203</u>
CHARGES FOR SERVICES						
Engineering Charges	\$ 188,519	\$ 160,000	\$ 160,000	\$ 160,000	\$ 160,000	\$ 160,000
Cemetery Fees	183,530	170,000	170,000	170,000	170,000	170,000
Parks Use Charges	246,024	270,000	270,000	270,000	270,000	270,000
Sewer Charges	67,774	60,000	60,000	65,000	65,000	65,000
Ambulance Conveyance Fees	1,895,730	2,050,000	2,050,000	2,050,000	2,050,000	2,050,000
Other Service Charges	120,015	110,000	110,000	110,000	110,000	110,000
TOTAL	<u>\$ 2,701,592</u>	<u>\$ 2,820,000</u>	<u>\$ 2,820,000</u>	<u>\$ 2,825,000</u>	<u>\$ 2,825,000</u>	<u>\$ 2,825,000</u>

General Fund Revenues: Continued

	<u>1998 Actual</u>	<u>1999 Budget</u>	<u>1999 Projected</u>	<u>2000 Request</u>	<u>2000 Executive</u>	<u>2000 Adopted</u>
LICENSES AND PERMITS						
Dog Licenses	\$ 26,113	\$ 20,000	\$ 20,000	\$ 20,000	\$ 20,000	\$ 20,000
Cat Licenses	13,230	7,000	7,000	10,000	10,000	10,000
Bicycle Licenses	39,793	45,000	45,000	40,000	40,000	40,000
Miscellaneous Licenses	310,327	285,839	285,839	290,000	290,000	290,000
Liquor Licenses	296,356	260,000	260,000	275,000	275,000	275,000
Building Permits	2,717,947	1,897,000	1,897,000	2,000,000	2,000,000	2,000,000
Reinspection & Extension Fees	26,530	7,500	7,500	7,500	7,500	7,500
Weights and Measures Permits	58,314	47,000	47,000	50,000	50,000	50,000
Street Opening Permits	58,457	150,000	150,000	150,000	150,000	150,000
Other Permits	134,963	87,000	87,000	87,000	87,000	87,000
TOTAL	<u>\$ 3,682,030</u>	<u>\$ 2,806,339</u>	<u>\$ 2,806,339</u>	<u>\$ 2,929,500</u>	<u>\$ 2,929,500</u>	<u>\$ 2,929,500</u>

UNGROUPED REVENUES

Interest on Investments	\$ 5,291,315	\$ 4,200,000	\$ 4,200,000	\$ 4,200,000	\$ 4,200,000	\$ 4,200,000
Special Assessment Interest	150,000	150,000	150,000	150,000	150,000	150,000
Rental and Sale of Property	221,517	152,000	152,000	160,000	160,000	160,000
Cable Franchise Revenues	1,151,571	1,075,000	1,075,000	1,100,000	1,100,000	1,100,000
TIF Reimbursements	433,660	530,000	530,000	550,000	550,000	550,000
UDAG Reimbursements	40,000	40,000	40,000	0	0	0
Miscellaneous Revenues	136,431	250,000	250,000	250,000	250,000	250,000
TOTAL	<u>\$ 7,424,494</u>	<u>\$ 6,397,000</u>	<u>\$ 6,397,000</u>	<u>\$ 6,410,000</u>	<u>\$ 6,410,000</u>	<u>\$ 6,410,000</u>

INTERGOVERNMENTAL REVENUES

State Shared Revenue	\$ 11,497,696	\$ 10,960,753	\$ 10,960,753	\$ 10,434,630	\$ 10,505,659	\$ 10,505,659
State Expenditure Restraint	5,099,801	5,052,064	5,052,064	5,052,060	5,048,526	5,990,000
State Pmt for Municipal Service	6,992,904	7,181,400	7,181,400	7,181,400	7,181,400	7,181,400
State Highway Aid	6,318,928	6,318,928	6,318,928	6,115,910	6,471,000	6,486,250
State Recycling Aid	1,014,785	954,980	954,980	955,000	955,000	955,000
Computer Reimbursement	0	0	0	1,700,000	1,700,000	1,910,392
Fire Insurance Dues	321,787	320,000	320,000	320,000	320,000	320,000
TOTAL	<u>\$ 31,245,901</u>	<u>\$ 30,788,125</u>	<u>\$ 30,788,125</u>	<u>\$ 31,759,000</u>	<u>\$ 32,181,585</u>	<u>\$ 33,348,701</u>

2000
ADOPTED
OPERATING BUDGET

**DISTRIBUTION OF PUBLIC, EDUCATIONAL AND GOVERNMENTAL
(PEG) ACCESS FUNDING FROM SUBSCRIBER CONTRIBUTIONS**

	<u>Request</u>		<u>Executive Budget</u>		<u>Adopted Budget</u>	
	<u>Amount</u>	<u>Percent</u>	<u>Amount</u>	<u>Percent</u>	<u>Amount</u>	<u>Percent</u>
OPERATING CONTRIBUTIONS						
WYOU	\$ 115,500	35%	\$ 87,000	25%	\$ 115,500	33.2%
Madison City Channel	207,900	63%	254,040	73%	225,900	64.9%
Misc. Special Programming	6,600	2%	6,960	2%	6,600	1.9%
Total	<u>\$ 330,000</u>	<u>100%</u>	<u>\$ 348,000</u>	<u>100%</u>	<u>\$ 348,000</u>	<u>100.0%</u>

Operating funds are an additional charge paid by subscribers to fund PEG access. The amount collected is set at \$.55 per subscriber per month. The estimated total to be collected in 2000 is \$348,000. Any collections from subscriber contributions in excess of the 2000 Budget estimate of \$348,000 will be allocated 50% to WYOU and 50% to Madison City Channel.

Of the \$115,500 provided for WYOU, a total of \$24,000 is subject to a contract agreement with WYOU and the City to include programs produced by youth. The contract will be confirmed by the Common Council.

Madison City Channel has a General Fund operating budget subsidy of \$238,824. Of the total \$225,900 of PEG funding allocated to the City Channel, \$125,900 is reflected in the agency's operating budget revenues. The balance is used to fund Capital purchases. The \$6,600 for Miscellaneous programming is reflected in the Mayor's Office operating budget.

2000
ADOPTED
OPERATING BUDGET

DISTRIBUTION OF TRANSIENT OCCUPANCY (ROOM) TAX

Balance of Funds in the Room Tax Receipt Fund--December 31,1998	\$ 2,863,252
Restricted Funds--Bond Required Reserves	<u>(1,430,000)</u>
Balance of Unrestricted Funds--January 1, 1999	1,433,252

<u>1999 Activity</u>	<u>Additions</u>	<u>Uses</u>
Estimated Total Receipts	\$ 5,555,110	
General Fund Revenue		364,000
Debt Service Payment		960,825
Monona Terrace Subsidy		2,856,499
GMCVB-Destination Marketing		709,070
Shuttle Bus Subsidy*		103,000
Monona Terrace Capital Budget		100,000
 1999 Net	 5,555,110	 5,093,394

Estimated Balance of Unrestricted Funds--December 31, 1999 1,894,968

<u>2000 Budget</u>	<u>Additions</u>	<u>Uses</u>
Estimated Total Receipts	5,700,000	
General Fund Revenue		182,000
Debt Service Payment - Revenue Bond Issue		1,100,288
Debt Service - Internal Borrowing		248,459
Monona Terrace Subsidy		2,805,142
GMCVB-Destination Marketing		709,742
Shuttle Bus Subsidy*		106,090
U.S. Conference of Mayor's Planner		50,000
Monona Terrace Capital Budget		517,900
Downtown Get Around Bus		107,000
 2000 Net	 5,700,000	 5,826,621

Estimated Balance of Unrestricted Funds--December 31, 2000 \$ 1,768,347

In 1999, the funding of the above functions was removed from the General Fund. These activities are now funded exclusively from the Transient Occupancy Tax.

*The Greater Madison Convention and Visitors Bureau (GMCVB) shall follow the guidelines included in the report of the Monona Terrace Shuttle Advisory Committee adopted by the Common Council on March 3, 1998. This includes submission of quarterly reports to the Board of Estimates and Monona Terrace Community and Convention Center Board. The GMCVB, with the approval of the Monona Terrace Community and Convention Center Board, may use the Shuttle Bus Subsidy for other convention subsidies.

INTRODUCTION TO AGENCY BUDGETS

Budget Requests: Target and Supplemental

Agencies were instructed to submit a 2000 budget request that was no greater than the 1999 adopted budget. Agencies could submit supplemental budget requests to fund new initiatives or program expansions. The narrative on the first page of each agency budget presents the total cost of all supplemental requests submitted by that agency. A complete list of these individual supplemental requests is available as a separate document.

Budget Supplement Document

As in past years, the "Budget Supplement" is available as a separate document. It includes detailed information by agency for permanent salaries, minor object codes, inter-agency billings, and fixed assets.

Salary Savings

In addition to the normal budgeted salary savings amounts which were included in agencies' budget requests, most agencies were allocated additional salary savings of 0.5 percent of gross permanent salaries in order to reduce the property tax levy.

Enterprise Funds

The operating budget includes revenue and expenditure information pertaining to several City enterprises. Operations of the Parking Utility, Sewer Utility and Water Utility have historically been fully supported by enterprise revenues and have required no General Fund subsidy or contribution. Since 1998, there has been no subsidy for the Golf Courses. The budget contains appropriations to several other enterprises including the Civic Center, Ice Arenas, Transit Utility, and Monona Terrace (from the Transient Occupancy Tax Fund). Historically, the actual appropriations to these enterprises have been adjusted based on the results of annual operations.

Beginning in 1997, those enterprises subsidized by the General Fund received an appropriation consistent with the budgeted level. Savings resulting from lower than anticipated expenses, and revenues generated in excess of budgeted levels will be maintained in the individual enterprise operating funds. This change in policy will afford enterprise managers the opportunity to utilize positive budget variances to benefit future year operations. It also will build capacity to respond to future budget shortfalls from enterprise resources, without affecting General Fund expenditure levels.

Outreach and Advertising

Beginning in 1999, City agencies shall annually collect and report to the Comptroller information related to expenditures for outreach and advertising. Information shall include a description of the nature of the outreach or advertising activity, costs (including salary, fringe benefits and other expenses), and data related to results of the outreach or advertising activity, including the number of persons contacted, per unit cost, and indicators of effectiveness. For reporting purposes, "outreach" is defined as public information and education activities not distinctly budgeted as advertising.