

**CITY OF MADISON  
VISION AND MISSION STATEMENTS**

*Vision Statement:*

The City of Madison will be a safe and healthy place for all to live, learn, work and play.

*Mission Statement:*

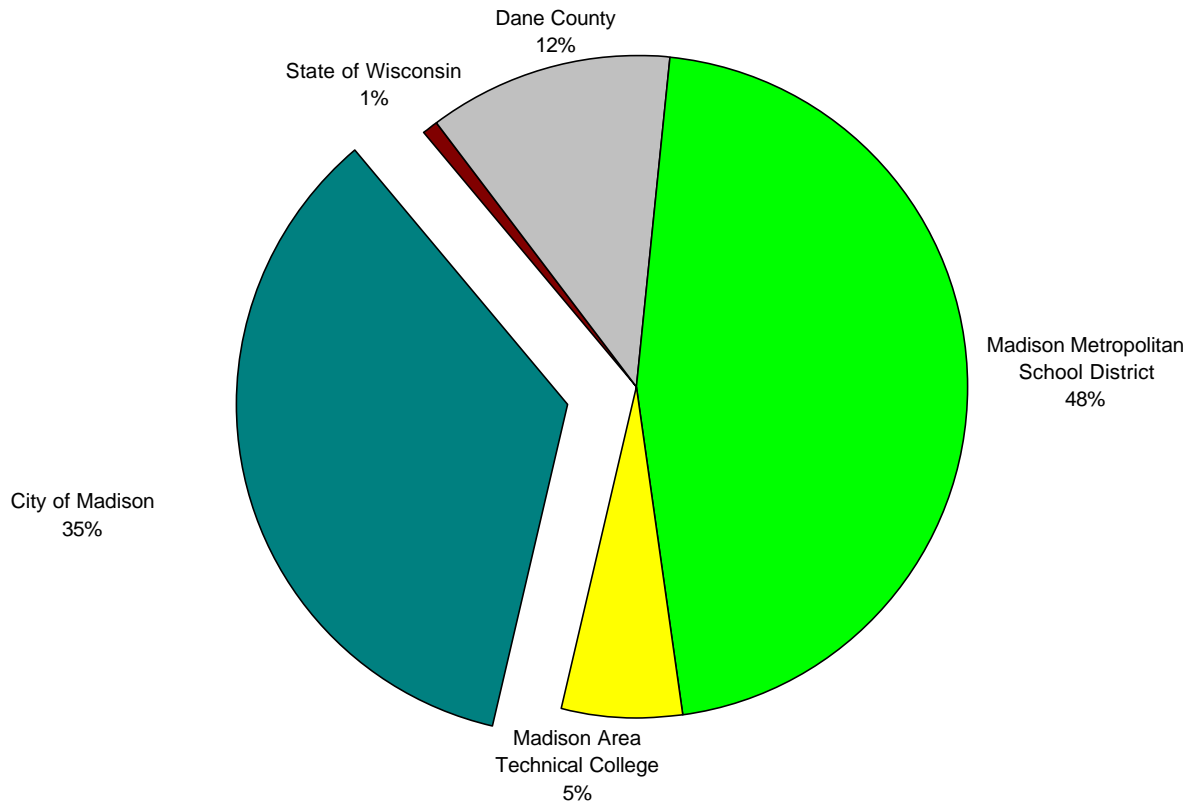
The City of Madison, through the efforts of dedicated employees and elected officials, will deliver the highest quality services and provide a fair and orderly system of governance for our citizens and visitors.

2001  
ADOPTED  
OPERATING BUDGET

**SUMMARY OF LOCAL PROPERTY TAXES**

<u>Taxing Jurisdiction</u>	<u>1999</u>		<u>2000</u>		<u>2001</u>	
	<u>Amount</u>	<u>Mills</u>	<u>Amount</u>	<u>Mills</u>	<u>Amount</u>	<u>Mills</u>
State of Wisconsin	\$ 2,187,839	0.2000	\$ 2,289,367	0.2000	\$ 2,470,319	0.2000
Dane County	35,374,052	3.3700	36,033,182	3.2800	37,737,245	3.1800
Madison Metropolitan School District	142,378,773	14.6400	141,874,511	13.9900	143,896,930	13.2500
Madison Area Technical College	15,882,095	1.5100	16,584,915	1.5100	17,694,939	1.4900
City of Madison	<u>98,645,938</u>	<u>9.4000</u>	<u>102,744,585</u>	<u>9.3600</u>	<u>110,608,981</u>	<u>9.3400</u>
Total Tax Levy	294,468,697	29.1200	299,526,560	28.3400	312,408,414	27.4600
State Tax Credit	<u>(26,777,575)</u>	<u>-2.5000</u>	<u>(26,979,299)</u>	<u>-2.4000</u>	<u>(26,294,231)</u>	<u>-2.1600</u>
Net Tax Levy	<u>267,691,122</u>	<u>26.6200</u>	<u>272,547,261</u>	<u>25.9400</u>	<u>286,114,183</u>	<u>25.3000</u>

**ALLOCATION OF TOTAL TAX LEVY**



2001  
ADOPTED  
OPERATING BUDGET

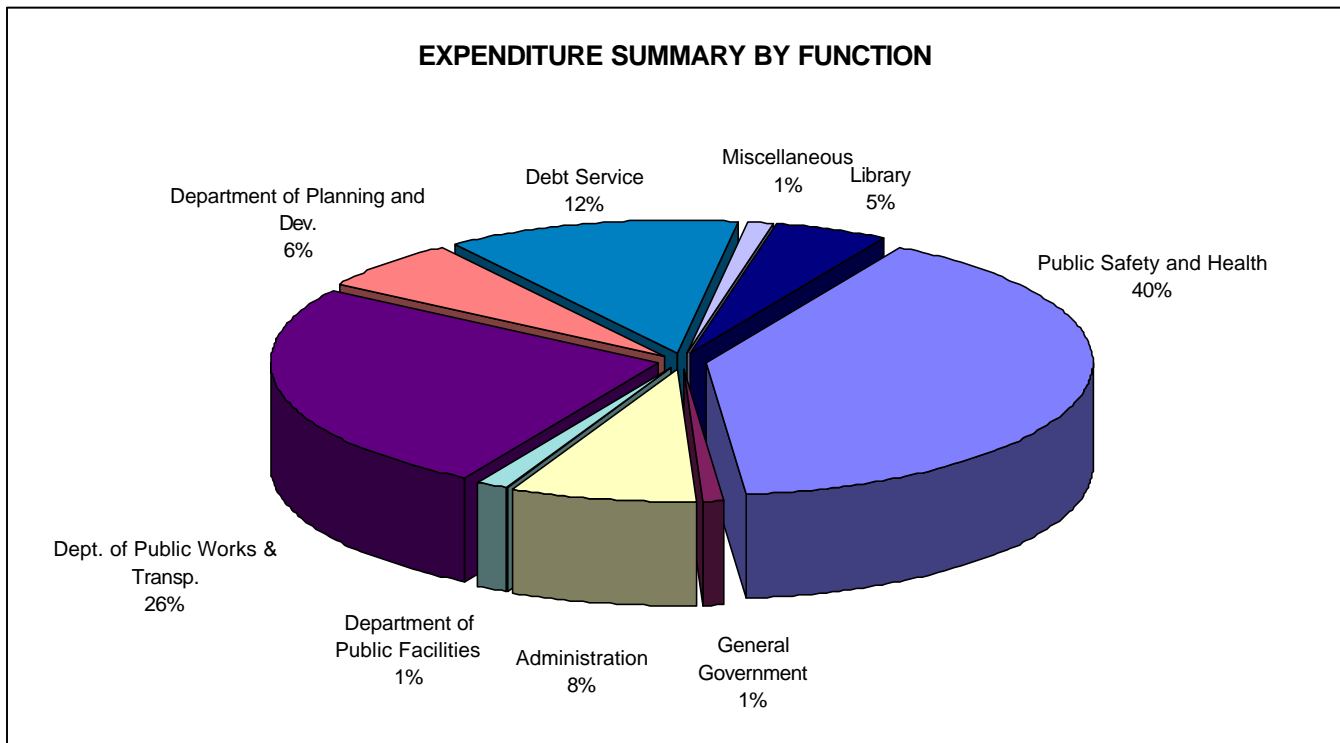
**CITY TAX RATE COMPUTATION**

	<u>2000 Budget</u>	<u>2001 Executive</u>	<u>2001 Adopted</u>
<b>ASSESSED VALUE</b>			
Real Property:			
Residential	\$ 6,903,087,900	\$ 7,444,010,200	\$ 7,444,010,200
Commercial	3,644,811,800	3,964,689,600	3,964,689,600
Agricultural	5,716,200	2,714,100	2,714,100
Manufacturing	<u>179,300,000</u>	<u>205,000,000</u>	<u>205,000,000</u>
Total Real Property	\$ 10,732,915,900	\$ 11,616,413,900	\$ 11,616,413,900
Personal Property:			
Locally Assessed	446,642,500	475,794,800	475,794,800
Manufacturing	51,410,700	53,380,000	53,380,000
Board of Review Adjustments	<u>(15,000,000)</u>	<u>(10,000,000)</u>	<u>(10,000,000)</u>
Total Assessable Property	11,215,969,100	12,135,588,700	12,135,588,700
Less TIF Increment Value	<u>(235,424,250)</u>	<u>(287,984,150)</u>	<u>(287,984,150)</u>
Net Taxable Property	<u>\$ 10,980,544,850</u>	<u>\$ 11,847,604,550</u>	<u>\$ 11,847,604,550</u>
<b>BUDGETED REVENUES AND EXPENDITURES</b>			
General Fund Expenditures	\$ 151,883,834	\$ 160,647,355	\$ 161,020,255
Net Library Fund Expenditures	<u>7,383,625</u>	<u>7,970,409</u>	<u>8,070,244</u>
Total Expenditures	<u>159,267,459</u>	<u>168,617,764</u>	<u>169,090,499</u>
Total Revenues	\$ 53,522,873	\$ 56,556,518	\$ 56,981,518
Fund Balance Applied	<u>3,000,000</u>	<u>1,500,000</u>	<u>1,500,000</u>
Total Revenues and Fund Balance	<u>56,522,873</u>	<u>58,056,518</u>	<u>58,481,518</u>
<b>PROPERTY TAX LEVY</b>	<u>\$ 102,744,586</u>	<u>\$ 110,561,246</u>	<u>\$ 110,608,981</u>
<b>MILL RATE</b>	<b><u>9.3600</u></b>	<b><u>9.3400</u></b>	<b><u>9.3400</u></b>
General Fund Portion	8.6800	8.6600	8.6500
Library Portion	0.6800	0.6800	0.6900

2001  
ADOPTED  
OPERATING BUDGET

**EXPENDITURE SUMMARY BY FUNCTION**

	<u>1999 Actual</u>	<u>2000 Budget</u>	<u>2000 Projected</u>	<u>2001 Request</u>	<u>2001 Executive</u>	<u>2001 Adopted</u>
Public Safety and Health	\$ 63,190,389	\$ 64,447,403	\$ 64,447,403	\$ 63,802,936	\$ 64,826,831	\$ 67,708,652
General Government	932,873	1,172,311	1,073,836	1,160,066	1,081,436	1,147,745
Administration	11,744,235	12,805,160	12,805,160	12,576,740	12,719,574	13,331,729
Department of Public Facilities	2,309,965	2,374,148	2,374,148	2,339,207	2,353,261	2,435,395
Dept. of Public Works & Transp.	39,261,221	40,579,424	41,407,626	42,350,435	42,015,832	43,746,667
Department of Planning and Dev.	9,044,943	9,741,016	9,759,497	10,018,993	9,758,216	10,184,562
Debt Service	18,224,200	19,197,757	19,197,757	20,732,183	20,732,183	20,732,183
Miscellaneous	<u>1,579,240</u>	<u>1,566,615</u>	<u>2,183,415</u>	<u>7,143,791</u>	<u>7,160,022</u>	<u>1,733,322</u>
TOTAL GENERAL FUND	\$ 146,287,067	\$ 151,883,834	\$ 153,248,842	\$ 160,124,351	\$ 160,647,355	\$ 161,020,255
Library	<u>6,366,624</u>	<u>7,383,625</u>	<u>7,383,625</u>	<u>7,525,532</u>	<u>7,970,409</u>	<u>8,070,244</u>
TOTAL EXPENDITURES	<u>\$ 152,653,691</u>	<u>\$ 159,267,459</u>	<u>\$ 160,632,467</u>	<u>\$ 167,649,884</u>	<u>\$ 168,617,764</u>	<u>\$ 169,090,499</u>



2001  
ADOPTED  
OPERATING BUDGET

**AGENCY BUDGETS BY FUNCTION**

	<u>1999 Actual</u>	<u>2000 Budget</u>	<u>2000 Projected</u>	<u>2001 Request</u>	<u>2001 Executive</u>	<u>2001 Adopted</u>
<b>PUBLIC SAFETY AND HEALTH</b>						
Fire	\$ 24,405,773	\$ 24,992,322	\$ 24,992,322	\$ 24,742,398	\$ 25,100,697	\$ 26,038,858
Police	34,733,419	35,197,123	35,197,123	34,845,152	35,500,000	37,180,315
Public Health	<u>4,051,197</u>	<u>4,257,958</u>	<u>4,257,958</u>	<u>4,215,386</u>	<u>4,226,134</u>	<u>4,489,479</u>
TOTAL	<u>\$ 63,190,389</u>	<u>\$ 64,447,403</u>	<u>\$ 64,447,403</u>	<u>\$ 63,802,936</u>	<u>\$ 64,826,831</u>	<u>\$ 67,708,652</u>

**GENERAL GOVERNMENT**

Common Council	\$ 269,284	\$ 281,152	\$ 281,152	\$ 278,436	\$ 278,340	\$ 288,896
Mayor	747,673	792,684	792,684	784,140	803,096	840,930
Municipal Court	<u>(84,084)</u>	<u>98,475</u>	<u>0</u>	<u>97,490</u>	<u>0</u>	<u>17,919</u>
TOTAL	<u>\$ 932,873</u>	<u>\$ 1,172,311</u>	<u>\$ 1,073,836</u>	<u>\$ 1,160,066</u>	<u>\$ 1,081,436</u>	<u>\$ 1,147,745</u>

**ADMINISTRATION**

Dept. of Administration	\$ 2,035	\$ 0	\$ 0	\$ 0	\$ 0	\$ 0
Attorney	1,622,507	1,821,528	1,821,528	1,826,260	1,827,569	1,927,807
Affirmative Action	504,204	530,517	530,517	530,112	522,547	549,739
Revenue	2,399,689	2,698,203	2,698,203	2,566,344	2,596,144	2,706,384
Madison City Channel	235,912	238,824	238,824	236,436	236,436	252,797
Comptroller	2,097,424	2,203,502	2,203,502	2,158,132	2,158,132	2,275,923
Information Services	2,865,138	3,043,886	3,043,886	3,013,447	3,122,737	3,259,748
Human Resources	1,492,567	1,684,595	1,684,595	1,667,749	1,667,749	1,743,903
Equal Opportunities Commission	<u>524,759</u>	<u>584,105</u>	<u>584,105</u>	<u>578,260</u>	<u>588,260</u>	<u>615,428</u>
TOTAL	<u>\$ 11,744,235</u>	<u>\$ 12,805,160</u>	<u>\$ 12,805,160</u>	<u>\$ 12,576,740</u>	<u>\$ 12,719,574</u>	<u>\$ 13,331,729</u>

Agency Budgets by Function: Continued

	<u>1999 Actual</u>	<u>2000 Budget</u>	<u>2000 Projected</u>	<u>2001 Request</u>	<u>2001 Executive</u>	<u>2001 Adopted</u>
<b>DEPARTMENT OF PUBLIC FACILITIES</b>						
Public Facilities	\$ 718,695	\$ 727,163	\$ 727,163	\$ 710,680	\$ 710,680	\$ 666,327
Civic Center	1,299,903	1,341,031	1,341,031	1,327,608	1,318,662	1,431,940
Monona Terrace	0	0	0	0	0	0
Senior Center	291,367	305,954	305,954	300,919	323,919	337,128
TOTAL	<u>\$ 2,309,965</u>	<u>\$ 2,374,148</u>	<u>\$ 2,374,148</u>	<u>\$ 2,339,207</u>	<u>\$ 2,353,261</u>	<u>\$ 2,435,395</u>

**DEPARTMENT OF PUBLIC WORKS AND TRANSPORTATION**

Public Works & Transportation	\$ 4,070	\$ 3,945	\$ 3,945	\$ 3,945	\$ 6,575	\$ 6,670
Engineering	2,811,446	3,074,789	3,074,789	3,040,390	3,012,216	3,346,900
Sewer Utility	0	0	0	0	0	0
Parks	9,772,984	10,146,685	10,146,685	10,045,230	10,045,230	10,639,009
Ice Enterprise	218,199	222,292	222,292	220,065	211,177	222,950
Golf Enterprise	0	0	0	0	0	0
Streets	16,933,383	17,298,765	17,298,765	17,125,777	17,313,352	18,151,245
Water Utility	0	0	0	0	0	0
Transit Utility	5,996,094	6,003,340	6,831,542	8,131,537	7,000,000	7,348,000
Traffic Engineering	3,525,045	3,829,608	3,829,608	3,783,491	3,849,491	4,031,893
Parking Utility	0	0	0	0	0	0
Motor Equipment	0	0	0	0	577,791	0
TOTAL	<u>\$ 39,261,221</u>	<u>\$ 40,579,424</u>	<u>\$ 41,407,626</u>	<u>\$ 42,350,435</u>	<u>\$ 42,015,832</u>	<u>\$ 43,746,667</u>

**DEPARTMENT OF PLANNING AND DEVELOPMENT**

Planning Administration	\$ 495,750	\$ 553,253	\$ 553,253	\$ 608,035	\$ 608,035	\$ 636,709
Planning Unit	1,336,096	1,488,018	1,506,499	1,473,117	1,437,616	1,526,820
Inspection Unit	2,736,929	2,983,447	2,983,447	2,952,862	2,967,862	3,172,686
Community & Economic Dev.	662,540	682,484	682,484	615,284	615,284	663,250
Housing Operations	31,125	31,125	31,125	242,548	30,814	30,814
Community Dev. Block Grant	243,078	269,528	269,528	277,614	269,528	277,614
Community Services	3,539,425	3,733,161	3,733,161	3,849,533	3,829,077	3,876,669
TOTAL	<u>\$ 9,044,943</u>	<u>\$ 9,741,016</u>	<u>\$ 9,759,497</u>	<u>\$ 10,018,993</u>	<u>\$ 9,758,216</u>	<u>\$ 10,184,562</u>

<b>LIBRARY</b>	<u>\$ 6,366,624</u>	<u>\$ 7,383,625</u>	<u>\$ 7,383,625</u>	<u>\$ 7,525,532</u>	<u>\$ 7,970,409</u>	<u>\$ 8,070,244</u>
----------------	---------------------	---------------------	---------------------	---------------------	---------------------	---------------------

2001  
ADOPTED  
OPERATING BUDGET

**DEBT SERVICE SUMMARY**

	<b>2000 BUDGET</b>			<b>2001 ADOPTED</b>		
	<u>Principal</u>	<u>Interest</u>	<u>Total</u>	<u>Principal</u>	<u>Interest</u>	<u>Total</u>
<b>TYPE OF DEBT</b>						
General Obligation Bonds	\$ 650,000	\$ 510,250	\$ 1,160,250	\$ 650,000	\$ 475,475	\$ 1,125,475
Promissory Notes	19,009,543	5,316,962	24,326,505	20,224,542	5,877,066	26,101,608
Land Contracts and Mortgages	0	0	0	0	0	0
State Trust Fund Loans	58,605	6,953	65,558	61,993	3,565	65,558
Paying Agent Fees	0	20,000	20,000	0	20,000	20,000
Proposed Borrowing	0	0	0	0	0	0
<b>TOTAL</b>	<u>\$ 19,718,148</u>	<u>\$ 5,854,165</u>	<u>\$ 25,572,313</u>	<u>\$ 20,936,535</u>	<u>\$ 6,376,106</u>	<u>\$ 27,312,641</u>

**SOURCE OF FUNDS**

Transit Utility	\$ 663,951	\$ 193,617	\$ 857,568	\$ 640,951	\$ 170,522	\$ 811,473
Ice Arenas	25,500	9,906	35,406	22,400	4,661	27,061
Golf Courses	88,800	30,759	119,559	87,300	26,037	113,337
TIF Districts	819,000	179,911	998,911	789,500	202,246	991,746
Information Services	4,600	440	5,040	3,500	308	3,808
Madison Public Library	283,800	105,990	389,790	345,800	124,733	470,533
Madison City Channel	0	0	0	0	0	0
Vilas Park Zoo	0	0	0	0	0	0
Motor Equipment	2,188,805	609,329	2,798,134	2,385,893	705,281	3,091,174
Civic Center	43,900	8,167	52,067	23,900	5,768	29,668
Insurance Fund	210,000	197,817	407,817	225,000	180,135	405,135
South Central Library	20,000	3,320	23,320	20,000	2,375	22,375
Interest Earnings	0	0	0	0	0	0
Debt Service Reserve	606,443	80,501	686,944	558,242	55,906	614,148
<b>TOTAL NON-GENERAL FUND</b>	<u>\$ 4,954,799</u>	<u>\$ 1,419,757</u>	<u>\$ 6,374,556</u>	<u>\$ 5,102,486</u>	<u>\$ 1,477,972</u>	<u>\$ 6,580,458</u>
 General Fund Portion	 <u>\$ 14,763,349</u>	 <u>\$ 4,434,408</u>	 <u>\$ 19,197,757</u>	 <u>\$ 15,834,049</u>	 <u>\$ 4,898,134</u>	 <u>\$ 20,732,183</u>

2001  
ADOPTED  
OPERATING BUDGET

**STATEMENT OF INDEBTEDNESS AND DEBT SERVICE**

SUMMARY BY PURPOSE OF ISSUE

Purpose	Principal, 2001			Interest
	Outstanding January 1	Payable	Outstanding December 31	Payable 2001
Promissory Notes:				
Streets	\$ 43,776,445	\$ 7,435,705	\$ 36,340,740	\$ 2,148,951
Storm Sewers	5,791,100	956,500	4,834,600	291,522
Parks Improvements	8,092,170	1,410,230	6,681,940	390,644
Land Acquisition	2,722,200	514,000	2,208,200	117,030
			0	
Public Buildings	4,350,625	910,565	3,440,060	202,879
Equipment Purchase	10,539,162	1,706,709	8,832,453	517,238
Information Services	7,000	3,500	3,500	308
Planning & Development	1,544,740	201,930	1,342,810	88,704
			0	
Refuse Reduction & Landfill	586,100	274,500	311,600	23,228
Police	4,988,020	686,325	4,301,695	304,776
Fire	6,627,325	1,087,585	5,539,740	337,688
Total General Fund	\$ 89,024,887	\$ 15,187,549	\$ 73,837,338	\$ 4,422,968
TIF Districts	4,623,400	789,500	3,833,900	202,246
Library	2,512,720	345,800	2,166,920	124,733
Civic Center	120,900	23,900	97,000	5,768
Recreation Enterprises	727,600	109,700	617,900	30,698
			0	
Motor Equipment	14,048,600	2,323,900	11,724,700	701,716
Transit Utility	3,653,493	640,951	3,012,542	170,522
Miscellaneous	772,942	578,242	194,700	38,280
Insurance Fund	2,050,000	225,000	1,825,000	180,135
Total Promissory Notes	\$ 117,534,542	\$ 20,224,542	\$ 97,310,000	\$ 5,877,066
General Obligation Bonds	9,750,000	650,000	9,100,000	475,475
State Trust Fund Loans	61,993	61,993	0	3,565
Land Contracts & Mortgages	0	0	0	0
TOTAL G.O. DEBT	\$ 127,346,535	\$ 20,936,535	\$ 106,410,000	\$ 6,356,106
Paying Agent Fees	0	0	0	20,000
	127,346,535	20,936,535	106,410,000	6,376,106
Revenue Debt	102,440,552	8,381,927	94,058,625	5,880,588
TOTAL	\$ 229,787,087	\$ 29,318,462	\$ 200,468,625	\$ 12,256,694



Miscellaneous Appropriations: Continued

	<u>1999 Actual</u>	<u>2000 Budget</u>	<u>2000 Projected</u>	<u>2001 Request</u>	<u>2001 Executive</u>	<u>2001 Adopted</u>
<b>OTHER DIRECT APPROPRIATIONS</b>						
Metropolitan Planning Org.	\$ 125,000	\$ 0	\$ 0	\$ 0	\$ 0	\$ 0
Martin Luther King Holiday	1,500	1,500	1,500	1,500	1,500	1,500
Martin Luther King Awards	204	1,500	1,500	1,500	1,500	1,500
Merit Awards	100	0	0	0	0	0
Memorial Day Celebration	760	1,000	1,000	1,000	1,000	1,000
Sister City Program	5,722	8,000	8,000	8,000	8,000	8,000
Planning Resources	21,099	22,000	22,000	22,000	22,000	22,000
Police and Fire Commission	29,458	25,000	25,000	30,000	30,000	30,000
General Travel	2,463	5,000	5,000	5,000	5,000	5,000
Taxes and Special Assessments	49,998	50,000	50,000	50,000	50,000	50,000
Zoo	295,540	295,540	295,540	300,000	300,000	300,000
Federal Liaison	21,647	25,000	25,000	25,000	25,000	25,000
City Memberships	69,706	72,500	72,500	81,500	81,500	81,500
Youth Conservation	10,500	10,500	10,500	10,500	10,500	10,500
Miscellaneous Litigation	173,079	0	0	0	0	0
City-County Building Increase	90,600	90,600	90,600	90,600	90,600	90,600
Improvement Initiatives (a)	21,158	50,000	50,000	50,000	50,000	50,000
AIDS Network	24,700	24,700	24,700	24,700	24,700	24,700
Community Organizations	31,000	29,000	29,000	19,000	19,000	19,000
Civic Promotion (b)	37,750	26,750	26,750	26,750	11,750	11,750
Contingent Reserve	0	800,000	800,000	1,000,000	1,000,000	1,000,000
Living Wage (c)	40,000	0	0	0	0	0
Study Circles (d)	0	10,000	10,000	0	0	0
TOTAL	<u>\$ 1,051,984</u>	<u>\$ 1,548,590</u>	<u>\$ 1,548,590</u>	<u>\$ 1,747,050</u>	<u>\$ 1,732,050</u>	<u>\$ 1,732,050</u>
<b>TOTAL MISCELLANEOUS APPROPRIATIONS</b>						
	<u>\$ 1,579,240</u>	<u>\$ 1,566,615</u>	<u>\$ 2,183,415</u>	<u>\$ 7,143,791</u>	<u>\$ 7,160,022</u>	<u>\$ 1,733,322</u>

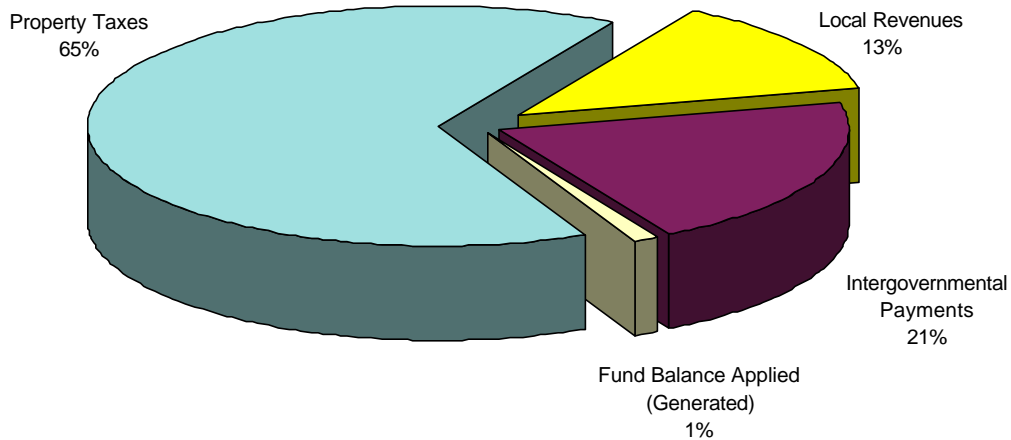
- (a) This funding may be used to contract for services for employee and leadership development, as well as strategic planning.
- (b) In the Executive Budget, funding of \$15,000 for Badger State Games was transferred to the Transient Occupancy Tax.
- (c) This funding is included in the agency budgets of Community Development Block Grant and Community Services.
- (d) \$10,000 is included in the Equal Opportunities Commission 2001 budget.

2001  
ADOPTED  
OPERATING BUDGET

**FUNDING SOURCES BY MAJOR CATEGORY**

	<u>1999 Actual</u>	<u>2000 Budget</u>	<u>2000 Projected</u>	<u>2001 Request</u>	<u>2001 Executive</u>	<u>2001 Adopted</u>
Payments in Lieu of Tax	\$ 3,320,923	\$ 3,186,469	\$ 3,361,851	\$ 3,817,700	\$ 3,817,700	\$ 3,817,700
Other Local Taxes	578,065	407,000	407,000	316,000	361,500	361,500
Fines and Forfeitures	4,556,057	4,416,203	5,000,000	5,000,000	5,126,200	5,203,200
Charges for Services	3,145,713	2,825,000	2,825,000	2,875,000	2,935,000	2,935,000
Licenses and Permits	3,593,898	2,929,500	3,729,500	3,229,500	3,229,500	3,229,500
Ungrouped Revenues	<u>6,637,016</u>	<u>6,410,000</u>	<u>6,835,000</u>	<u>6,660,000</u>	<u>6,660,000</u>	<u>6,660,000</u>
Local Revenues	\$ 21,831,672	\$ 20,174,172	\$ 22,158,351	\$ 21,898,200	\$ 22,129,900	\$ 22,206,900
Intergovernmental Payments	<u>30,767,789</u>	<u>33,348,701</u>	<u>33,551,042</u>	<u>34,426,618</u>	<u>34,426,618</u>	<u>34,774,618</u>
Total Revenues	\$ 52,599,461	\$ 53,522,873	\$ 55,709,393	\$ 56,324,818	\$ 56,556,518	\$ 56,981,518
Fund Balance Applied (Generated)	<u>1,354,648</u>	<u>3,000,000</u>	<u>2,173,074</u>	<u>1,500,000</u>	<u>1,500,000</u>	<u>1,500,000</u>
Total Revenue and Fund Balance	\$ 53,954,109	\$ 56,522,873	\$ 57,882,467	\$ 57,824,818	\$ 58,056,518	\$ 58,481,518
Property Taxes	<u>98,699,582</u>	<u>102,744,586</u>	<u>102,750,000</u>	<u>109,825,066</u>	<u>110,561,246</u>	<u>110,608,981</u>
<b>TOTAL SOURCES</b>	<u>\$ 152,653,691</u>	<u>\$ 159,267,459</u>	<u>\$ 160,632,467</u>	<u>\$ 167,649,884</u>	<u>\$ 168,617,764</u>	<u>\$ 169,090,499</u>

**FUNDING SOURCES BY MAJOR CATEGORY**



2001  
ADOPTED  
OPERATING BUDGET

**GENERAL FUND REVENUES**

	<u>1999 Actual</u>	<u>2000 Budget</u>	<u>2000 Projected</u>	<u>2001 Request</u>	<u>2001 Executive</u>	<u>2001 Adopted</u>
<b>PAYMENTS IN LIEU OF TAX</b>						
CDA	\$ 157,121	\$ 149,000	\$ 149,000	\$ 162,000	\$ 162,000	\$ 162,000
Parking Utility	642,836	560,000	647,774	654,300	654,300	654,300
Water Utility	2,031,469	2,031,469	2,083,688	2,272,000	2,272,000	2,272,000
Civic Center	148,264	145,000	154,572	160,000	160,000	160,000
Ice Enterprise	18,053	18,000	18,821	19,400	19,400	19,400
Golf Enterprise	125,152	123,000	130,434	135,000	135,000	135,000
Monona Terrace	0	0	0	235,000	235,000	235,000
Other	198,028	160,000	177,562	180,000	180,000	180,000
TOTAL	<u>\$ 3,320,923</u>	<u>\$ 3,186,469</u>	<u>\$ 3,361,851</u>	<u>\$ 3,817,700</u>	<u>\$ 3,817,700</u>	<u>\$ 3,817,700</u>

**OTHER LOCAL TAXES**

Transient Occupancy Tax	\$ 364,000	\$ 182,000	\$ 182,000	\$ 91,000	\$ 136,500	\$ 136,500
Mobile Home Tax	162,872	175,000	175,000	175,000	175,000	175,000
Penalties on Delinquent Taxes	51,193	50,000	50,000	50,000	50,000	50,000
TOTAL	<u>\$ 578,065</u>	<u>\$ 407,000</u>	<u>\$ 407,000</u>	<u>\$ 316,000</u>	<u>\$ 361,500</u>	<u>\$ 361,500</u>

**FINES AND FORFEITURES**

Moving Violations	\$ 788,522	\$ 1,026,203	\$ 1,200,000	\$ 1,200,000	\$ 1,283,200	\$ 1,283,200
Uniform Citations	454,811	390,000	400,000	400,000	400,000	400,000
Parking Violations	3,312,724	3,000,000	3,400,000	3,400,000	3,443,000	3,520,000
TOTAL	<u>\$ 4,556,057</u>	<u>\$ 4,416,203</u>	<u>\$ 5,000,000</u>	<u>\$ 5,000,000</u>	<u>\$ 5,126,200</u>	<u>\$ 5,203,200</u>

**CHARGES FOR SERVICES**

Engineering Charges	\$ 277,074	\$ 160,000	\$ 160,000	\$ 160,000	\$ 160,000	\$ 160,000
Cemetery Fees	191,314	170,000	170,000	170,000	170,000	170,000
Parks Use Charges	248,336	270,000	270,000	270,000	270,000	270,000
Sewer Charges	79,980	65,000	65,000	65,000	65,000	65,000
Ambulance Conveyance Fees	2,128,790	2,050,000	2,050,000	2,100,000	2,160,000	2,160,000
Other Service Charges	220,219	110,000	110,000	110,000	110,000	110,000
TOTAL	<u>\$ 3,145,713</u>	<u>\$ 2,825,000</u>	<u>\$ 2,825,000</u>	<u>\$ 2,875,000</u>	<u>\$ 2,935,000</u>	<u>\$ 2,935,000</u>

General Fund Revenues: Continued

	<u>1999 Actual</u>	<u>2000 Budget</u>	<u>2000 Projected</u>	<u>2001 Request</u>	<u>2001 Executive</u>	<u>2001 Adopted</u>
<b>LICENSES AND PERMITS</b>						
Dog Licenses	\$ 28,036	\$ 20,000	\$ 20,000	\$ 20,000	\$ 20,000	\$ 20,000
Cat Licenses	11,550	10,000	10,000	10,000	10,000	10,000
Bicycle Licenses	36,670	40,000	40,000	40,000	40,000	40,000
Miscellaneous Licenses	361,100	290,000	290,000	290,000	290,000	290,000
Liquor Licenses	247,823	275,000	275,000	275,000	275,000	275,000
Building Permits	2,529,765	2,000,000	2,800,000	2,300,000	2,300,000	2,300,000
Reinspection & Extension Fees	39,235	7,500	7,500	7,500	7,500	7,500
Weights and Measures Permits	68,440	50,000	50,000	50,000	50,000	50,000
Street Opening Permits	118,704	150,000	150,000	150,000	150,000	150,000
Other Permits	<u>152,575</u>	<u>87,000</u>	<u>87,000</u>	<u>87,000</u>	<u>87,000</u>	<u>87,000</u>
TOTAL	<u>\$ 3,593,898</u>	<u>\$ 2,929,500</u>	<u>\$ 3,729,500</u>	<u>\$ 3,229,500</u>	<u>\$ 3,229,500</u>	<u>\$ 3,229,500</u>

**UNGROUPED REVENUES**

Interest on Investments	\$ 3,770,319	\$ 4,200,000	\$ 4,200,000	\$ 4,400,000	\$ 4,400,000	\$ 4,400,000
Special Assessment Interest	150,000	150,000	150,000	150,000	150,000	150,000
Rental and Sale of Property	248,228	160,000	285,000	160,000	160,000	160,000
Cable Franchise Revenues	1,365,011	1,100,000	1,400,000	1,450,000	1,450,000	1,450,000
TIF Reimbursements	624,545	550,000	550,000	250,000	250,000	250,000
UDAG Reimbursements	40,000	0	0	0	0	0
Miscellaneous Revenues	<u>438,913</u>	<u>250,000</u>	<u>250,000</u>	<u>250,000</u>	<u>250,000</u>	<u>250,000</u>
TOTAL	<u>\$ 6,637,016</u>	<u>\$ 6,410,000</u>	<u>\$ 6,835,000</u>	<u>\$ 6,660,000</u>	<u>\$ 6,660,000</u>	<u>\$ 6,660,000</u>

**INTERGOVERNMENTAL REVENUES**

State Shared Revenue	\$ 10,985,109	\$ 10,505,659	\$ 10,505,659	\$ 10,068,465	\$ 10,068,465	\$ 10,068,465
State Expenditure Restraint	5,005,735	5,990,000	5,995,124	6,156,153	6,156,153	6,156,153
State Pmt for Municipal Service	7,304,736	7,181,400	7,338,438	8,500,000	8,500,000	8,728,000
State Highway Aid	6,118,707	6,486,250	6,452,848	6,450,000	6,450,000	6,450,000
State Recycling Aid	982,778	955,000	962,944	963,000	963,000	963,000
Computer Reimbursement	0	1,910,392	1,929,827	1,923,000	1,923,000	2,043,000
Fire Insurance Dues	<u>370,724</u>	<u>320,000</u>	<u>366,202</u>	<u>366,000</u>	<u>366,000</u>	<u>366,000</u>
TOTAL	<u>\$ 30,767,789</u>	<u>\$ 33,348,701</u>	<u>\$ 33,551,042</u>	<u>\$ 34,426,618</u>	<u>\$ 34,426,618</u>	<u>\$ 34,774,618</u>

2001  
ADOPTED  
OPERATING BUDGET

**DISTRIBUTION OF PUBLIC, EDUCATIONAL AND GOVERNMENTAL  
(PEG) ACCESS FUNDING FROM SUBSCRIBER CONTRIBUTIONS**

	<u>Request</u>		<u>Executive Budget</u>		<u>Adopted Budget</u>	
	<u>Amount</u>	<u>Percent</u>	<u>Amount</u>	<u>Percent</u>	<u>Amount</u>	<u>Percent</u>
<b>OPERATING CONTRIBUTIONS</b>						
WYOU	\$ 115,500	33.2%	\$ 115,500	33.2%	\$ 115,500	33.2%
Madison City Channel	225,900	64.9%	225,900	64.9%	225,900	64.9%
Misc. Special Programming	6,600	1.9%	6,600	1.9%	6,600	1.9%
Total	<u>\$ 348,000</u>	<u>100.0%</u>	<u>\$ 348,000</u>	<u>100.0%</u>	<u>\$ 348,000</u>	<u>100.0%</u>

Operating funds are an additional charge paid by subscribers to fund PEG access. The amount collected is set at \$.55 per subscriber per month. The estimated total to be collected in 2001 is \$348,000. Any collections from subscriber contributions in excess of the 2001 Budget estimate of \$348,000 will be allocated in the percentages shown above.

The City will enter into a contract with WYOU for its funding. The contract will include programs produced by youth.

Madison City Channel has a General Fund operating budget subsidy of \$236,436. Of the total \$225,900 of PEG funding allocated to the City Channel, \$125,900 is reflected in the agency's operating budget revenues. The balance is used to fund Capital purchases. The \$6,600 for Miscellaneous programming is reflected in the Mayor's Office operating budget.

2001  
ADOPTED  
OPERATING BUDGET

**DISTRIBUTION OF TRANSIENT OCCUPANCY (ROOM) TAX**

Balance of Funds in the Room Tax Receipt Fund--December 31,1999	\$ 3,552,788
Restricted Funds--Bond Required Reserves	<u>(1,430,000)</u>
Balance of Unrestricted Funds--January 1, 2000	2,122,788

<u>2000 Activity</u>	<u>Additions</u>	<u>Uses</u>
Estimated Total Receipts	\$ 6,000,000	
Interest Revenue	100,000	
General Fund Revenue		182,000
Debt Service Payment - Revenue Bond Issue		1,100,288
Fund 1997 Monona Terrace Capital Projects		1,629,237
Monona Terrace Subsidy		2,805,142
GMCVB-Destination Marketing		709,742
GMCVB-Destination Marketing (Special Allocation)		105,000
Estimated Shuttle Bus Subsidy		75,000
U.S. Conference of Mayors' Planner		50,000
Downtown Get Around Bus		107,000
Monona Terrace Capital Budget		517,900
 2000 Net	 6,100,000	 7,281,309

Estimated Balance of Unrestricted Funds--December 31, 2000 941,479

<u>2001 Budget</u>	<u>Additions</u>	<u>Uses</u>
Estimated Total Receipts	\$ 6,525,000	
Interest Revenue	100,000	
General Fund Revenue		136,500
Debt Service Payment - Revenue Bond Issue		1,207,200
Monona Terrace Subsidy		2,745,453
Monona Terrace Payment in Lieu of Tax (PILOT)		235,000
Monona Terrace Major Systems Replacement Reserve (a)		63,000
GMCVB-Destination Marketing		731,034
Estimated Shuttle Bus Subsidy (b)		33,500
U.S. Conference of Mayors		100,000
Monona Terrace Capital Budget		378,000
Incentive Program for Hospitality Industry (c)		35,500
Incentive Program Match for CitiARTS (c)		35,500
Badger State Games		15,000
 2001 Net	 6,625,000	 5,715,687

Estimated Balance of Unrestricted Funds--December 31, 2001 \$ 1,850,792

a) The Major Systems Replacement Reserve is to provide future funding for major items such as the HVAC system, security system, windows, and roofing.

(b) The Greater Madison Convention and Visitors Bureau (GMCVB) shall follow the guidelines included in the report of the Monona Terrace Shuttle Advisory Committee adopted by the Common Council on March 3, 1998. This includes submission of quarterly reports to the Board of Estimates and Monona Terrace Community and Convention Center Board. The GMCVB, with the approval of the Monona Terrace Community and Convention Center Board, may use the shuttle bus subsidy for other convention subsidies. The shuttle bus subsidy allocation shall be maintained at \$100,000 by replenishing the allocation based upon the prior year's actual utilization.

(c) Beginning in 2001, an incentive program is established for the Local Hospitality Industry to share Transient Occupancy Tax collections in excess of projected levels. These funds will be used by the GMCVB to market the City of Madison. For 2001, the Adopted Budget includes \$35,500. This amount represents a 5 percent increase over the GMCVB's base allocation for destination marketing. In 2001, the City will designate the same amount to fund CitiARTS.

## INTRODUCTION TO AGENCY BUDGETS

### *Budget Requests: Target and Supplemental*

Agencies were instructed to submit a 2001 budget request that was no greater than 99 percent of the 2000 adopted budget. Agencies could submit supplemental budget requests to fund new initiatives or program expansions. The narrative on the first page of each agency budget presents the total cost of all supplemental requests submitted by that agency. A complete list of these individual supplemental requests is available as a separate document.

### *Budget Supplement Document*

As in past years, the "Budget Supplement" is available as a separate document. It includes detailed information by agency for permanent salaries, minor object codes, inter-agency billings, and fixed assets.

### *Enterprise Funds*

The operating budget includes revenue and expenditure information pertaining to several City enterprises. Operations of the Parking Utility, Sewer Utility and Water Utility have historically been fully supported by enterprise revenues and have required no General Fund subsidy or contribution. Since 1998, there has been no subsidy for the Golf Courses. The budget contains appropriations to several other enterprises including the Civic Center, Ice Arenas, Transit Utility, and Monona Terrace (from the Transient Occupancy Tax Fund). Historically, the actual appropriations to these enterprises have been adjusted based on the results of annual operations.

Beginning in 1997, those enterprises subsidized by the General Fund received an appropriation consistent with the budgeted level. Savings resulting from lower than anticipated expenses, and revenues generated in excess of budgeted levels will be maintained in the individual enterprise operating funds. This change in policy will afford enterprise managers the opportunity to utilize positive budget variances to benefit future year operations. It also will build capacity to respond to future budget shortfalls from enterprise resources, without affecting General Fund expenditure levels.

### *Outreach and Advertising*

By March 1, 2001, the Police Department, Parks Division, Health Department, Equal Opportunities Commission, and Streets Division shall collect and report to the Comptroller information related to expenditures for outreach and advertising. The information shall include a description of the nature of the outreach or advertising activity, costs (including salary, fringe benefits and other expenses), and data related to results of the outreach or advertising activity, including the number of persons contacted, per unit cost, and indicators of effectiveness. For reporting purposes, "outreach" is defined as public information and education activities not distinctly budgeted as advertising. The Board of Estimates shall provide legislative support to define and answer questions concerning the report. The Comptroller's Office shall report its findings to the Board of Estimates and Common Council by April 1, 2001.