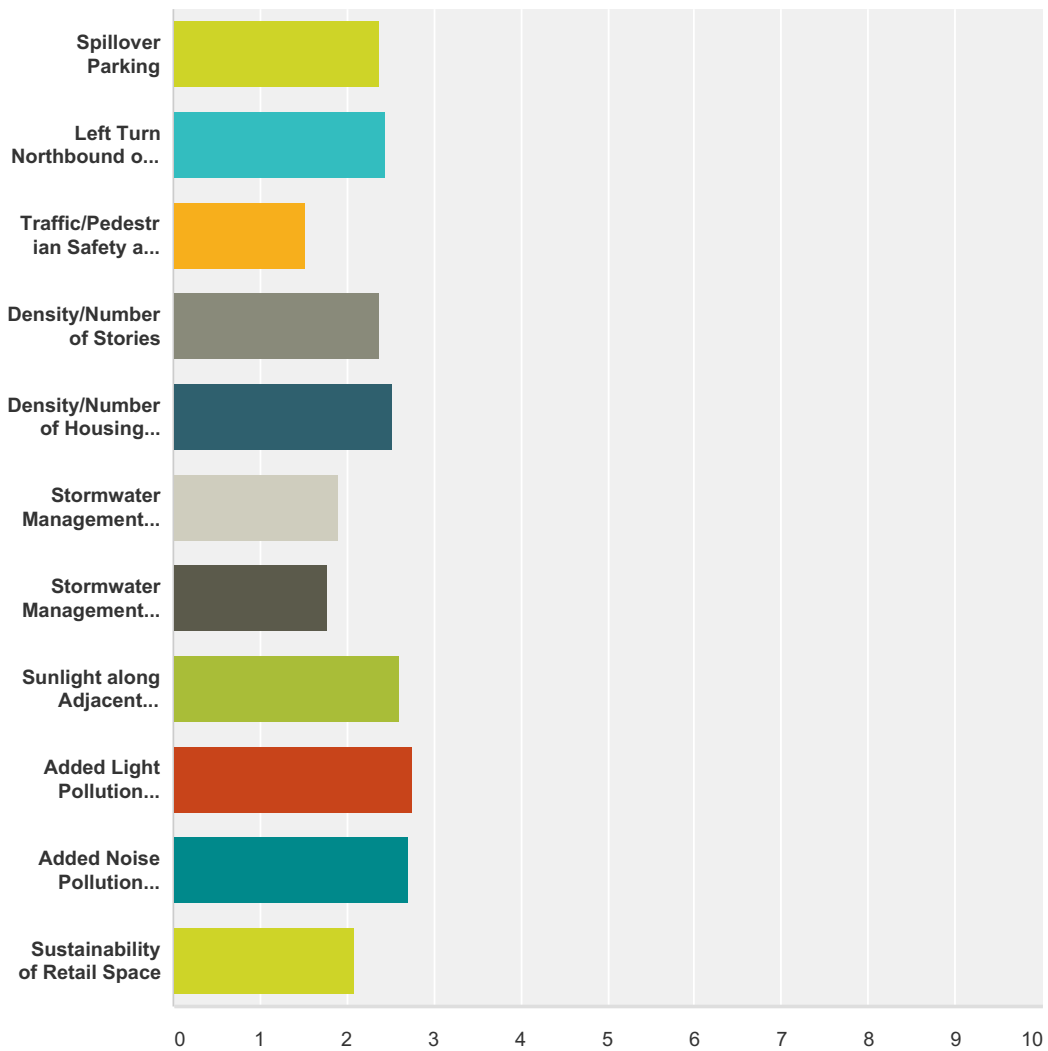


Q1 How important are the following issues related to the proposed development?

Answered: 123 Skipped: 0

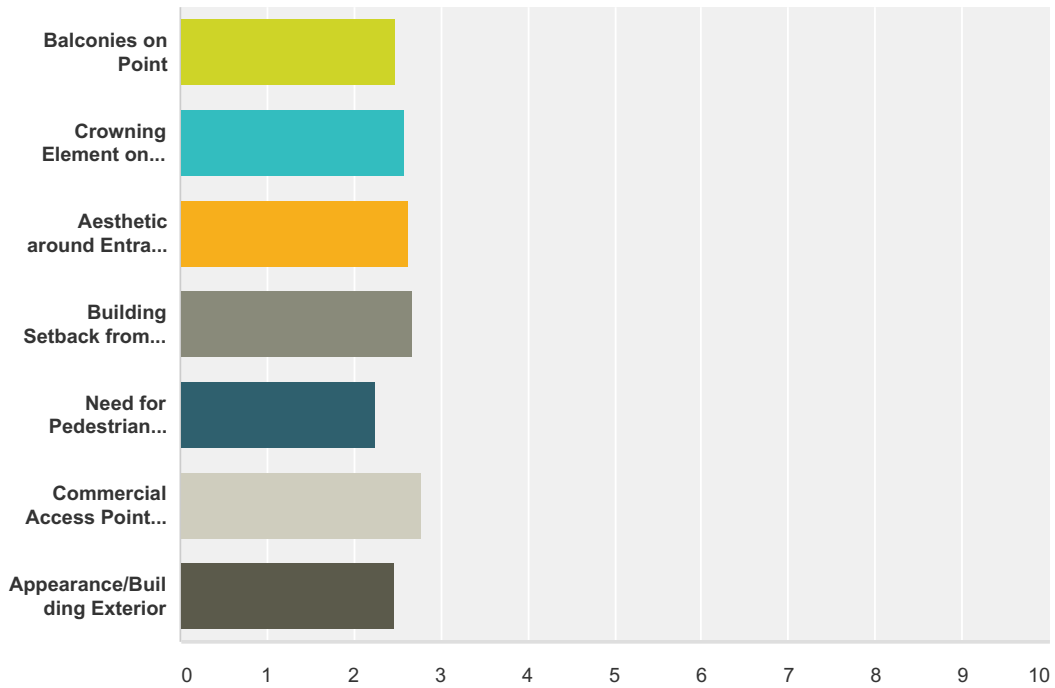


	Very Important	Important	Neutral	Not too important	Unimportant	No Opinion	Total	Weighted Average
Spillover Parking	34.43% 42	27.05% 33	17.21% 21	10.66% 13	9.84% 12	0.82% 1	122	2.37
Left Turn Northbound on Park Street into Development	31.15% 38	26.23% 32	21.31% 26	10.66% 13	9.84% 12	0.82% 1	122	2.44
Traffic/Pedestrian Safety at the Park/Fish Hatch Intersection During Rush Hour	67.48% 83	21.14% 26	6.50% 8	0.81% 1	4.07% 5	0.00% 0	123	1.53
Density/Number of Stories	43.44% 53	18.85% 23	11.48% 14	9.84% 12	16.39% 20	0.00% 0	122	2.37
Density/Number of Housing Units/Bedrooms	38.02% 46	18.18% 22	15.70% 19	9.92% 12	18.18% 22	0.00% 0	121	2.52

Stormwater Management During Construction	46.34% 57	31.71% 39	13.82% 17	3.25% 4	4.88% 6	0.00% 0	123	1.89
Stormwater Management After Construction	53.66% 66	26.02% 32	14.63% 18	0.81% 1	4.88% 6	0.00% 0	123	1.77
Sunlight along Adjacent Streets	23.58% 29	29.27% 36	22.76% 28	11.38% 14	12.20% 15	0.81% 1	123	2.62
Added Light Pollution During and After Construction	25.20% 31	22.76% 28	22.76% 28	10.57% 13	18.70% 23	0.00% 0	123	2.75
Added Noise Pollution During and After Construction	28.46% 35	21.95% 27	19.51% 24	11.38% 14	17.89% 22	0.81% 1	123	2.71
Sustainability of Retail Space	40.98% 50	33.61% 41	13.11% 16	4.10% 5	4.92% 6	3.28% 4	122	2.08

Q2 How well do you think each of these particular design features work?

Answered: 118 Skipped: 5



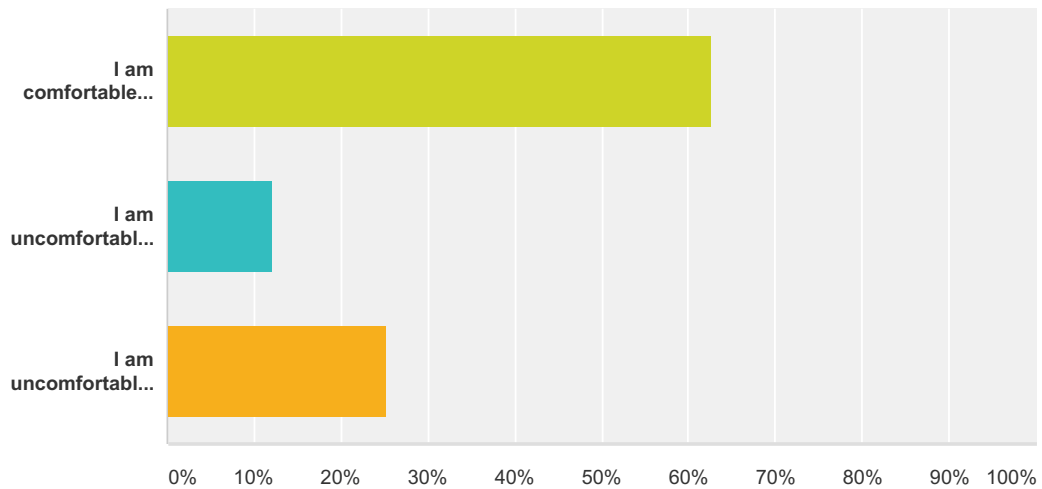
	Works Very Well	Works Somewhat Well	Neutral	Does Not Work Well	Does Not Work	Total	Weighted Average
Balconies on Point	23.28% 27	31.03% 36	29.31% 34	6.90% 8	9.48% 11	116	2.48
Crowning Element on Corner of Point	26.72% 31	16.38% 19	35.34% 41	14.66% 17	6.90% 8	116	2.59
Aesthetic around Entrance to Parking on Park Street	17.12% 19	18.92% 21	52.25% 58	6.31% 7	5.41% 6	111	2.64
Building Setback from Curb at Point	26.13% 29	19.82% 22	27.03% 30	13.51% 15	13.51% 15	111	2.68
Need for Pedestrian Island at Fish Hatch and Brooks St	28.18% 31	28.18% 31	36.36% 40	4.55% 5	2.73% 3	110	2.25
Commercial Access Point Location	13.33% 14	18.10% 19	47.62% 50	19.05% 20	1.90% 2	105	2.78
Appearance/Building Exterior	24.78% 28	24.78% 28	35.40% 40	9.73% 11	5.31% 6	113	2.46

Q3 Do you have any preferred uses for the small commercial space?

Answered: 72 Skipped: 51

Q4 The proposed development is on track to be seen by the Urban Design Commission on 5/6, Plan Commission on 5/18, and finally reviewed by the Common Council on 6/2. The third neighborhood meeting with the developer and architect is on 4/29 at 5:30pm at the Water Utility Conference Room. How comfortable are you with the timeline?

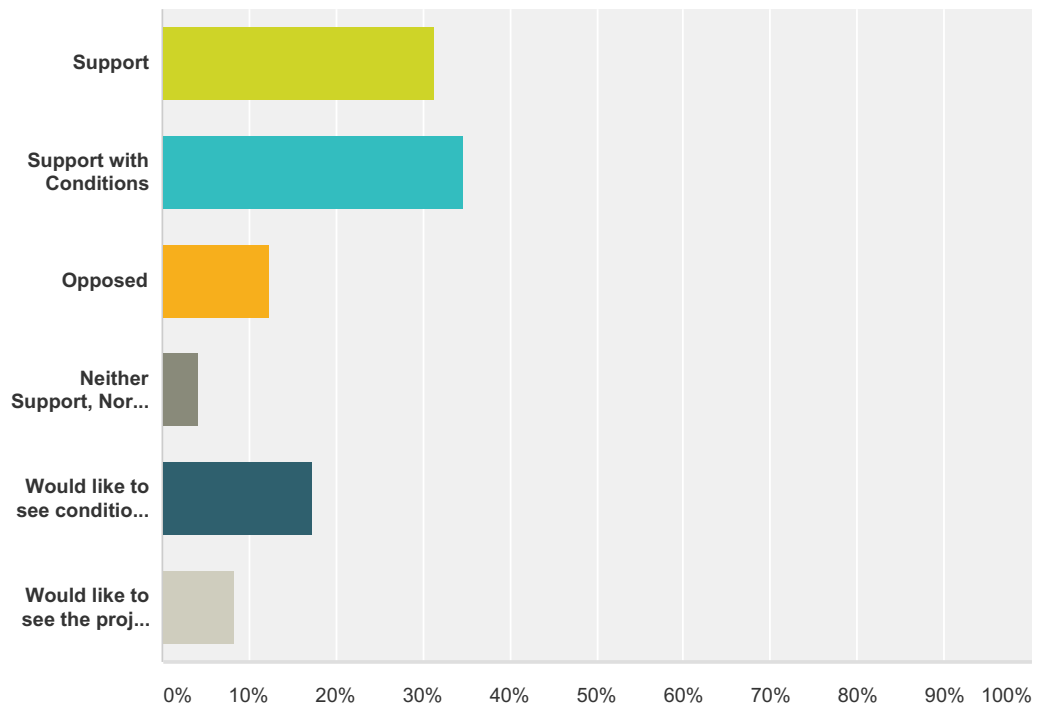
Answered: 83 Skipped: 40



Answer Choices	Responses
I am comfortable with the timeline above.	62.65% 52
I am uncomfortable with the timeline above, but do not request a referral to delay.	12.05% 10
I am uncomfortable with the timeline above, and request that the project be referred to delay. The results of a referral are unknown, but could push back approvals a few weeks to later meetings or cause the developer to lose the project. Timelines for construction this season would be interrupted.	25.30% 21
Total	83

Q5 Generally, how do you feel about the proposed project?

Answered: 121 Skipped: 2



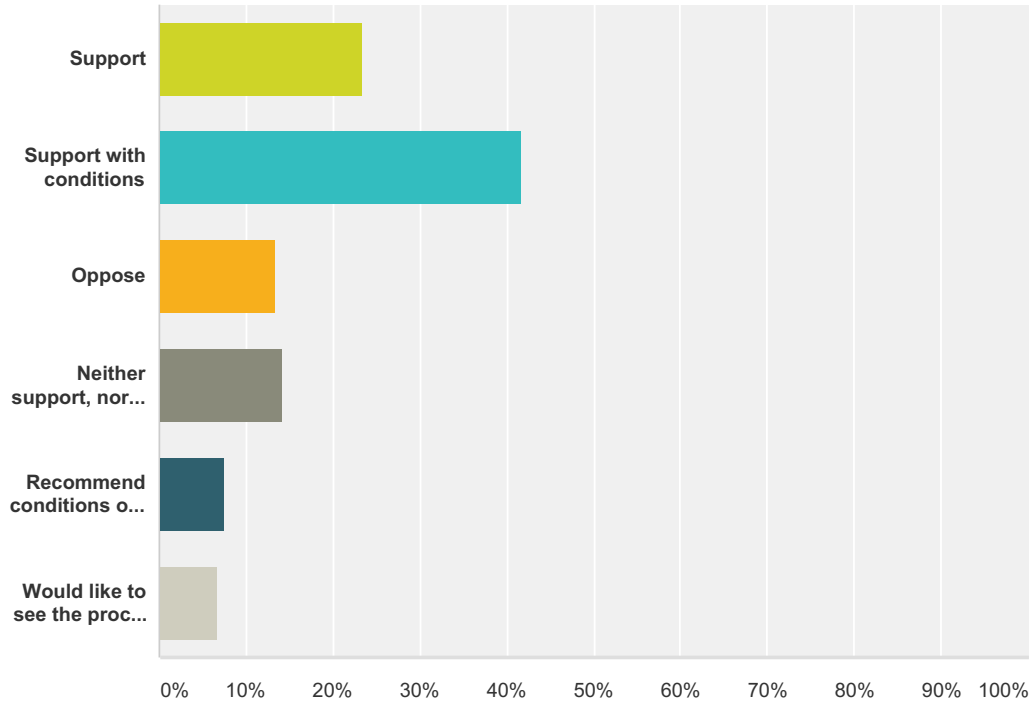
Answer Choices	Responses
Support	31.40% 38
Support with Conditions	34.71% 42
Opposed	12.40% 15
Neither Support, Nor Oppose	4.13% 5
Would like to see conditions on approval	17.36% 21
Would like to see the project referred to give more time	8.26% 10
Total Respondents: 121	

Q6 Please list the conditions you would like to see met.

Answered: 77 Skipped: 46

Q7 What position, if any, do you think Bay Creek Neighborhood Association should take on the proposed project?

Answered: 120 Skipped: 3



Answer Choices	Responses
Support	23.33% 28
Support with conditions	41.67% 50
Oppose	13.33% 16
Neither support, nor oppose, but present conditions for the developer to meet	14.17% 17
Recommend conditions on approval	7.50% 9
Would like to see the process referred	6.67% 8
Total Respondents: 120	

**Q8 Please enter any other comments
regarding this project.**

Answered: 59 Skipped: 64