



# Voter Registration

Updated January 2024

# Our Goal

---

For each eligible voter to be able to cast a ballot and have that ballot counted



# Voter Eligibility

---

- ✓ U.S. Citizen
- ✓ At least 18 years old by Election Day
- ✓ Resident for 28 days before Election Day
- ✓ If convicted of a felony, completed terms of sentence, including probation, parole, extended supervision (Off Paper)





# Determining Residency

---

- ✓ Voter intention determines residency
- ✓ Temporary absence not relevant



# Wisconsin Voter Registration Application

Please complete legibly  
Additional instructions on reverse

Please return your completed form to  
your municipal clerk

|  |                      |   |      |  |      |                           |         |                            |        |         |          |     |       |
|--|----------------------|---|------|--|------|---------------------------|---------|----------------------------|--------|---------|----------|-----|-------|
| <b>Qualifications</b><br>please check each box if <b>YOU</b>   |                      | If you cannot check every box, do <b>NOT</b> complete this form<br><input type="checkbox"/> Are a citizen of the United States*<br><input type="checkbox"/> Have resided at the address provided below for at least 10 consecutive days prior to the election and do not currently intend to move<br><input type="checkbox"/> Will be at least 16 years old on or before Election Day*<br><input type="checkbox"/> Are not currently serving a sentence including incarceration, parole, probation, or extended supervision for a felony conviction*                                      |      |  |      |                           |         |                            |        |         |          |     |       |
| <b>Your Name</b>   |                      | Last *<br>First *<br>Middle *   |      |  |      |                           |         |                            |        |         |          |     |       |
| <b>About You</b><br>phone number and email are optional  |                      | Date of Birth (MM/DD/YYYY) *<br>/ /<br>Phone Number: / /<br>Email Address:  |      |  |      |                           |         |                            |        |         |          |     |       |
| <b>The Address Where You Live</b><br>your residential voting address, which cannot be a P.O. Box<br>If you do not have a street address, please use the map on the back of this form |                      | Street Address *<br>City/Town/Village of *<br>Mailing Municipality (if different)<br>Apt./Room # *<br>WI Zip *<br>Are you military or permanent overseas voter? <input type="checkbox"/> Military <input type="checkbox"/> Permanent Overseas   |      |  |      |                           |         |                            |        |         |          |     |       |
| <b>Your Mailing Address</b><br>if different from above   |                      | Street Address (or P.O. Box)<br>City/State/Country/Zip  |      |  |      |                           |         |                            |        |         |          |     |       |
| <b>Prior Registration Information</b><br>complete this field if you are updating your registration due to a change in name or address  |                      | Full Name on Previous Registration<br>Full Address on Previous Registration (if known)<br>*City: *State:  |      |  |      |                           |         |                            |        |         |          |     |       |
| <b>Identification</b><br>(check the box that applies to you)<br>WI Driver License or ID number required if unexpired and valid SSN required if DU/ID not valid or never issued       |                      | <input type="checkbox"/> I have an unexpired and valid WI Driver License or WI DOT issued ID. Provide number and expiration date below<br>Expiration Date: / /<br><input type="checkbox"/> I do not have a valid WI Driver License or WI DOT issued ID. Provide the last four digits of your Social Security Number XXX-XX-<br><input type="checkbox"/> I have neither a valid WI Driver License/ID nor a Social Security Number (see back for more information and next steps)   |      |  |      |                           |         |                            |        |         |          |     |       |
| <b>Proof of Residence</b><br>military and permanent overseas voters are not required to provide proof of residence   |                      | <input type="checkbox"/> Voters must provide a proof of residence document when registering to vote. Please check this box to affirm that you are providing a copy of a valid form of proof of residence with this application.<br>Examples include: a copy of a valid and unexpired Wisconsin Driver License or ID Card, a utility bill, a paycheck/pay stub, or correspondence from a unit of government (see back of application for additional information and examples)  |      |  |      |                           |         |                            |        |         |          |     |       |
| <b>Signature and Certification</b>   |                      | By signing below, I hereby certify that, to the best of my knowledge, I am a qualified elector, having resided at the above residential address for at least 10 consecutive days immediately preceding this election, that I have no present intent to move, and I have not voted in this election. I also certify that I am not otherwise disqualified from voting and that all statements on this form are true and correct. If I have provided false information, I may be subject to fine or imprisonment under State and Federal laws.<br>X Voter Signature *<br>Today's Date: / / * |      |  |      |                           |         |                            |        |         |          |     |       |
| Full disclosure of information on this form is punishable under Wisconsin law as a Class F felony  |                      |   |      |  |      |                           |         |                            |        |         |          |     |       |
| <b>Assistant</b><br>If someone assisted you by signing this form, they must complete this section  |                      | X<br>Assistant Signature: Assistant Address:  |      |  |      |                           |         |                            |        |         |          |     |       |
| This Section for Office Use Only   |                      |   |      |  |      |                           |         |                            |        |         |          |     |       |
| Proof of Residence Type  | WI DL                | WI ID   | UTIL | BANK/CC                                    | PYCK | STUNT ID                  | COV DOC | LSE                        | GOV ID | EMPL ID | RES CARE | TAX | HMLBS |
| Proof of Residence Issuing Entity  | Proof of Residence # |   |      | Date Complete/POR Received                 |      | Election Day Voter Number |         |                            |        |         |          |     |       |
| What:  | Who:                 |   |      | 4 or 2:                                    |      |                           |         |                            |        |         |          |     |       |
| WisVote ID #   |                      |   |      | <input type="checkbox"/> Submitted by Mail |      |                           |         | X Official's Signature     |        |         |          |     |       |
| Confidential Elector ID #  |                      |   |      |  |      |                           |         | X 2nd Official's Signature |        |         |          |     |       |

# Wisconsin Voter Registration Application

Please complete legibly  
Additional instructions on reverse





Please return your completed form to  
your municipal clerk

|   |          |  |  |
|---|----------|--|--|
| <b>Qualifications</b><br><br>please check each box if<br><b><u>YOU:</u></b> | <b>1</b> | If you cannot check <b>every</b> box, do <b><u>NOT</u></b> complete this form  |  |
|   |          | <input type="checkbox"/> Are a citizen of the United States*   | <input type="checkbox"/> Will be at least 18 years old on or before Election Day*  |
|   |          | <input type="checkbox"/> Have resided at the address provided below for at least 28 consecutive days prior to the election and do not currently intend to move | <input type="checkbox"/> Are not currently serving a sentence including incarceration, parole, probation, or extended supervision for a felony conviction* |

All qualification boxes must be checked.

- ✓ U.S. Citizen
- ✓ 18 years old by Election Day
- ✓ Established residency at least 28 days before election
- ✓ Not serving a felony sentence (Off Paper)



|   |   |  |  |
|---|---|--|--|
| <b>Your Name</b>  | 2 | <div> <div>Last </div> <div>Suffix (Jr., II, etc.)</div> </div> <div> <div>First </div> <div>Middle </div> </div> |  |
| <b>About You</b><br>phone number and email are optional | 3 | <div> Date of Birth (MM/DD/YYYY)  </div> <div> / / </div>   | <div> Phone Number ( ) </div> <div> Email Address </div> |

- ✓ Name
- ✓ Date of birth
  - Not today's date
  - Not missing
- ✓ Phone number optional
- ✓ E-mail optional



|   |          |   |
|---|----------|---|
| <p><b>The Address Where You Live</b></p> <p>your residential voting address, which cannot be a P.O. Box</p> <p>if you do not have a street address, please use the map on the back of this form</p> | <p>4</p> | <p>Street Address * _____ Apt/Room # * _____</p> <p>City/Town/Village of * _____ WI Zip * _____</p> <p>Mailing Municipality (if different) _____</p> <p>Are you military or permanent overseas voter? <input type="checkbox"/> Military <input type="checkbox"/> Permanent Overseas</p> |
| <p><b>Your Mailing Address</b></p> <p>if different from above</p>   | <p>5</p> | <p>Street Address (or P.O. Box) _____</p> <p>City/State/Country/Zip _____</p>   |

## Residence address

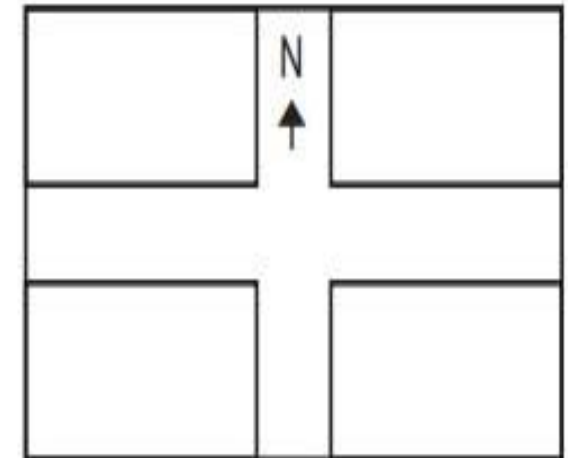
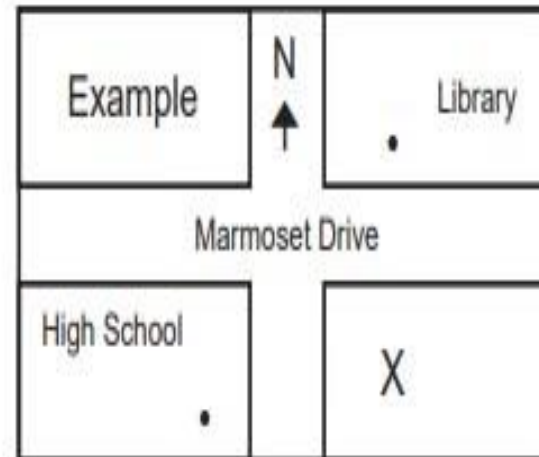
- ✓ Include apartment or unit number, if applicable
- ✓ Post Office box cannot be a residence
- ✓ Mailing municipality is postal address (e.g. Verona)
- ✓ Mailing address if different from residence



If you do not have a street number or address, please use this map to show where you live.

If you are a homeless voter and are registering to vote, please also provide a letter from an organization that provides services to the homeless that:

- Lists your name
- Describes the location designated as your residence for voting purposes



Voters without a traditional street address draw a diagram on back of form.



|   |          |  |
|---|----------|--|
| <b>Prior Registration Information</b><br><br>complete this field if you are updating your registration due to a change in name or address | <b>6</b> | Full Name on Previous Registration _____               |
|   |          | Full Address on Previous Registration (if known) _____ |
|   |          | *City: _____ *State: _____                             |

- ✓ Previous address required
  - At least city and state
- ✓ If name change, previous name required
  - Name change goes into effect for voting when they get an ID with new name



|  |          |   |
|--|----------|---|
| <b>Identification</b><br>(check the box that applies to you)<br><br>WI Driver License or ID number<br>required if unexpired and valid.<br>SSN required if DL/ID not valid or<br>never issued | <b>7</b> | <input type="checkbox"/> I have an unexpired and valid WI Driver License or WI DOT issued ID. Provide number and expiration date below<br><div style="text-align: right;">  Expiration Date ____/____/____         </div> |
|  |          | <input type="checkbox"/> I do not have a valid WI Driver License or WI DOT issued ID<br><div style="text-align: right;">           Provide the last four digits of your Social Security Number    XXX-XX-____ </div>      |
|  |          | <input type="checkbox"/> I have neither a valid WI Driver License/ID nor a Social Security Number (see back for more information and next steps)  |

WI Driver License or ID number  
required if unexpired and valid.  
SSN required if DL/ID not valid or  
never issued

7

☐ I have an unexpired and valid WI Driver License or WI DOT issued ID. Provide number and expiration date below

Expiration Date  \_\_\_\_/\_\_\_\_/\_\_\_\_

☐ I do not have a valid WI Driver License or WI DOT issued ID

Provide the last four digits of your Social Security Number XXX-XX-\_\_\_\_

☐ I have neither a valid WI Driver License/ID nor a Social Security Number (see back for more information and next steps)

- ✓ WI driver license number required if current & valid
- ✓ If no WI driver license, WI ID card or last 4 digits of Social Security number



## Signature and Certification

9

By signing below, I hereby certify that, to the best of my knowledge, I am a **qualified elector**, having resided at the above residential address for at least 28 consecutive days immediately preceding this election, that I have no present intent to move and I have not voted in this election. I also certify that I am not otherwise disqualified from voting and that all statements on this form are true and correct. If I have provided false information, I may be subject to fine or imprisonment under State and Federal laws

X

Voter Signature



Today's Date



- At address for 28 days, with no present intent to move
- If convicted of a felony, off paper
- Qualified elector (Section 1)
- Voter signs and dates in your presence



|  |           |          |                     |                   |
|--|-----------|----------|---------------------|-------------------|
| <b>Assistant</b><br>if someone assisted you by signing this<br>form, they must complete this section | <b>10</b> | <b>X</b> | _____               | _____             |
|  |           |          | Assistant Signature | Assistant Address |

Assistant signature and address if voter unable to sign



# Proof of Address

- ✓ Required when registering
- ✓ Limited to documents specified in State Statute

## Acceptable Proof of Residence

This is not a complete list. These are a few examples of the most common forms of Proof of Residence used for voter Registration.



# Proof of Address

---

- ✓ Electronic or paper
- ✓ Single document showing name at current address

## **Acceptable Proof of Address**

*may be electronic*

- A – Affidavit from agency providing homeless services
- B – Bank/Credit Union/Credit Card/Mortgage Statement
- C – Care Facility Contract/Intake Doc.
- G – Government Document/Check (includes federal, state, county, city, tribal, UW, Madison College, public schools)
- H – Certified Housing List from UW-Madison or Edgewood College
- P – Paycheck
- R – Residential Lease (effective today)
- S – Student ID w/ Fee Statement
- T – Tax Bill from this year or last year
- U – Utility Bill (water, gas, electric, cable, internet, cell, landline) issued within last 3 months
- W – WI Driver License/ID, unexpired



# Acceptable Documents

---

G - Government issued check or document – examples:


- ✓ Document from any city agency
- ✓ City license or permit
- ✓ LINKcat account



# Government Document Examples

---

- ✓ Court summons
- ✓ Ticket/citation
- ✓ Statement, check, or letter from city, county, state, or federal agency



# Government Document Examples

---



- ✓ Public high school document



- ✓ UW document  
[go.wisc.edu/verify](http://go.wisc.edu/verify)



- ✓ WI Technical College document



# Acceptable Documents

---

U – Utility bill (last 90 days)


- ✓ Water
- ✓ Gas
- ✓ Electric
- ✓ Cell Phone
- ✓ Landline Phone
- ✓ Cable
- ✓ Internet



# Acceptable Documents

W – Wisconsin driver license or ID

✓ Not expired



# Acceptable Proof of Address

---

B – Bank or Credit Union Statement

- ✓ Credit card statement
- ✓ Mortgage statement

P – Paycheck

R - Residential lease effective on day of registration

A -Affidavit on letterhead of a social service agency providing services to the homeless

- ✓ Identifies voter
- ✓ Describes residence for voting purposes



# Not Acceptable

- ❌ Insurance statement
- ❌ Medical bill
- ❌ Business card
- ❌ Magazine subscription
- ❌ Expired license/ID
- ❌ Out-of-state license
- ❌ Post office forwarding sticker

**Register to Vote Here**

**CITY OF MADISON**  
CLERK

**Wisconsin Voter Registration Application**

**Madison**

**Election Schedule**  
February 20, 2018  
April 3, 2018  
August 14, 2018  
November 6, 2018  
February 19, 2019  
April 2, 2019

**ACCEPTABLE PHOTO IDS FOR VOTING IN WISCONSIN**  
Information Provided by the Wisconsin Elections Commission

**WHAT PHOTO IDS CAN I USE TO VOTE IN WISCONSIN?**

State of Wisconsin Driver License  
Can be expired since November 8, 2016 (currently the last General Election)

Wisconsin Driver License OR State ID Card Receipt OR WI DMV ID Petition Process Photo Receipt  
Valid for 45 days from the date receipt was issued OR 180 days for the ID Petition Process Receipt

Student ID Card + Enrollment Verification

U.S. Uniformed Services

Can be expired since November 8, 2016 (currently the last General Election)

Find more info Register to vote or Contact the Wisconsin f

|                                   |       |       |      |                      |      |                            |            |     |                           |            |             |     |       |
|-----------------------------------|-------|-------|------|----------------------|------|----------------------------|------------|-----|---------------------------|------------|-------------|-----|-------|
| Proof of Residence Type           | WI DL | WI ID | UTIL | BANK/<br>CC          | PYCK | STDNT<br>ID                | GOV<br>DOC | LSE | GOV<br>ID                 | EMPL<br>ID | RES<br>CARE | TAX | HMLSS |
| Proof of Residence Issuing Entity |       |       |      | Proof of Residence # |      | Date Complete/POR Received |            |     | Election Day Voter Number |            |             |     |       |
| What: <b>U</b> Who:               |       |       |      | 4 or 2:              |      | / /                        |            |     |                           |            |             |     |       |

## Record category of proof shown

- ✓ A – Affidavit for homeless
- ✓ B – Bank Statement
- ✓ G – Government Check/Document
- ✓ P – Paycheck
- ✓ R – Residential Lease
- ✓ U – Utility Bill
- ✓ W – WI Driver License/ID



|                         |  |       |      |          |                      |          |                            |     |                           |         |          |     |       |
|-------------------------|--|-------|------|----------|----------------------|----------|----------------------------|-----|---------------------------|---------|----------|-----|-------|
| Proof of Residence Type | WI DL                                  | WI ID | UTIL | BANK/ CC | PYCK                 | STDNT ID | GOV DOC                    | LSE | GOV ID                    | EMPL ID | RES CARE | TAX | HMLSS |
| What: <b>U</b>          | Who: <b>Madison Municipal Services</b> |       |      |          | Proof of Residence # |          | Date Complete/POR Received |     | Election Day Voter Number |         |          |     |       |
|                         |  |       |      |          | 4 or 2:              |          | / /                        |     |                           |         |          |     |       |

Record name of agency (or landlord) that issued the document



| Proof of Residence Type | WI DL   | WI ID | UTIL | BANK/ CC | PYCK  | STDNT ID | GOV DOC                           | LSE | GOV ID                    | EMPL ID | RES CARE | TAX | HMLSS |
|-------------------------|---|-------|------|----------|---|----------|-----------------------------------|-----|---------------------------|---------|----------|-----|-------|
| What: <b>U</b>          | Proof of Residence Issuing Entity<br>Who: <b>Madison Municipal Services</b> |       |      |          | Proof of Residence #<br>4 or 2: <b>3459</b> |          | Date Complete/POR Received<br>/ / |     | Election Day Voter Number |         |          |     |       |

- ✓ Does document have an account number of more than 6 digits?
  - Record last 4 digits
- ✓ Does document have an account number of 6 or fewer digits?
  - Record last 2 digits



|                                   |                           |
|-----------------------------------|---------------------------|
| Date Complete/POR Received<br>/ / | Election Day Voter Number |
| X                                 | Official's Signature      |

- ✓ Sign & date application form
- ✓ Print name of city agency



# Confidential Information

---

- ✓ Driver License
- ✓ State ID
- ✓ Social Security Number
- ✓ Date of birth
- ✓ Accommodation request



We exist to assist.

Voting@cityofmadison.com

