

Crazylegs Plaza & Wingra Park Entrance: Mosaic Art Input Session

November 8, 2017



Agenda

Thank you to HotelRED!

1. Project Overview
 - Team and scope
 - Public art context
 - Approved site designs & input to-date
2. Mosaic Art Input Session
 - Visual preferences discussion
 - Table discussions by location

Design Team

- Ken Saiki Design, Landscape Architecture
 - Ken Saiki, ASLA
 - Julia Schilling, ASLA
- Marcia Yapp, Mosaic Artist



Elizabeth Link Peace Park



Marcia Yapp Mosaic Murals "Abundance"


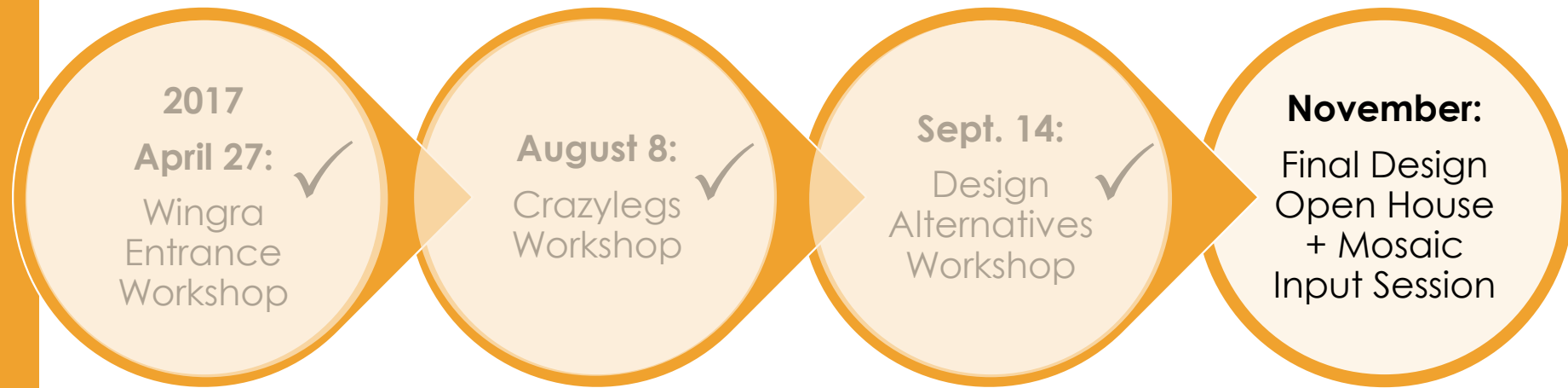


The Village in Wauwatosa

Project Scope

- Wingra Park Entrance
 - ✓ Maintain the viewshed to Lake Wingra
 - ✓ Integrate a new bus shelter
 - ✓ Improve visibility and accessibility of the park
 - ✓ Integrate seating and innovative stormwater management
- Crazylegs Plaza
 - ✓ Develop a year-round, resilient design
 - ✓ Support game day vending
 - ✓ Integrate bicycle & pedestrian connections and amenities
 - ✓ Integrate innovative stormwater management
- Integrate public art into both locations.

Engagement Process



2018: Mosaic creation workshops,
late spring and summer

A solid orange square is positioned on the left side of the slide, occupying approximately the left third of the width.

Public Art Context

Planned Public Art Along Monroe Street

Monroe & Regent Street
Artist: Michael Velliquette
"What We Are Looking For is What is Looking"



Monroe & Spooner Street
Artist: Sandra Klingbeil
"Make Some Music"



Monroe St & Edgewood College
Artist: Nate Koehler
"Humble Living"



Planned Public Art Along Monroe Street

Monroe & Glenway Streets
Artist: Paul McMahon
"Up, Up and Away"



Monroe & Commonwealth Ave
Artist: *Helen Klebesadel*
"Prairie Grasses"



On-Site Opportunities



Badger sculpture, Harry Whitehorse (requires bronze casting)

Anchorlily 2, William Turnbull




Mosaic mural examples, Marcia Yapp



Wingra Park Entrance

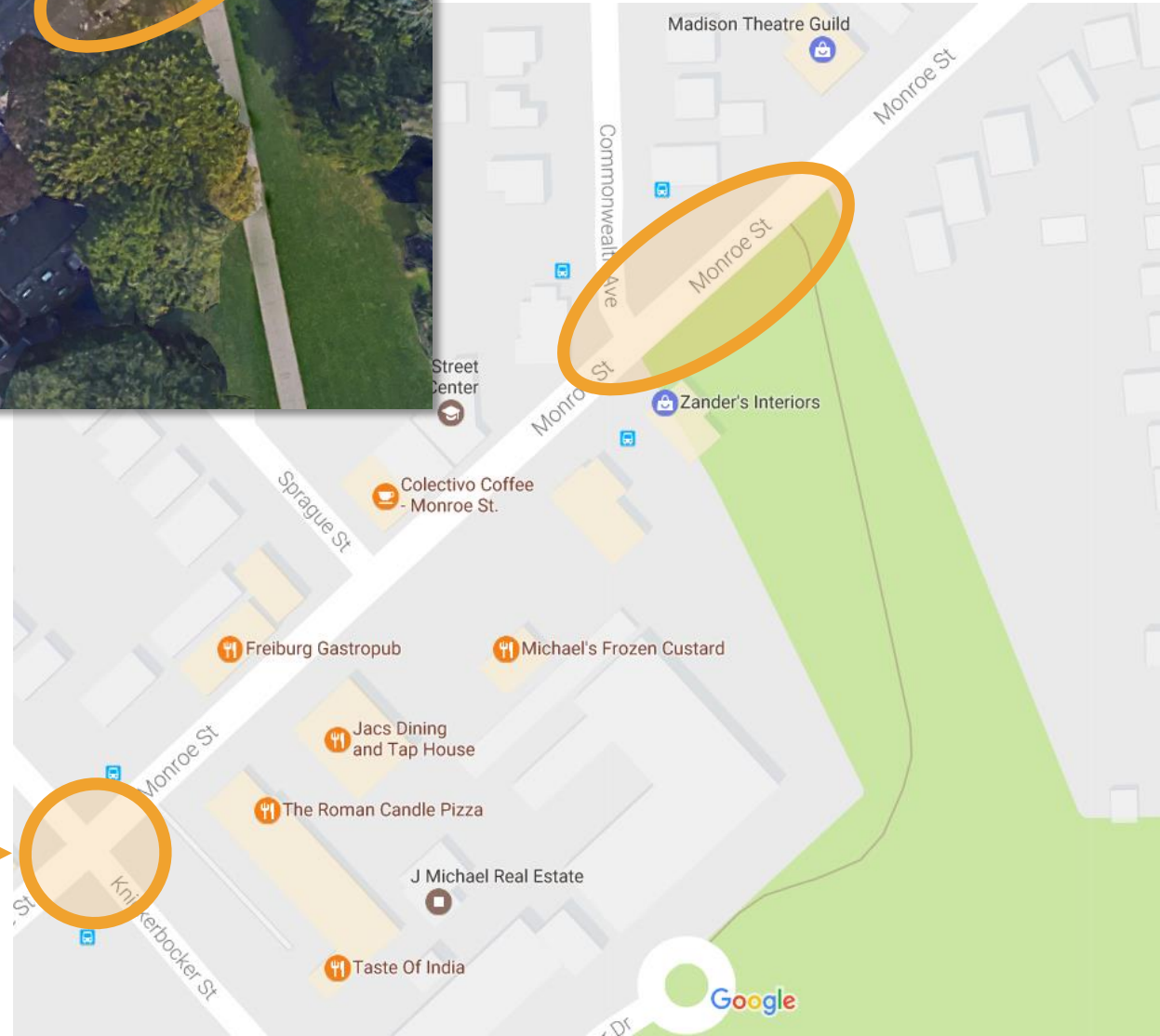
Site Design

Context




- Full width, 50' into park from back of sidewalk

Future raised intersection at Knickerbocker



Wingra Park Entrance Workshop Feedback

- Split/widen path at entrance
- Make public art or signage understated. Relate to the park environment & activities
- Rain or butterfly garden
- Low-profile seating, organic shapes
- Avoid restricting lake view
- Do not impair views of cyclists



Wingra Entrance Design



Anchorlily 2, by William Turnbull

Wingra Entrance - Existing View from Monroe



Wingra Entrance – Approved Future Design



View from Monroe Street

Modeling

Material Reference:
Arboretum Wall



Looking East, Mosaic Art Panels, Curved Seat Wall, & Anchorlily Sculpture

Modeling



Looking West

Modeling



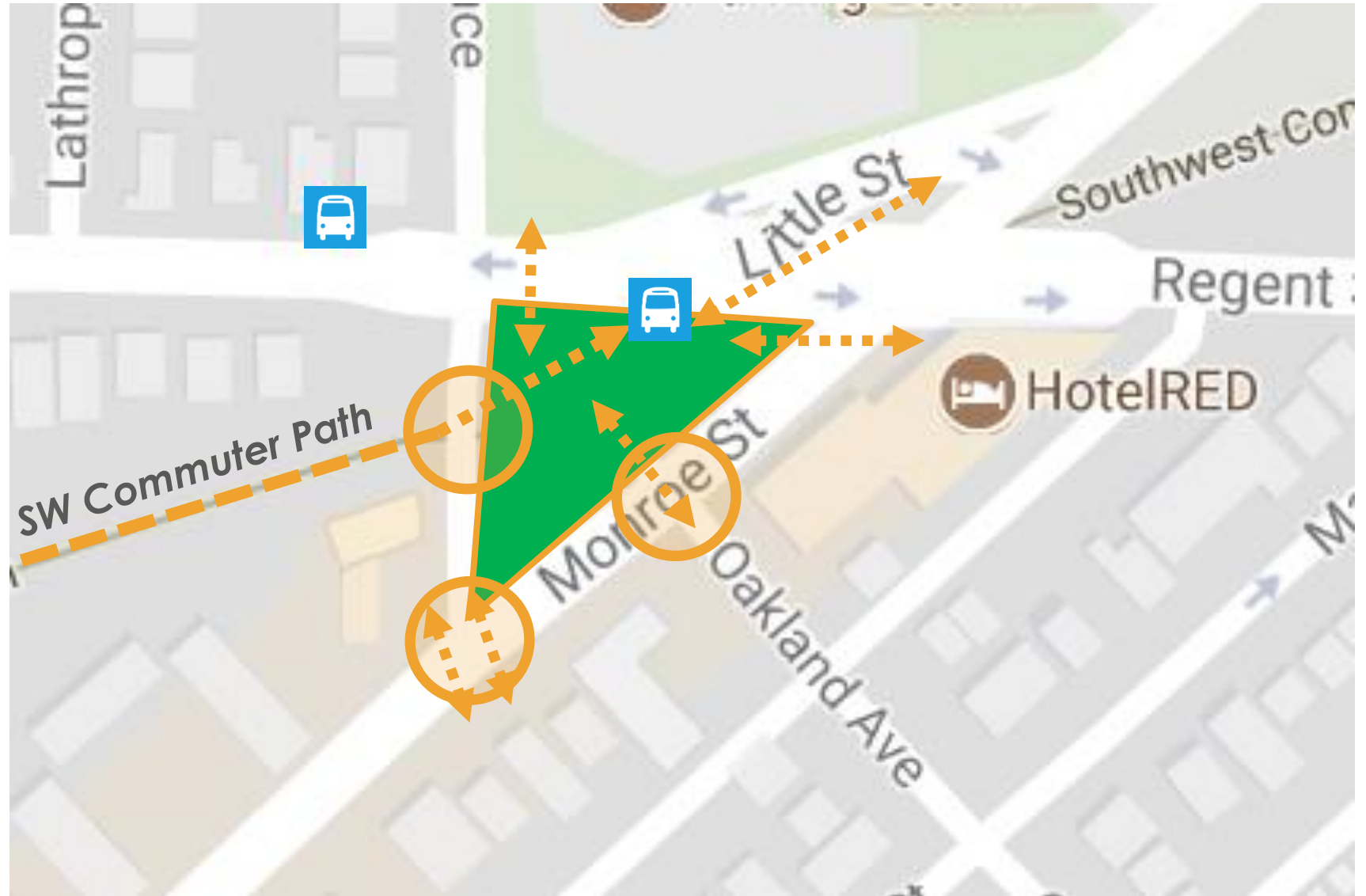
Bird's Eye View from Monroe Street



Crazylegs Plaza

Site Design

Context



Crazylegs Workshop Feedback

- Enhance the plaza as a:
 - Meet-up point
 - Destination
 - Gateway
- Design opportunities:
 - Support 365-day use
 - Realign & emphasize bike path
 - Improve bike/ped connections & amenities
 - Consider educational and/or welcome signage
 - Improve site for vending and food carts
 - Improve seating & gathering spaces
 - Integrate mosaics along bike path and/or seat wall
 - Create a traditional urban park environment with more green space





REGENT ST

BUS STOP

MOSAIC WALL

BENCH

BUS SHELTER

SHORTGRASS PRAIRIE PLANTING MIX

BIORETENTION BASIN

EXISTING LINDEN TREE

DRINKING FOUNTAIN

SEATWALL

EXISTING LINDEN TREE

BENCH

BRONZE BADGER SCULPTURE ON RUBBER SURFACING

BIKE PARKING (10 BIKES)

MOVEABLE TABLES & CHAIRS

SEATWALL

SOUTHWEST COMMUTER PATH

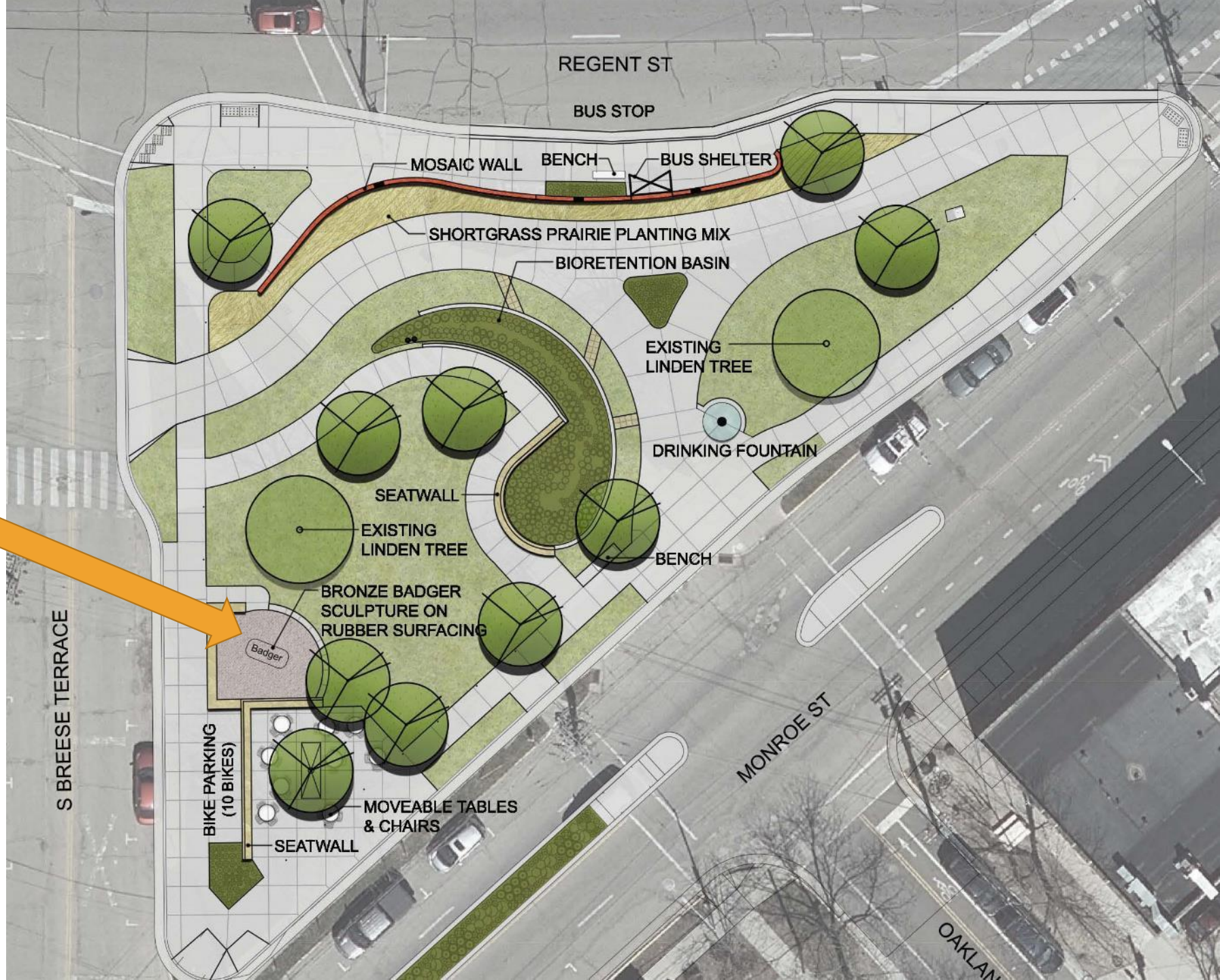
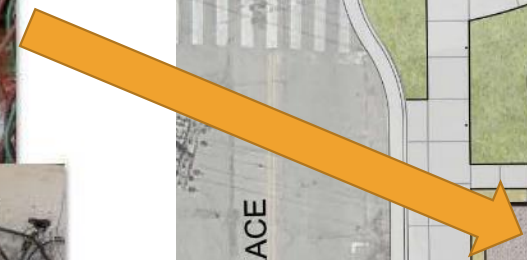
S BREEZE TERRACE

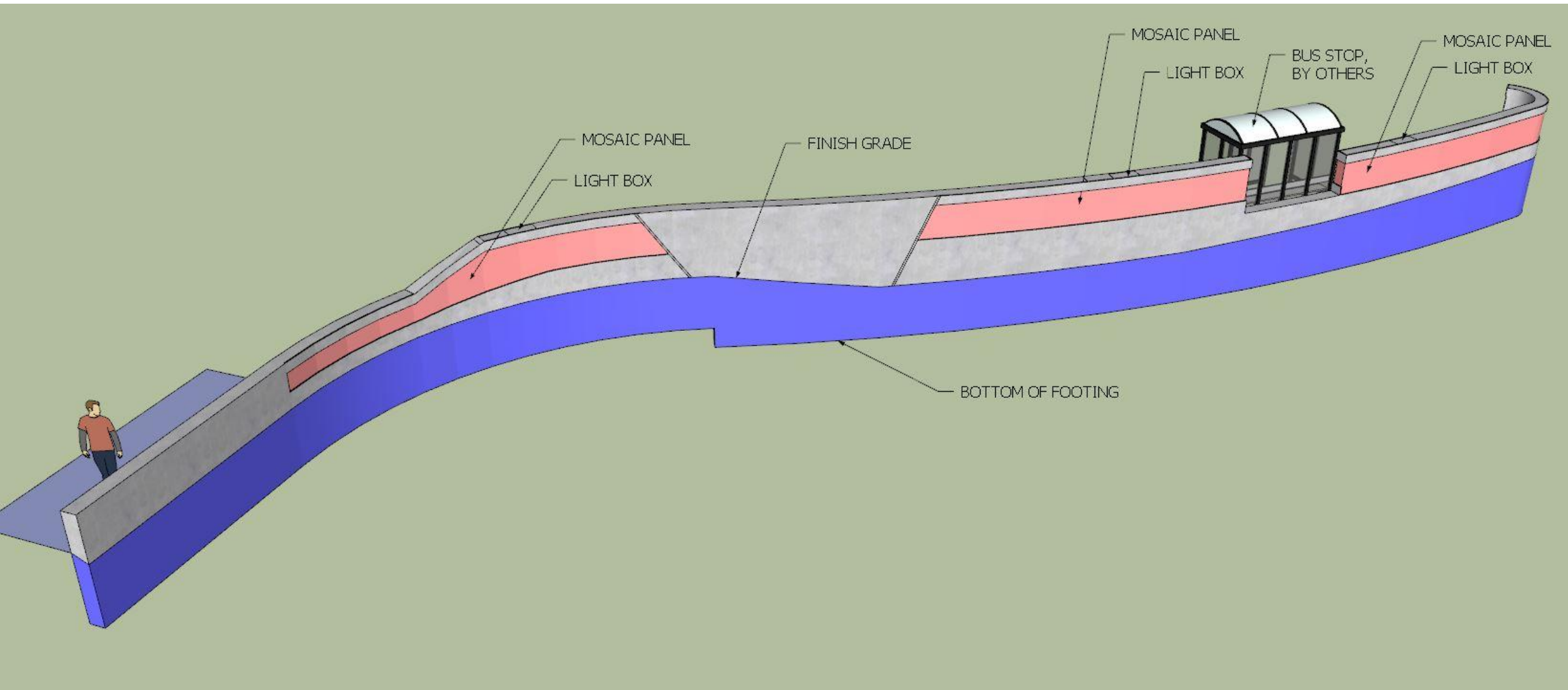
MONROE ST

OAKLAND AVE

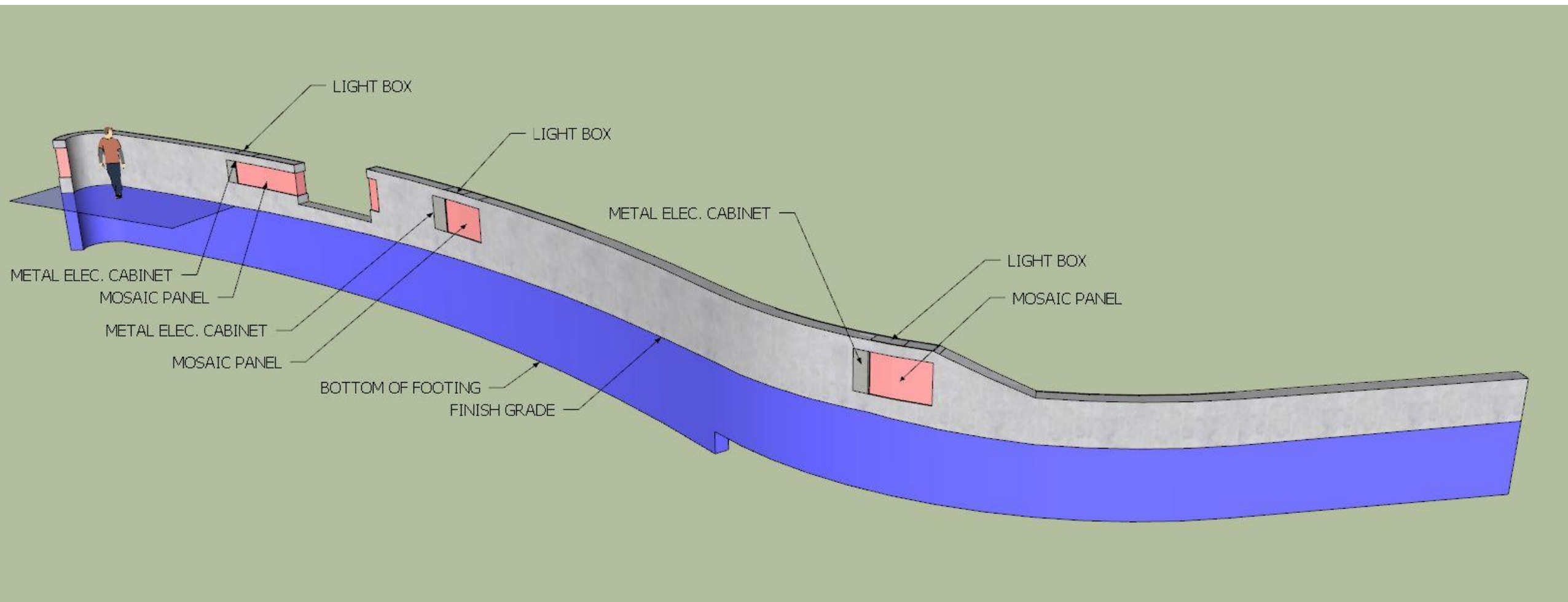


Badger sculpture, by Harry Whitehorse (requires bronze casting)





Mosaic Wall View from Bike Path



Mosaic Wall View from Regent Street

A solid orange square is positioned on the left side of the slide, occupying approximately the left third of the width.

Mosaic Art Input Session

Goals & Process

- Goals:
 - Focus on the mosaic art and its role in transforming these two sites.
 - Gather design input from the community, emphasizing that the ideas should draw inspiration from the landscape and history, and contribute to a sense of place.
 - Explore ways to represent each of these sites and their connections to the community through mosaic imagery
- Process:
 - Discuss visual preferences
 - Discuss potential themes for each space



Exploration of Visual Preferences

Six Different Mosaic Styles

Atmospheric



Atmospheric



Atmospheric




Pictorial



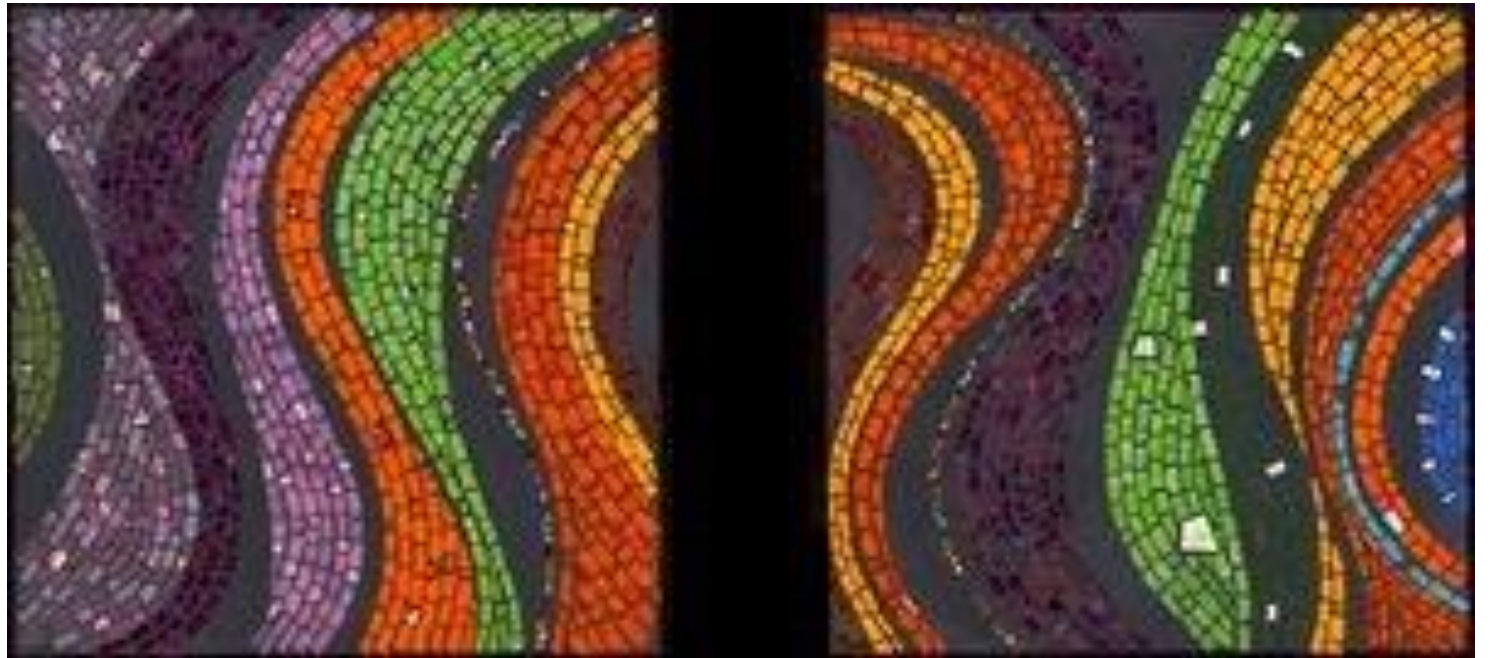
Textural



Geometric



Geometric



Symbolic



Organic



Organic





Table Discussions

Goal: Generate design ideas for each site.

Design Details to Consider

- What is the desired character of each space?
- What makes each space special/interesting?
- What feeling(s) should be communicated by the pieces?
- Which mosaic style fits best?
- What images come to mind?
 - Colors/color schemes?
 - Shapes/forms?
 - Patterns/textures?
 - Symbols/figures/characters?
 - Rhythm/flow/movement?

A solid orange square is positioned on the left side of the slide.

Wrap-Up

Next Steps & More Information

- November 2017: Project out to bid
- March 2018: Construction begins
- Late spring/summer 2018: mosaic creation workshops

Public meeting materials & project listserv sign-up:
www.cityofmadison.com/engineering/projects/monroe-street

Alder Eskrich, District 13:

www.cityofmadison.com/council/district13/

- Subscribe to email updates & share comments.