

General Development Plan / Specific Implementation Plan

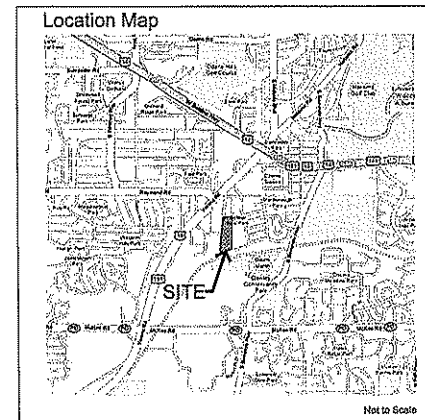
Allied Drive Neighborhood Redevelopment

Allied Drive
Madison, WI 53711

May 12, 2008

Sheet Index

Sheet No.	Sheet Title
-	TITLE SHEET
S.1	EXISTING CONDITIONS PLAN
S.2	PHASE I & II GDP SITE PLAN
S.3	OVERALL SITE GRADING PLAN
S.4	PHASE ONE SITE PLAN
S.5	PHASE ONE GRADING PLAN
S.6	PLAZA BLOW UP
S.7	TOT LOT BLOW UP
S.8	LIGHTING AND SIGNAGE PLAN
A.110	BUILDING 'A' FLOOR PLAN
A.120	BUILDING 'B' FLOOR PLAN
A.130	BUILDING 'C' FLOOR PLAN
A.140	BUILDING 'E' FLOOR PLAN
A.150	BUILDING 'F' FLOOR PLAN
A.210	BUILDING 'A' ELEVATIONS
A.220	BUILDING 'B' ELEVATIONS
A.230	BUILDING 'C' ELEVATIONS
A.240	BUILDING 'E' ELEVATIONS
A.250	BUILDING 'F' ELEVATIONS
L.1	LANDSCAPE KEY
L.2	OVERALL STREET TREE PLAN
L.3	OVERALL PHASE I LANDSCAPE PLAN
L.4	GATEWAY/PLAZA LANDSCAPE PLAN
L.5	BUILDING 'A' LANDSCAPE PLAN
L.6	BUILDING 'B' LANDSCAPE PLAN
L.7	BUILDING 'C' LANDSCAPE PLAN
L.8	BUILDING 'E', TOT LOT, AND BUILDING 'F' LANDSCAPE PLAN
L.9	RAIN GARDEN AND GREEN ROOFS LANDSCAPE PLAN
L.10	PLANT LEGEND AND LANDSCAPE DETAILS
L.11	EQUIPMENT DETAILS
D.1	CIVIL DETAILS
D.2	CIVIL DETAILS
D.3	CIVIL DETAILS
R.1	DEMOLITION PLAN
P.1	STREET PLAN AND PROFILE
P.2	STREET PLAN AND PROFILE
P.3	STREET PLAN AND PROFILE
P.4	STREET PLAN AND PROFILE
P.5	STREET PLAN AND PROFILE
U.1	UTILITY PLAN AND PROFILE
U.2	UTILITY PLAN AND PROFILE
U.3	UTILITY PLAN AND PROFILE
U.4	UTILITY PLAN AND PROFILE
U.5	UTILITY PLAN AND PROFILE
U.6	UTILITY SCHEDULES
U.7	UTILITY SCHEDULES
W.1	WATER PLAN
E.1	STREET LIGHTING PLAN
E.2	STREET LIGHTING PLAN
E.3	STREET LIGHTING PLAN
E.4	STREET LIGHTING PLAN
E.5	STREET LIGHTING PLAN
X.1	STREET CROSS SECTIONS
X.2	STREET CROSS SECTIONS



SITE AREA: +/- 3.77 AC.

Owner / Applicant



Community Development Authority
215 Martin Luther King Jr #318
Madison, WI 53703
608.266.4675

Project Management



Schreiber/Anderson Associates
717 John Nolen Drive
Madison, WI 53713
Phone 608-255-0800
Fax 608-255-7750

Architect



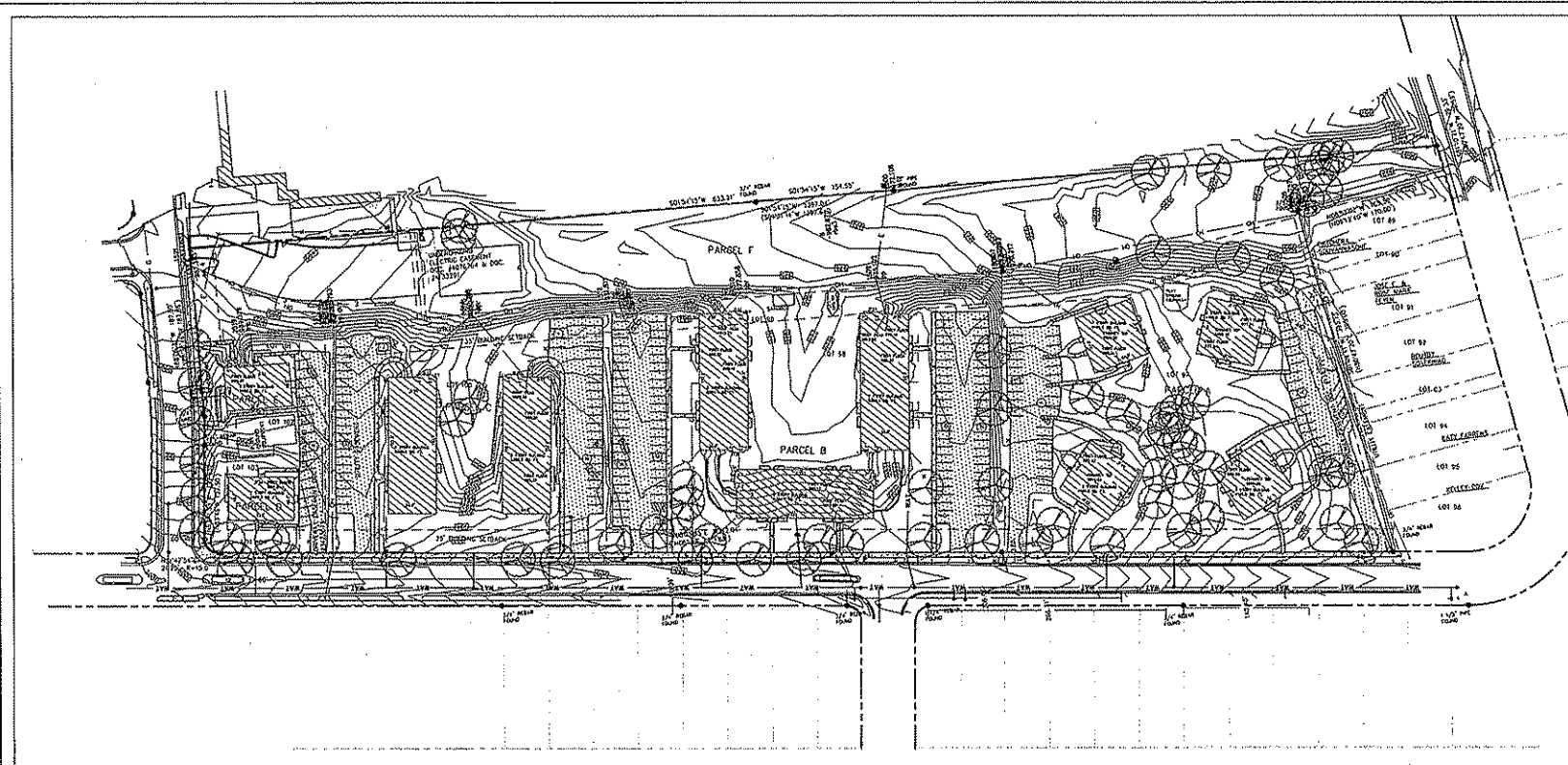
eppstein uhan : architects
222 West Washington Avenue
Suite 650
Madison, WI 53703
608.442.5350

Engineer



City of Madison
215 Martin Luther King Jr #403
Madison, WI 53703
608.266.4675

SAA Project No 2296.01



SCHREIBER / ANDERSON
ASSOCIATES, INC.
1515 John Nolen Drive
Madison, WI 53713
P: 608.278.2100
www.saaonline.com

Professional Seal

Revision	Date
	05/12/08

Project Name

Allied Drive
Neighborhood
Redevelopment
GDP/SIP


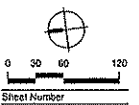


CDA
Community
Development
Authority

City of Madison
Madison, WI

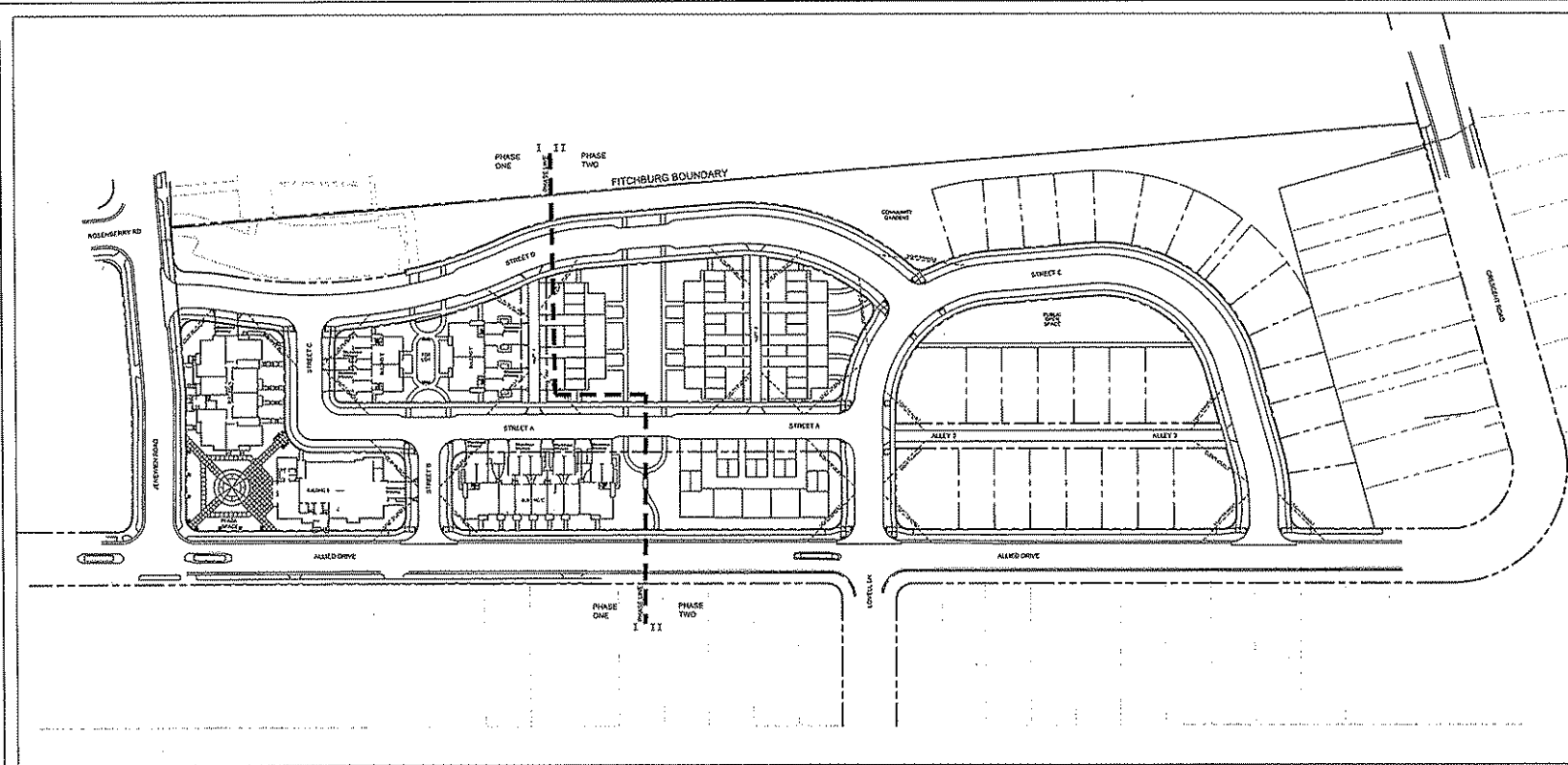
Drawn By:	--
Checked By:	--
File:	--
Issued For:	Review
Issue Date:	05/07/08
Project No.	2296.01

Sheet Title
Existing Conditions
Plan



Original ALTA/ACSM Survey by Arnold
and O'Sheridan Inc., 8/13/06.

S-1



Allied Drive Architectural Data

Building	Stories	Number of Units
A	3	15*
B	3	13
C	3	5
D	n/a	n/a
E	2	4
F	2	6
G	2	5
H	2	3
I	2	8
J	3	9
S.F.	2	24
Duplex	2	10
Total Units		114*

* Includes Manager Occupied Unit in Building A



SCHREIBER / ANDERSON
ASSOCIATES, INC.
1411 John Nolen Drive
Madison, WI 53713
Ph: 608 253 1900
Fax: 608 253 1700
www.saa-madison.com

Professional Seal

Revision _____ Date
05/12/08

Project Name

Allied Drive
Neighborhood
Redevelopment
GDP/SIP

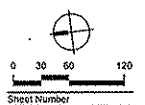


CDA
Community
Development
Authority

City of Madison
Madison, WI

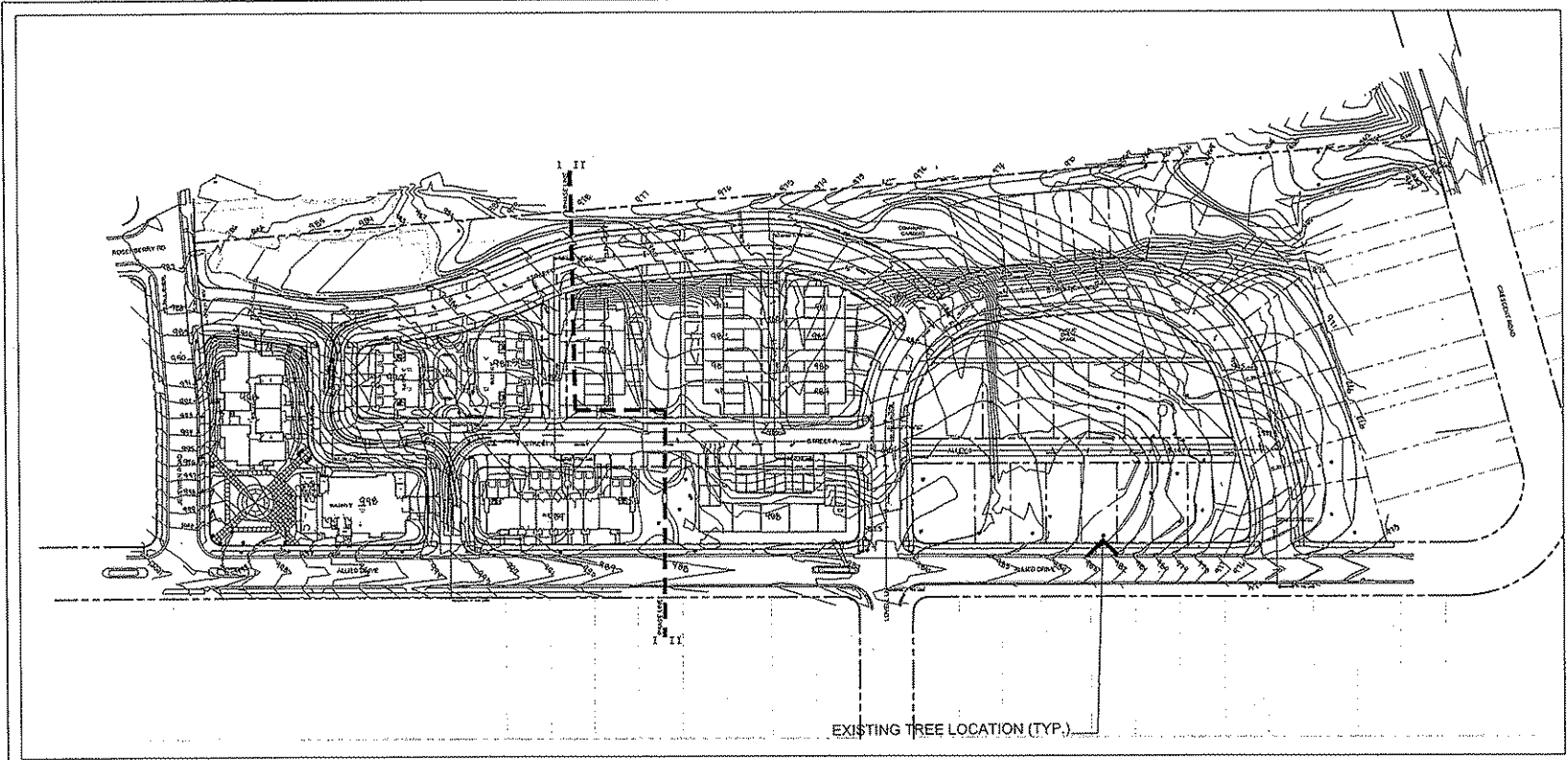
Drawn By: jlb
Checked By: KS
File: -
Issued For: Review
Issue Date: 05/07/08
Project No. 2296.01

Sheet Title
Phase I & II GDP
Site Plan



Sheet Number

S-2



SAA
 SCHREIBER / ANDERSON
 ASSOCIATES, INC.
 2313 Lake Monona Drive
 Madison, WI 53713
 P: 608.231.5100
 F: 608.231.3100
 www.saaonline.com

Professional Seal

Revision	Date
	05/12/08

Project Name

Allied Drive
 Neighborhood
 Redevelopment
 GDP/SIP

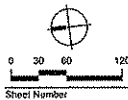


CDA
 Community
 Development
 Authority

City of Madison
 Madison, WI

Drawn By: jlb
 Checked By: KS
 File: -
 Issued For: Review
 Issue Date: 05/07/08
 Project No. 2286.01

Sheet Title
 Overall Site
 Grading Plan



Sheet Number
S-3

Revision	Date
	05/12/08

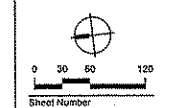
Project Name:
 Allied Drive
 Neighborhood
 Redevelopment
 GDP/SIP




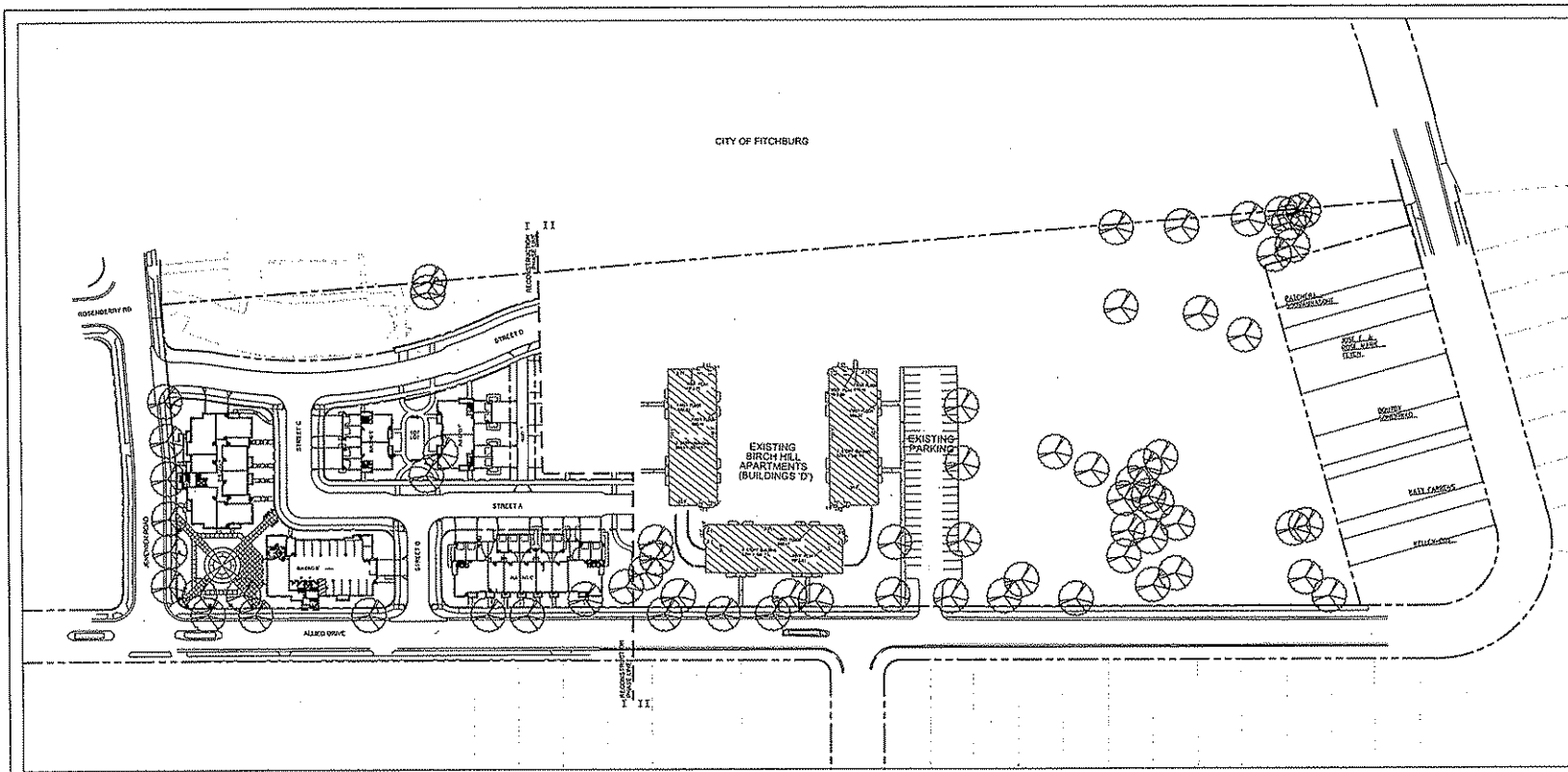
CDA
 Community
 Development
 Authority

City of Madison
 Madison, WI

Drawn By: jib
 Checked By: KS
 File: -
 Issue For: Review
 Issue Date: 05/07/08
 Project No. 2296.01



S-4

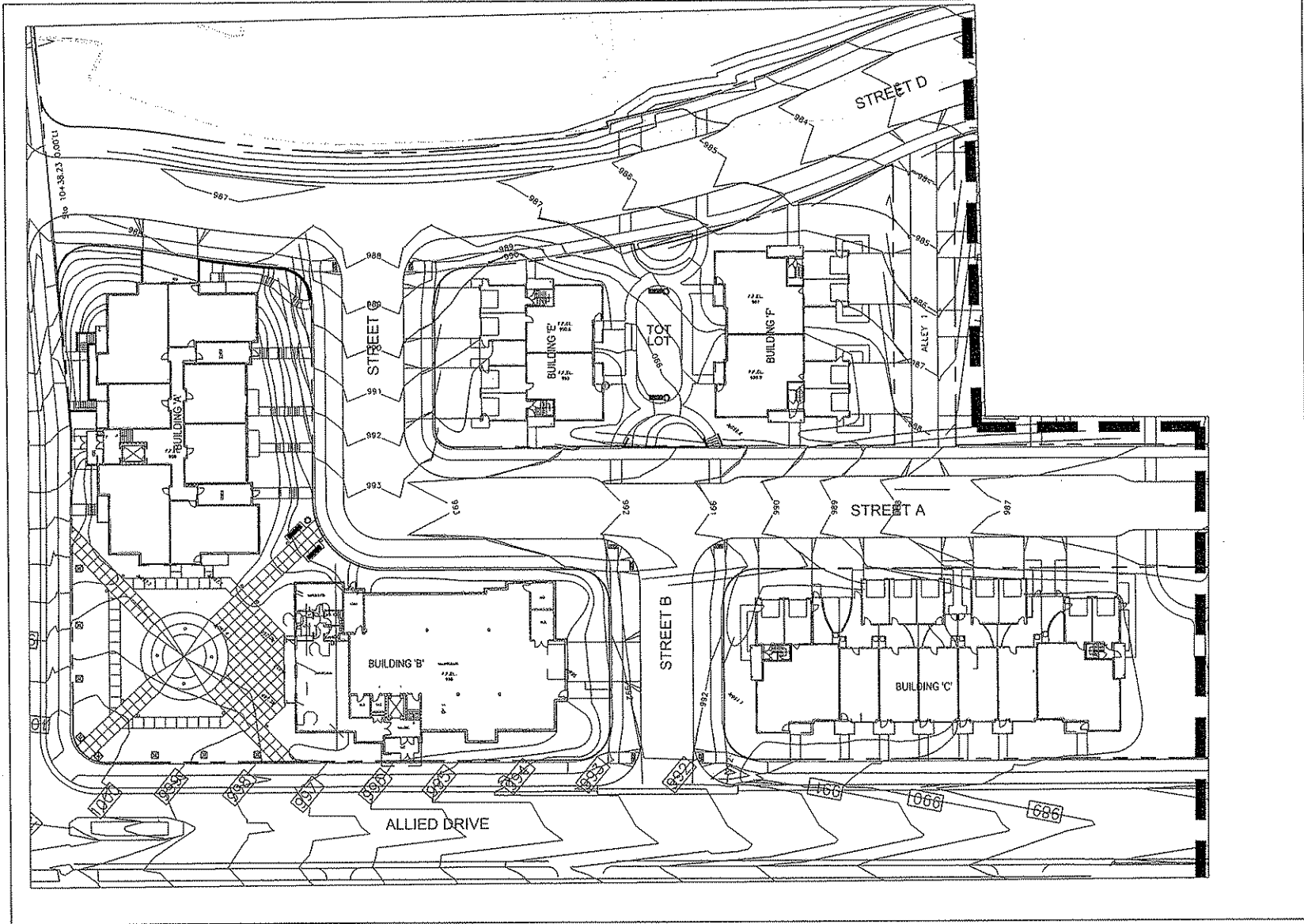


Allied Drive Phase One - Unit Parking Matrix

Building	Total Units	Parking Req'd	Parking Provided	Additional Spaces (On-Street) Req'd
A	(8) 3 BR, (6) 2 BR, (6) 1 BR, (1) Studio	25	19 Garage Spaces (including 1 accessible stall)	6
B	(4) 3 BR, (2) 2 BR, (2) 1 BR, (3) Studio	15	13 Garage Spaces (including 1 accessible stall)	2
C	(9) 3 BR	18	9 Garage Spaces 9 Tandem Spaces	-
D	n/a	n/a	54 Surface Spaces	-
E	(2) 3 BR, (2) 2 BR	6	4 Garage Spaces 4 Tandem Spaces	-
F	(4) 3 BR	8	4 Garage Spaces 4 Tandem Spaces	-

Allied Drive Phase One - Usable Open Space (UOS)

Building	Stories	Number of Units	UOS Required	UOS Provided
A	3	19 Dwelling Units x 70 s.f./d.u.	1,320 s.f.	7,328 s.f.
B	3	11 Dwelling Units x 70 s.f./d.u.	770 s.f.	6,224 s.f.
C	3	9 Dwelling Units x 70 s.f./d.u.	630 s.f.	5,758 s.f.
D	2	n/a (existing units)	-	-
E	2	4 Dwelling Units x 70 s.f./d.u.	280 s.f.	2,755 s.f.
F	2	4 Dwelling Units x 70 s.f./d.u.	280 s.f.	4,915 s.f.



SCHREIBER & ANDERSON
ASSOCIATES, INC.
1415 John Deere Drive
Madison, WI 53713
P: 608.261.0500
F: 608.261.5700
www.saa-madison.com

Professional Seal

Revision	Date
	05/12/08

Project Name

Allied Drive
Neighborhood
Redevelopment
GDP/SIP



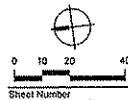
CDA

Community
Development
Authority

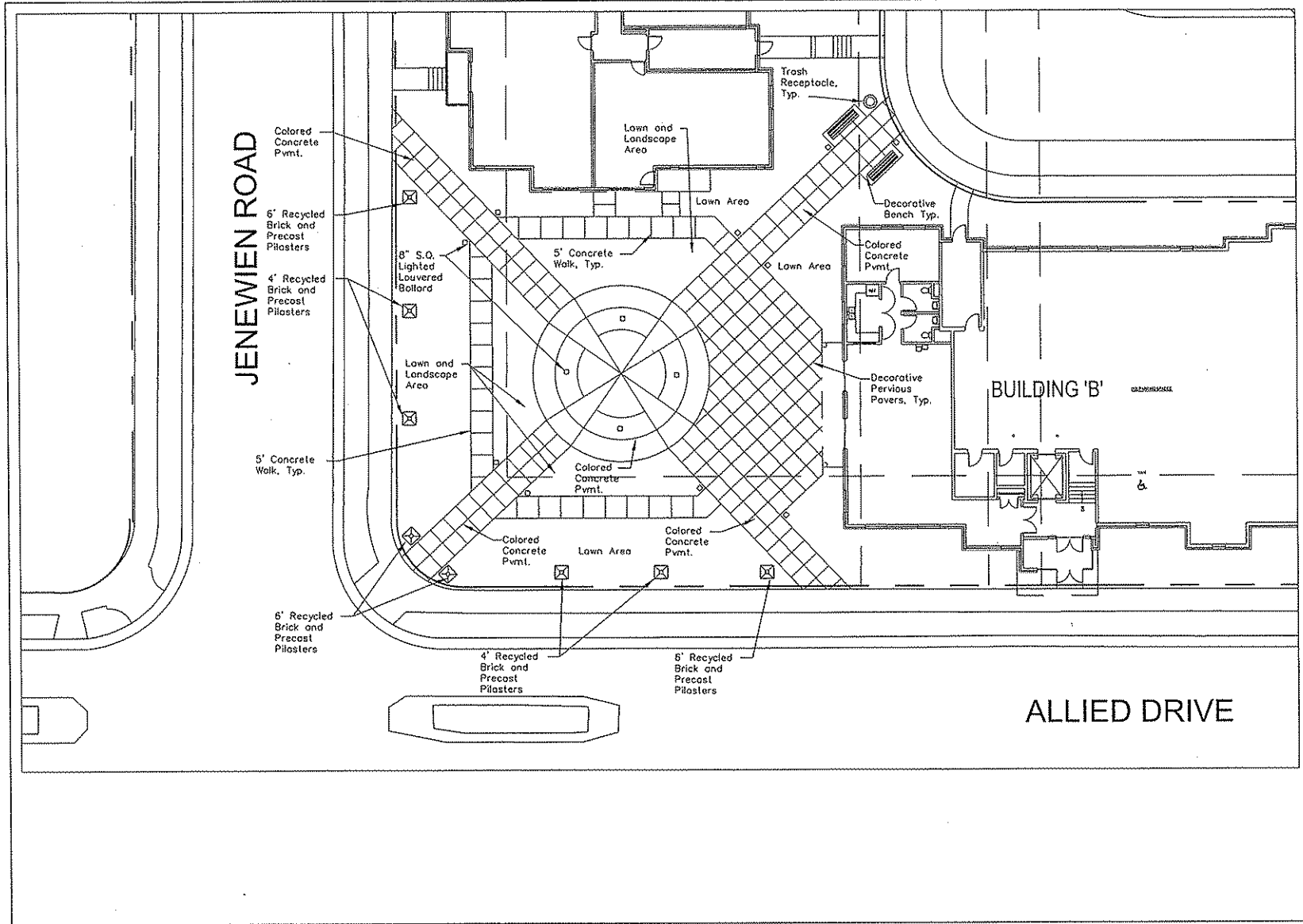
City of Madison
Madison, WI

Drawn By:	Jlb
Checked By:	KS
File:	
Issued For:	Review
Issue Date:	05/07/08
Project No.:	2296.01

Sheet Title
Phase One
Grading Plan



S-5



SAA
 SCHNEIDER / ANDERSON
 ASSOCIATES, INC.
 1412 Olive Ridge Drive
 Madison, WI 53715
 Tel: 608.271.0992
 Fax: 608.311.1752
 www.saa-inc.com

Professional Seal

Revision	Date
	05/12/08

Project Name

Allied Drive
 Neighborhood
 Redevelopment
 GDP/SIP

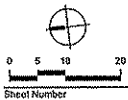


CDA
 Community
 Development
 Authority

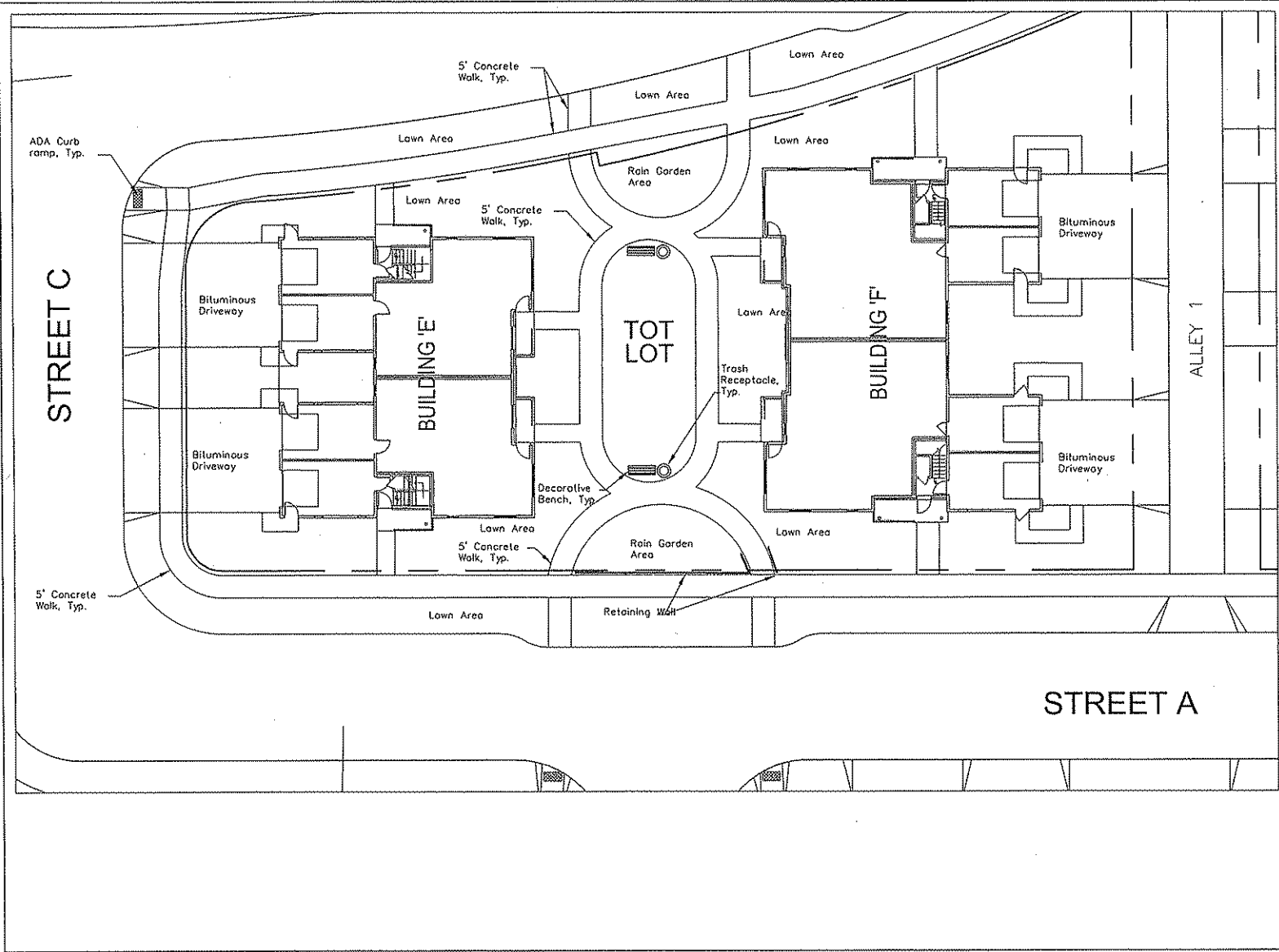
City of Madison
 Madison, WI

Drawn By: jfb
 Checked By: KS
 File: ---
 Issued For: Review
 Issue Date: 05/07/08
 Project No. 2296.01

Sheet Title
 Plaza Blow Up



Sheet Number
S-6



SCHREIBER / ANDERSON ASSOCIATES, INC.
 1415 John Deere Drive
 Madison, WI 53725
 P: 608.231.0202
 F: 608.231.1733
 www.saa-madison.com

Professional Seal

Revision	Date
	05/12/08

Project Name

Allied Drive
 Neighborhood
 Redevelopment
 GDP/SIP

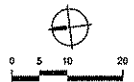


CDA
 Community
 Development
 Authority

City of Madison
 Madison, WI

Drawn By:	jib
Checked By:	KS
File:	-
Issued For:	Review
Issue Date:	05/07/08
Project No.	2236.01

Sheet Title
 Tot Lot Blow Up



Sheet Number

S-7



B5A6
(75 WATT MAX)



SPECIFICATIONS

HOUSING: HEAVY WALL EXTRUDED ALUMINUM CONSTRUCTION. TOP CAP: DURABLE, CORROSION RESISTANT CAST ALUMINUM CONSTRUCTION.
OPTICAL TRAIN: (1) 1 CLEAR ACRYLIC LENS, 1/4" MINIMUM WALL THICKNESS, LENS SURROUNDS CLEAR ANODIZED TWIN REFLECTOR SYSTEM.
OPTIONS:
(1) 1 CLEAR ACRYLIC LENS SURROUNDS ANODIZED ALUMINUM LOUVER TRAY.
(2) DURABLE, CORROSION RESISTANT CAST ALUMINUM LOUVER SYSTEM.
PROVIDES 30° CUT-OFF FOR BRIGHTNESS CONTROL. INTERNAL CLEAR GLASS CYLINDER SURROUNDS LAMP.
(3) CLEAR ACRYLIC LENS SURROUNDS PRISMATIC GLASS REFRACTOR.
(4) OPTICAL ACRYLIC LENS.
GASKETING: CLOSED CELL SILICONE.
LAMP HOLDERS: MEDIUM BASE PORCELAIN.
LAMP: (BY OTHERS)
BALLAST: I.E.P.F. / C.W.A. AUTO TRANSFORMER, 20" STARTING TEMPERATURE. ELECTRICAL COMPONENTS ARE MOUNTED TO REMOVABLE BALLAST TRAY FOR MAINTENANCE.
BASE: BALLAST EQUIPPED WITH FACTORY INSTALLED QUICK DISCONNECT PLUG.
SAFE PLATE: PRECISE ONE PIECE CAST ALUMINUM CONSTRUCTION ANCHOR PLATE IS MECHANICALLY FASTENED TO HOUSING.
ANCHOR BOLTS: (4) 3/8" X 1/4" FULL GALVANIZED ANCHOR BOLTS EACH SUPPLIED WITH TWO NUTS AND TWO WASHERS.
FINISH: POLYESTER POWDER COAT STATE OF THE ART 20 PSI PRECISE POWDER IN A 140° TEMPERATURE INCORPORATES FOUR STEP IRON PHOSPHATE PROCESS TO CLEANSE AND PRETREAT THE METAL SURFACE FOR MAXIMUM PAINT ADHESION.
ELECTROSTATICALLY APPLIED TEXTURED POLYESTER POWDER TOPCOAT IS BAKED AT 400° TEMPERATURE FOR MAXIMUM HARDNESS AND EXTERIOR DURABILITY.

GENERAL DESCRIPTION

THE LUMINAIRE HOUSING POSTLITE LUMINAIRE IS DESIGNED FOR EASE OF MAINTENANCE WITH THE PLUG-IN ELECTRICAL MODULE COMMON TO EACH OF THE LUMINAIRES IN HOLDPRIME UTILITY LUMINAIRE SERIES. THE TRADITIONAL ACCOIN CHAMBER, WHILE REMAINING ONE OF THE MOST, CONTAINS A PRECISION OPTICAL SYSTEM THAT MAXIMIZES POST SPACING WHILE MAINTAINING UNIFORM ILLUMINATION.
OPTICAL SYSTEM:
THE OPTICAL ASSEMBLY IS A PRECISELY MOLDED THERMAL RESISTANT BOROSILICATE GLASS REFLECTOR AND REFRACTOR. THE UPPER PORTION OF THIS SYSTEM INCORPORATES A SERIES OF REFLECTING PRISMS THAT REFLECT OVER 90% OF THE UNWANTED LIGHT INTO THE CONTROLLED REFRACTOR WHILE ALLOWING A SOFT UPLIGHT COMPONENT TO DEFINE THE TRADITIONAL ACCOIN CHAMBER. TWO DECORATIVE ALUMINUM TOP COVER OPTIONS ARE AVAILABLE. THE LOWER PORTION USES PRECISELY MOLDED REFRACTIVE PRISMS TO CONTROL THE DISTRIBUTION OF LIGHT TO MAXIMIZE UTILIZATION, UNIFORMITY, AND LUMINAIRE SPACING. THE VERY TOP OF THIS ASSEMBLY IS A REMOVABLE PRISMATIC GLASS COVER WITH DECORATIVE FINISH FOR TOOLLESS ENTRY INTO THE LAMP CHAMBER. THREE UNIQUE OPTICAL ASSEMBLIES ARE AVAILABLE DESIGNED FOR IES TYPE III, TYPE IV, AND TYPE V DISTRIBUTION.
LUMINAIRE HOUSING:
THE LUMINAIRE HOUSING, CAST OF ALUMINUM, PROVIDES AN ENCLOSURE FOR THE PLUG-IN ELECTRICAL MODULE. THE MOLDED PLATED LAMP GRIP SOCKET AND THREE STATION INCLUDING LINE TERMINAL BLOCK ARE PROVIDED TO A FINE CONDUCTOR RECEPTACLE FOR EASY DISCONNECTION OF THE ELECTRICAL MODULE. THE SUPPLY TRAY ACCEPTS A 3" BY 2-1/8" TO 2-1/8" O.D. TENON.
LUMINAIRE HANGING DOOR:
CAST OF ALUMINUM, THE HOUSING DOOR IS REMOVABLE WITHOUT THE USE OF TOOLS AND IS RETAINED BY A NONCONDUCTIVE LATCH. ATTACHED TO THE DOOR AND TO THE HOUSING, FORMED WITH AN E.E.A.H.E.M.A. TWIST LOCK PHOTOCELL RECEPTACLE. THE DOOR CONTAINS AN ACRYLIC WINDOW TO ALLOW LIGHT TO REACH THE CELL.
ELECTRICAL MODULE:
THE BALLAST COMPONENTS ARE MOUNTED ON A STEEL PLATE THAT IS REMOVABLE WITHOUT THE USE OF TOOLS. A MATCHING FINE CONDUCTOR PLUS CONNECTS TO THE RECEPTACLE BY THE LUMINAIRE HOUSING TO COMPLETE THE WIRING. WHERE A STARTING AND IS REQUIRED, IT IS PROVIDED WITH A SEPARATE PLUS IN CONNECTION AND CAN BE REPLACED WITHOUT THE USE OF TOOLS. FOR PHOTOCELL OPERATION, THE ELECTRICAL MODULE IS PROVIDED WITH AN E.E.A.H.E.M.A. TWIST LOCK PHOTOCELL RECEPTACLE.
BALLASTS:
REFER TO BALLAST DATA SHEET FOR SPECIFIC OPERATION CHARACTERISTICS.
50 WATT 120 VOLT HIGH PRESSURE SODIUM (HPS) BALLASTS ARE HIGH POWER FACTOR REACTOR TYPE. ALL OTHER HPS BALLASTS ARE HIGH POWER FACTOR AUTO TRANSFORMER TYPE.
175 WATT METAL HALIDE (MH) BALLASTS ARE PEAK LEAD AUTO TRANSFORMER TYPE, TO AND 100 WATT MH UNITS ARE AVAILABLE ONLY WITH HIGH POWER FACTOR HIGH REACTANCE TYPE BALLAST.
FINISH:
THE LUMINAIRE IS FINISHED WITH POLYESTER POWDER PAINT APPLIED AFTER A SEVEN STAGE PRETREATMENT PROCESS TO INSURE MAXIMUM DURABILITY.
UL:
THE LUMINAIRE IS UL LISTED AS SUITABLE FOR WET LOCATIONS AT A MAXIMUM OF 40 DEGREES C AMBIENT TEMPERATURE.

SPECIFICATIONS

DESCRIPTION:
THE LIGHTING POST SHALL BE ALL CAST IRON CONSTRUCTION, MASSIVELY TAPERED WITH A DEEP, INFILTRATE PATTERN ON THE SHAFT AND BASE. THE POST SHALL BE HOLDPRIME CATALOG NUMBER C 22 / 14-0005H.

MATERIALS

THE POST MATERIAL SHALL BE ASTM A6 CLASS 30 CAST IRON, FURNISHED TO THE PATTERN WITH COMPLETE DETAIL. ALL EXPANDED HANDRAILS SHALL BE TAMPER RESISTANT STAINLESS STEEL. ANCHOR BOLTS TO BE COMPLETELY HOT DIP GALVANIZED. PARTIALLY GALVANIZED BOLTS ARE NOT ACCEPTABLE.

INSTALLATION

THE POST SHALL BE PROVIDED WITH FOUR 3/4" DIAMETER L-TYPE ANCHOR BOLTS TO BE INSTALLED TO THE BASE OF THE POST. A DOOR SHALL BE PROVIDED IN THE BASE FOR ANCHORAGE AND WIRING ACCESS. ANCHOR BOLTS SHALL BE PROVIDED UNDER THE BASE OPPOSITE THE DOOR. FOR FINISH SPECIFICATIONS AND COLOR OPTION, SEE "FINISH" SECTION IN CATALOG.

DIMENSIONS

THE POST SHALL BE 3'-00" IN HEIGHT WITH A 1 1/2" DIAMETER BASE. THE POST SHALL TAPER FROM 1 1/2" DIAMETER AT THE TOP OF THE BASE TO 4 1/2" DIAMETER AT THE POST TOP. AN INTEGRAL 3" O.D. TENON SHALL BE PROVIDED AT THE TOP FOR LUMINAIRE MOUNTING. THE POST TOP SHALL INCLUDE A TRANSDUCER DOOR BETWEEN THE PLATED SHAFT AND THE TENON.

SPECIFICATIONS

DESCRIPTION:
THE LIGHTING POST SHALL BE ALL CAST IRON CONSTRUCTION, MASSIVELY TAPERED WITH A DEEP, INFILTRATE PATTERN ON THE SHAFT AND BASE. THE POST SHALL BE HOLDPRIME CATALOG NUMBER C 22 / 14-0005H.

MATERIALS

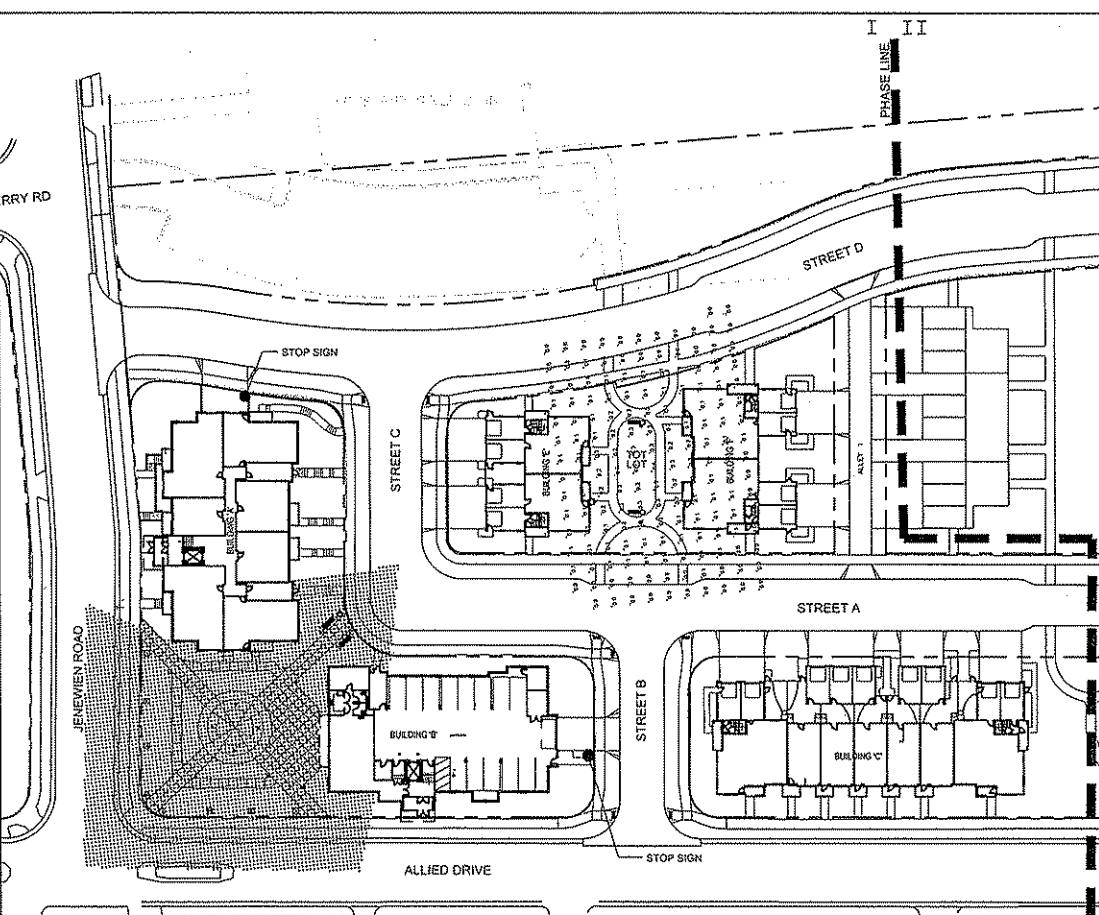
THE POST MATERIAL SHALL BE ASTM A6 CLASS 30 CAST IRON, FURNISHED TO THE PATTERN WITH COMPLETE DETAIL. ALL EXPANDED HANDRAILS SHALL BE TAMPER RESISTANT STAINLESS STEEL. ANCHOR BOLTS TO BE COMPLETELY HOT DIP GALVANIZED. PARTIALLY GALVANIZED BOLTS ARE NOT ACCEPTABLE.

INSTALLATION

THE POST SHALL BE PROVIDED WITH FOUR 3/4" DIAMETER L-TYPE ANCHOR BOLTS TO BE INSTALLED TO THE BASE OF THE POST. A DOOR SHALL BE PROVIDED IN THE BASE FOR ANCHORAGE AND WIRING ACCESS. ANCHOR BOLTS SHALL BE PROVIDED UNDER THE BASE OPPOSITE THE DOOR. FOR FINISH SPECIFICATIONS AND COLOR OPTION, SEE "FINISH" SECTION IN CATALOG.

DIMENSIONS

THE POST SHALL BE 3'-00" IN HEIGHT WITH A 1 1/2" DIAMETER BASE. THE POST SHALL TAPER FROM 1 1/2" DIAMETER AT THE TOP OF THE BASE TO 4 1/2" DIAMETER AT THE POST TOP. AN INTEGRAL 3" O.D. TENON SHALL BE PROVIDED AT THE TOP FOR LUMINAIRE MOUNTING. THE POST TOP SHALL INCLUDE A TRANSDUCER DOOR BETWEEN THE PLATED SHAFT AND THE TENON.



3/17 file created by LitaPro 2024 on 5/9/2028 9:16:44 AM

COLLIGATION SUMMARY	NO. OF FIXES	TYPE	WATTAGE	WATTAGE	WATTAGE	WATTAGE	WATTAGE	WATTAGE	WATTAGE	WATTAGE
AREA: BLDG V	257	200	100	100	100	100	100	100	100	100
AREA: BLDG W	257	200	100	100	100	100	100	100	100	100

AREA: SUPPLY CENTER	NO. OF FIXES	TYPE	WATTAGE	WATTAGE	WATTAGE	WATTAGE	WATTAGE	WATTAGE	WATTAGE
AREA: SUPPLY CENTER	10	200	100	100	100	100	100	100	100

SAA
SCHRIBER / ANDERSON
ASSOCIATES, INC.
1811 John Miller Drive
Madison, WI 53713
Ph: 608.253.0400
Fax: 608.253.0130
www.saa-madison.com

Professional Seal

Revision Date
05/12/08

Project Name

Allied Drive
Neighborhood
Redevelopment
GDP/SIP



Community
Development
Authority
City of Madison
Madison, WI

Drawn By: RS
Checked By: KS
File: P-E.DWG
Issued For: Review
Issue Date: 05/07/08
Project No. 2296.01

Sheet Title
Lighting and
Signage Plan



Sheet Number
S-8



eppstein uhen : architects

315 East Chicago Street
Milwaukee, Wisconsin 53202
Tel 414 271-2100 Fax 414 271-2104
779 West Washington Ave, Suite 610
Madison, Wisconsin 53703
Tel 608 407-1010 Fax 608 407-1000

PROJECT INFORMATION

ALLIED DRIVE
APARTMENTS -
BUILDING A
NORTH ALLIED
DRIVE
MADISON, WI

ISSUANCE AND REVISIONS

SD PROGRESS SET

REVISIONS

NO.	DATE	DESCRIPTION

SHEET INFORMATION

PROGRESS DOCUMENTS

This document is for progress and shall not be used for construction documents and shall not be used for final bidding or construction related purposes.

PROJECT MANAGER JK

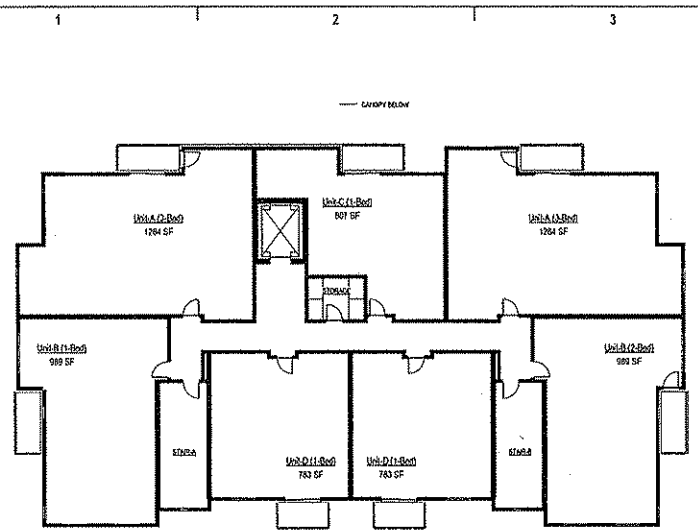
PROJECT NUMBER 607300-02

DATE MAY 7, 2008

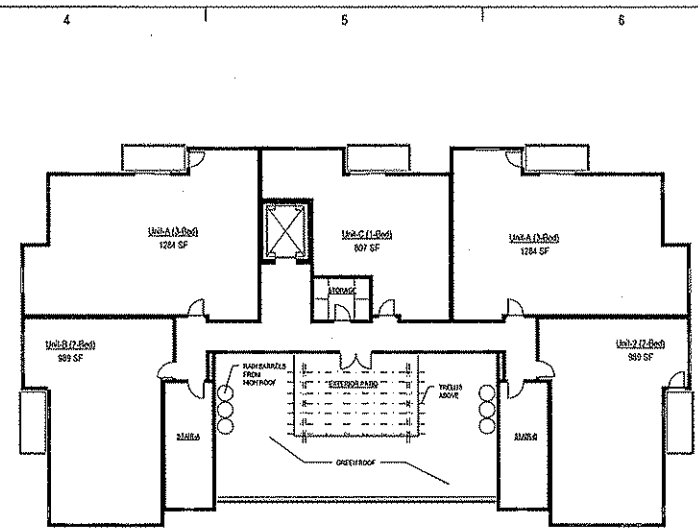
FLOOR PLANS

A110

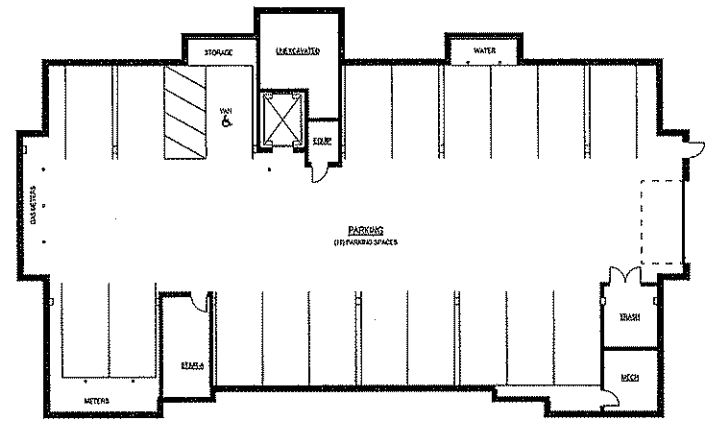
©Eppstein Uhen Architects, Inc.



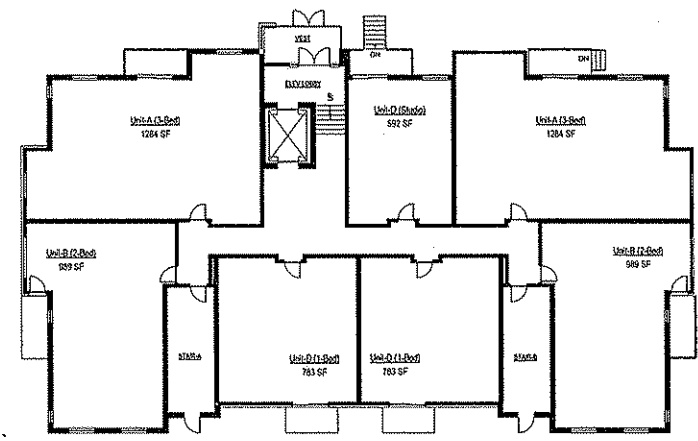
C1 SECOND FLOOR PLAN
3/27' x 11/0"



C4 THIRD FLOOR PLAN
3/27' x 11/0"



A1 PARKING LEVEL
3/27' x 11/0"



A4 FIRST FLOOR PLAN
3/27' x 11/0"



eppstein uhen : architects
 222 East Chicago Street
 Milwaukee, Wisconsin 53202
 Tel: 414.224.3600 Fax: 414.224.3700
 222 West Washington Ave., Suite 400
 Madison, Wisconsin 53702
 Tel: 608.442.2500 Fax: 608.442.6000

PROJECT INFORMATION
ALLIED DRIVE APARTMENTS - BUILDING B
 NORTH ALLIED DRIVE
 MADISON, WI

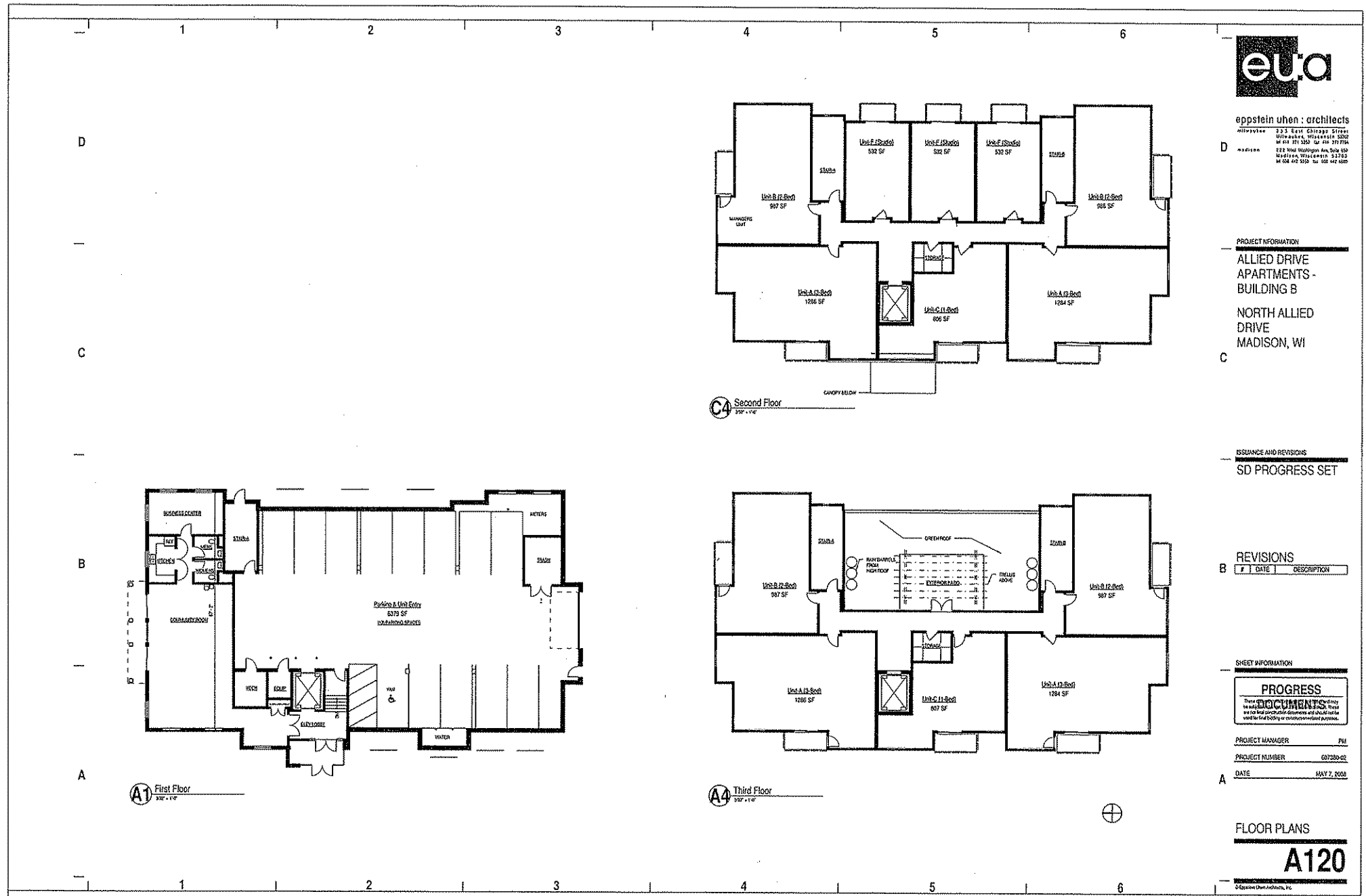
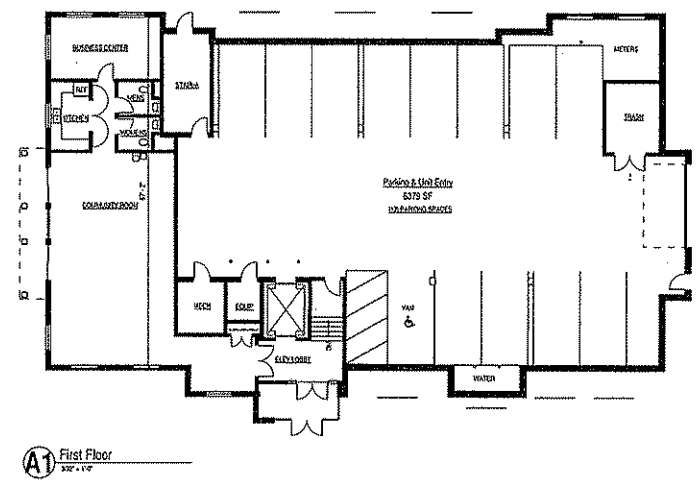
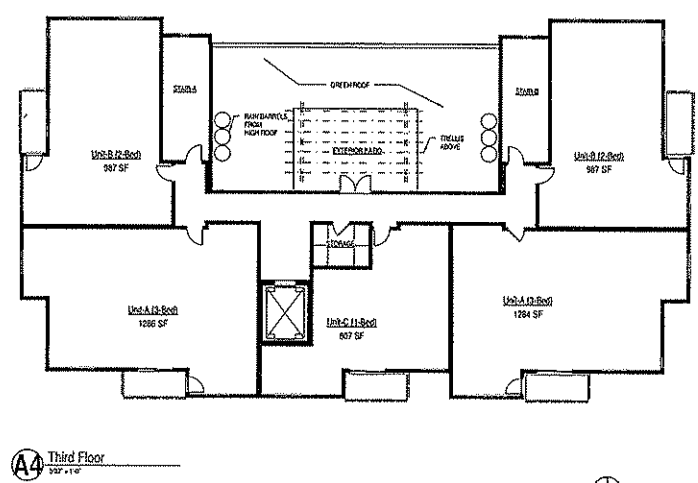
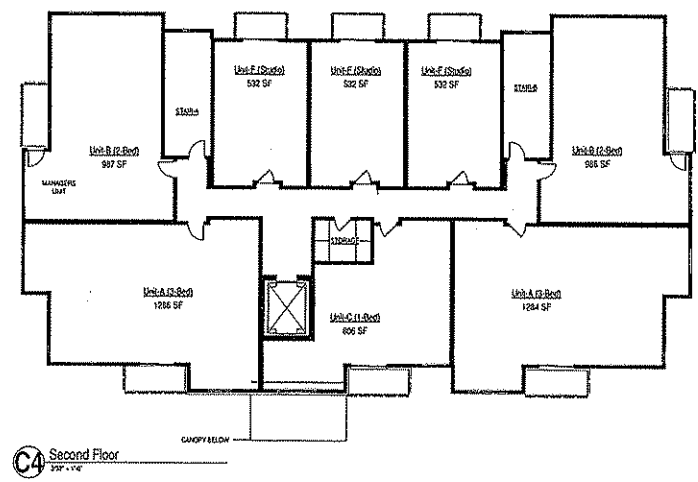
ISSUANCE AND REVISIONS
SD PROGRESS SET

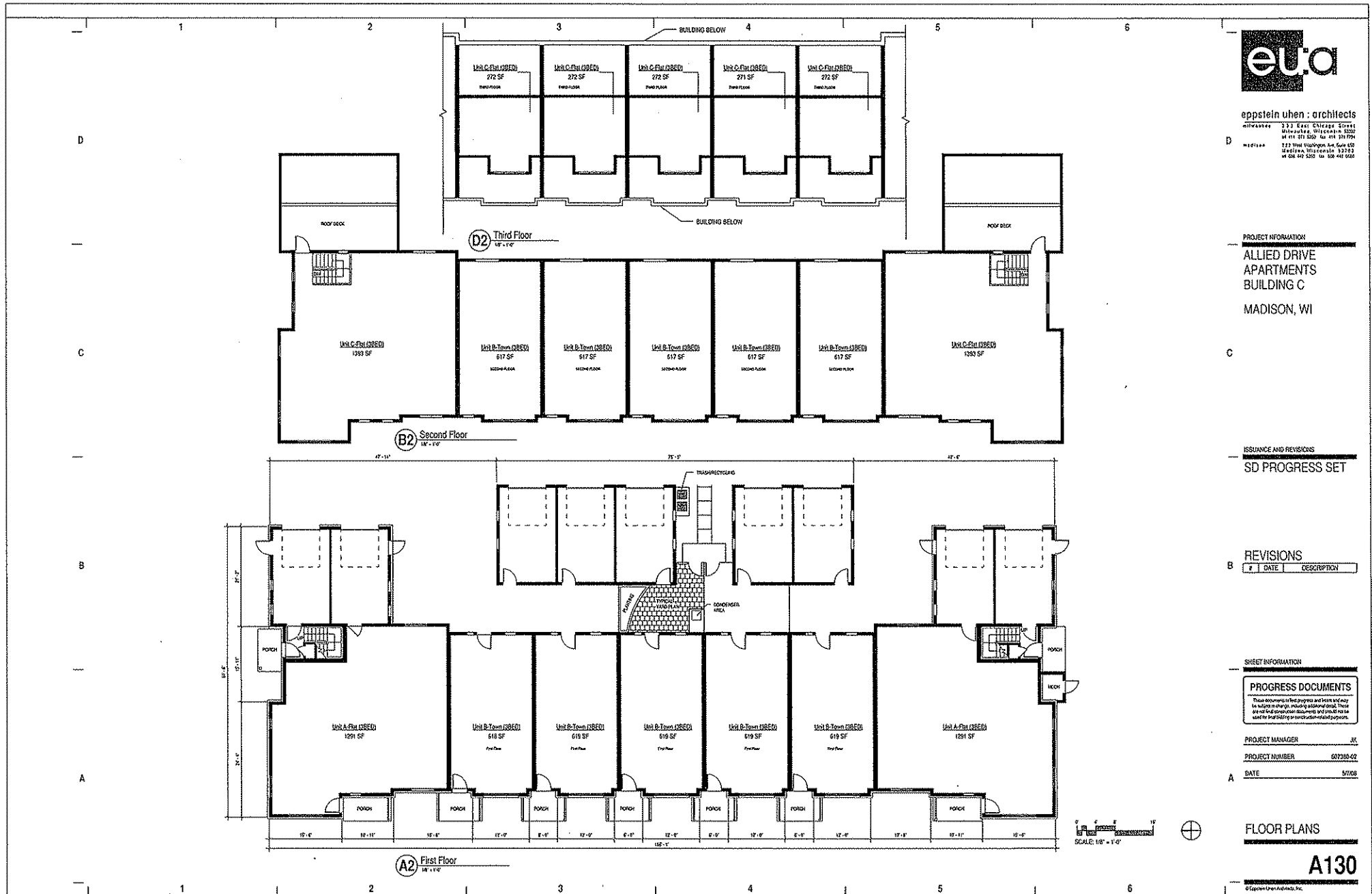
REVISIONS

#	DATE	DESCRIPTION

SHEET INFORMATION
PROGRESS DOCUMENTS
 These drawings are preliminary and subject to change. They are for informational purposes only and should not be used for final construction or construction-related purposes.
PROJECT MANAGER: JMI
PROJECT NUMBER: 607280-02
DATE: MAY 7, 2005

FLOOR PLANS
A120
 ©Eppstein Uhen Architects, Inc.





eppstein uhen : architects
 333 East Chicago Street
 Milwaukee, Wisconsin 53202
 Tel: 414 271 5500 Fax: 414 271 7794
 122 West Washington Ave. Suite 450
 Madison, Wisconsin 53703
 Tel: 608 482 5200 Fax: 608 482 5200

PROJECT INFORMATION
ALLIED DRIVE APARTMENTS BUILDING C
 MADISON, WI

ISSUANCE AND REVISIONS
SD PROGRESS SET

REVISIONS

#	DATE	DESCRIPTION

SHEET INFORMATION
PROGRESS DOCUMENTS
 These documents are for progress and review only. They are not for construction. They are not for use in the field. They are not for use in the field. They are not for use in the field.

PROJECT MANAGER JK
PROJECT NUMBER 607285-02
DATE 5/7/08

FLOOR PLANS

A130



eppstein uhen : architects

233 East Chicago Street
Milwaukee, Wisconsin 53202
Tel 414 271 3350 Fax 414 271 7796
122 West Washington Ave. Suite 100
Madison, Wisconsin 53702
Tel 608 442 5354 Fax 608 442 0169

PROJECT INFORMATION

ALLIED DRIVE
APARTMENTS
BUILDING E
MADISON, WI

ISSUANCE AND REVISIONS

SD PROGRESS SET

REVISIONS

#	DATE	DESCRIPTION

SHEET INFORMATION

PROGRESS DOCUMENTS

These documents are progress documents and are not to be used for construction. They are subject to change without notice. They are not to be used for construction or other purposes.

PROJECT MANAGER JK

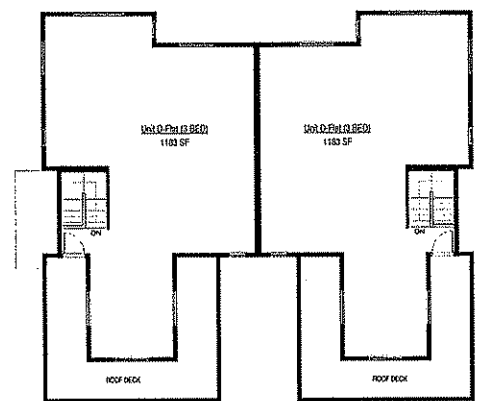
PROJECT NUMBER 027320-020

DATE 05/07/05

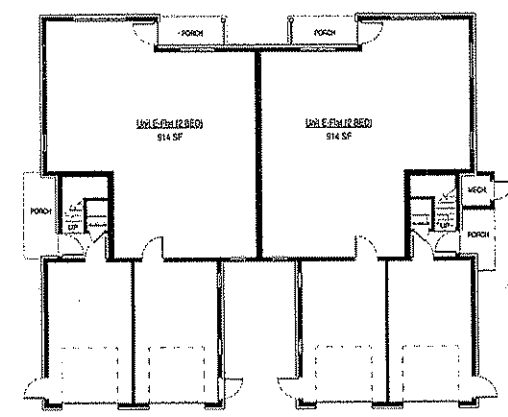
FLOOR PLANS

A140

© Eppstein Uhen Architects, P.C.



A2 Second Floor 1/8" = 1'-0"



A4 First Floor 1/8" = 1'-0"

D

C

B

A

C

B

A

1

2

3

4

5

6

1

2

3

4

5

6



appstein uhen : architects

milwaukee 333 East Chicago Street
Milwaukee, Wisconsin 53202
tel 414 271 5350 fax 414 271 7774
madison 222 West Washington Ave. Suite 603
Madison, Wisconsin 53702
tel 608 447 5495 fax 608 447 5385

PROJECT INFORMATION

ALLIED DRIVE
APARTMENTS
BUILDING F
MADISON, WI

ISSUANCE AND REVISIONS

SD PROGRESS SET

REVISIONS

#	DATE	DESCRIPTION

SHEET INFORMATION

PROGRESS DOCUMENTS

These documents reflect progress and may not be subject to change. Additional sheets, drawings and specifications documents are available for use by field building or construction personnel.

PROJECT MANAGER JK

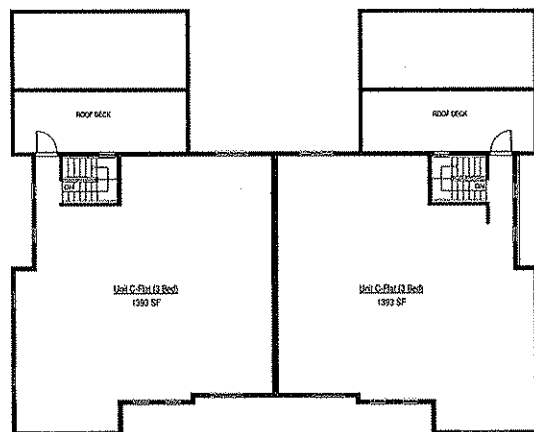
PROJECT NUMBER 007330-02

DATE 05/07/08

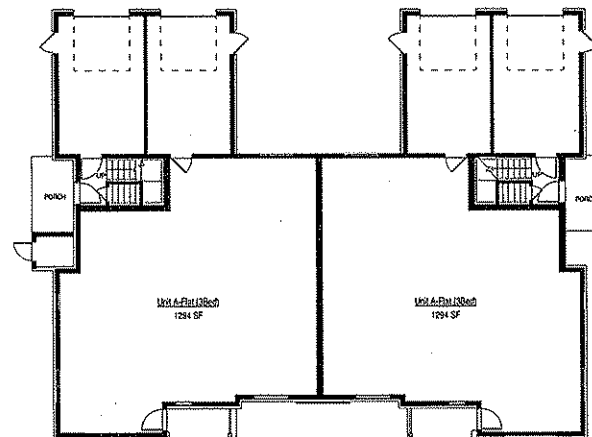
First Floor Plan

A150

© Appstein Uhen Architects, Inc.



1 Second Floor
1/8" = 1'-0"



A4 First Floor
1/8" = 1'-0"



eppstein uhen : architects
 25 E East Chicago Street
 Milwaukee, Wisconsin 53202
 Tel: 414 271 5100 Fax: 414 271 7254
 131 West Washington Ave. Suite 202
 Madison, Wisconsin 53702
 Tel: 608 442 5150 Fax: 608 442 6100

PROJECT INFORMATION
ALLIED DRIVE APARTMENTS - BUILDING A
 NORTH ALLIED DRIVE
 MADISON, WI

ISSUANCE AND REVISIONS
SD PROGRESS SET

REVISIONS

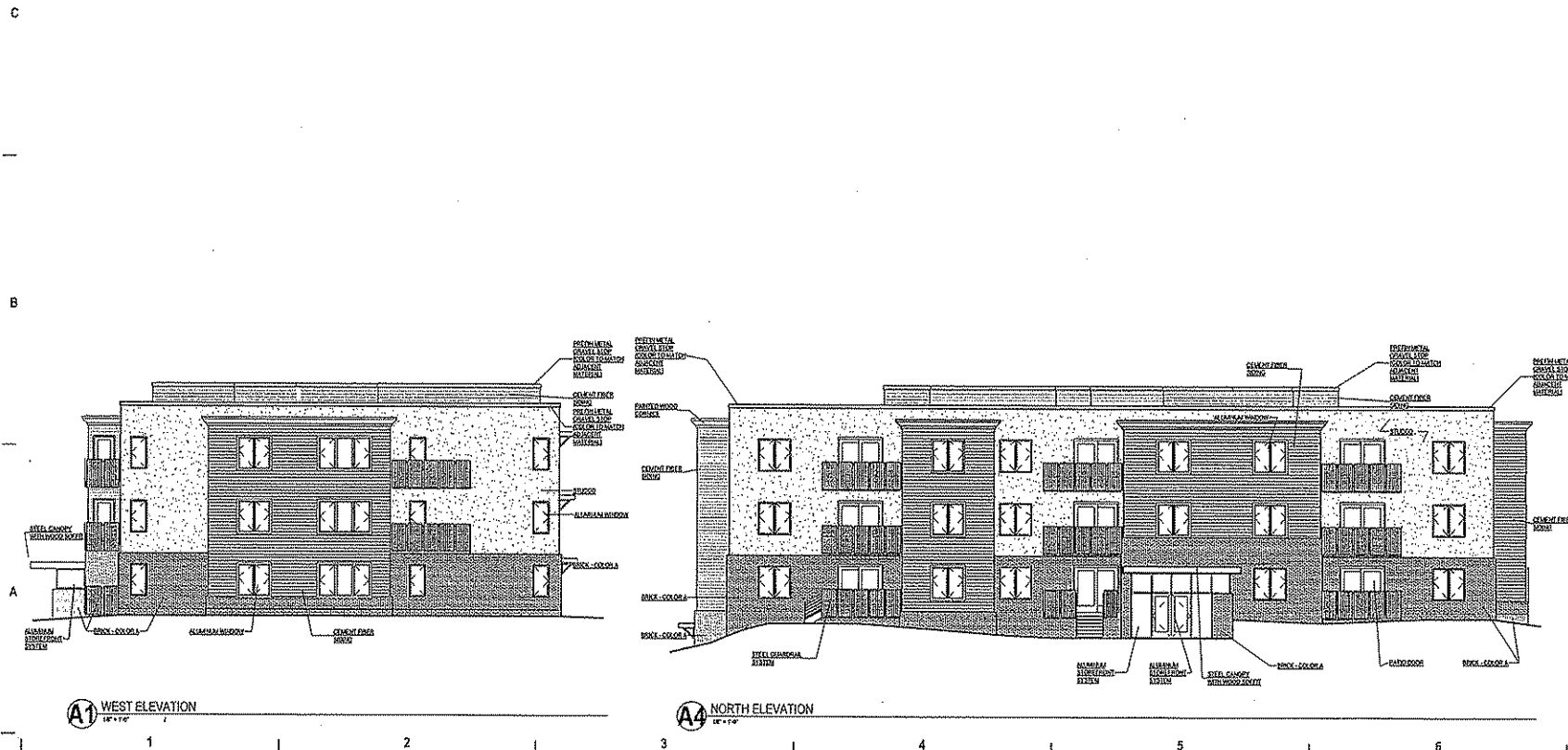
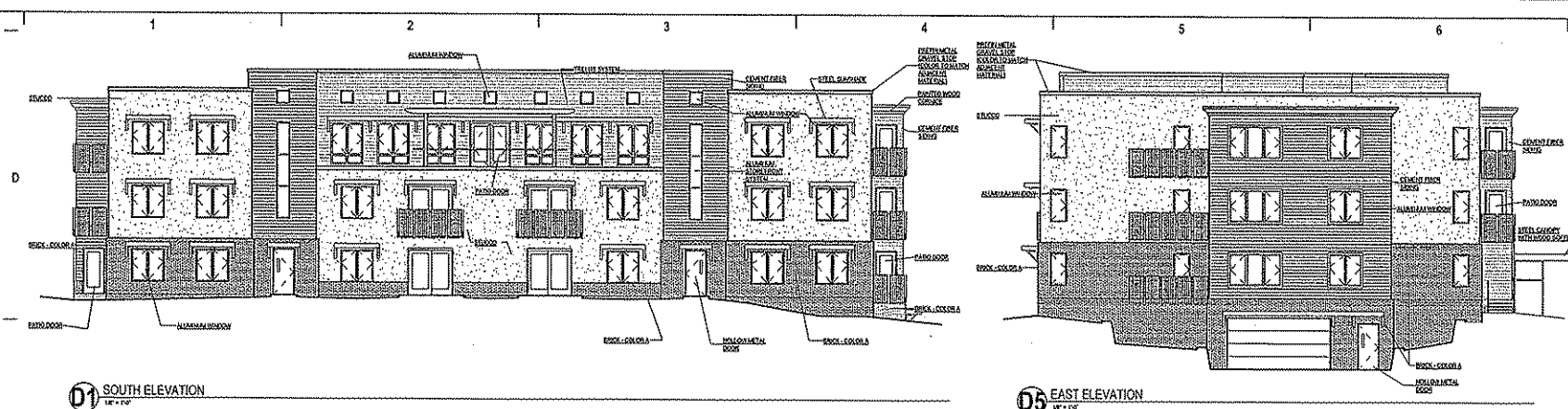
#	DATE	DESCRIPTION

SHEET INFORMATION

PROGRESS DOCUMENTS
 These documents show progress and status and may be subject to change, including additional detail. These are not final construction documents and should not be used for final bidding or construction purposes.

PROJECT MANAGER: JK
 PROJECT NUMBER: 007300-02
 DATE: MAY 7, 2009

ELEVATIONS
A210
 © Eppstein Uhen Architects, Inc.





appstein uhen : architects

1111 Lakeside 357 East Chicago Street
 Milwaukee, Wisconsin 53202
 tel 414 974 6562 fax 414 271 7794
 madison 222 West Washington Ave. Suite 602
 Madison, Wisconsin 53702
 tel 608 442 6200 fax 608 442 6200

PROJECT INFORMATION

ALLIED DRIVE
 APARTMENTS -
 BUILDING B

NORTH ALLIED
 DRIVE
 MADISON, WI

ISSUANCE AND REVISIONS

SD PROGRESS SET

REVISIONS

#	DATE	DESCRIPTION

SHEET INFORMATION

PROGRESS

These documents are for informational purposes only. They are not final construction documents and should not be used for final building or construction-related purposes.

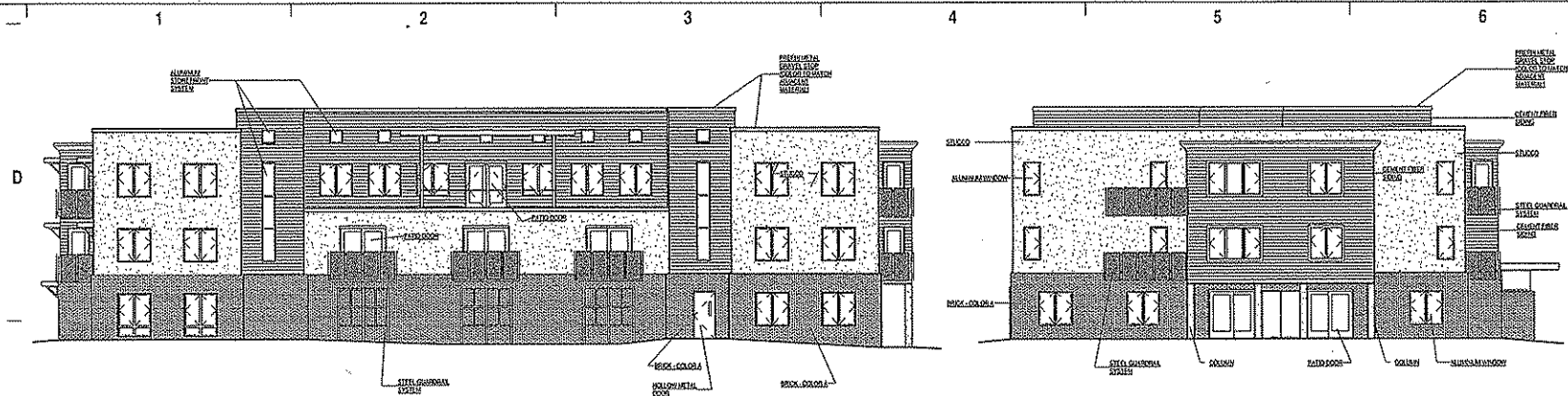
PROJECT MANAGER PH

PROJECT NUMBER 607330-02

DATE MAY 7, 2008

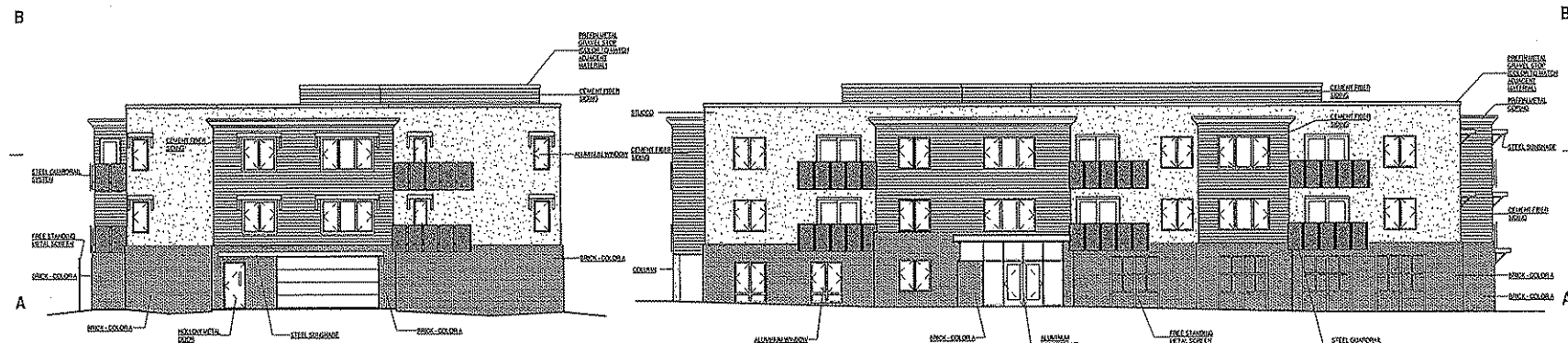
ELEVATIONS

A220



C1 EAST ELEVATION
 1/8" = 1'-0"

C4 NORTH ELEVATION
 1/8" = 1'-0"



A1 SOUTH ELEVATION
 1/8" = 1'-0"

A4 WEST ELEVATION
 1/8" = 1'-0"



eppstein when : architects

233 East Chicago Street
Madison, Wisconsin 53702
Tel 608 251 5544 Fax 608 251 7754
222 West Washington Ave. Suite 600
Madison, Wisconsin 53703
Tel 608 442 3350 Fax 608 442 3340

PROJECT INFORMATION

ALLIED DRIVE
APARTMENTS-BUILDING
C

MADISON, WI

ISSUANCE AND REVISIONS

SD PROGRESS SET

REVISIONS

#	DATE	DESCRIPTION

SHEET INFORMATION

PROGRESS DOCUMENTS

This document is being prepared and issued and may be subject to change. Including additional sheets. There are no full production documents and it should not be used for final building or construction documents.

PROJECT MANAGER JK

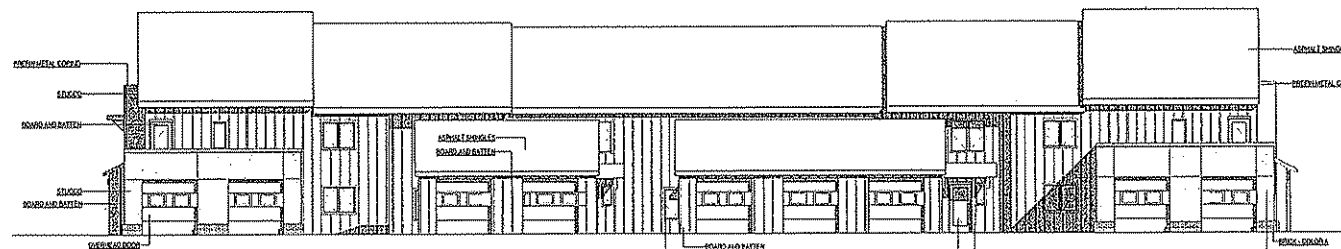
PROJECT NUMBER 007350-02

DATE 5/1/05

ELEVATIONS

A230

© Eppstein When Architects, Inc.



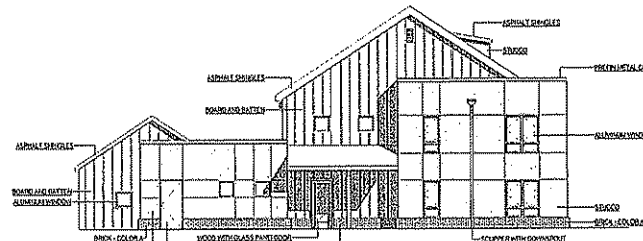
C1 East
1/4" = 1'-0"



B1 West
1/4" = 1'-0"



A1 South
1/4" = 1'-0"



A4 North
1/4" = 1'-0"



SCALE: 1/4" = 1'-0"



eppstein uhen : architects

1100 Wacker Drive
Chicago, Illinois 60601
Tel: 312.512.1310 Fax: 312.512.1314
1111 West Washington Ave., Suite 600
Madison, Wisconsin 53702
Tel: 608.441.5400 Fax: 608.442.6800

PROJECT INFORMATION

ALLIED DRIVE
APARTMENTS
BUILDING E
MADISON, WI

ISSUANCE AND REVISIONS

SD PROGRESS SET

REVISIONS

#	DATE	DESCRIPTION

SHEET INFORMATION

PROGRESS DOCUMENTS
These documents are preliminary and their content is subject to change. Industry standard AIA. There are no legal obligations associated with this sheet for final bidding or construction-related purposes.

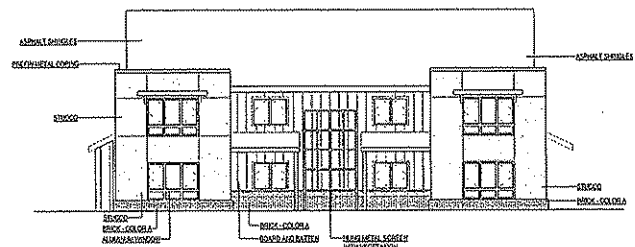
PROJECT MANAGER J.C.

PROJECT NUMBER 007380-000

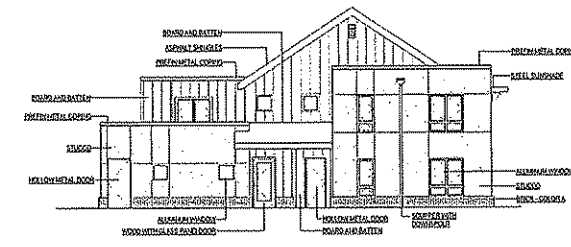
DATE 05/07/08

ELEVATIONS

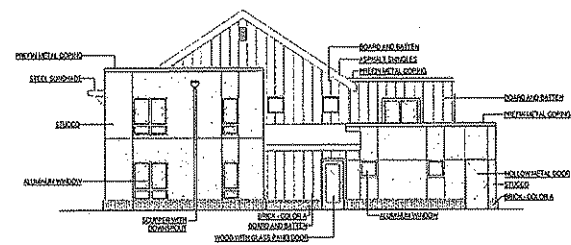
A240



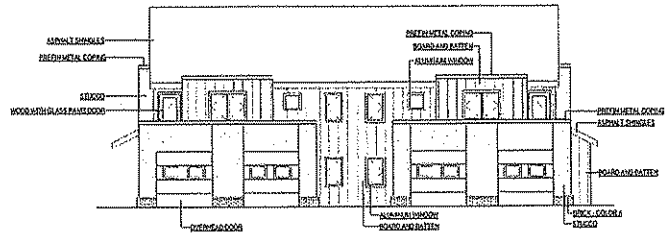
D1 South
1/8" = 1'-0"



D4 East
1/8" = 1'-0"



A1 West
1/8" = 1'-0"



A4 North
1/8" = 1'-0"



eppstein uhen : architects
 233 East Chicago Street
 Madison, Wisconsin 53702
 Tel: 608 278 5200 or 608 278 7954
 223 West Washington Ave., Suite 400
 Madison, Wisconsin 53703
 Tel: 608 487 2900 or 608 487 6000

PROJECT INFORMATION
ALLIED DRIVE APARTMENTS BUILDING F
 MADISON, WI

ISSUANCE AND REVISIONS
SD PROGRESS SET

REVISIONS

#	DATE	DESCRIPTION

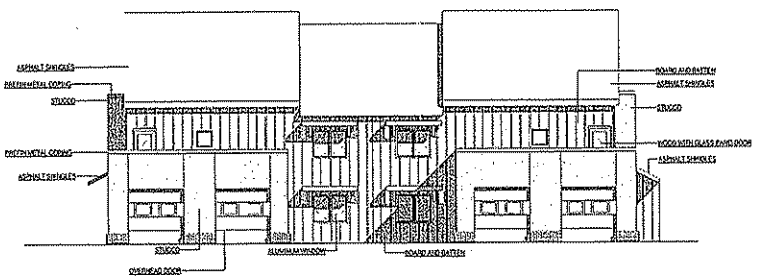
SHEET INFORMATION
PROGRESS DOCUMENTS
 These documents are in progress and have not yet been reviewed by the architect. They are not for construction purposes and should not be used for building or construction purposes.

PROJECT MANAGER JK
PROJECT NUMBER 067380-02
DATE 05/07/08

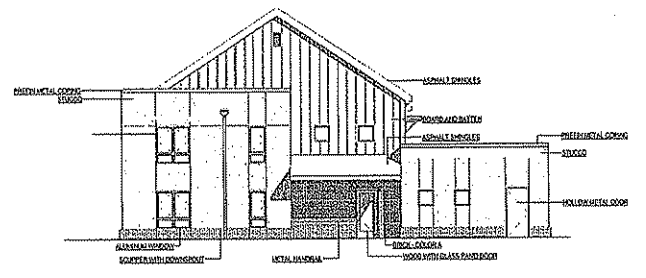
ELEVATIONS

A250

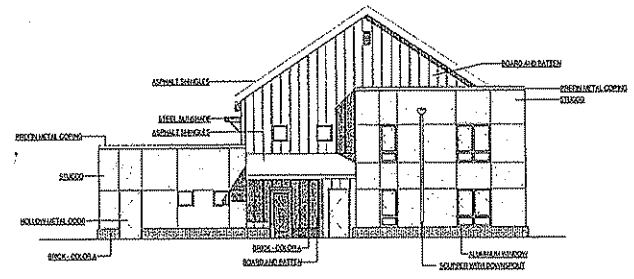
© Eppstein Uhen Architects, Inc.



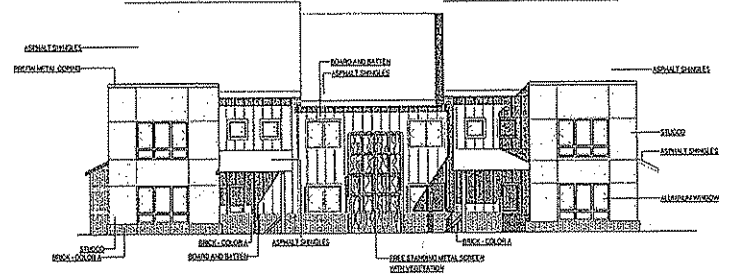
B1 South
1/8" = 1'-0"



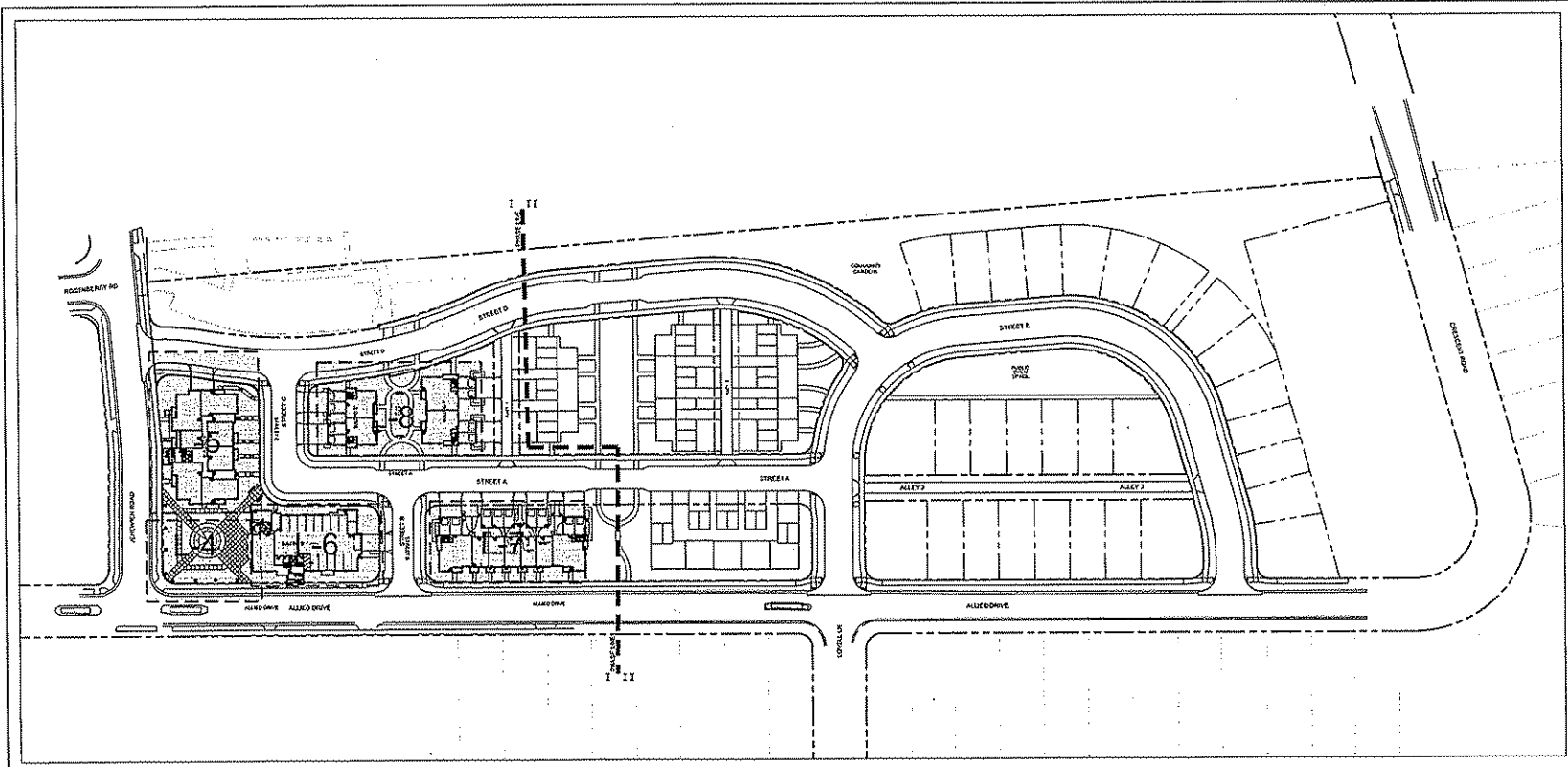
B4 East
1/8" = 1'-0"



A1 West
1/8" = 1'-0"



A4 North
1/8" = 1'-0"



SCHREIBER / ANDERSON
ASSOCIATES, INC.
1817 South Nelson Drive
Madison, WI 53713
Ph: 608.251.1555
Fax: 608.251.1550
www.saa-inc.com

Professional Seal

Revision	Date
	05/12/08

Project Name

Allied Drive
Neighborhood
Redevelopment
GDP/SIP

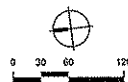


Community
Development
Authority

City of Madison
Madison, WI

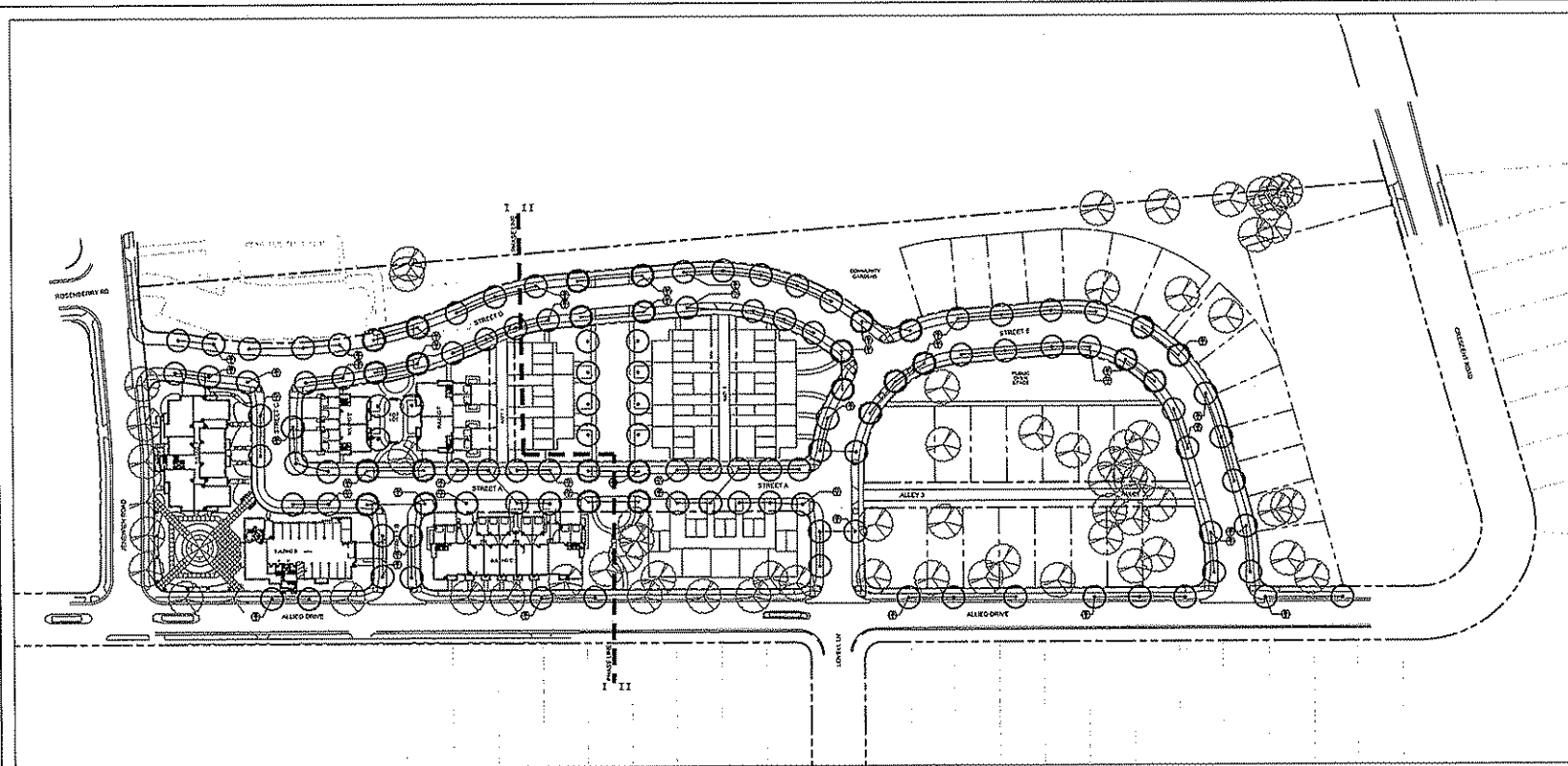
Drawn By:	jfb
Checked By:	KS
File:	-
Issued For:	Review
Issue Date:	05/07/08
Project No.:	2286.01

Sheet Title
Landscape Key



Sheet Number

L-1



SAA
 SCHREIBER ANDERSON
 ASSOCIATES, INC.
 1413 John Nolen Drive
 Madison, WI 53713
 Tel: 608 218 1900
 Fax: 608 218 1700
 www.saaanderson.com

Professional Seal

Revision	Date
	05/12/08

Project Name

Allied Drive
 Neighborhood
 Redevelopment
 GDP/SIP



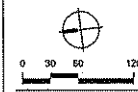
CDA

Community
 Development
 Authority

City of Madison
 Madison, WI

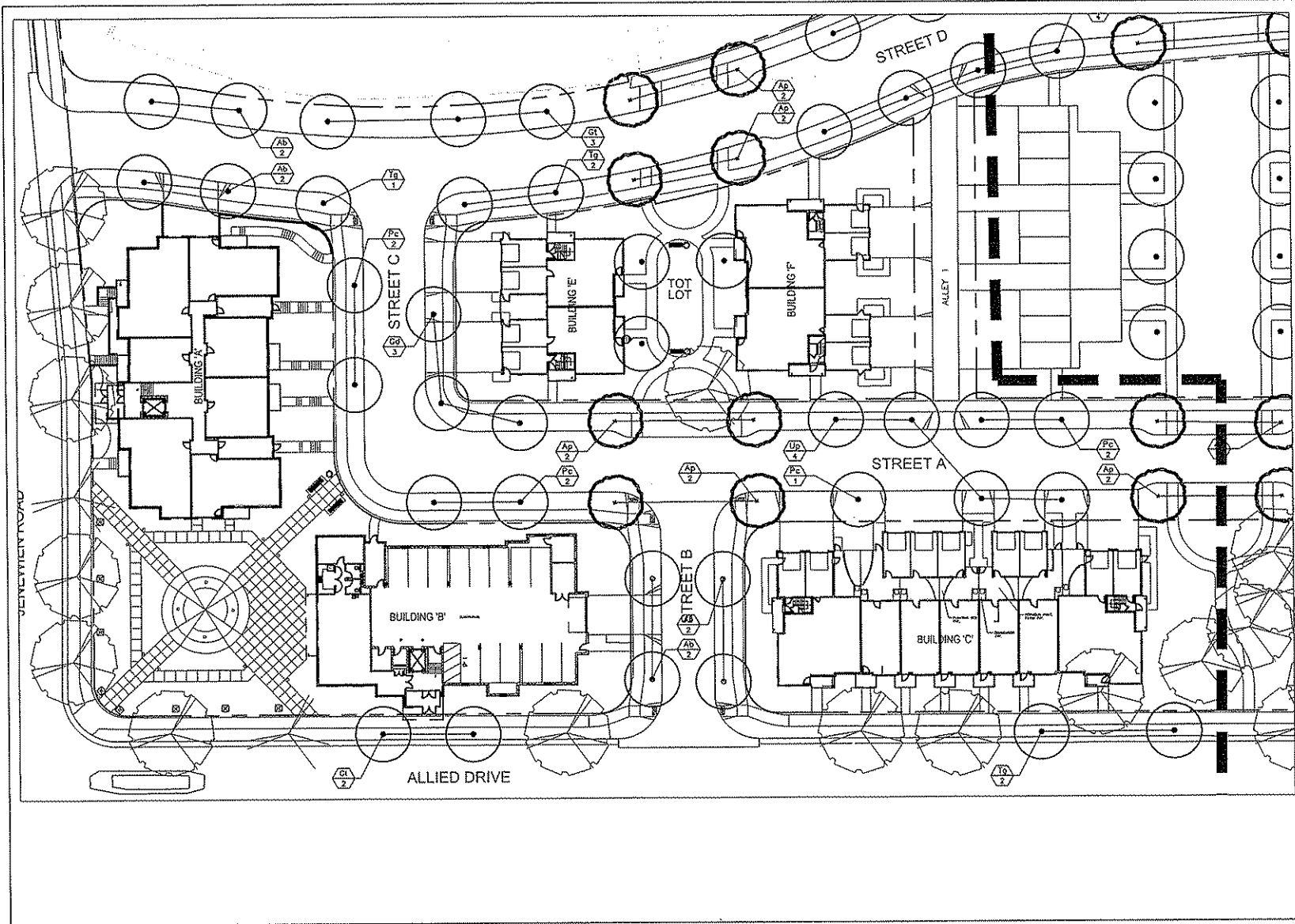
Drawn By: jib
 Checked By: KS
 File: -
 Issued For: Review
 Issue Date: 05/07/08
 Project No. 2256.01

Sheet Title
 Overall Street Tree
 Plan



Sheet Number

L-2



SCHREIBER / ANDERSON
ASSOCIATES, INC.
1189 John Wayne Drive
Madison, WI 53713
P: 608 251 1700
www.saa-inc.com

Professional Seal

Revision _____ Date
05/12/08

Project Name

Allied Drive
Neighborhood
Redevelopment
GDP/SIP



CDA
Community
Development
Authority

City of Madison
Madison, WI

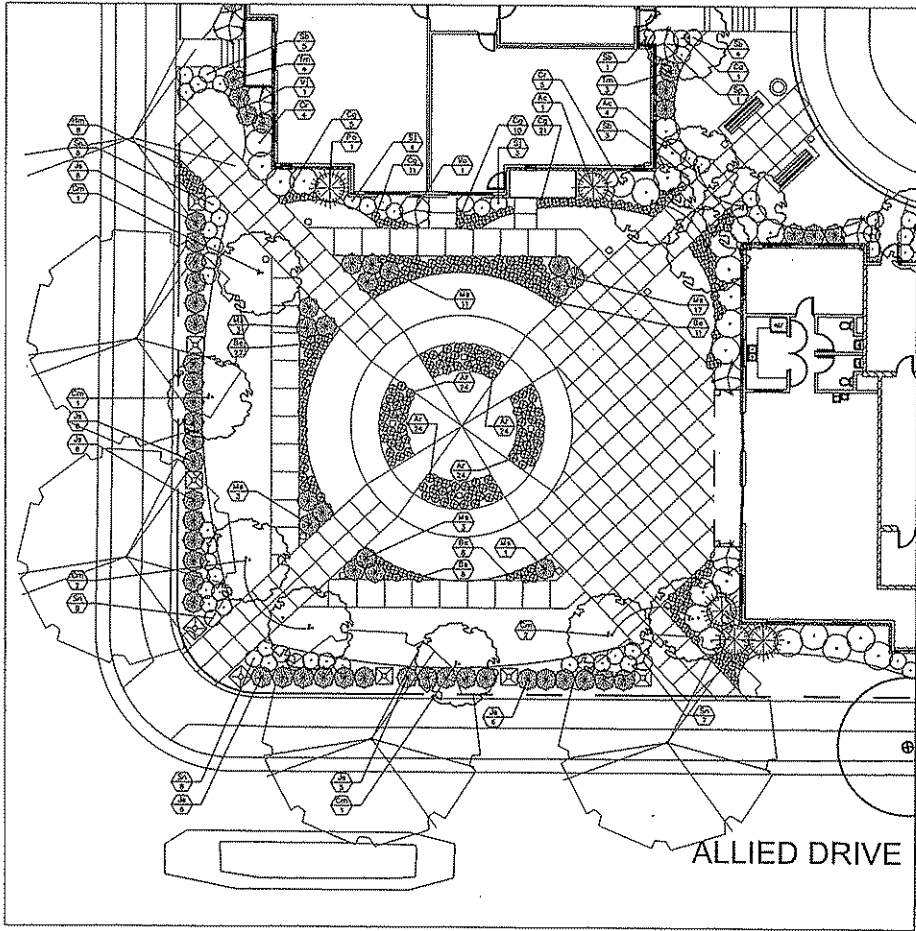
Drawn By: jlb
Checked By: KS
File: -
Issued For: Review
Issue Date: 05/07/08
Project No. 2296.01

Sheet Title
Overall Phase 1
Landscape Plan



Sheet Number

L-3



SCHAEFER & ANDERSON
ASSOCIATES, INC.
1411 John Aiken Drive
Madison, WI 53713
Ph: 608.231.8996
www.saa-arc.com

Professional Seal

Revision	Date
	05/12/08

Project Name
 Allied Drive
 Neighborhood
 Redevelopment
 GDP/SIP



CDA
 Community
 Development
 Authority

City of Madison
 Madison, WI

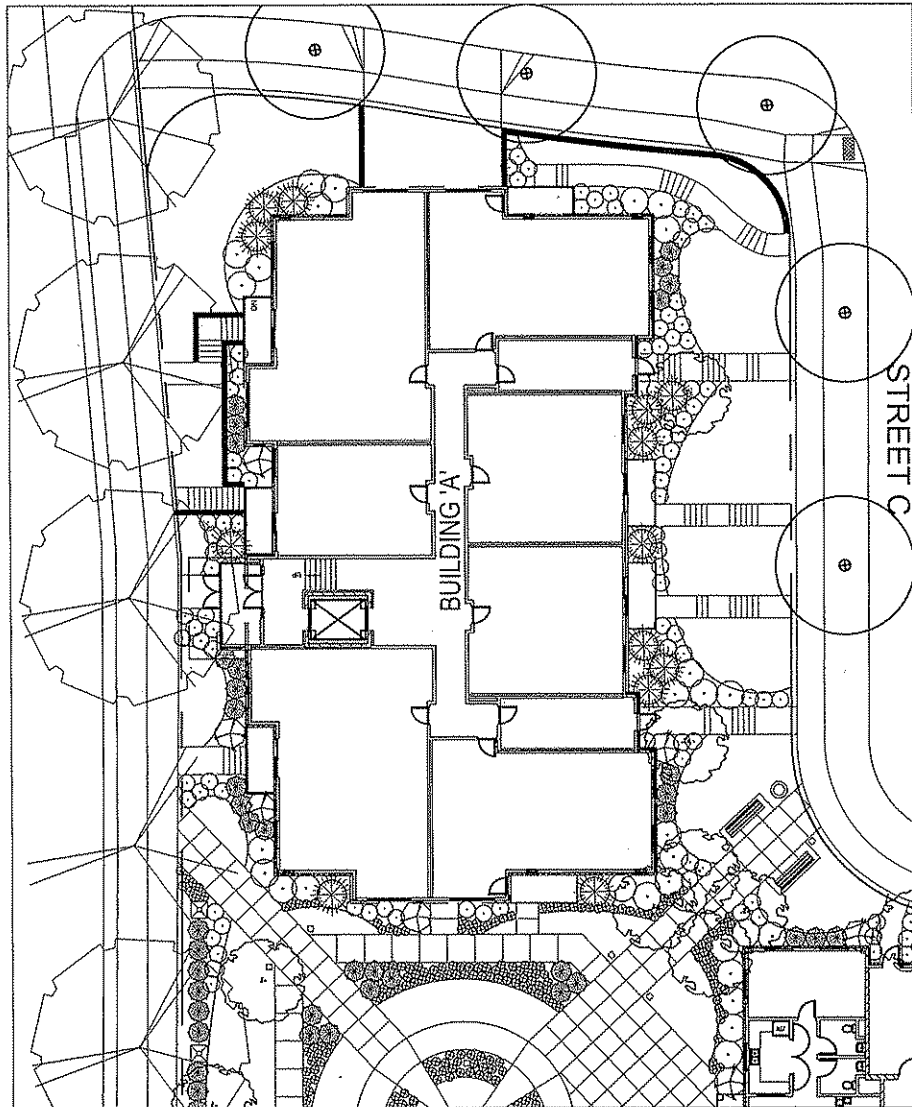
Drawn By:	jlb
Checked By:	KS
File:	--
Issued For:	Review
Issue Date:	05/07/08
Project No.	2296.01

Sheet Title
 Gateway/Plaza
 Landscape Plan











Sheet Number

L-4



Plant Legend

-  Large Shrub
-  Medium Shrub
-  Small Shrub
-  Perennial or Small Shrub
-  Large Evergreen
-  Small Evergreen
-  Large Grass
-  Small Grass



1815 John Holmes Drive
Madison, WI 53713
Ph: 608.263.0880
Ft: 608.263.3750
www.saa-arch.com

Professional Seal

Revision _____ Date 08/12/08

Project Name

Allied Drive
Neighborhood
Redevelopment
GDP/SIP



Community
Development
Authority

City of Madison
Madison, WI

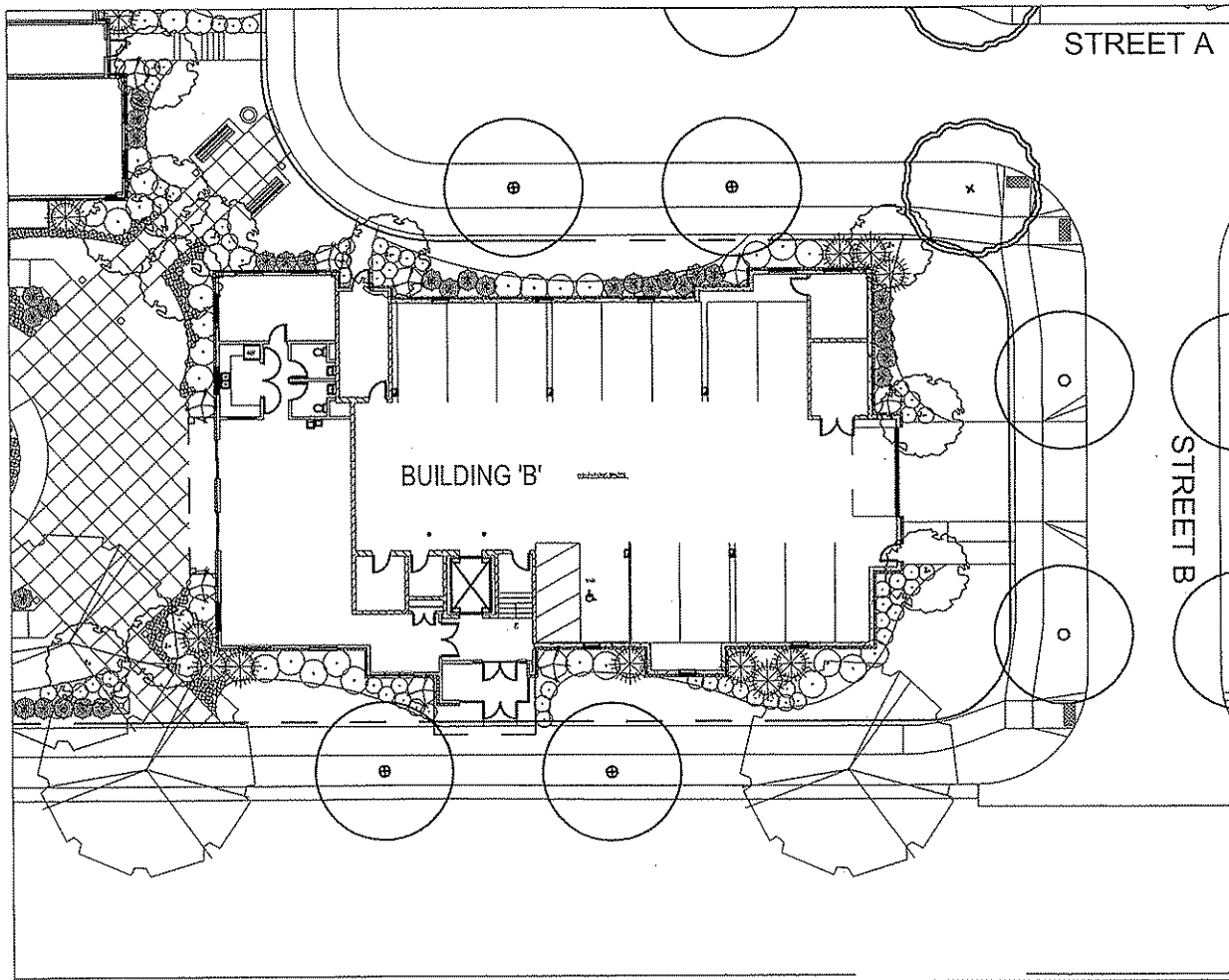
Drawn By: jlb
Checked By: KS
File: -
Issued For: Review
Issue Date: 08/07/08
Project No. 2296.01

Sheet Title
Building 'A'
Landscape Plan











Sheet Number

L-5



Plant Legend

-  Large Shrub
-  Medium Shrub
-  Small Shrub
-  Perennial or Small Shrub
-  Large Evergreen
-  Small Evergreen
-  Large Grass
-  Small Grass

SAA
 SCHUBERT & ANDERSON
 ASSOCIATES, INC.
 1877 Oak Ridge Road
 Madison, WI 53713
 P: 608.261.6500
 F: 608.261.6700
 www.saaand.com

Professional Seal

Revision	Date
	05/12/08

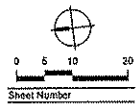
Project Name
 Allied Drive
 Neighborhood
 Redevelopment
 GDP/SIP



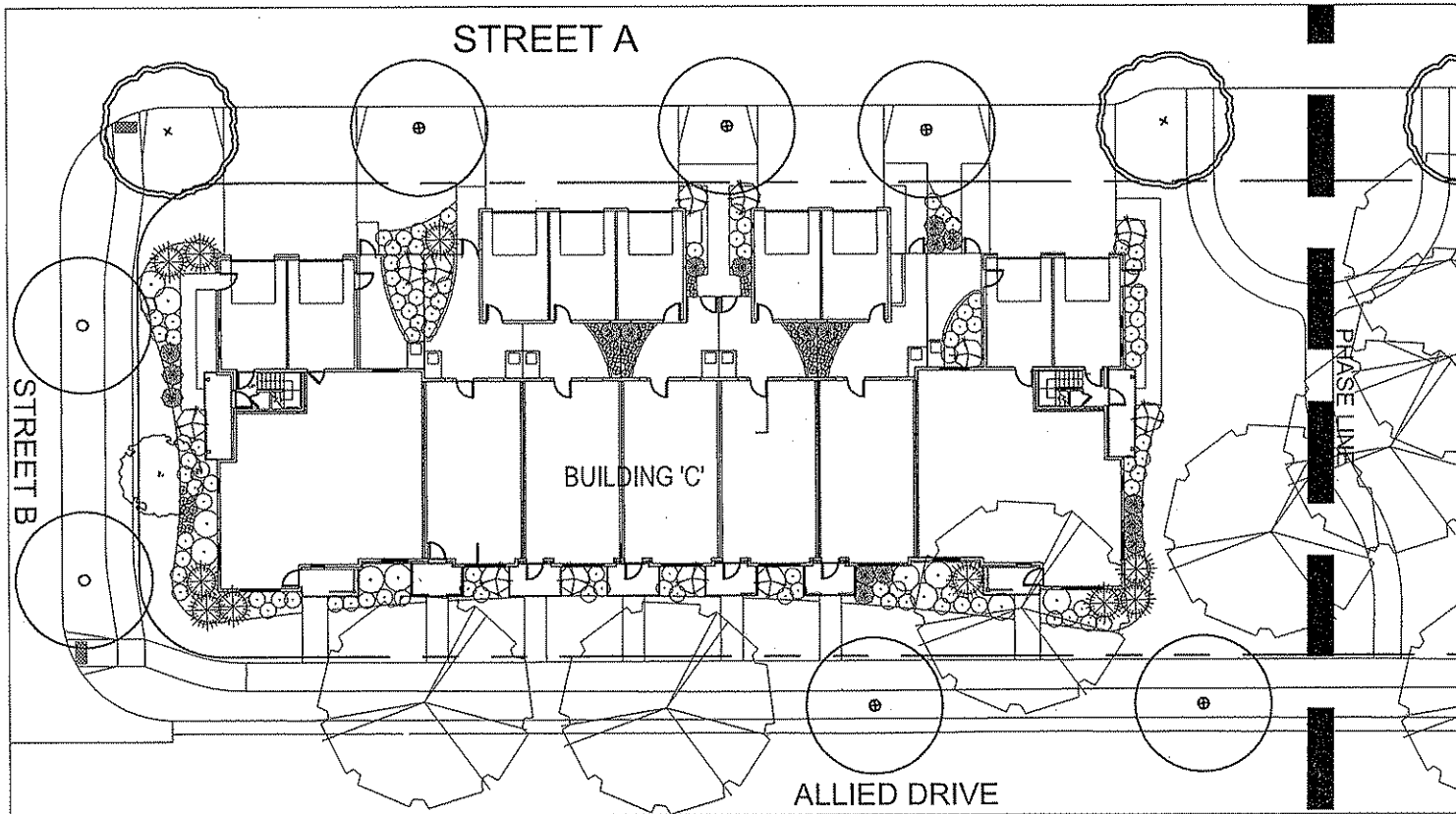
CDA
 Community
 Development
 Authority
 City of Madison
 Madison, WI

Drawn By:	Jlb
Checked By:	KS
File:	
Issued For:	Review
Issue Date:	05/07/08
Project No.:	2296.01

Sheet Title
 Building 'B'
 Landscape Plan



Sheet Number
L-6



Plant Legend

	Large Shrub
	Medium Shrub
	Small Shrub
	Perennial or Small Shrub
	Large Evergreen
	Small Evergreen
	Large Grass
	Small Grass



SCHMEIKEL ANDERSON
ASSOCIATES, P.C.
1417 Johnson Drive
Madison, WI 53713
761-221-2110
761-221-9710
www.saa-madison.com

Professional Seal

Revisions Date
05/12/08

Project Name

Allied Drive
Neighborhood
Redevelopment
GDP/SIP



CDA

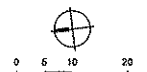
Community
Development
Authority

City of Madison
Madison, WI

Drawn By: jlb
Checked By: KS
File: -
Issued For: Review
Issue Date: 05/07/08
Project No. 2298.01

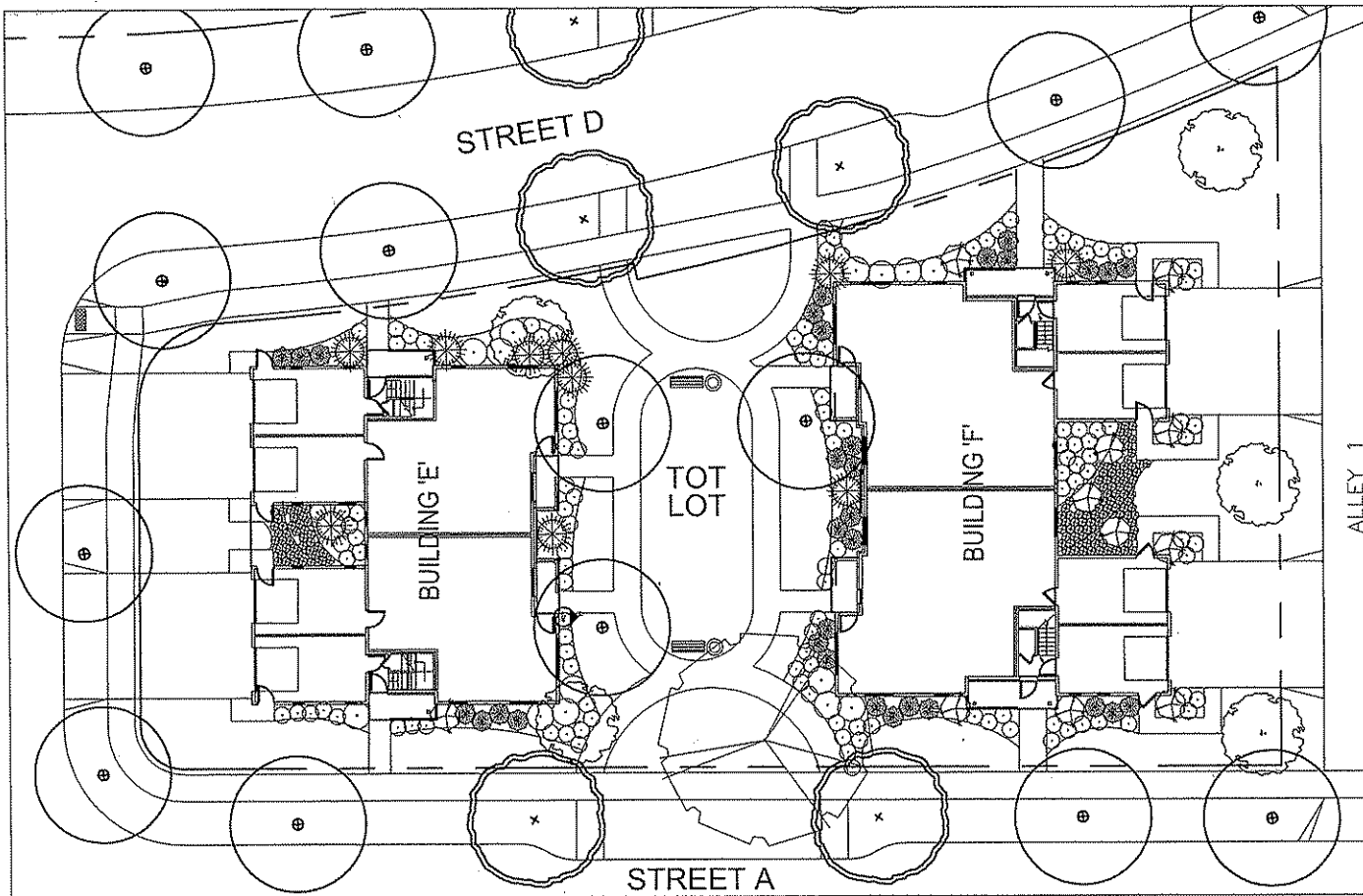
Sheet Title

Building 'C'
Landscape Plan



Sheet Number

L-7



Plant Legend

	Large Shrub		Large Evergreen
	Medium Shrub		Small Evergreen
	Small Shrub		Large Grass
	Perennial or Small Shrub		Small Grass



Professional Seal

Revision _____ Date
 05/12/08

Project Name

Allied Drive
 Neighborhood
 Redevelopment
 GDP/SIP



CDA
 Community
 Development
 Authority

City of Madison
 Madison, WI

Drawn By: jlb
 Checked By: KS
 FFE: _____
 Issued For: Review
 Issue Date: 05/07/08
 Project No. 2296.01

Sheet Title
 Building E, Tot Lot,
 and Building F
 Landscape Plan



Sheet Number

L-8



SCHEIDT & ANDERSON
ASSOCIATES, INC.
11130 Lake Indiana Drive
Madison, WI 53713
P: 608.231.6000
F: 608.231.6700
www.saa-architect.com

Professional Seal

Revision _____ Date 05/12/08

Project Name

Allied Drive
Neighborhood
Redevelopment
GDP/SIP



CDA
Community
Development
Authority
City of Madison
Madison, WI

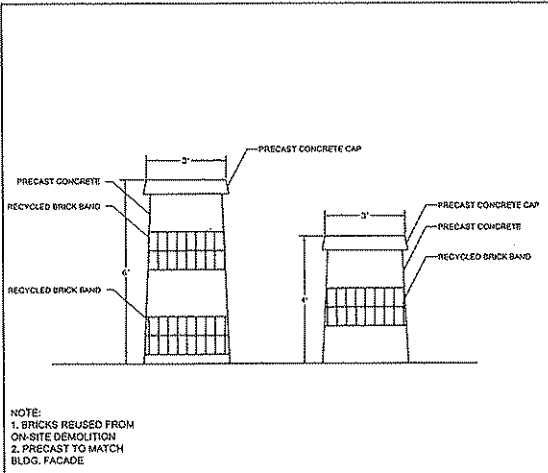
Drawn By: jfb
Checked By: KS
File: -
Issued For: Review
Issue Date: 05/07/08
Project No. 2236.01

Sheet Title
Rain Gardens and
Green Roofs
Landscape Plan



No Scale
Sheet Number

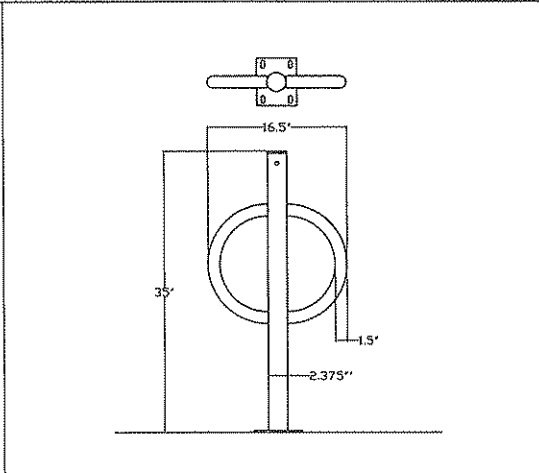
L-9



NOTE:
 1. BRICKS REUSED FROM ON-SITE DEMOLITION
 2. PRECAST TO MATCH BLDG. FACADE

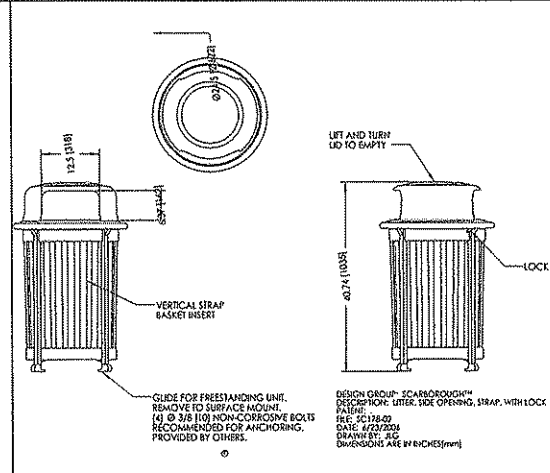
1 PILASTER

N.T.S.



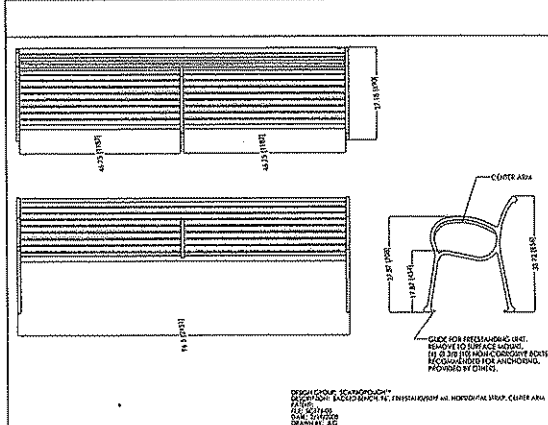
2 BIKE RACK

N.T.S.



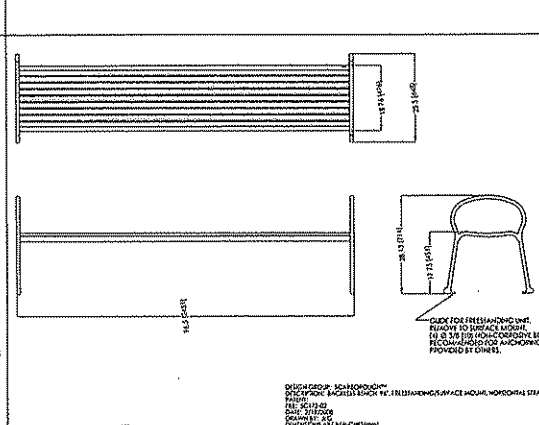
3 TRASH RECEPTACLE

N.T.S.



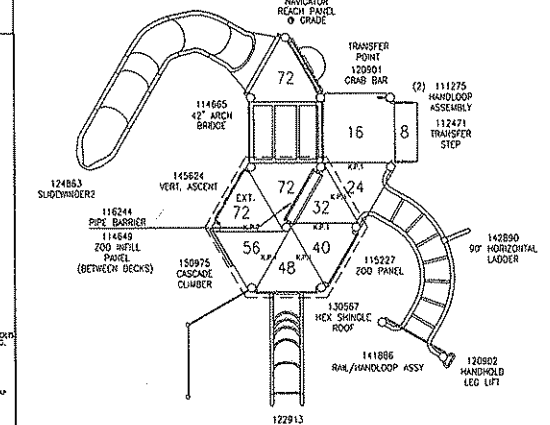
4 BENCH A

N.T.S.



5 BENCH B

N.T.S.



6 TOT LOT EQUIPMENT EXAMPLE

N.T.S.

NOTE:
 1. COMPOSITION AND SURFACING TO BE DETERMINED BY NEIGHBORHOOD COMMITTEE

SAA
 SCHRIBER / ANDERSON
 ASSOCIATES, INC.
 1815 John Nelson Drive
 Phoenix, AZ 85015
 Phone: 602.998.2000
 Fax: 602.998.1700
 www.saaanderson.com

Professional Seal

Revision _____ Date _____
 05/12/08

Project Name

Allied Drive
 Neighborhood
 Redevelopment
 GDP/SIP

CDA
 Community
 Development
 Authority

City of Madison
 Madison, WI

Drawn By: jlb
 Checked By: KS
 File: --
 Issued For: Review
 Issue Date: 05/07/08
 Project No. 2296.01

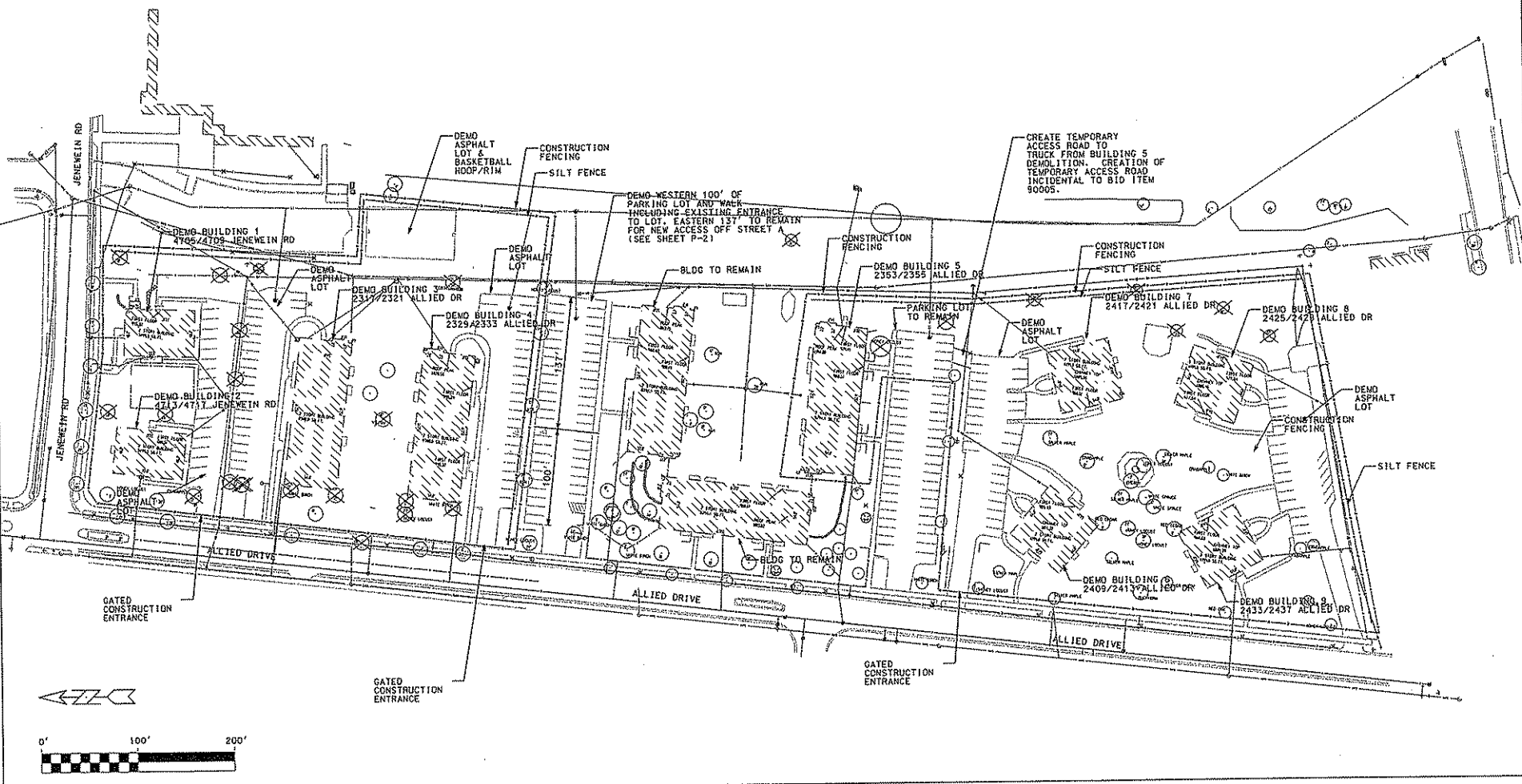
Sheet Title
 Equipment Details



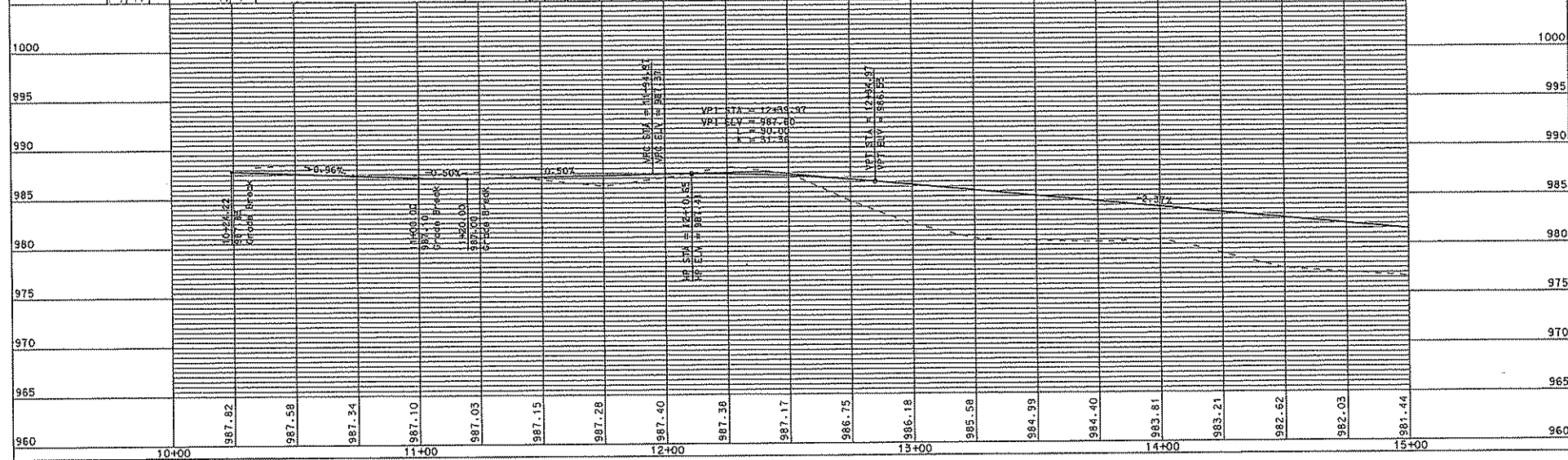
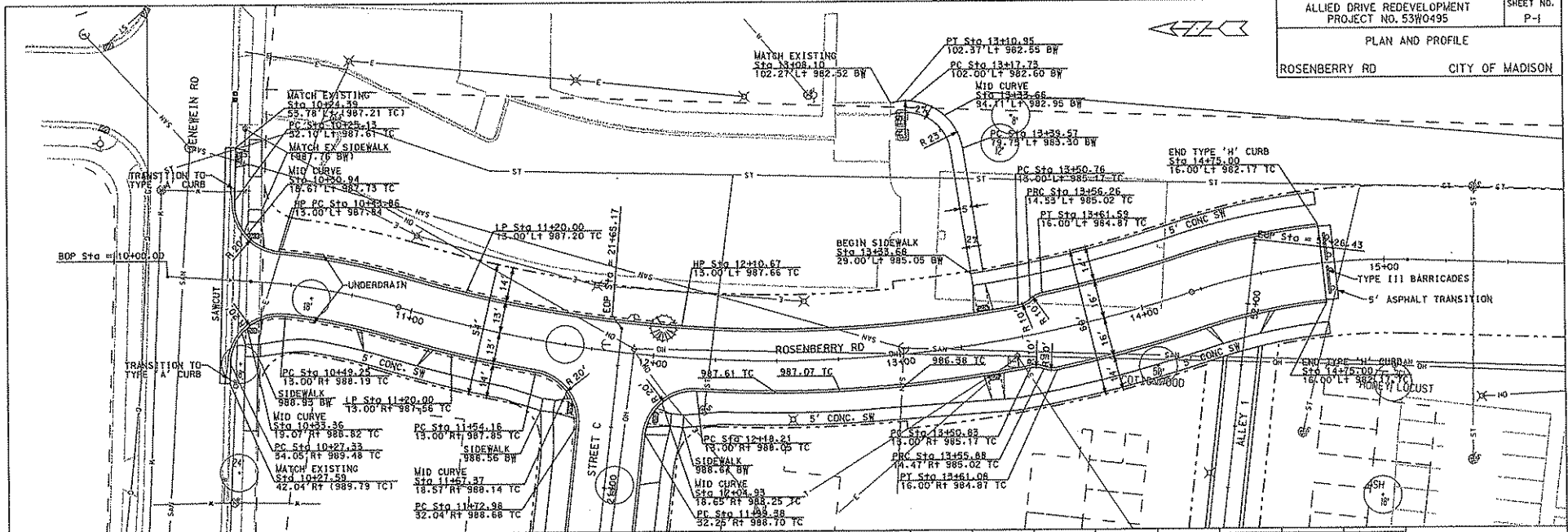
No Scale
 Sheet Number

L-11

- NOTES:
1. CONCRETE BASEMENTS AND ASPHALT PARKING LOTS TO BE CRUSHED TO 3 INCH MINUS MATERIAL AND STOCKPILED ON SITE FOR FILL FOR STREET AND UTILITY CONSTRUCTION
 2. REFER TO SPECIAL PROVISIONS FOR RECYCLING REQUIREMENTS.



ORIGINATOR: CITY OF MADISON, STREETS DIVISION
 REV. DATE:
 PLOT NAME:
 PLOT SCALE:

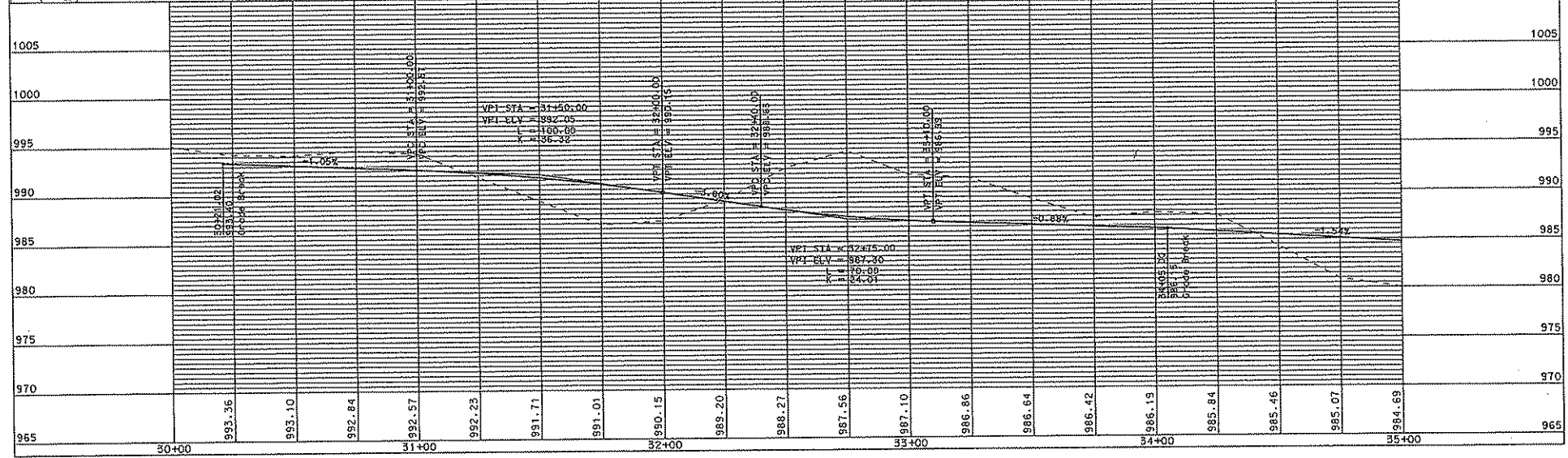
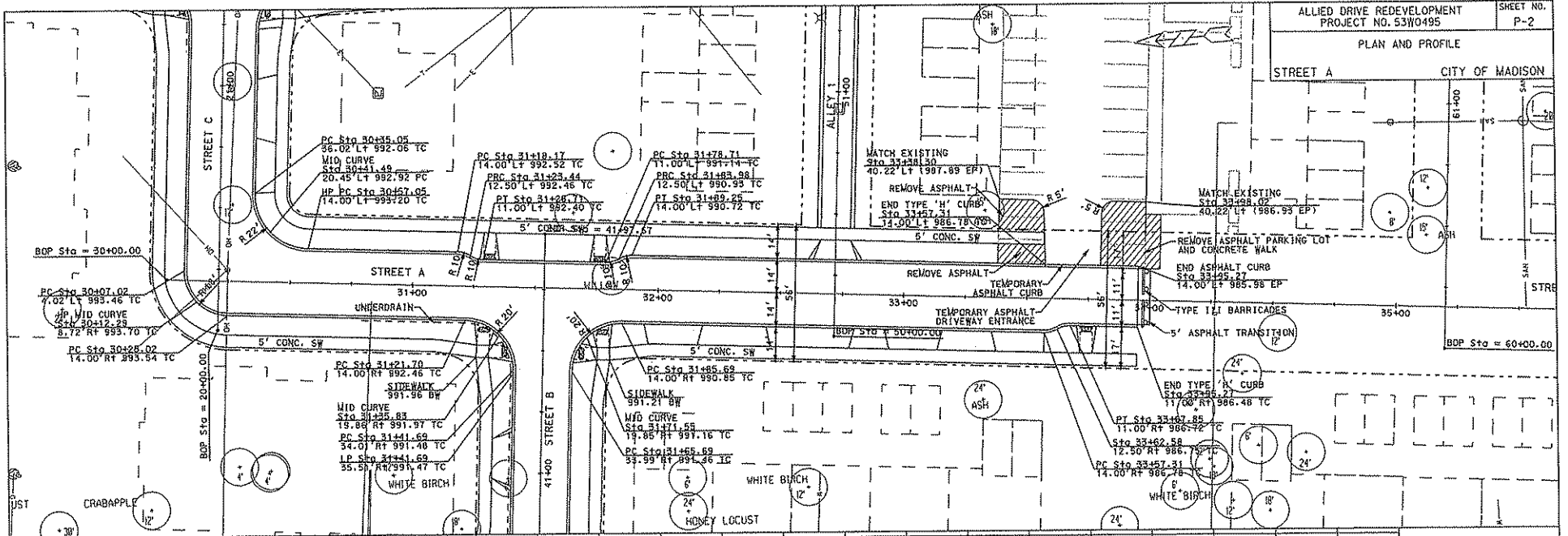


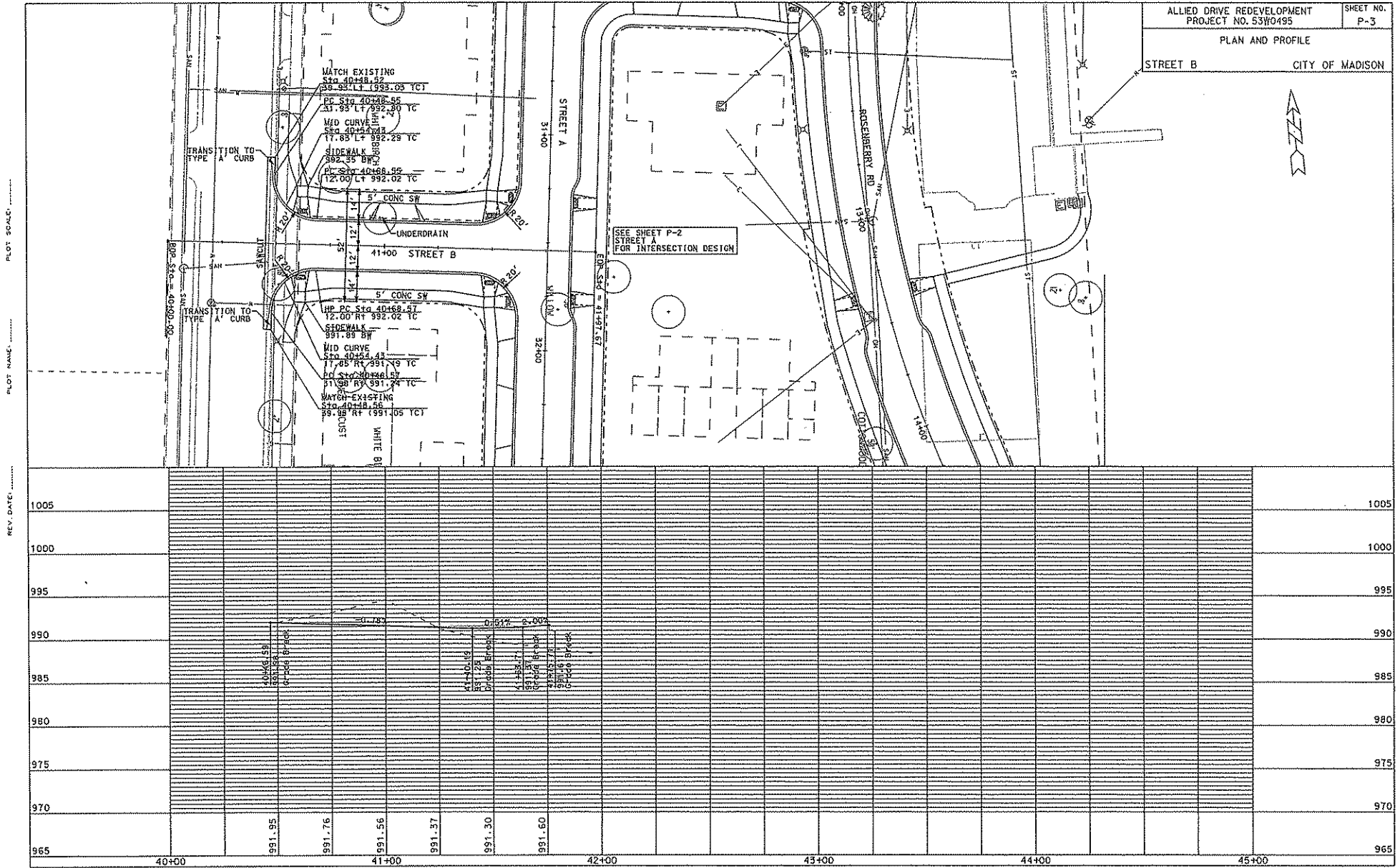
ORIGINATOR: DILL, DE, MADISON, STREETS DIVISION

REV. DATE: PLOT NAME: PLOT SCALE:

ORIGINATOR: CITY OF MADISON, STREETS, 5310495, PLAN, RCP, 002, DGN

REV. DATE: PLOT NAME: PLOT SCALE:





ALLIED DRIVE REDEVELOPMENT
PROJECT NO. 53W0495

PLAN AND PROFILE

STREET B CITY OF MADISON

SHEET NO.
P-3


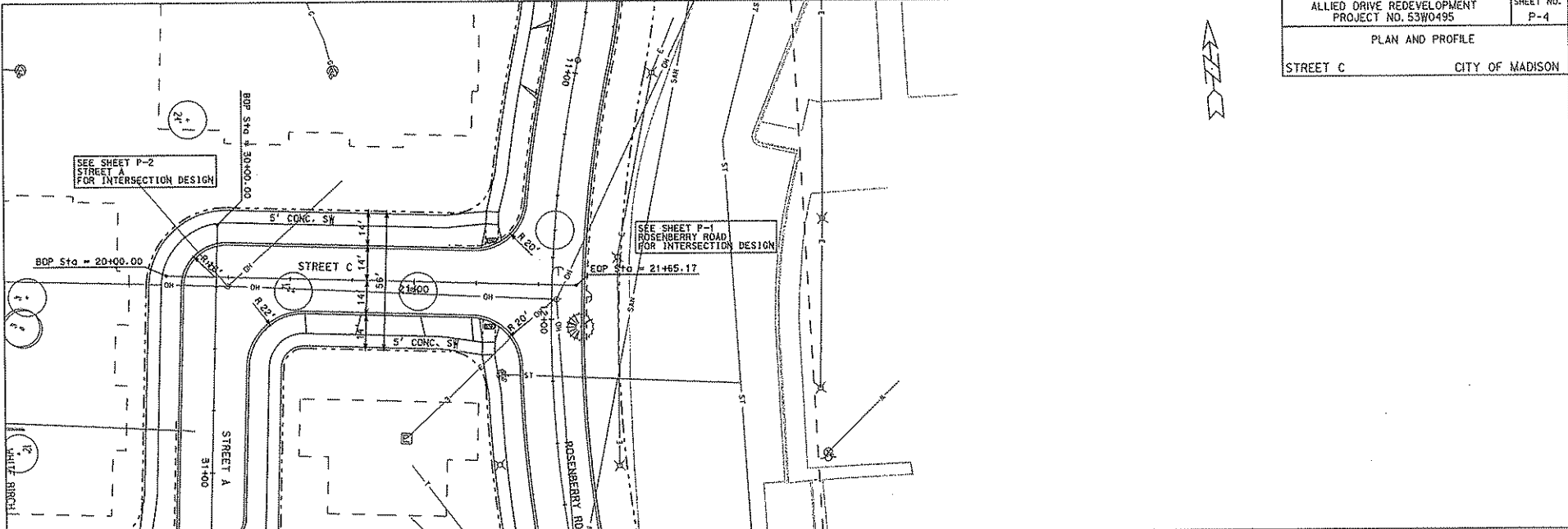
SEE SHEET P-2
STREET A
FOR INTERSECTION DESIGN



PLOT SCALE:
PLOT NAME:
REV. DATE:

1005																				1005
1000																				1000
995																				995
990																				990
985																				985
980																				980
975																				975
970																				970
965																				965
	40+00	991.95	991.76	991.56	991.37	991.30	991.50	42+00	43+00	44+00	45+00									

ALLIED DRIVE REDEVELOPMENT PROJECT NO. 53W0495	SHEET NO. P-4
PLAN AND PROFILE	
STREET C CITY OF MADISON	

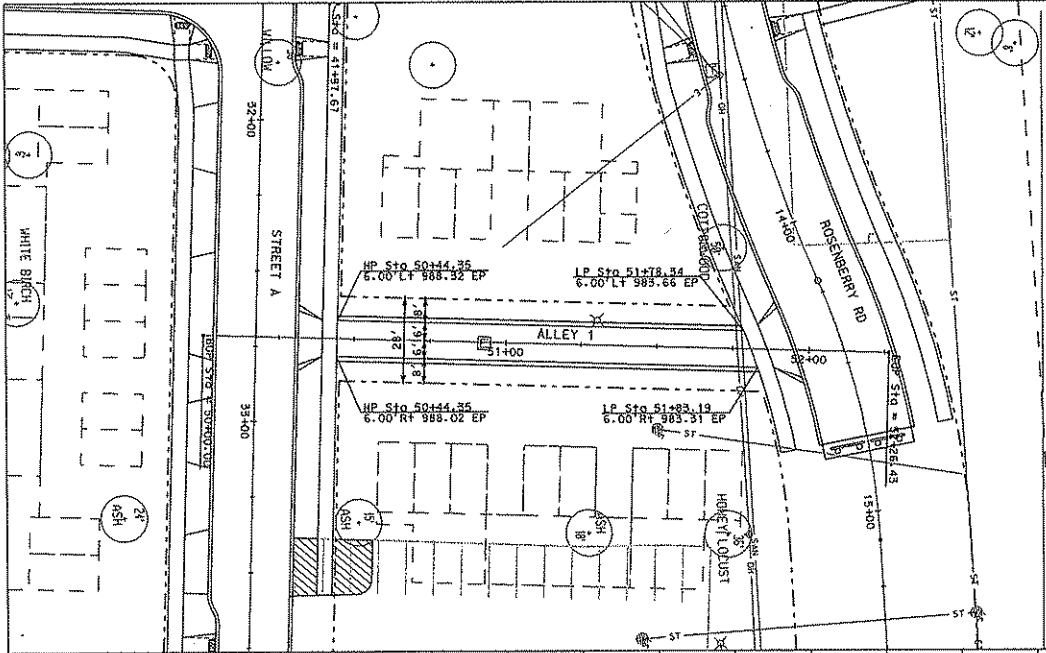


ORIGINATOR: CLIX_DE_MADISON_STREETS_DIVISION

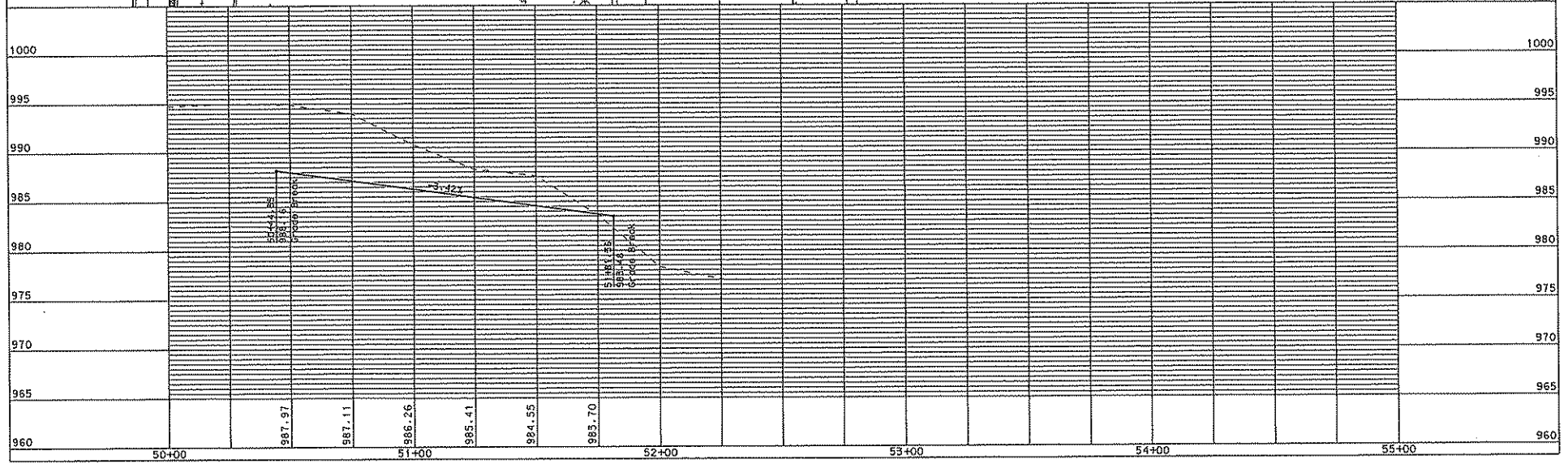
REV. DATE:

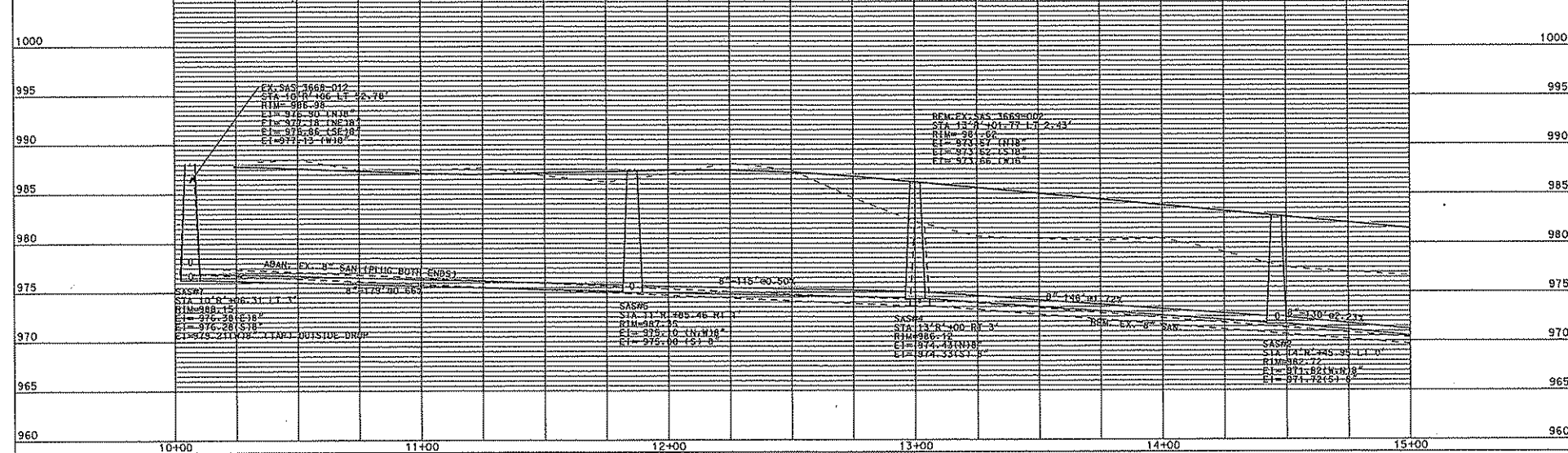
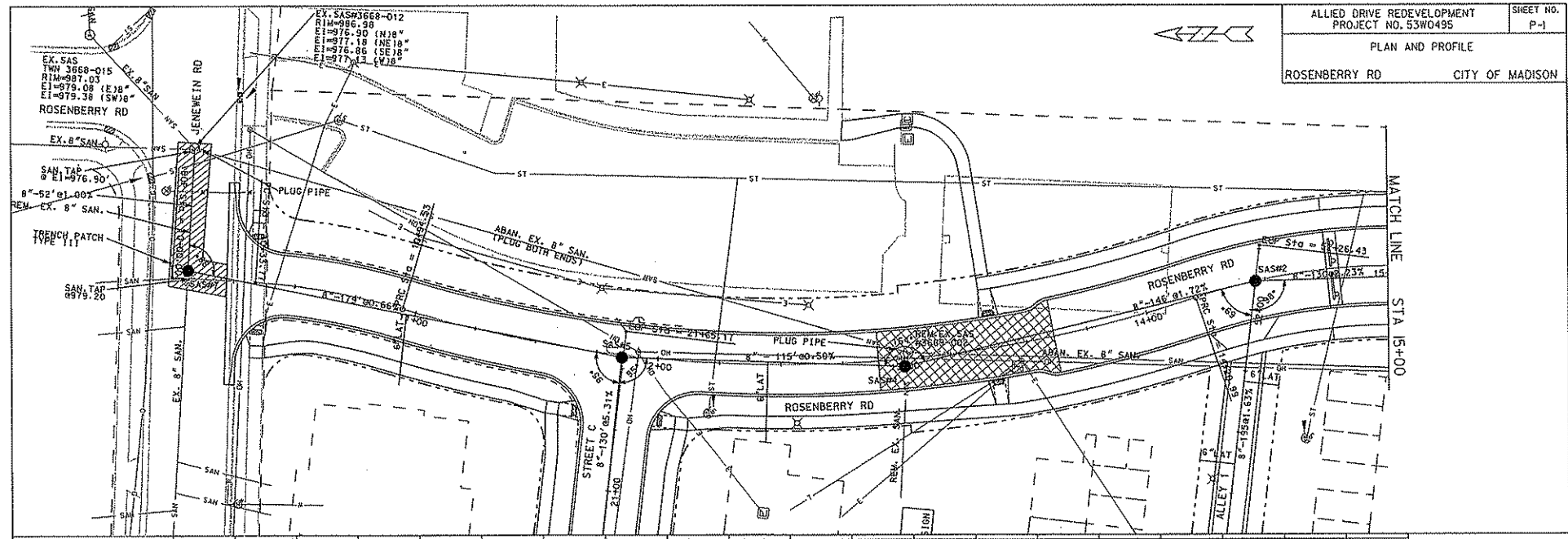
PLOT NAME:

PLOT SCALE:



ALLIED DRIVE REDEVELOPMENT PROJECT NO. 53W0495	SHEET NO. P-5
PLAN AND PROFILE	
ALLEY 1	CITY OF MADISON



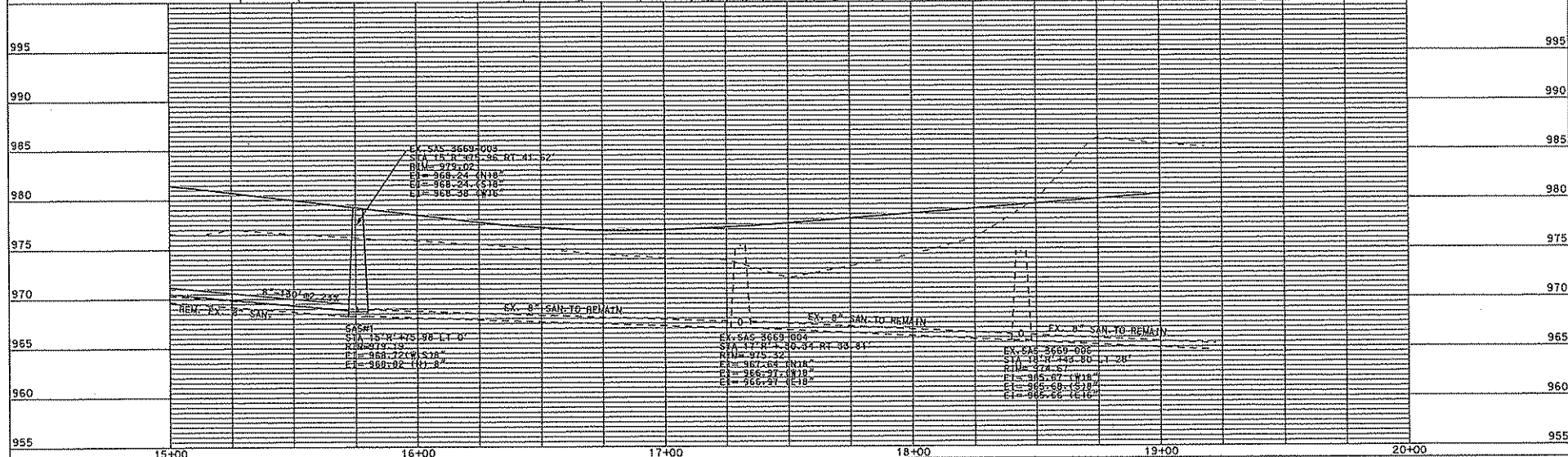
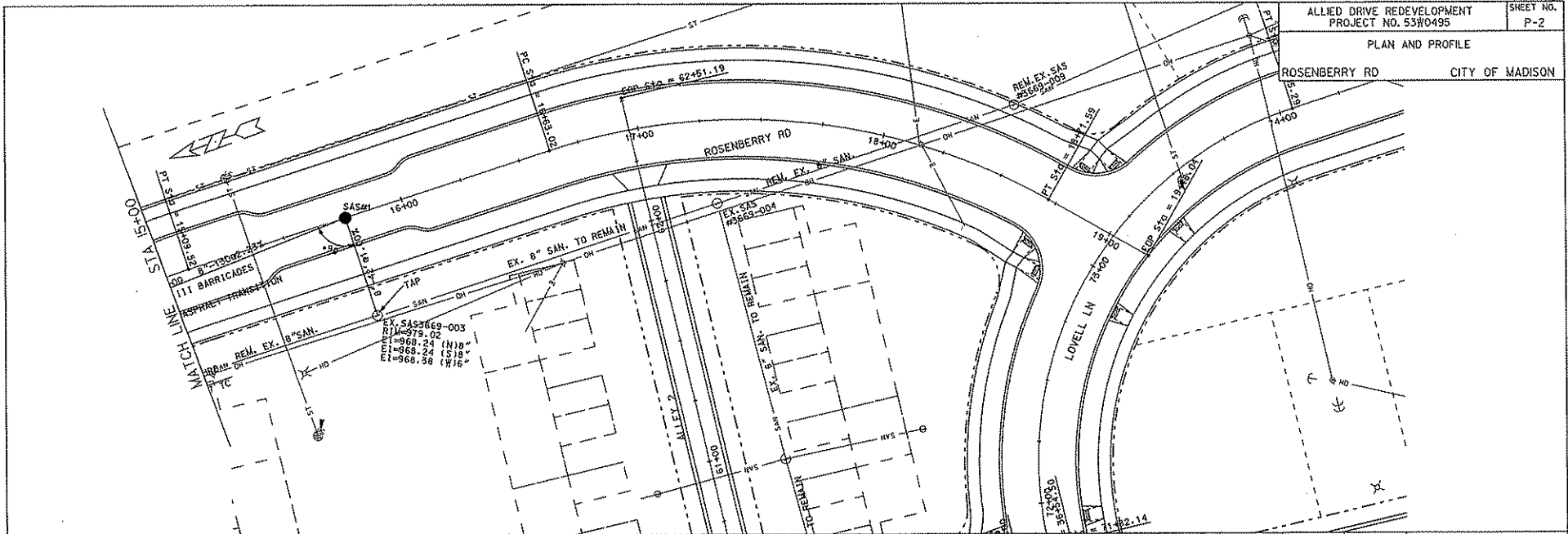


ORIGINATOR: CITY OF MADISON, STREETS DIVISION

REV. DATE: _____
 PLOT NAME: _____
 PLOT SCALE: _____

PLAN AND PROFILE

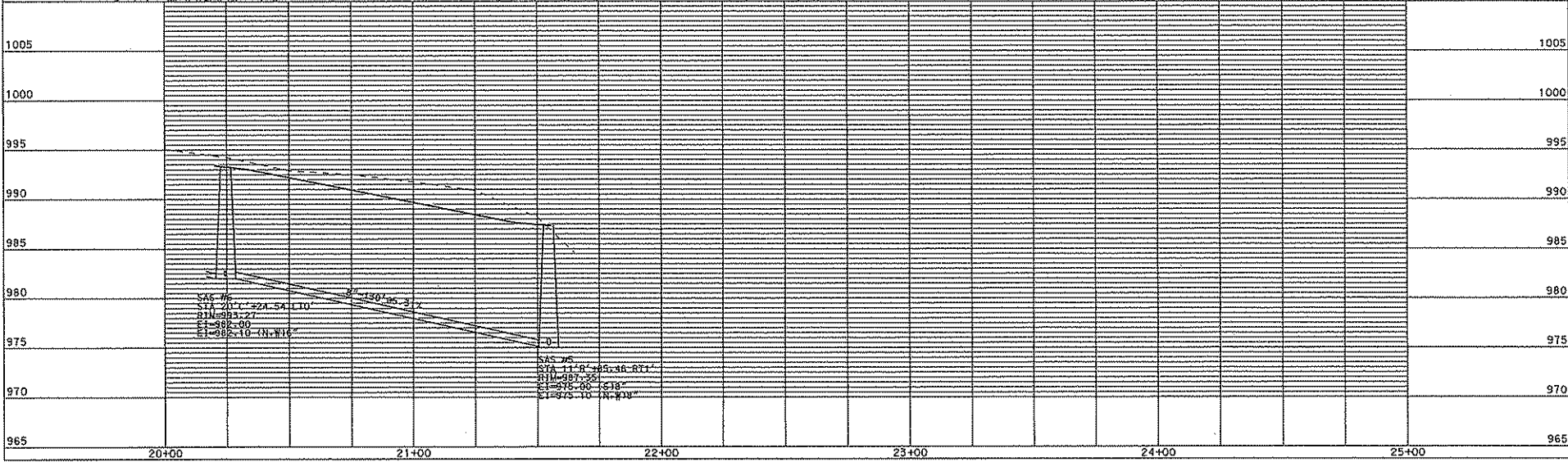
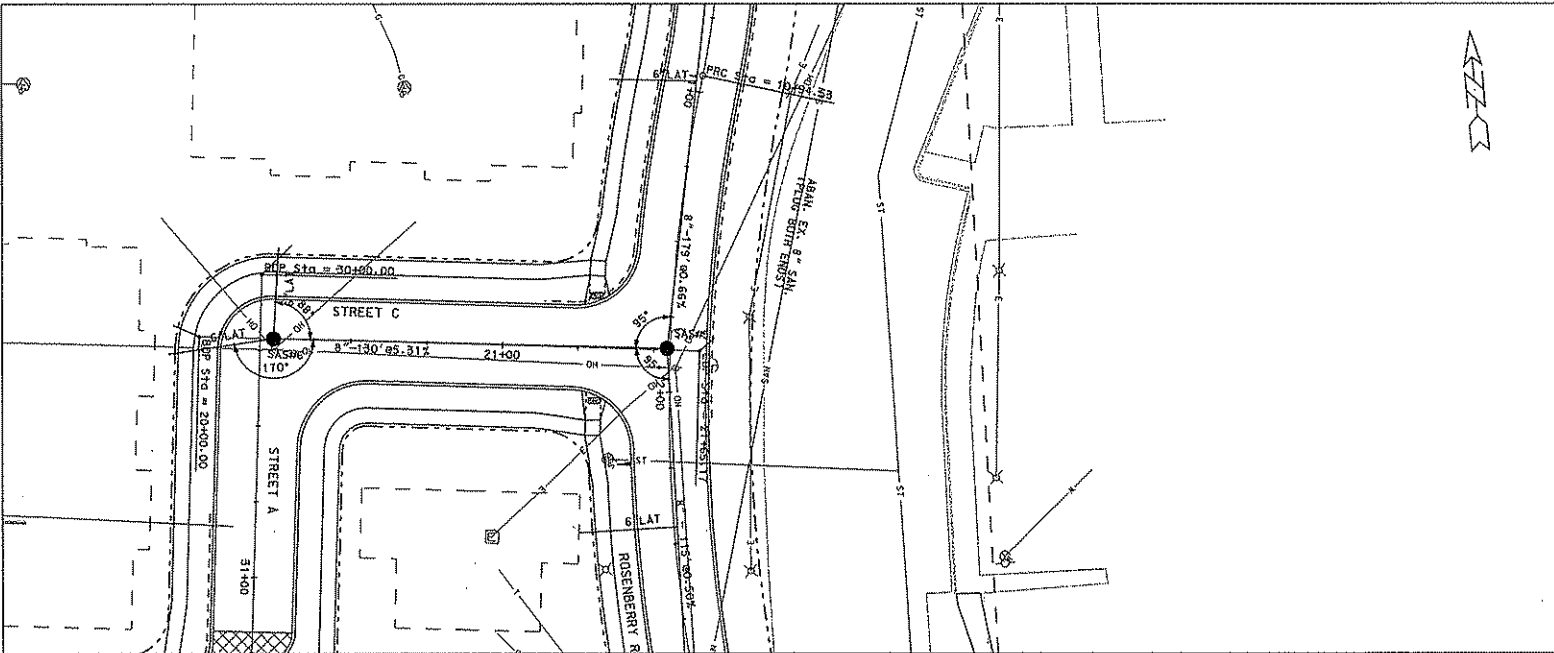
ROSENBERY RD CITY OF MADISON



ORIGINAL: C:_MADISON_SIBECIS_DW\810

REV. DATE:
PLOT NAME:
PLOT SCALE:

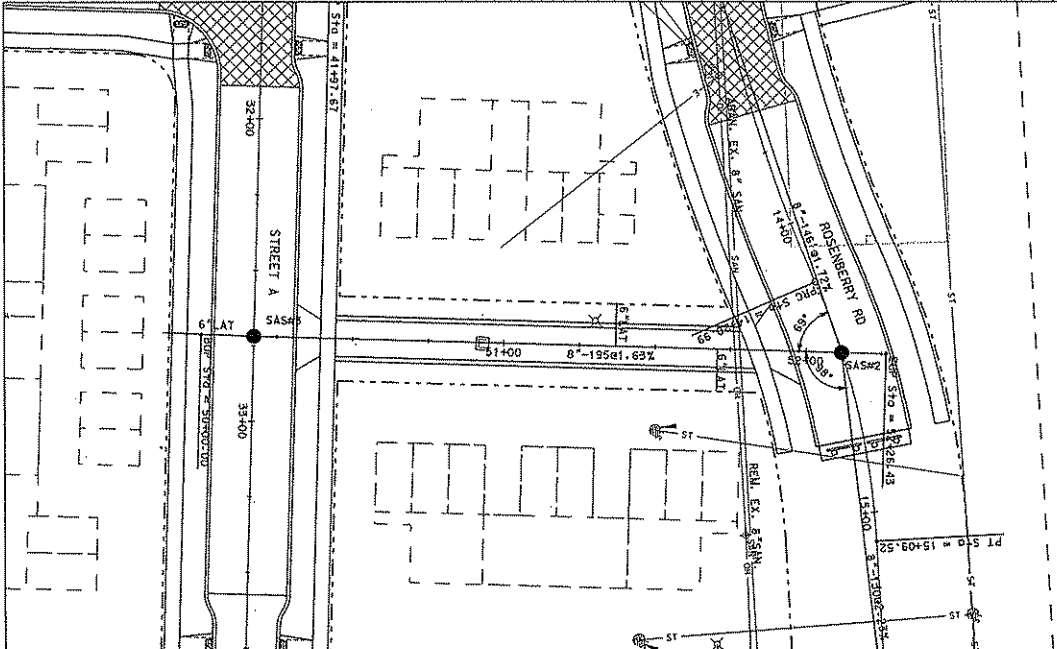
ALLIED DRIVE REDEVELOPMENT
 PROJECT NO. 53W0495
 SHEET NO. P-4
 PLAN AND PROFILE
 STREET C CITY OF MADISON



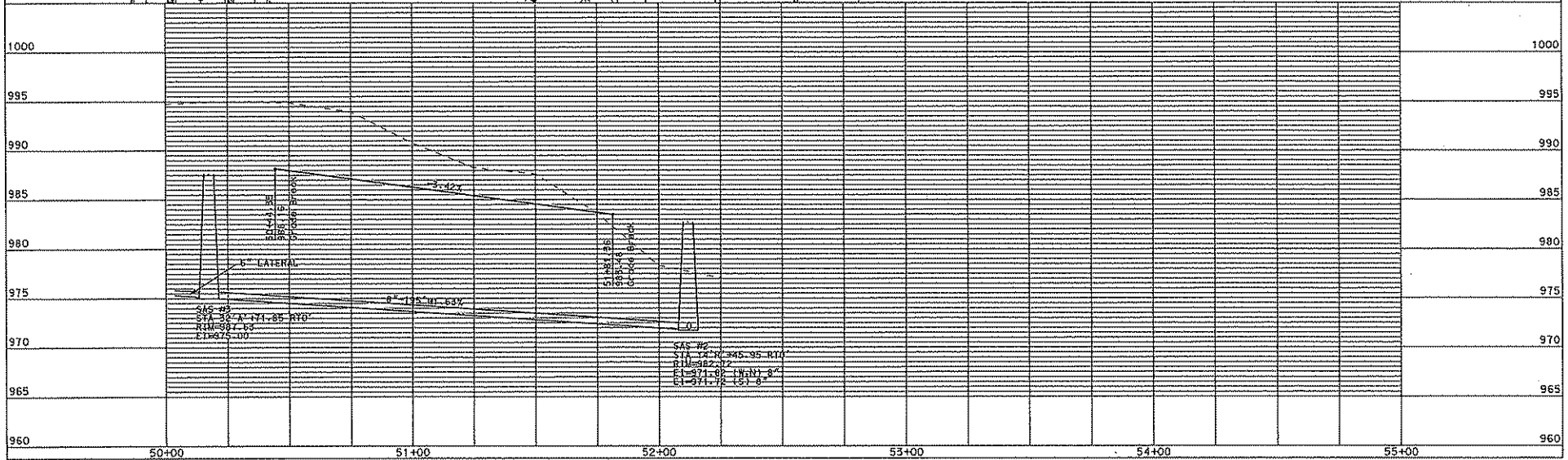
ORIGINATOR: CITY OF MADISON, STREETS DIVISION

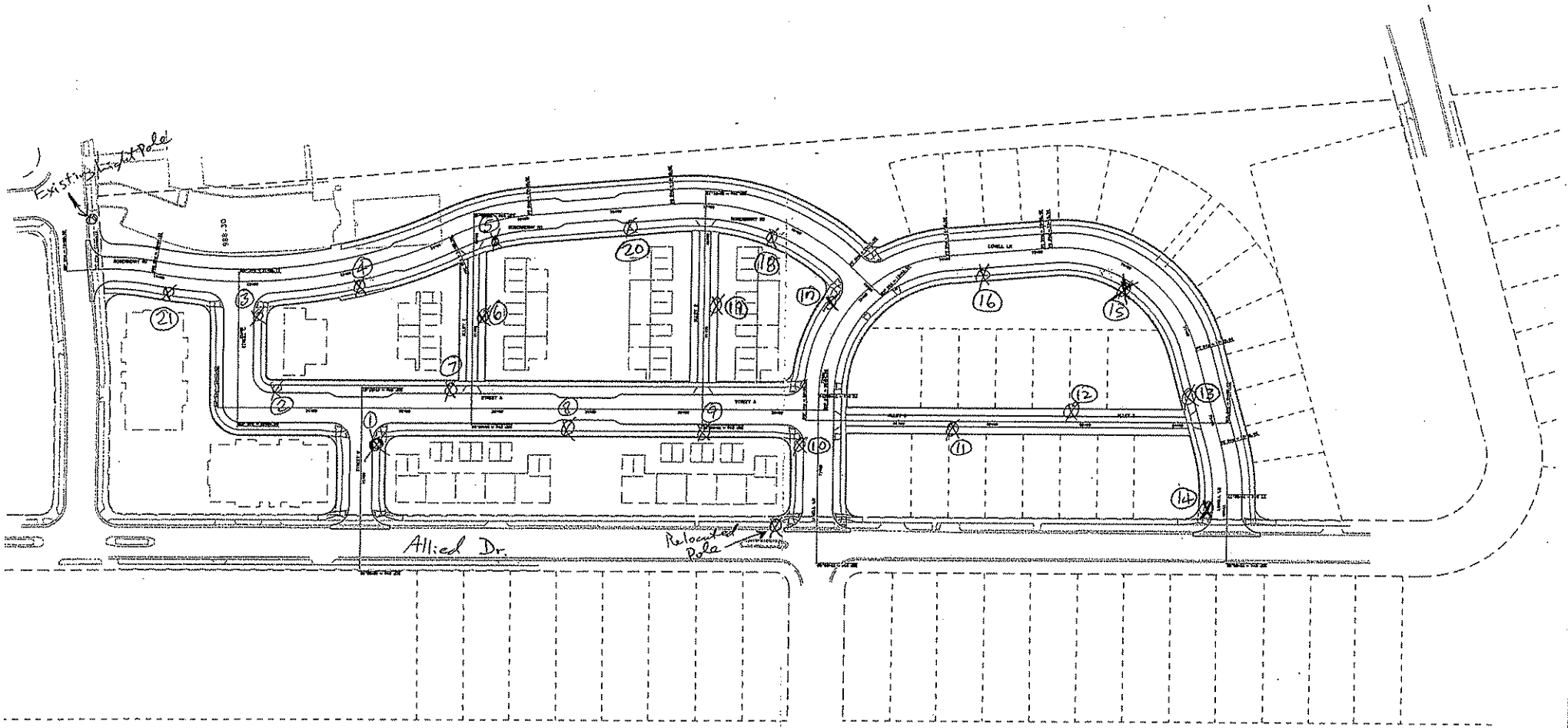
ORIGINATOR: CITY OF MADISON, STREETS DIVISION

REV. DATE:
PLOT NAME:
PLOT SCALE:



ALLIED DRIVE REDEVELOPMENT PROJECT NO. 53W0495	SHEET NO. P-5
PLAN AND PROFILE	
ALLEY 1	CITY OF MADISON





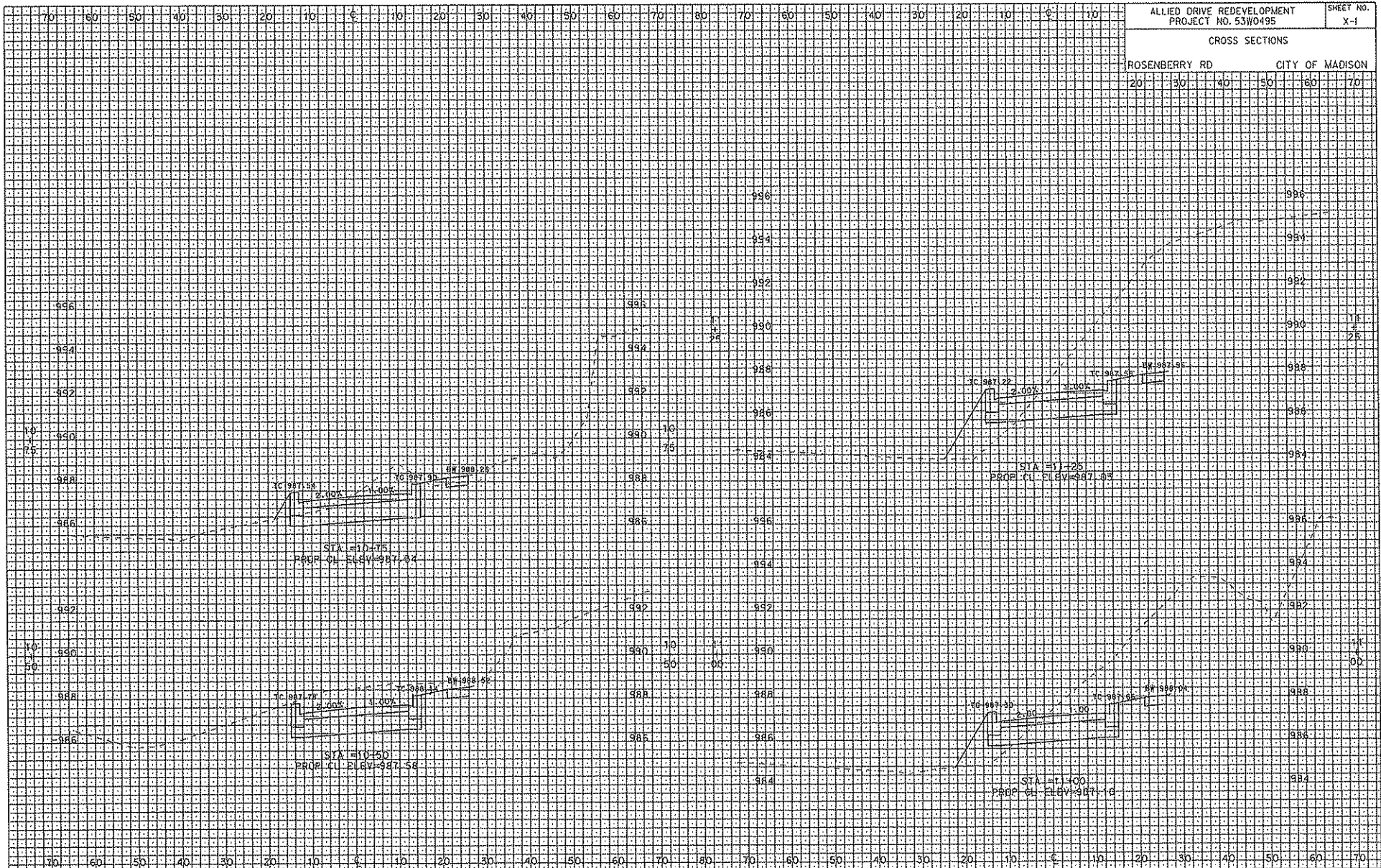
WA
4-30-08

ALLIED DRIVE REDEVELOPMENT
PROJECT NO. 53W0495

CROSS SECTIONS


ROSENBERY RD CITY OF MADISON

SHEET NO.
X-1



ORIGINATOR: GIZ_OF_MADISON_STREETS_DIVISION

REV. DATE: PLOT NAME: PLOT SCALE:

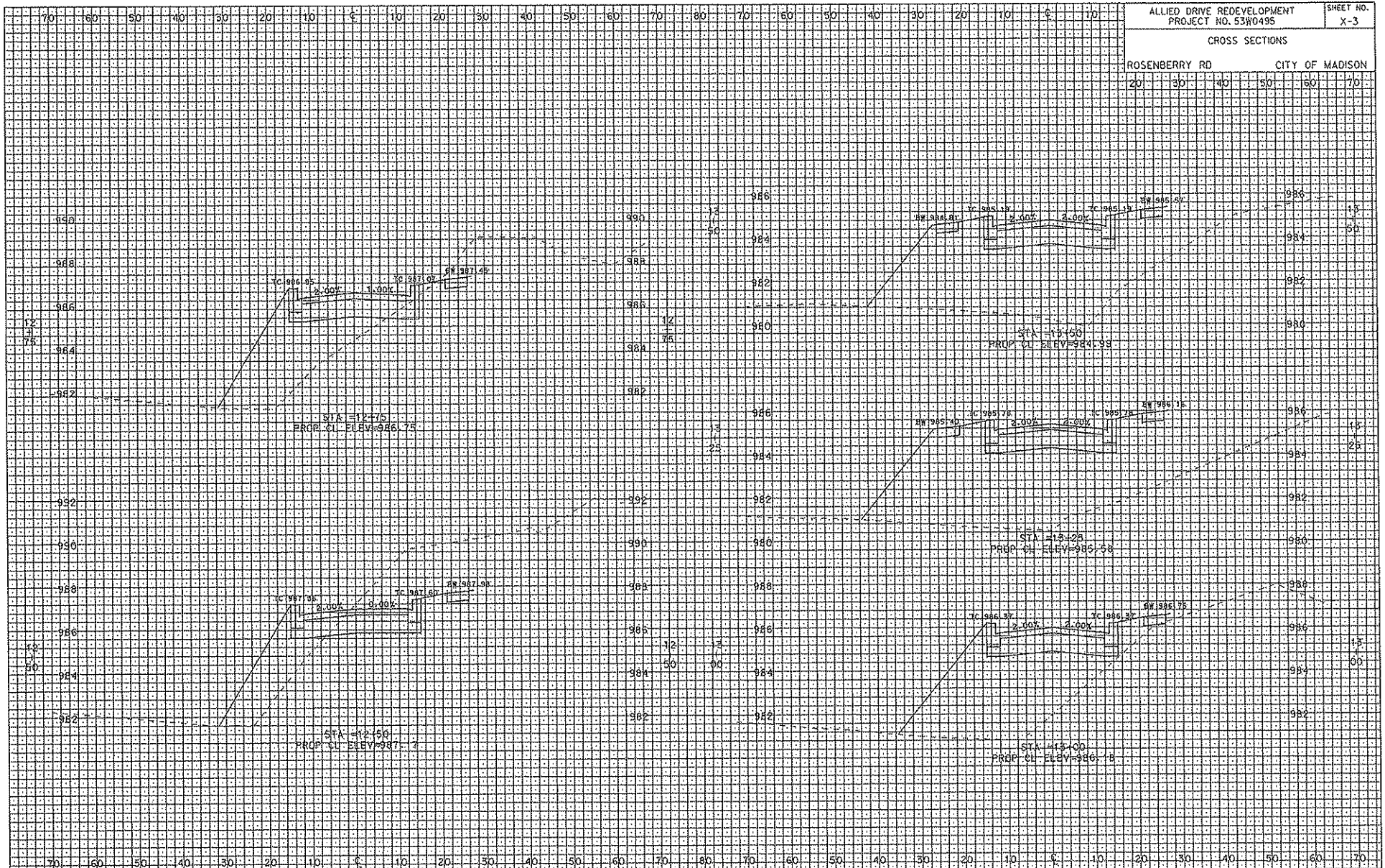


ALLIED DRIVE REDEVELOPMENT
PROJECT NO. 53W0495

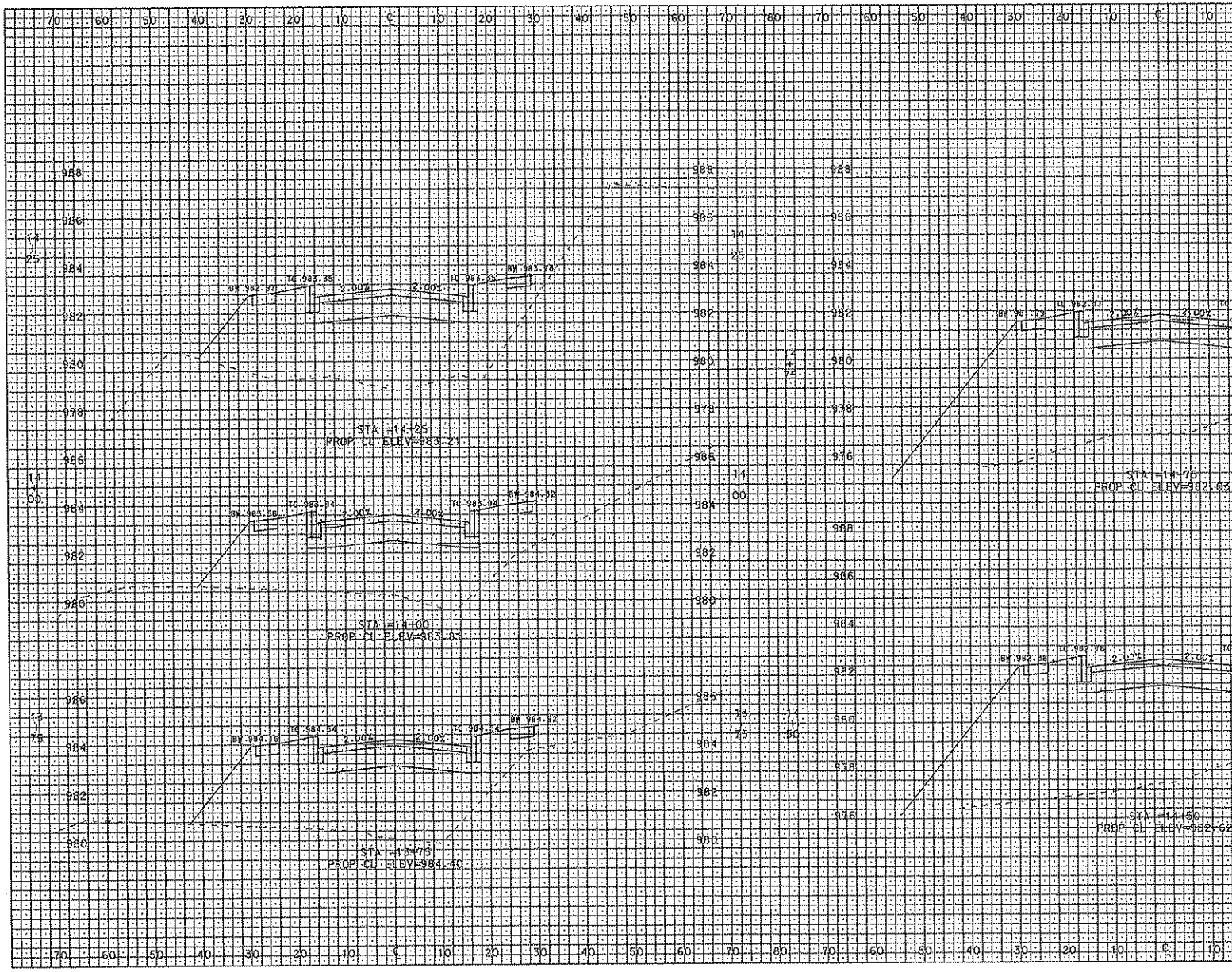
CROSS SECTIONS

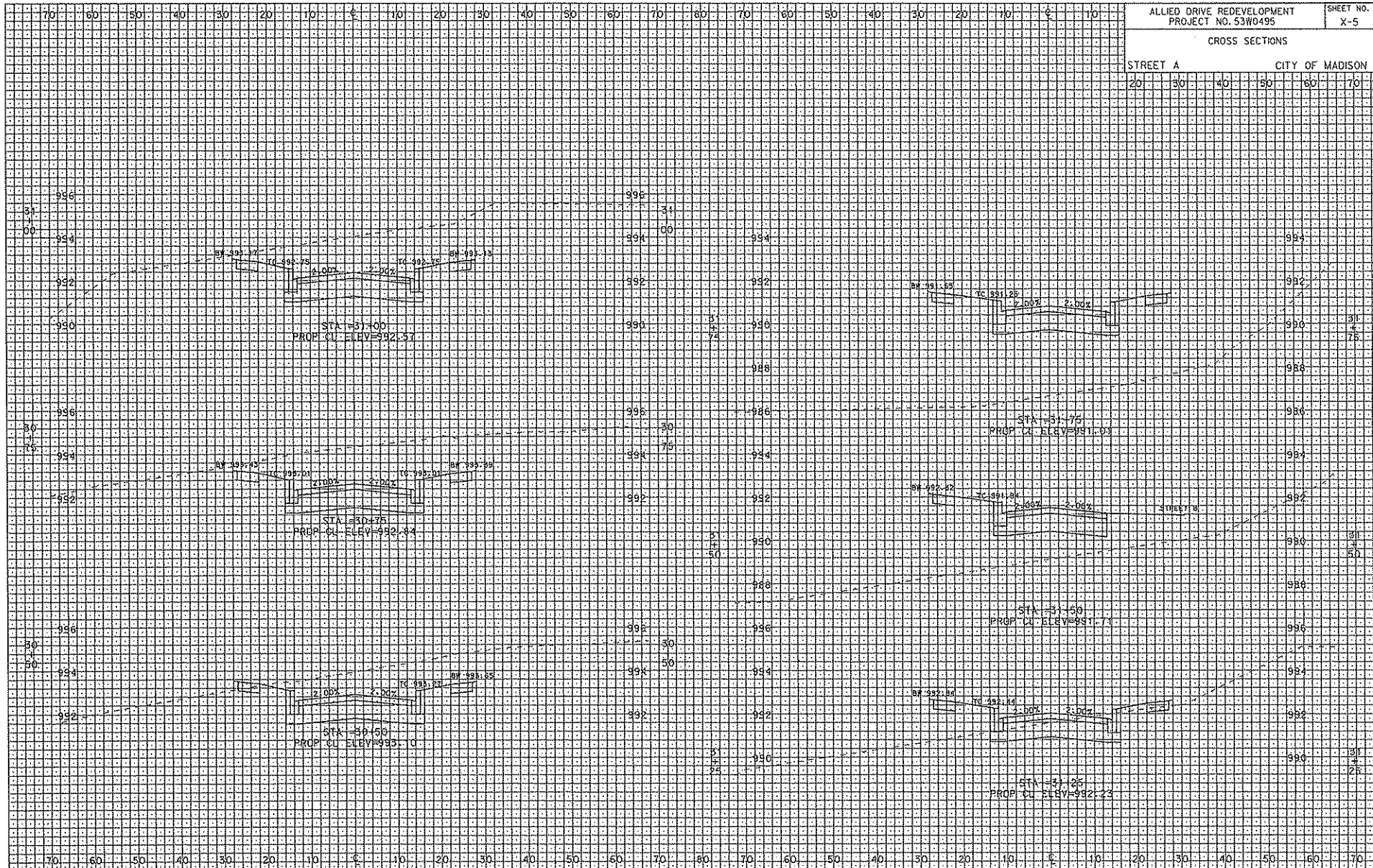
ROSENBERRY RD CITY OF MADISON

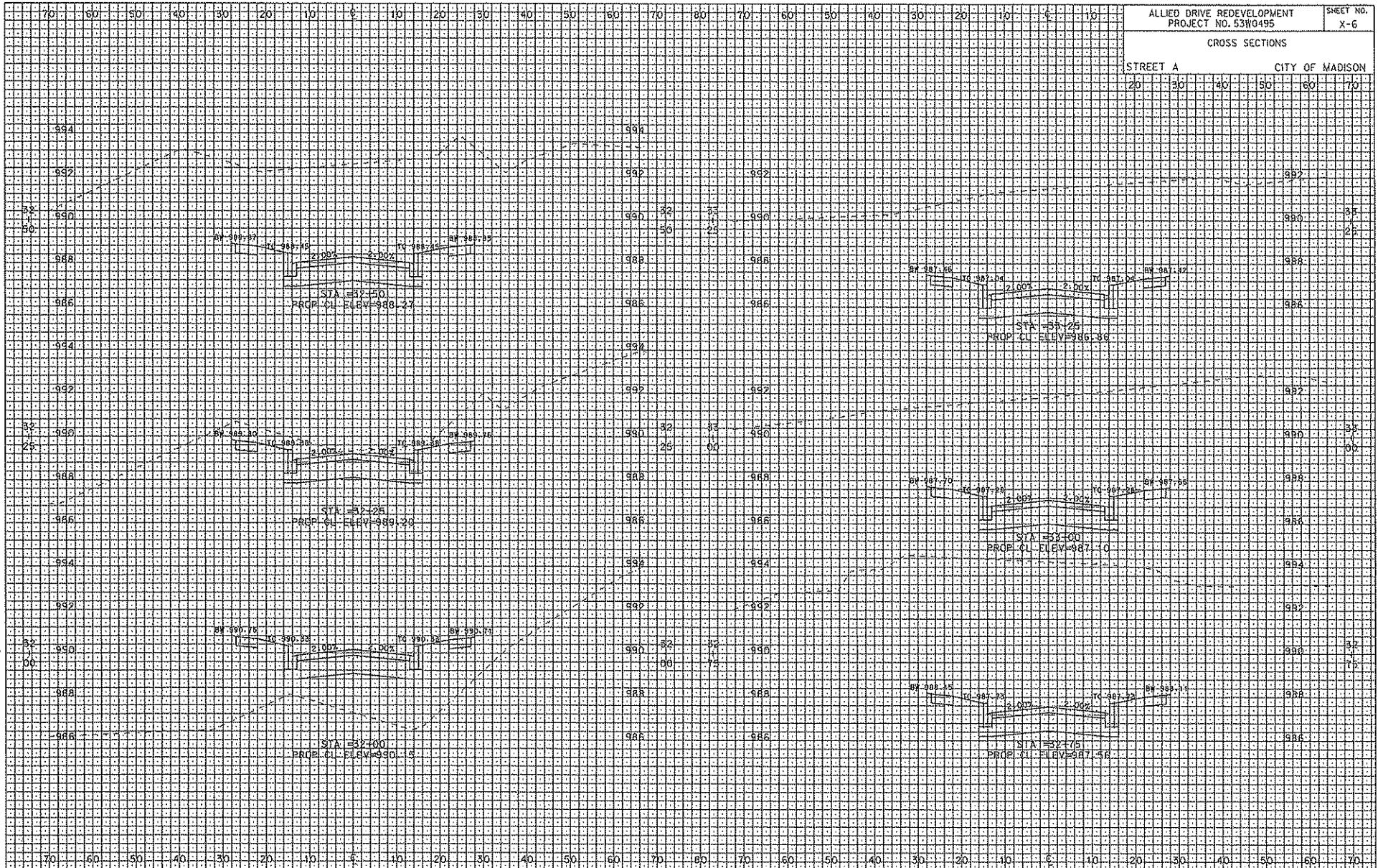
SHEET NO. X-2



ALLIED DRIVE REDEVELOPMENT PROJECT NO. 53W0495					SHEET NO. X-4	
CROSS SECTIONS						
ROSENBERY RD			CITY OF MADISON			
20	30	40	50	60	70	







ALLIED DRIVE REDEVELOPMENT
PROJECT NO. 5310495

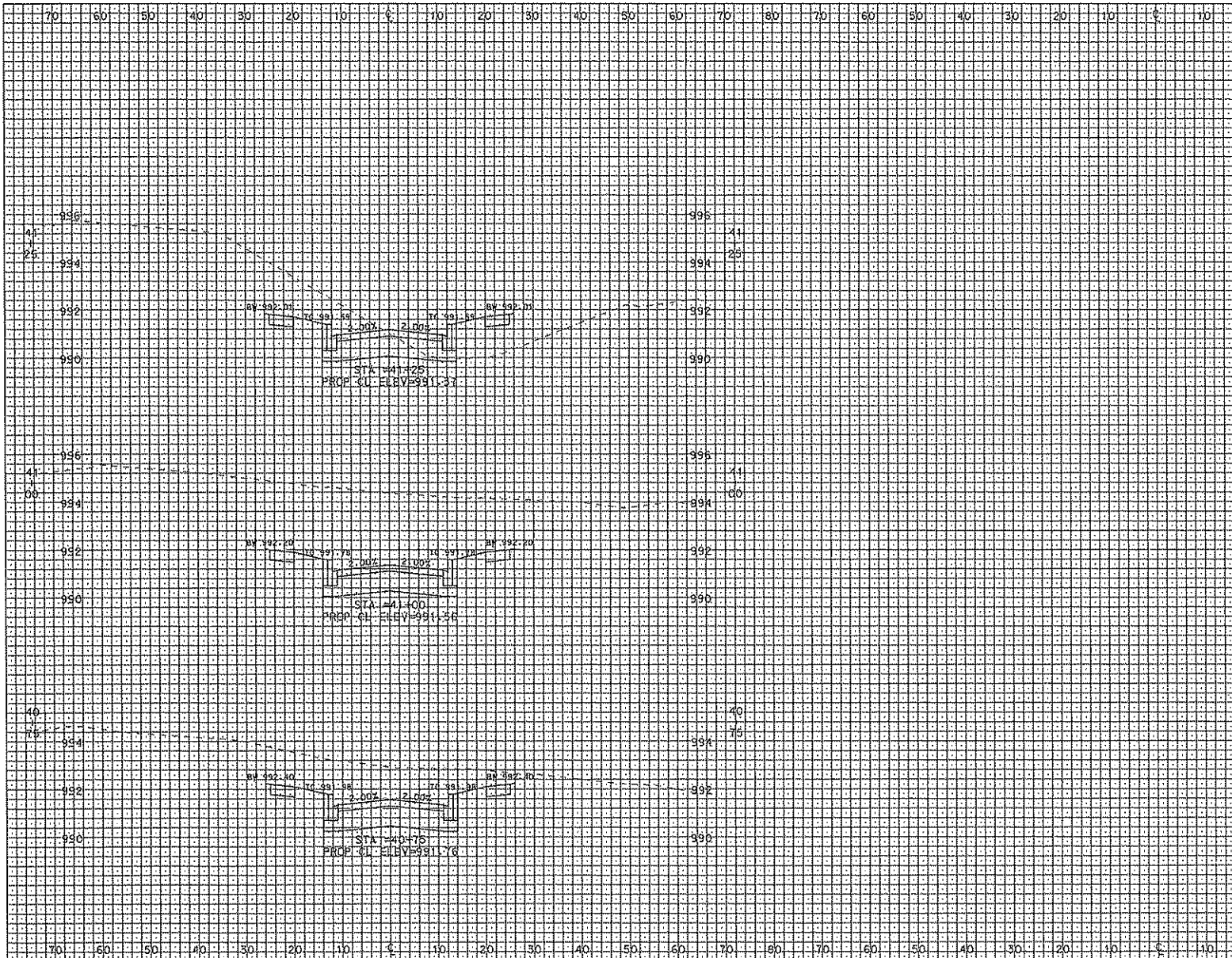
SHEET NO.
X-6

CROSS SECTIONS

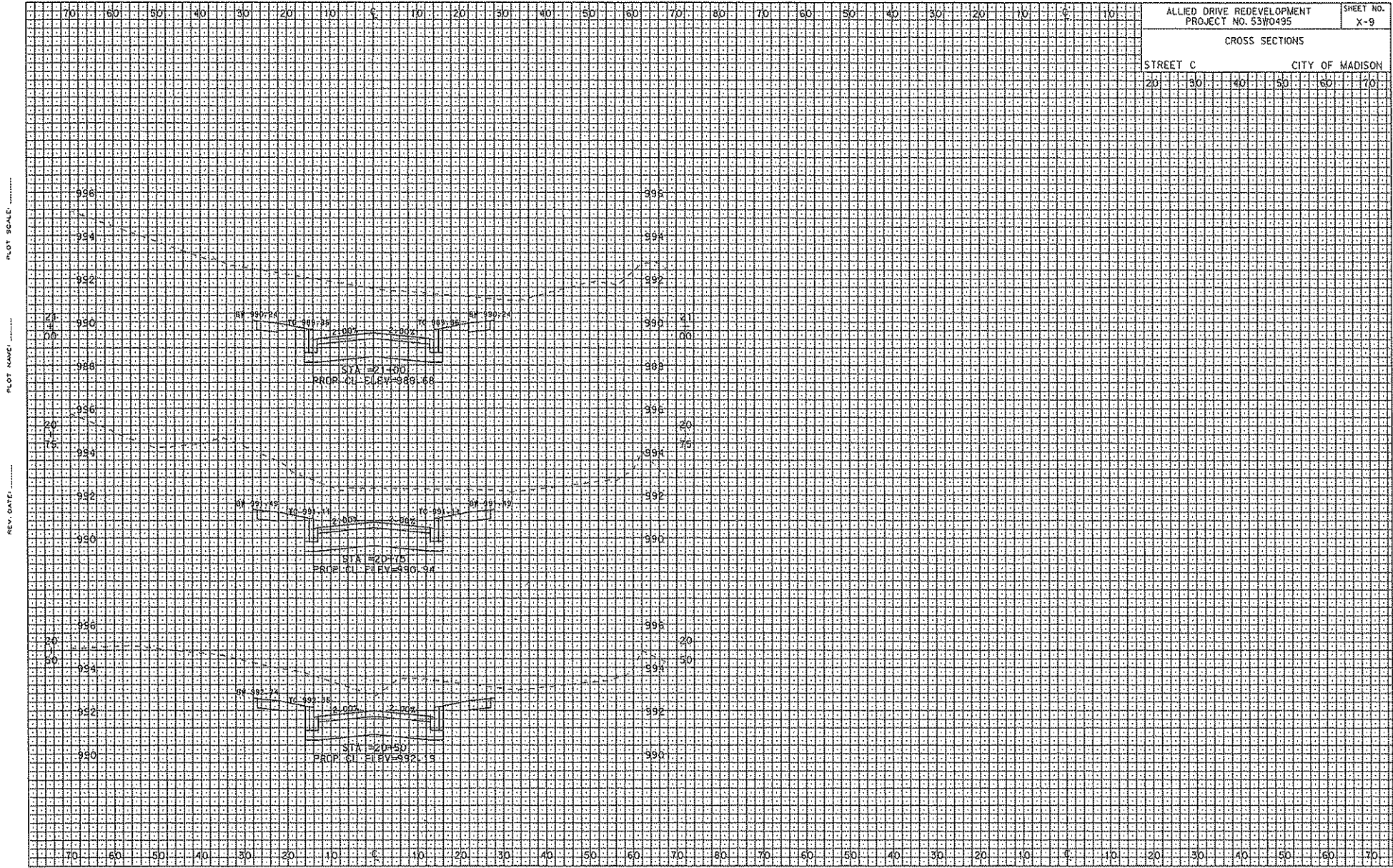
STREET A CITY OF MADISON

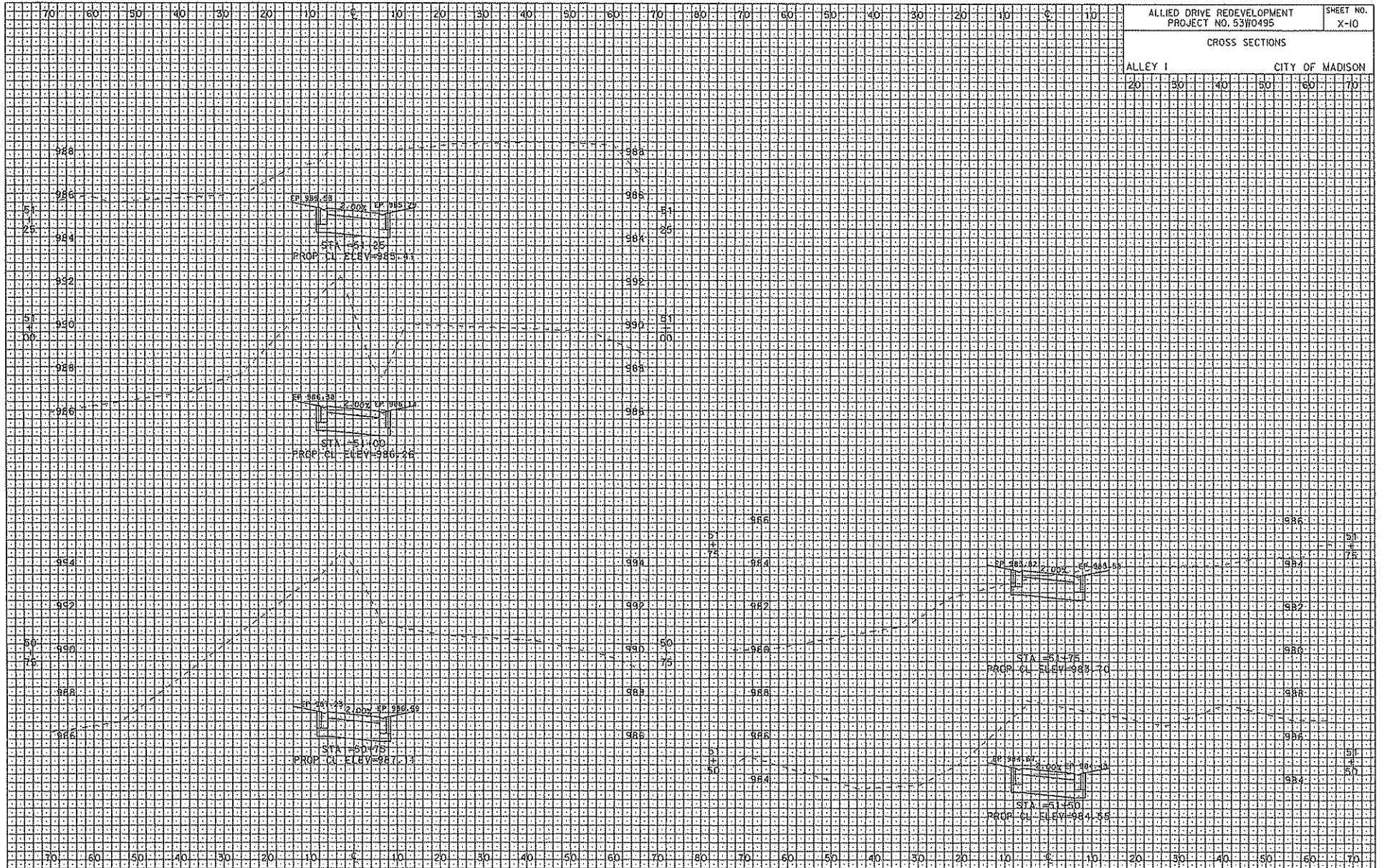
ALLIED DRIVE REDEVELOPMENT PROJECT NO. 53W0495					SHEET NO. X-7	
CROSS SECTIONS						
STREET A			CITY OF MADISON			
20	30	40	50	60	70	





ALLIED DRIVE REDEVELOPMENT PROJECT NO. 53W0495					SHEET NO. X-8	
CROSS SECTIONS						
STREET B			CITY OF MADISON			
20	30	40	50	60	70	





ALLIED DRIVE REDEVELOPMENT
PROJECT NO. 53W0495

SHEET NO.
X-10

CROSS SECTIONS

ALLEY I CITY OF MADISON
20 30 40 50 60 70