

Contract Routing Form

ROUTING: Urgent Rush

printed on: 05/24/2013

Contract between: CAPITOL UNDERGROUND, INC.
and Dept. or Division: Water Utility
Name/Phone Number:

Project: HIGHLAND AVE WATER MAIN REPLACEMENT

Contract No.: 7071
Enactment No.: RES-13-00397
Dollar Amount: 85,891.50

File No.: 29989
Enactment Date: 05/22/2013

(Please DATE before routing)

Signatures Required	Date Received	Date Signed
City Clerk	5-28-2013	5-28-2013
Director of Civil Rights	5-28-13	5-29-13/WR
Risk Manager	5-29-13	5-30-13 KR
Finance Director	5-30-13	5/30/13 CF
City Attorney	775 5-30-13	5/31/13 PAL
Mayor	5-31-13	

Please return signed Contracts to the City Clerk's Office
Room 103, City-County Building for filing.

Original + 2 Copies

05/24/2013 10:27:01 enamb - Adam Wiederhoeft 266-9121

Dis Rights: OK / N/A / Problem - Hold
Prev Wage: AA / Agency / No
Contract Value: See above
AA Plan: Approved
Amendment / Addendum #
Type: POS / Dvlp / Sbdv / Gov't /
Grant / (PW) Goal / Loan / Agrmt

1000

1000

[Sign In](#)

[Legislative Information Center Home](#)
 [Legislation](#)
 [Meetings](#)
 [Common Council](#)
[Boards, Commissions and Committees](#)
 [Members](#)


Share ...
 RSS
 Alerts

[Details](#) [Reports](#)

File #: 29989 **Version:** 1 **Name:** Awarding Public Works Contract No. 7071, Highland Ave Water Main Replacement.
Type: Resolution **Status:** Passed
File created: 4/30/2013 **In control:** BOARD OF PUBLIC WORKS
On agenda: 5/21/2013 **Final action:** 5/21/2013
Enactment date: 5/22/2013 **Enactment #:** RES-13-00397
Title: Awarding Public Works Contract No. 7071, Highland Ave Water Main Replacement.
Sponsors: BOARD OF PUBLIC WORKS
Attachments: 1. [Contract 7071.pdf](#)

[History \(3\)](#) [Text](#)

3 records		Group	Export			
Date	Ver.	Action By	Action	Result	Action Details	Watch
5/21/2013	1	<u>COMMON COUNCIL</u>			Not available	Not available
5/8/2013	1	<u>BOARD OF PUBLIC WORKS</u>			Not available	Not available
4/30/2013	1	<u>Engineering Division</u>	Refer		Action details	Not available



PROJECT _____ CONTRACTOR _____ AMOUNT OF BID _____

CONTRACT NO. 7071
HIGHLAND AVE WATER MAIN REPLACEMENT

CAPITOL UNDERGROUND, INC.


\$85,891.50

Acct. No. EW01-58273-810455-00-53W1615
Contingency 8%±

\$85,891.50
6,868.50

GRAND TOTAL

\$92,760.00



**Wisconsin Office of the Commissioner of Insurance
Licensed Producer Search***

Monday, May 20, 2013

WALSH, JOHN W
PORTAGE WI


Year of Birth: 1948
Status: Active
License Number: 168955
NPN**: 285241
Effective Date: 01-01-1982
Expiration Date: 01-31-2014
License Type: Resident Intermediary Indv
CE Compliance: 01-31-2014

Lines of Authority


Line of Authority	Residency	Effective Date	Status
Casualty	Resident	01-01-1982	Active
Life	Resident	01-01-1982	Active
Accident & Health	Resident	01-01-1982	Active
Property	Resident	01-01-1982	Active

Appointments and Terminations


Company Name	Qualification Type/Status	Effective Date	Termination Date	Termination Reason
ACE American Insurance Company	AH/Active	11-30-2004		
	CAS/Active	11-30-2004		
	PROP/Active	11-30-2004		
ACUITY, A Mutual Insurance Company	AH/Inactive	02-12-2001	04-16-2002	Canceled
	CAS/Active	02-12-2001		
	PROP/Active	02-12-2001		
American Casualty Company of Reading, Pennsylvania	AH/Inactive	04-22-1974	09-16-2008	Canceled
	CAS/Active	04-22-1974		
	PROP/Active	04-22-1974		
American Guarantee and Liability Insurance Company	AH/Active	07-15-1997		
	CAS/Active	07-15-1997		
	PROP/Active	07-15-1997		
American Manufacturers Mutual Insurance Company	AH/Inactive	02-21-1978	02-17-2005	Canceled
	CAS/Inactive	02-21-1978	02-17-2005	Canceled
	PROP/Inactive	02-21-1978	02-17-2005	Canceled
American Zurich Insurance Company	AH/Active	07-15-1997		
	CAS/Active	07-15-1997		
	PROP/Active	07-15-1997		




Arch Insurance Company	CAS/Active	02-09-2004		
	PROP/Active	02-09-2004		
Assurance Company of America	CAS/Inactive	04-02-1993	10-30-2012	Canceled
	PROP/Active	04-02-1993		
Automobile Insurance Company of Hartford, Connecticut, The	AH/Active	07-29-1992		
	CAS/Inactive	07-29-1992	12-05-2009	Canceled
	PROP/Inactive	07-29-1992	12-05-2009	Canceled
Charter Oak Fire Insurance Company, The	AH/Active	08-06-1996		
	CAS/Inactive	08-06-1996	12-05-2009	Canceled
	PROP/Inactive	08-06-1996	12-05-2009	Canceled
Cincinnati Life Insurance Company, The	AH/Active	09-16-2004		
	LI/Active	09-16-2004		
Continental Assurance Company	AH/Inactive	10-07-1981	10-10-2000	Vol. Surrender per Agent Rqst
	LI/Inactive	10-07-1981	10-10-2000	Vol. Surrender per Agent Rqst
Continental Casualty Company	AH/Inactive	04-22-1974	09-16-2008	Canceled
	CAS/Active	04-22-1974		
	PROP/Active	04-22-1974		
Continental Insurance Company, The	CAS/Active	02-24-2006		
	PROP/Active	02-24-2006		
Farmington Casualty Company	AH/Inactive	07-29-1992	11-20-2000	Vol. Surrender per Agent Rqst
	CAS/Inactive	07-29-1992	11-20-2000	Vol. Surrender per Agent Rqst
	PROP/Inactive	07-29-1992	11-20-2000	Vol. Surrender per Agent Rqst
Federal Insurance Company	AH/Inactive	11-01-1976	09-11-2008	Canceled
	CAS/Inactive	11-01-1976	03-15-2007	Canceled
	PROP/Inactive	11-01-1976	03-15-2007	Canceled
Fidelity & Guaranty Life Insurance Company	AH/Inactive	07-03-1979	01-09-2013	Inadequate Production
	LI/Inactive	07-03-1979	01-09-2013	Inadequate Production
Fidelity and Deposit Company of Maryland	CAS/Active	11-07-1986		
	PROP/Active	11-07-1986		
Fidelity and Guaranty Insurance Company	CAS/Inactive	06-23-1995	12-05-2009	Canceled
	PROP/Inactive	06-23-1995	12-05-2009	Canceled




Fidelity and Guaranty Insurance Underwriters, Inc.	AH/Active	06-23-1995		
	CAS/Inactive	06-23-1995	12-05-2009	Canceled
	PROP/Inactive	06-23-1995	12-05-2009	Canceled
General Casualty Company of Wisconsin	AH/Inactive	09-02-1983	12-03-2008	Canceled
	CAS/Active	09-02-1983		
	PROP/Active	09-02-1983		
Great American Alliance Insurance Company	CAS/Inactive	08-15-1989	11-28-2001	Vol. Surrender per Agent Rqst
	PROP/Inactive	08-15-1989	11-28-2001	Vol. Surrender per Agent Rqst
Great American Insurance Company	AH/Inactive	08-15-1989	11-15-2002	Inadequate Production
	CAS/Inactive	08-15-1989	11-28-2001	Vol. Surrender per Agent Rqst
	PROP/Inactive	08-15-1989	11-28-2001	Vol. Surrender per Agent Rqst
Great American Insurance Company of New York	AH/Inactive	09-13-1989	11-15-2002	Inadequate Production
	CAS/Inactive	09-13-1989	11-28-2001	Vol. Surrender per Agent Rqst
	PROP/Inactive	09-13-1989	11-28-2001	Vol. Surrender per Agent Rqst
Great Northern Insurance Company	AH/Inactive	07-30-1979	06-01-2000	Vol. Surrender per Agent Rqst
	CAS/Inactive	07-30-1979	06-01-2000	Vol. Surrender per Agent Rqst
	PROP/Inactive	07-30-1979	06-01-2000	Vol. Surrender per Agent Rqst
Hartford Accident and Indemnity Company	AH/Inactive	02-23-1981	02-23-1981	Entered in Error
	CAS/Inactive	02-23-1981	10-25-2007	Canceled
	PROP/Inactive	02-23-1981	10-25-2007	Canceled
Hartford Fire Insurance Company	AH/Inactive	02-23-1981	02-23-1981	Entered in Error
	CAS/Inactive	02-23-1981	10-25-2007	Canceled
	PROP/Inactive	02-23-1981	10-25-2007	Canceled
Hartford Underwriters Insurance Company	AH/Inactive	07-01-1988	07-01-1988	Entered in Error
	CAS/Inactive	07-01-1988	10-25-2007	Canceled
	PROP/Inactive	07-01-1988	10-25-2007	Canceled
Indemnity Insurance Company of North America	AH/Inactive	11-30-2004	06-04-2009	Vol. Surrender per Agent Rqst
	CAS/Inactive	11-30-2004	06-04-2009	Vol. Surrender per Agent Rqst
	PROP/Inactive	11-30-2004	06-04-2009	Vol. Surrender per Agent Rqst
Lumbermens Mutual	AH/Inactive	02-21-1978	02-17-2005	Canceled




Casualty Company	CAS/Inactive	02-21-1978	02-17-2005	Canceled
	PROP/Inactive	02-21-1978	02-17-2005	Canceled
Maryland Casualty Company	CAS/Inactive	04-02-1993	10-30-2012	Canceled
	PROP/Inactive	04-02-1993	10-30-2012	Canceled
MetLife Insurance Company of Connecticut	CAS/Inactive	08-07-1996	04-21-2003	Inadequate Production
National Fire Insurance Company of Hartford	AH/Inactive	04-22-1974	09-16-2008	Canceled
	CAS/Active	04-22-1974		
	PROP/Active	04-22-1974		
North American Specialty Insurance Company	CAS/Active	06-26-2009		
	PROP/Active	06-26-2009		
Northern Insurance Company of New York	CAS/Inactive	04-02-1993	10-30-2012	Canceled
	PROP/Inactive	04-02-1993	10-30-2012	Canceled
Old Republic Insurance Company	AH/Inactive	11-11-1991	01-30-2004	Inadequate Production
	CAS/Inactive	11-11-1991	06-16-2009	Vol. Surrender per Agent Rqst
	PROP/Inactive	11-11-1991	06-16-2009	Vol. Surrender per Agent Rqst
Old Republic Surety Company	CAS/Inactive	11-11-1991	06-16-2009	Vol. Surrender per Agent Rqst
	PROP/Inactive	11-11-1991	06-16-2009	Vol. Surrender per Agent Rqst
Pacific Indemnity Company	AH/Inactive	12-10-1980	06-01-2000	Vol. Surrender per Agent Rqst
	CAS/Inactive	12-10-1980	06-01-2000	Vol. Surrender per Agent Rqst
	PROP/Inactive	12-10-1980	06-01-2000	Vol. Surrender per Agent Rqst
Phoenix Insurance Company, The	AH/Active	08-06-1996		
	CAS/Inactive	08-06-1996	12-05-2009	Canceled
	PROP/Inactive	08-06-1996	12-05-2009	Canceled
Reassure America Life Insurance Company	AH/Inactive	01-06-1989	06-06-2001	Inadequate Production
	LI/Inactive	01-06-1989	06-06-2001	Inadequate Production
Regent Insurance Company	AH/Inactive	09-02-1983	12-03-2008	Canceled
	CAS/Active	09-02-1983		
	PROP/Active	09-02-1983		
Reliance National Indemnity Company	AH/Inactive	03-23-1979	02-01-2001	Company Merger
	CAS/Inactive	03-23-1979	02-01-2001	Company Merger



	PROP/Inactive	03-23-1979	02-01-2001	Company Merger
St. Paul Fire and Marine Insurance Company	AH/Active	09-24-1987		
	CAS/Active	11-28-2012		
	CAS/Inactive	09-24-1987	11-08-2012	Canceled
	PROP/Active	11-28-2012		
	PROP/Inactive	09-24-1987	11-08-2012	Canceled
St. Paul Mercury Insurance Company	AH/Active	09-24-1987		
	CAS/Inactive	09-24-1987	12-05-2009	Canceled
	PROP/Inactive	09-24-1987	12-05-2009	Canceled
St. Paul Protective Insurance Company	AH/Inactive	11-04-1998	04-21-2003	Vol. Surrender per Agent Rqst
	CAS/Inactive	11-04-1998	04-21-2003	Vol. Surrender per Agent Rqst
	PROP/Inactive	11-04-1998	04-21-2003	Vol. Surrender per Agent Rqst
Standard Fire Insurance Company, The	AH/Active	07-29-1992		
	CAS/Inactive	07-29-1992	12-05-2009	Canceled
	PROP/Inactive	07-29-1992	12-05-2009	Canceled
TIG Insurance Company	AH/Inactive	09-08-1989	03-21-1997	Vol. Surrender per Agent Rqst
	CAS/Inactive	09-08-1989	03-21-1997	Vol. Surrender per Agent Rqst
	PROP/Inactive	09-08-1989	03-21-1997	Vol. Surrender per Agent Rqst
Transcontinental Insurance Company	AH/Inactive	04-22-1974	01-14-2008	Canceled
	CAS/Inactive	04-22-1974	01-14-2008	Canceled
	PROP/Inactive	04-22-1974	01-14-2008	Canceled
Transportation Insurance Company	AH/Inactive	04-22-1974	09-16-2008	Canceled
	CAS/Active	04-22-1974		
	PROP/Active	04-22-1974		
Travelers Casualty and Surety Company	AH/Active	07-29-1992		
	CAS/Inactive	07-29-1992	12-05-2009	Canceled
	PROP/Inactive	07-29-1992	12-05-2009	Canceled
Travelers Casualty and Surety Company of America	AH/Active	07-29-1992		
	CAS/Active	11-28-2012		
	CAS/Inactive	07-29-1992	11-08-2012	Canceled
	PROP/Active	11-28-2012		
	PROP/Inactive	07-29-1992	11-08-2012	Canceled
Travelers Casualty Company of Connecticut	CAS/Inactive	07-29-1992	11-20-2000	Vol. Surrender per Agent Rqst
	PROP/Inactive	07-29-1992	11-20-2000	Vol. Surrender per




				Agent Rqst
Travelers Casualty Insurance Company of America	AH/Inactive	07-29-1992	11-22-2000	Vol. Surrender per Agent Rqst
	CAS/Active	11-28-2012		
	CAS/Inactive	10-11-2007	11-08-2012	Canceled
	CAS/Inactive	07-29-1992	11-22-2000	Vol. Surrender per Agent Rqst
	PROP/Active	11-28-2012		
	PROP/Inactive	10-11-2007	11-08-2012	Canceled
Travelers Commercial Insurance Company	PROP/Inactive	07-29-1992	11-22-2000	Vol. Surrender per Agent Rqst
	CAS/Inactive	06-14-2001	12-05-2009	Canceled
	CAS/Inactive	07-29-1992	11-22-2000	Vol. Surrender per Agent Rqst
	PROP/Inactive	06-14-2001	12-05-2009	Canceled
Travelers Constitution State Insurance Company	PROP/Inactive	07-29-1992	11-22-2000	Vol. Surrender per Agent Rqst
	CAS/Inactive	11-24-1998	12-11-2003	Vol. Surrender per Agent Rqst
Travelers Home and Marine Insurance Company, The	PROP/Inactive	11-24-1998	12-11-2003	Vol. Surrender per Agent Rqst
	CAS/Active	11-28-2012		
	CAS/Inactive	07-25-2007	11-08-2012	Canceled
	PROP/Active	11-28-2012		
Travelers Indemnity Company of America, The	PROP/Inactive	07-25-2007	11-08-2012	Canceled
	CAS/Inactive	08-06-1996	12-05-2009	Canceled
Travelers Indemnity Company of Connecticut, The	PROP/Inactive	08-06-1996	12-05-2009	Canceled
	AH/Inactive	08-06-1996	01-14-2009	Canceled
	CAS/Inactive	08-06-1996	12-05-2009	Canceled
Travelers Indemnity Company, The	PROP/Inactive	08-06-1996	12-05-2009	Canceled
	AH/Inactive	04-19-1974	01-14-2009	Canceled
	CAS/Inactive	04-19-1974	12-05-2009	Canceled
Travelers Property Casualty Company of America	PROP/Inactive	04-19-1974	12-05-2009	Canceled
	CAS/Inactive	08-07-1996	12-05-2009	Canceled
United Fire & Casualty Company	PROP/Inactive	08-07-1996	12-05-2009	Canceled
	CAS/Active	06-19-1997		
United Pacific Insurance Company	PROP/Active	06-19-1997		
	AH/Inactive	03-23-1979	02-13-2001	Company Merger
	CAS/Inactive	03-23-1979	02-13-2001	Company Merger
	PROP/Inactive	03-23-1979	02-13-2001	Company Merger



United States Fidelity and Guaranty Company	AH/Inactive	06-23-1995	01-14-2009	Canceled
	CAS/Inactive	06-23-1995	12-05-2009	Canceled
	PROP/Inactive	06-23-1995	12-05-2009	Canceled
Universal Surety Company	CAS/Active	04-17-2002		
USF&G Insurance Company of Wisconsin	AH/Inactive	06-23-1995	01-01-2001	Company Merger
	CAS/Inactive	06-23-1995	01-01-2001	Company Merger
	PROP/Inactive	06-23-1995	01-01-2001	Company Merger
Valiant Insurance Company	CAS/Inactive	04-02-1993	12-05-2007	Canceled
	PROP/Inactive	04-02-1993	12-05-2007	Canceled
Valley Forge Insurance Company	AH/Inactive	04-22-1974	09-16-2008	Canceled
	CAS/Active	04-22-1974		
	PROP/Active	04-22-1974		
Vigilant Insurance Company	AH/Inactive	11-01-1976	06-01-2000	Vol. Surrender per Agent Rqst
	CAS/Inactive	11-01-1976	06-01-2000	Vol. Surrender per Agent Rqst
	PROP/Inactive	11-01-1976	06-01-2000	Vol. Surrender per Agent Rqst
Washington International Insurance Company	CAS/Active	06-26-2009		
	PROP/Active	06-26-2009		
Westchester Fire Insurance Company	AH/Inactive	11-30-2004	06-04-2009	Vol. Surrender per Agent Rqst
	CAS/Inactive	11-30-2004	06-04-2009	Vol. Surrender per Agent Rqst
	PROP/Inactive	11-30-2004	06-04-2009	Vol. Surrender per Agent Rqst
Western Surety Company	CAS/Active	02-20-1991		
Zurich American Insurance Company	AH/Active	07-15-1997		
	CAS/Active	07-15-1997		
	PROP/Active	07-15-1997		
Zurich American Insurance Company of Illinois	AH/Active	07-15-1997		
	CAS/Active	07-15-1997		
	PROP/Active	07-15-1997		

* Photocopies of this report provided to an insurer should be confirmed on-line for accuracy.

** NPN = National Producer Number assigned by the National Insurance Producer Registry to assist with nonresident licensing in the future.



\$85,891.50
FILE

BID OF CAPITOL UNDERGROUND, INC.

2013

PROPOSAL, CONTRACT, BOND AND SPECIFICATIONS

FOR

HIGHLAND AVE WATER MAIN REPLACEMENT

CONTRACT NO. 7071

IN


MADISON, DANE COUNTY, WISCONSIN

AWARDED BY THE COMMON COUNCIL
MADISON, WISCONSIN ON MAY 21, 2013

CITY ENGINEERING DIVISION
1600 EMIL STREET
MADISON, WISCONSIN 53713

www.cityofmadison.com/business/pw

<https://bidexpress.com/login>




HIGHLAND AVE WATER MAIN REPLACEMENT
CONTRACT NO. 7071


INDEX

SECTION A: ADVERTISEMENT FOR BIDS AND INSTRUCTIONS TO BIDDERS.....A-1
SECTION B: PROPOSAL SECTION.....B-1
SECTION C: SMALL BUSINESS ENTERPRISE (NOT APPLICABLE)..... C-1
SECTION D: SPECIAL PROVISIONS..... D-1
SECTION E: BIDDER'S ACKNOWLEDGEMENT.....E-1
SECTION F: DISCLOSURE OF OWNERSHIP & BEST VALUE CONTRACTING.....F-1
SECTION G: BID BOND..... G-1
SECTION H: AGREEMENT..... H-1
SECTION I: PAYMENT AND PERFORMANCE BOND.....I-1
SECTION J: PREVAILING WAGE RATES..... J-1

This Proposal, and Agreement have
been prepared by:

MADISON WATER UTILITY
CITY OF MADISON
MADISON, DANE COUNTY, WISCONSIN

 4/17/13
Alan L. Larson, PE, BCEE
Principal Engineer



SECTION A: ADVERTISEMENT FOR BIDS AND INSTRUCTIONS TO BIDDERS

REQUEST FOR BID FOR PUBLIC WORKS CONSTRUCTION CITY OF MADISON, WISCONSIN

A BEST VALUE CONTRACTING MUNICIPALITY

PROJECT NAME:	HIGHLAND AVE WATER MAIN REPLACEMENT
CONTRACT NO.:	7071
BID BOND	5%
PREQUALIFICATION APPLICATION DUE (1:00 P.M)	4/26/13
BID SUBMISSION (1:00 P.M.)	5/3/13
BID OPEN (1:30 P.M.)	5/3/13
PUBLISHED IN WSJ	4/19/13 & 4/26/13

PREQUALIFICATION APPLICATION: Forms are available at the same location or on our website, www.cityofmadison.com/business/pw/forms.cfm. If not currently prequalified in the categories listed in Section A, an amendment to your Prequalification will need to be submitted prior to the same due date. Postmark is not applicable.

BIDS TO BE SUBMITTED by hand to 1600 EMIL ST., MADISON, WI 53713 or online at www.bidexpress.com.

THE BID OPENING is at 1600 EMIL ST., MADISON, WI 53713.

Plans and Specifications are also available at 1600 Emil St., Madison, WI, 53713; (608) 267-1197.

STANDARD SPECIFICATIONS

The City of Madison's Standard Specifications for Public Works Construction - 2013 Edition, as supplemented and amended from time to time, forms a part of these contract documents as if attached hereto.

These standard specifications are available on the City of Madison Public Works website, www.cityofmadison.com/Business/PW/specs.cfm.

The Contractor shall review these Specifications prior to preparation of proposals for the work to be done under this contract, with specific attention to Article 102, "BIDDING REQUIREMENTS AND CONDITIONS" and Article 103, "AWARD AND EXECUTION OF THE CONTRACT." For the convenience of the bidder, below are highlights of three subsections of the specifications.

SECTION 102.1: PRE-QUALIFICATION OF BIDDERS

In accordance with Wisconsin State Statutes 66.0901 (2) and (3), all bidders must submit to the Board of Public Works proof of responsibility on forms furnished by the City. The City requires that all bidders be qualified on a biennial basis.

Bidders must present satisfactory evidence that they have been regularly engaged in the type of work specified herein and they are fully prepared with necessary capital, materials, machinery and supervisory personnel to conduct the work to be contracted for to the satisfaction of the City. All bidders must be pre-qualified by the Board of Public Works for the type of construction on which they are bidding prior to the opening of the bid.

In accordance with Section 39.02(9)(a). of the General Ordinances, all bidders shall submit in writing to the Affirmative Action Division Manager of the City of Madison, a Certificate of Compliance or an Affirmative Action Plan at the same time or prior to the submission of the proof of responsibility forms.

The bidder shall be disqualified if the bidder fails to or refuses to, prior to opening of the bid, submit a Certificate of compliance, Affirmative Action Plan or Affirmative Action Data Update, as applicable, as defined by Section 39.02 of the General Ordinances (entitled Affirmative Action) and as required by Section 102.11 of the Standard Specifications.

SECTION 102.4 PROPOSAL

No bid will be accepted that does not contain an adequate or reasonable price for each and every item named in the Schedule of Unit Prices.

A lump sum bid for the work in accordance with the plans and specifications is required. The lump sum bid must be the same as the total amounts bid for the various items and it shall be inserted in the space provided.

All papers bound with or attached to the proposal form are considered a part thereof and must not be detached or altered when the proposal is submitted. The plans, specifications and other documents designated in the proposal form will be considered a part of the proposal whether attached or not.

A proposal submitted by an individual shall be signed by the bidder or by a duly authorized agent. A proposal submitted by a partnership shall be signed by a member/partner or by a duly authorized agent thereof. A proposal submitted by a corporation shall be signed by an authorized officer or duly authorized registered agent of such corporation, and the proposal shall show the name of the State under the laws of which such corporation was chartered. The required signatures shall in all cases appear in the space provided thereof on the proposal.

Each proposal shall be placed, together with the proposal guaranty, in a sealed envelope, so marked as to indicate name of project, the contract number or option to which it applies, and the name and address of the Contractor or submitted electronically through Bid Express (www.bidexpress.com). Proposals will be accepted at the location, the time and the date designated in the advertisement. Proposals received after the time and date designated will be returned to the bidder unopened.

The Bidder shall execute the Disclosure of Ownership form. REFER TO SECTION F.

SECTION 102.5: BID DEPOSIT (PROPOSAL GUARANTY)

All bids, sealed or electronic, must be accompanied with a Bid Bond equal to at least 5% of the bid or a Certificate of Annual/Biennial Bid Bond or certified check, payable to the City Treasurer. Bid deposit of the successful bidders shall be returned within forty-eight (48) hours following execution of the contract and bond as required.

PREVAILING WAGE RATES

Prevailing Wage Rates may be required and are attached in Section J of the contract. See Special Provisions to determine applicability.

Bidders for this Contract(s) must be Pre-Qualified for at least one of the following type(s) of construction denoted by an

Building Demolition

- 101 Asbestos Removal
- 120 House Mover

- 110 Building Demolition

Street, Utility and Site Construction

- 201 Asphalt Paving
- 205 Blasting
- 210 Boring/Pipe Jacking
- 215 Concrete Paving
- 220 Con. Sidewalk/Curb & Gutter/Misc. Flat Work
- 221 Concrete Bases and Other Concrete Work
- 225 Dredging
- 230 Fencing
- 235 Fiber Optic Cable/Conduit Installation
- 240 Grading and Earthwork
- 241 Horizontal Saw Cutting of Sidewalk
- 242 Infrared Seamless Patching
- 245 Landscaping, Maintenance
- 250 Landscaping, Site and Street
- 251 Parking Ramp Maintenance
- 255 Pavement Sealcoating and Crack Sealing
- 260 Petroleum Above/Below Ground Storage Tank Removal/Install
- 265 Retaining Walls, Precast Modular Units
- 270 Retaining Walls, Reinforced Concrete
- 275 Sanitary, Storm Sewer and Water Main Construction

- 280 Sewer Lateral Drain Cleaning/Internal TV Insp.
- 285 Sewer Lining
- 290 Sewer Pipe Bursting
- 295 Soil Borings
- 300 Soil Nailing
- 305 Storm & Sanitary Sewer Laterals & Water Svc.
- 310 Street Construction
- 315 Street Lighting
- 318 Tennis Court Resurfacing
- 320 Traffic Signals
- 325 Traffic Signing & Marking
- 332 Tree pruning/removal
- 333 Tree, pesticide treatment of
- 335 Trucking
- 340 Utility Transmission Lines including Natural Gas, Electrical & Communications
- 399 Other _____

Bridge Construction

- 501 Bridge Construction and/or Repair

Building Construction

- 401 Floor Covering (including carpet, ceramic tile installation, rubber, VCT)
- 402 Building Automation Systems
- 403 Concrete
- 404 Doors and Windows
- 405 Electrical - Power, Lighting & Communications
- 410 Elevator - Lifts
- 412 Fire Suppression
- 413 Furnishings - Furniture and Window Treatments
- 415 General Building Construction, Equal or Less than \$250,000
- 420 General Building Construction, \$250,000 to \$1,500,000
- 425 General Building Construction, Over \$1,500,000
- 428 Glass and/or Glazing
- 429 Hazardous Material Removal
- 430 Heating, Ventilating and Air Conditioning (HVAC)
- 433 Insulation - Thermal

- 435 Masonry/Tuck pointing
- 437 Metals
- 440 Painting and Wallcovering
- 445 Plumbing
- 450 Pump Repair
- 455 Pump Systems
- 460 Roofing and Moisture Protection
- 461 Solar Photovoltaic/Hot Water Systems
- 465 Soil/Groundwater Remediation
- 466 Warning Sirens
- 470 Water Supply Elevated Tanks
- 475 Water Supply Wells
- 480 Wood, Plastics & Composites - Structural & Architectural
- 499 Other _____

State of Wisconsin Certifications

- 1 Class 5 Blaster - Blasting Operations and Activities 2500 feet and closer to inhabited buildings for quarries, open pits and road cuts.
- 2 Class 6 Blaster - Blasting Operations and Activities 2500 feet and closer to inhabited buildings for trenches, site excavations, basements, underwater demolition, underground excavations, or structures 15 feet or less in height.
- 3 Class 7 Blaster - Blasting Operations and Activities for structures greater than 15' in height, bridges, towers, and any of the objects or purposes listed as "Class 5 Blaster or Class 6 Blaster".
- 4 Petroleum Above/Below Ground Storage Tank Removal and Installation (Attach copies of State Certifications.)
- 5 Hazardous Material Removal (Contractor to be certified for asbestos and lead abatement per the Wisconsin Department of Health Services, Asbestos and Lead Section (A&LS).) See the following link for application: www.dhs.wisconsin.gov/Asbestos/Cert. State of Wisconsin Performance of Asbestos Abatement Certificate must be attached.
- 6 Certification number as a Certified Arborist or Certified Tree Worker as administered by the International Society of Arboriculture
- 7 Pesticide application (Certification for Commercial Applicator For Hire with the certification in the category of turf and landscape (3.0) and possess a current license issued by the DATCP)
- 8 Other _____
- 9 Other _____

SECTION B: PROPOSAL

Please refer to the
Bid Express Website
at <https://bidexpress.com>
look up contract number
and go to
Section B: Proposal Page
(if bidding electronically)

SECTION C: SMALL BUSINESS ENTERPRISE

**Instructions to Bidders
City of Madison
SBE Program Information**

SBE NOT APPLICABLE

SECTION D: SPECIAL PROVISIONS

HIGHLAND AVE WATER MAIN REPLACEMENT CONTRACT NO. 7071

It is the intent of these Special Provisions to set forth the final contractual intent as to the matter involved and shall prevail over the Standard Specifications and plans whenever in conflict therewith. In order that comparisons between the Special Provisions can be readily made, the numbering system for the Special Provisions is equivalent to that of the Specifications.

Whenever in these Specifications the term "Standard Specifications" appears, it shall be taken to refer to the City of Madison Standard Specifications for Public Works Construction and Supplements thereto.

SECTION 102.10: MINIMUM RATE OF WAGE SCALE

For this project, payment of prevailing wages (white sheet) is not required if either: a single trade accounts for 85% or more of the total labor costs of the project and the bid is less than \$48,000; or no single trade accounts for 85% or more of the total labor costs of the project and the bid is less than \$100,000. For bids not meeting either of these conditions, prevailing wages shall be required.

If required, the wages and benefits paid on the contract shall not be less than those specified in the Prevailing Wage Determination included with these contract documents for the following types of work:

- Building and Heavy Construction
- Sewer, Water, and Tunnel Construction
- Local Street and Miscellaneous Paving Operations
- Residential and Agricultural Construction

All bidders are notified that all labor employed on City contracts must be paid in accordance with the minimum rate of wage scale included in the Contract Documents.

For the information of the employees working on the project, a copy of the wage scale included in the contract documents and the provisions of Section 66.0903(8) of the Wisconsin Statutes shall be kept posted by the employer and in at least one conspicuous and easily accessible place at the site of the project.

The Contractor shall keep weekly payroll records setting forth the name, address, telephone number, classification, wage rate and fringe benefit package of each employee who worked on such City project and all other projects the employee worked in the same period, and the Contractor must keep records of the individual time each employee worked on the project and for each day of the project. Records shall include employee demographics or contractor can submit a one-time report of all employee demographics that can be matched up with weekly payrolls. Reports shall only include last four social security digits. Such records shall also set forth the total number of hours of overtime credited to each such employee for each day and week and the amount of overtime pay received in that week. Such records shall, in addition, set forth the full weekly wages earned by each such employee and the actual hourly wage paid to that employee. The Contractor shall submit payroll records to the Engineer every week for those periods when work is being done on the project. Said submittal shall be within twenty-one (21) calendar days of the end of the Contractor's weekly pay period.

The Contractor shall ensure that employees shall be paid unconditionally and shall receive the full amounts accrued at the time of payment, computed at rates not less than those stated in the City of Madison "Minimum Rate of Wage Scale" and that each employee's rate shall be determined by the work that is done within the trade or occupation classification which should be properly assigned to such employee. Questions regarding an employee's classification or rate of pay within that classification, shall be resolved by the practice that predominates in the industry and on which the trade or occupation rate/classification is based. Therefore, rate of pay, classification and work jurisdiction disputes shall be

resolved by relying upon practices established by collective bargaining agreements and guidelines used in such determinations by appropriate recognized trade unions operating within the City of Madison.

The Contractor shall agree that the normal rate of wage paid to the Contractor's employees on other projects shall not be reduced or otherwise diminished as a result of the requirement to pay no less than the minimum rate of wage scale on a City project. Mulcting of employees on City projects by contractors, such as by kickbacks or other such devices, is prohibited.

These contract provisions shall apply to all work performed on the contract by the Contractor with its own organization and with assistance of laborers under its immediate superintendency and to all work performed by piecework or by subcontract. No laborer, worker, or mechanic shall be employed directly upon the site of the work except on a wage basis, but this shall not be construed to prohibit the rental of equipment from individuals.

In the event of a refusal by the Contractor to submit payroll records as required by the contract, the City of Madison shall have the option to cancel this contract and request the Surety to perform or to re-let the balance of the work for bids, and in that event, to charge the Contractor for any loss which the City may incur thereby.

SECTION 102.12: BEST VALUE CONTRACTING

This Contract shall be considered a Best Value Contract if the Contractor's bid is equal to or greater than \$53,000 for a single trade contract; or equal to or greater than \$257,500 for a multi-trade contract pursuant to MGO 33.07(7).

SECTION 105.1: AUTHORITY OF THE ENGINEER

The Engineer shall resolve all questions which arise as to the quality and acceptability of materials furnished, work performed, manner of performance, rate of progress of the work, interpretation of the plans and Specifications, acceptable fulfillment of the contract, compensation, and disputes and mutual rights between Contractors under the Specifications. The Engineer shall determine the amount and quantity of work performed and materials furnished.

All decisions of the Engineer shall, when so requested, be rendered in writing. They shall be final and conclusive in all matters unless within ten (10) days after such decision the Contractor applies in writing to the Board of Public Works for a review of such decision.

Any change proposed by a Contractor in SBE subcontractors, vendors or suppliers from those SBEs indicated on the SBE Compliance Report must be approved by the Engineer and the City's Manager of the Affirmative Action Division (hereafter, AAD). When requested, such decision shall be rendered in writing. Such decisions shall be final and conclusive in all matters unless within ten (10) days after such decision the Contractor or the affected SBE applies in writing to the Board of Public Works for a review of such decision.

In the event the Engineer and the AAD disagree over the proper decision to be made regarding an SBE, the Mayor shall appoint a third person to resolve the disagreement, within 30 days of appointment. The decision thus rendered may be reviewed by the Board of Public Works upon request of the Contractor or the affected SBE as set forth in Sections 105.1 and 105.2 of the City's standard specifications.

SECTION 105.2 COOPERATION BY THE CONTRACTOR

All water main replacement work included in this contract is to be completed prior to July 15, 2013. The University of Wisconsin/ State of Wisconsin will begin replacing the concrete pavement; extending sidewalk and replacing curb & gutter north of the railroad track crossing on Highland Ave beginning in mid-July 2013. Additionally, the City of Madison will be in-progress with existing contract 7009 – University Relief Storm Sewer Phase 4. The City of Madison contract involves a storm sewer tunneling installation on Highland Ave including an associated

Traffic Control Plan. Coordinate all proposed traffic control measures/ proposed traffic control plan modifications with University and City Traffic Engineering departments (see item 10703 for additional information).

The Contractor shall maintain access for property owners, mail delivery and garbage/ recycling pickup for all properties in the project area.

SECTION 107.6 DUST PROOFING

The Contractor shall take all necessary steps to control dust arising from operations connected with this contract. When directed by the Engineer, dust proof the construction area by using power sweepers and/or water. Dust proofing shall be incidental to the Mobilization Bid Item included in this contract.

SECTION 108.2 PERMITS

For this proposed additional work, Madison Water Utility has applied for a WI-DNR Water Main Extension permit and a WI-DOT permit to Construct, Operate and Maintain Utility Facilities on WI-DOT Railroad Property. Copies of the permits will be provided to the Contractor upon their receipt.

No water main replacement work may begin until both permits have been issued and the Water Utility Engineer has provided an authorization to proceed in writing.

It is the responsibility of the Contractor to identify, obtain and pay for any additional permits needed for construction. All additional permit costs shall be considered incidental to the Mobilization Bid Item included in this contract.

The Contractor shall meet the conditions of all permits and must keep a copy of each individual permit on site at all times throughout construction.

SECTION 109.2 PROSECUTION OF THE WORK

As identified in Section 105.2 of these provisions, all work shall be completed by July 15, 2013. Any modifications to that deadline must be authorized in writing by the Engineer.

SECTION 701 PROVISIONS FOR WATER INSTALLATION AND ABANDONMENT

This proposed additional work consists of furnishing and installing 6-IN and 8-IN class 52 ductile iron water main on Highland Ave. The project extends approximately 200-FT from the existing Wisconsin & Southern Railroad tracks located north of Campus Dr to the USDA Forest Products Laboratory service main south of Outlook Ter.

The project does not include abandoning the existing water main including water valves, service laterals, and hydrants, except as specifically identified on the plans. Once the new systems have passed the pressure and water quality tests, transfer the existing water service laterals to the new water mains, unless the service is to be abandoned. Additional water main installation in this area, to be performed by others, must be completed prior to abandoning the existing Highland Ave water main.

View the sites prior to bidding and become familiar with existing conditions and utilities.

Please note: The soils data included in these provisions references nearby locations on Highland Ave and Walnut St located south and east of the proposed water main installation. An additional soil boring has been performed within the project limits and will be provided to the Contractor upon receipt of the geotechnical analysis.

The Water Utility Engineer for this project is Adam Wiederhoeft, PE. You can contact him by phone at: 608-266-9121 or by email at: awiederhoeft@madisonwater.org.

Service Interruption Contact Information:

In accordance with the Standard Specifications, provide at least 2-working days notice to any customers who will be affected by a planned interruption of service. The following contact information is provided for large-service customers who will or may be impacted by this water main construction.

- USDA Forest Products Laboratory
 - Michael Kaspszak (primary) – 608-231-9322 (desk) or mkaspszak@fs.fed.us
 - Robert Ramos (alternate) – 608-231-9408 (desk) 608-658-6415 (cell) or rramos@fs.fed.us
- VA Hospital Engineering Service Department
 - Jonathon Bucy, Facilities Manager – 608-280-7040
 - 608-256-1901 (general hospital)
- Best Western InnTowner Hotel
 - Joe Baldwin, General Manager – 608-233-8788
- 2550 University Ave Apartment Building
 - 608-227-2550 (M-F 12:00-5:00 PM)

SECTION 702 MATERIALS

Furnish all materials, labor and equipment necessary to complete this project except the tapping sleeves, tapping valves and tapping valve boxes. Water Utility will furnish the tapping sleeves, tapping valves, tapping valve boxes, and the crew to perform the taps.

SECTION 703 CONSTRUCTION METHODS

Perform all work in accordance with these special provisions, the City of Madison Standard Specifications, and all applicable permit conditions.

Keep all valves accessible and functioning throughout the duration of the work or directed otherwise by an authorized Water Utility representative.

All work near the WSOR railroad tracks shall be performed in accordance the WI-DOT permit to Construct, Operate and Maintain Utility Facilities on WI-DOT Railroad Property as well as in accordance to the WSOR 'Minimum Safety Requirements' specification (attached/included with these additional specifications). Note that WSOR requires at least 10 business day notice prior to working within 25-FT of the railroad tracks.

Extreme caution will be needed when excavating near underground ATC 69kV transmission pipe cable. These circuits will be energized at all times. All work near ATC underground transmission pipe cable must comply with the ATC Construction Specification (SN-2500) for excavation around ATC HPFF Pipe (attached/included with these additional specifications). Additionally, all work in these areas must be supervised by an ATC representative. Three business day prior notification is required to arrange for ATC presence on site during the construction. **Contact Doug Vosberg (608-877-7650) office, (608-438-7650) mobile.** Care must be taken during any excavation around the pipe. If it is necessary to expose the HPFF pipe cable, it must be exposed using small hand tools or vacuum excavation. The HPFF pipe cable must be inspected for defects in the coating while it is exposed. See Bid Item 90160 – Thermal Slurry Backfill for backfill requirements in these areas.

Service lateral cut-in connections less than 20-FT in length may be disinfected by swabbing procedures in accordance to Section 703.10 of the Standard Specifications (Section 704.6(5)).

Any concrete or asphalt pavement saw-cutting and/or removal necessary to accommodate the water main replacement work (beyond what is already designated in the existing Contract) is considered to be incidental to this water main replacement work.

BID ITEM 10703 TRAFFIC CONTROL FOR WATER MAIN INSTALLATION

In addition to the Standard Specifications, Bid Item 10703 - Traffic Control for Water Main Installation includes all expenses related to preparing, furnishing materials/equipment and any related incidentals necessary to temporarily adjust or extend the existing Traffic Control Plan for Contract 7009 – University Relief Storm Sewer Phase 4 necessary to accommodate the water main replacement on Highland Ave. Any proposed modifications to the existing Traffic Control Plan must be reviewed and authorized by the City Traffic Engineer prior to implementation and University of Wisconsin Traffic Engineer must be notified regarding any proposed traffic control modifications.

This bid item also includes any expenses related to providing a detour route at all times the water main installation interferes with or prohibits safely using the existing Highland Ave bike/pedestrian path crossing located north of the railroad tracks.

BID ITEM 50225 UTILITY TRENCH PATCH TYPE III

In addition to the Standard Specifications, Bid Item 10703 – Utility Trench Patch Type III includes all necessary bike path restoration to accommodate the water main construction. The areas in Highland Ave located in the bike path crossing shall be repaired by Type III trench patch, whereas all other areas in Highland Ave will require Type IV patches.

BID ITEM 70407 FURNISH AND INSTALL HYDRANT

The proposed hydrant installation near STA: 44+30, 30-FT RT is in conflict with an existing sign post for the bike path crossing. In addition to the Standard Specifications, Bid Item 70407 – Furnish and Install Hydrant includes removing and reinstalling the existing sign post in the same general vicinity in order to accommodate the hydrant and water main construction in this area.

Due to the depth of the proposed water main at this location, a hydrant extension may be required otherwise 6-IN vertical bends may be used to bring the hydrant to the appropriate bury depth.

BID ITEM 90160 THERMAL SLURRY BACKFILL


This work shall consist of replacing disturbed thermal backfill material at ATC 69kV HPFF Pipe Cable. This item includes but is not necessarily limited to; all materials, equipment, labor, select fill and incidentals necessary to complete the work. All specifications of materials, construction methods, method of measurement, and basis of payment shall be consistent with approved material as defined in ATC Construction Specification SN-2500 (attached/included with these additional specifications).

BID ITEM 90161 REMOVE CURB & GUTTER & REPLACE WITH TEMPORARY CURB & GUTTER

This item includes, as necessary, all labor, incidentals, equipment and materials for removing existing curb & gutter and replacing with a temporary asphalt curb & gutter. This item is only applicable to curb & gutter removals located north of the railroad crossing on Highland Ave. Curb & gutter removal/replacement south of the railroad crossing is covered under Bid Item 40382.

WATER UTILITY GENERAL NOTES FOR SPECIFIC WORK:

- WN1 Replace the existing lead service with a new copper service.
- WN2 Extend and reconnect the existing copper service to the new water main.
- WN3 Existing service to be abandoned when water main is cut-off.
- WN4 Disconnect service from the old water main and reconnect the existing copper water service lateral to the new water main.
- WN5 Relocate the existing fire hydrant.
- WN6 Abandon water valve access structure.
- WN7 Furnish and install the new top section for the water access structure.
- WN8 Abandon the valve box.
- WN9 Furnish the ditch, compaction and all materials and labor for the installation of new service lateral.
- WN10 Remove and salvage existing hydrant.
- WN11 Replace the existing copper service with a new copper service.



Wisconsin & Southern Railroad Co.

1890 E. Johnson Street

Madison, Wisconsin 53704

Phone 608-243-9101 Fax 608-243-9225 Web Site www.wsorrailroad.com

Minimum Safety Requirements

Safety of personnel, property, rail operations, and the public is a paramount importance in the prosecution of the work pursuant to this agreement. As reinforcement and in furtherance of overall safety measures to be observed (and not by way of limitation), the following special safety rules shall be followed.

The following safety instructions are contained in all miscellaneous work contracts, work or service contracts, major construction project contracts and any and all other non-railroad person(s) or entity entering railroad property.

A distance of 25 feet from track must be maintained unless the contact necessitates working in close proximity to the track. When doing so, you, your employees and equipment must first have authorization of the Wisconsin & Southern Railroad Co. When so authorized where work is in close proximity to tracks, a Wisconsin & Southern Railroad Co. flagman must be present. Notification of at least 10 business days prior to entrance is required. Current flagging rates will apply and be prebilled.

Contacts:

Northern Division – Matt Meekma – 414-750-2363

Southern Division – Todd Mulrooney – 414-750-6444

Central Division – Roger Schaalma – 414-750-3702

All individual(s) entering the railroad right of way must be familiar with procedures to clear men and equipment from the track area for approaching trains. In addition, the following safety procedures shall be adhered to by all of your employees:

1. Always be on the alert for moving equipment while working near any railroad tracks or facilities.
2. Do not step or walk on the top of the rail, frog switches, guard rails, or other track components.
3. In passing around the ends of standing cars, engines, railroad machinery, and other on-track equipment, leave at least one rail car length (50 feet) between yourself and the end of the equipment.
4. Avoid walking or standing on the tracks at any time.
5. When it is necessary to walk or work on track, always keep a sharp lookout in both directions for approaching trains.
6. Before stepping or crossing tracks, look in both directions first. The same is true when walking around machinery and equipment on and about tracks.
7. Do not sit on, lie under, or cross between cars except as required in performance of your duty, and only when track and equipment are under proper protection.
8. In multiple track territory, do not stand on one track while a train is passing on another.

- A. All individual(s) entering the railroad right of way shall keep the job site free from safety and health hazards and ensure that its employees are competent and completely trained in all safety and health aspects of the job. Any individual(s) entering the railroad right of way shall have proper first-aid supplies available on the job site so that prompt first-aid services can be provided to any person that may be injured on the job site. Any individual(s) entering the railroad right of way shall promptly notify the Wisconsin & Southern Railroad Co. (WSOR) of any OSHA reportable injuries occurring to any person that may arise during the work performed on the job site. Any individual(s) entering the railroad right of way shall have a non-delegable duty to control its employees, while they are on the job site or any other property of the railroad, to be certain they do not use, be under the influence of, or have in their possession any alcoholic beverage or illegally obtained drug, narcotic, or other substance.
- B. Any individual(s) entering the railroad right of way shall be suitably dressed to perform their duties safely and in a manner that will not interfere with their vision, hearing, or free use of their hands and feet. Only waist length shirts with sleeves and pants that cover the entire leg shall be worn. If flare legged pants are worn, the pant bottoms must be tied to prevent catching. The employees shall wear sturdy and protective footwear. Any individual(s) entering the railroad right of way shall not wear boots, (other than work boots), sandals, canvas type shoes, or other shoes that have thin soles or heels that are higher than normal. In addition, any individual(s) entering the railroad right of way shall require its employees to wear personal protective equipment as specified by Wisconsin & Southern Railroad Co. rules, regulations or railroad officials overlooking the work at the job site. In particular, the protective equipment to be worn shall be:
- 1) Protective headgear that meets American National Standard Z89.1 – latest revision. It is suggested that all hard hats be affixed with Contractor's or subcontractor's company logo or name.
 - 2) Eye protection that meets American National Standard for occupational and educational eye and face protection, Z87.1 – latest revision. Additional eye protection must be provided to meet specific job situations such as welding, grinding, burning, etc; and
 - 3) Hearing protection, which affords enough attention to give protection from noise levels that, will be occurring on the job site.
- C. All heavy equipment provided or leased by any individual(s) entering the railroad right of way shall be equipped with audible backup warning devices.
- D. If in the opinion of the WSOR Representative if any individual(s) entering the railroad right of way or any of its subcontractor's equipment is unsafe for use on the railroad right-of-way, at the request of the Railroad Representative, such equipment shall be removed from the Railroad's right-of-way.
- E. If the Railroad Representative has given any individual(s) entering the railroad right of way permission to use certain equipment on any trackage at the job site, any individual(s) entering the railroad right of way shall ensure that each and all of its employees responsible for operating any motive power including, without limitation, any hy-rail equipment (such equipment hereafter being referred to as "Motive Power") on any trackage of Railroad will be trained to know and understand, and comply with Railroad's operating rules applicable to the operation and use of such Motive Power.

In the event any individual(s) entering the railroad right of way and/or their employees use any such Motive Power to remove any rail cars or other railbound equipment equipped with air brakes, Contractor shall further ensure that the employees are trained to know and understand and will comply with Railroad's rule for handling such Motive Power, cars and equipment, and that Contractor's employees perform all required tests of the operating systems of any Motive power, cars and other equipment before and after movement. All individual(s) acknowledge receipt of Railroad's applicable rules governing:

- Operation and use of Motive power, cars and other equipment, and the movement of such Motive Powers, cars and equipment by rail and
- Operation and use of any hy-rail vehicles off rail


	<h1>Specification</h1>	Department:	Asset Management
		Document No:	SN-2500 v02
Title: EXCAVATION AROUND CABLE PIPE	Issue Date:	06-24-2009	
	Previous Date:	11-24-2003	

Table of Contents

1	General	2
1.1	Description	2
2	Execution	2
2.1	Excavation.....	2
3	Product.....	2
3.1	Thermal Backfill.....	2
3.1.1	FTB (Fluidized Thermal Backfill) Mix Design	2
3.2	Compacted Rock Backfill	3
4	Backfilling	3
4.1	Backfill Under The Cable Pipe	3
4.2	Backfill Around The Cable Pipe	3
4.3	Backfill Over The Cable Pipe	3
5	Restoration.....	4
6	Handling	4
7	Inspection.....	4
8	Repair.....	4
9	Appendices	5
10	Definitions	5
11	References	5
11.1	Codes and Standards	5
11.2	Standards Organization Names	5
12	Revision Information	5

Approved By: <div style="text-align: center; margin-top: 5px;">Andrew Dolan</div> <small>Signed original on file</small>	Author: <div style="text-align: center; margin-top: 5px;">Brian Black / Pat Ellifson</div>
--	--

CAUTION: Any paper or filed copy of this document should be verified against the record version on an ATC on-line system.

1 GENERAL

1.1 Description

This specification outlines the work required to protect American Transmission Company (ATC) electrical transmission cable pipe during excavation. Work includes temporary support of cable pipe during excavation, inspection and testing of protective coating prior to backfilling and backfilling around cable pipe.

2 EXECUTION

2.1 Excavation

Mechanical equipment shall not be used within two feet of the cable pipe. Non-pointed hand tools shall be utilized to dig around the cable pipe. Special care shall be taken to prevent damage to the pipe and the pipe coating when excavating around the cable pipe.

At no time during excavation shall the cable pipe be unsupported for a length greater than 8 feet. If the unsupported length is to exceed 8 feet the Contractor shall provide a cable pipe support system as shown on the attached detail Figure 1 - Temp Support & Backfill 138kV Cable Pipe During Excavation (ER-10-000023-001). Prior to construction, the Contractor shall submit the calculations for their support system and documentation to support the selection of the wide flange used to ATC for review.

Contractor shall notify ATC 5 working days prior to any the start of excavation. Excavation around the cable pipe shall not be allowed without an ATC representative on site to witness the excavation.

After the excavation is complete, the pipe coating shall be inspected by ATC, or a designated representative, to determine if any damage to the coating occurred during the excavation process.

NOTE: Existing cable pipe may have been embedded within thermal sand backfill when the line was originally constructed. Thermal sand is now an obsolete material. Fluidized Thermal Backfill shall be used to backfill all newly exposed cable pipe and is described in Section 3.

3 PRODUCT

3.1 Thermal Backfill

3.1.1 FTB (Fluidized Thermal Backfill) Mix Design

<u>Component Material</u>	<u>Weight (lb/cu.yd.)</u>
<i>Medium Aggregate (3/8" pea gravel)</i>	1870
Concrete Sand – 4110 (ASTM C-33)	1570
Fly ash Class "C"	240
Cement (Portland Type 1)	30
Water	320
Compressive Strength (28 days)	200 psi

NOTE: DO NOT USE ANY AIR ENTRAINING AGENT.

3.2 Compacted Rock Backfill

Compacted rock backfill shall comply with 1-1/4-inch gradation requirements specified in Section 305, paragraph 305.2.2.1 "General" of the 2003 WisDOT Standard Specifications.

4 BACKFILLING

4.1 Backfill Under The Cable Pipe

The backfill material shall be a graded crushed rock or a granular earth material. The rock backfill shall be free draining, well graded, granular material free of silt, shale clay or other unsuitable material conforming to WisDOT Section 305 or an ATC approved equivalent satisfying the requirements of the compacted rock backfill specified in Section 3.2. The earth backfill material shall not contain wood, grass, roots, broken concrete, stones, trash, or debris of any kind. The excavated material shall not be used for backfilling.

The backfill shall be deposited in layers no greater than 12 inches. The material shall be placed at optimum moisture content as determined by ASTM D698. Each layer of backfill shall be compacted by mechanical or hand tamping and compacted to at least 95 percent of the maximum dry density. Compaction of structure backfill by inundation with water shall not be permitted.

No backfill shall be deposited or compacted in water.

Fluidized Thermal backfill may also be used instead of the crushed rock or granular earth material.

4.2 Backfill Around The Cable Pipe

Prior to backfilling around the cable pipe, the pipe coating is to be inspected per Section 7 and repaired if necessary per Section 8.

If the exposed pipe is greater than 8 feet in length, the supporting straps shall be kept in place during the backfilling.

Place thermal backfill under, next to and over the cable pipe to the minimum dimensions per Section C on Figure 1 - Temp Support & Backfill 138kV Cable Pipe During Excavation (ER-10-000023-001). Additional thermal backfill may be required by ATC to compensate for other heat sources that are installed in proximity to the cable pipe.

After the Fluidized Thermal Backfill has setup, the supporting straps shall be cutoff and the support beam removed.

After backfilling around the cable pipe, the pipe coating shall be inspected again per Section 7, if any problems are found, the cable pipe shall be re-excavated and repaired per Section 8.

4.3 Backfill Over The Cable Pipe

The backfill material within road right-of-way shall be ¾" graded crushed gravel or what is specified by the municipality in the excavation permit. The backfill outside of road right-of-way shall be a granular earth backfill. The earth backfill material shall not contain wood, grass, roots, broken concrete, stones, trash, or debris of any kind. The excavated material shall not be used for backfilling.

The backfill shall be deposited in layers no greater than 12 inches. The material shall be placed at optimum moisture content as determined by ASTM D698. Each layer of backfill shall be compacted by mechanical or hand tamping and compacted to at least 95 percent of the maximum dry density. Compaction of structure backfill by inundation with water will not be permitted.

The Fluidized Thermal backfill may also be used instead of the granular earth backfill.

No backfill shall be deposited or compacted in water.

A strip of 6" wide red warning tape shall be added in this section of backfill, 6 inches above the thermal backfill.

5 RESTORATION

Excavations on private property shall be restored to their original condition. Lawns shall be replaced with sod similar to and equal or better in quality to the sod removed. A minimum of 2 inches of topsoil shall be installed beneath the sod.

The methods of replacing pavement or asphalt in streets shall meet the requirements of the municipality that the road is in.

Sidewalk replacement shall meet the requirements of the municipality that the sidewalk is in.

6 HANDLING

Handling and supporting of the pipe sections shall be done with reinforced fabric slings, having a minimum bearing width of 10 inches as shown in Figure 1 - Temp Support & Backfill 138kV Cable Pipe During Excavation (ER-10-000023-001). The cable pipe shall remain in its present horizontal and vertical position. No pipe deflection shall be allowed.

7 INSPECTION

Prior to backfilling around the pipe, the coating of the pipe shall be inspected and tested by ATC, or a designated representative, for holidays with a holiday detector designed for this type of application.

Personnel with previous test experience shall conduct tests.

The holiday detector shall provide a peak test potential of 15kV, and the output voltage of the detector shall be checked by a crest voltmeter at the beginning of each test period and at any time ATC requests.

The electrode for applying the test potential to the coating shall be a rolling spring that completely and snugly encircles the coated pipe. Tests shall only be made when the surface of the coating is absolutely dry.

Pipe sections found to have coating punctures or surface irregularities, which reduce the coating thickness shall be repaired by ATC as detailed under Section 8, Repair. Such repaired sections shall be retested prior to backfilling the trench.

After the cable pipe has been backfilled, a coating resistance test shall be performed by ATC or a designated representative. If the test fails the cable pipe shall be exposed, coating damage located and repaired, and then backfilled again. The same coating resistance test shall be performed again to ensure the coating resistance meets requirements.

8 REPAIR

Minor coating defects for all buried pipes shall be repaired and tested as follows by ATC designated representatives:

Remove all loose and un-bonded coating within 1 inch of the fault.

Restore the exposed pipe surface to the original degree of cleanliness provided by the factory.

Apply a heat shrinkable wraparound pipe sleeve that is long enough to overlap the pipe coating 6 inches minimum on each side of the defect. The sleeve shall be applied in accordance with the sleeve manufacturer's installation instructions for pipe repairs on the land portion of the project.

Retest all field repairs with a holiday detector.

9 APPENDICES

None

10 DEFINITIONS

1. **Cable pipe:** A pipe containing three cables energized at 69,000 - 138,000 volts filled with an insulating dielectric fluid pressurized at 200 psi. The outside of the pipe is coated with a protective coating to protect the pipe from corrosion. The coating can vary in color depending on the type. Nominal cable pipe sizes may be 5", 6" or 8".
2. **Thermal backfill:** A special backfill that more effectively dissipates heat than normal soils. The backfill should be the FTB (Fluidized Thermal Backfill) mix as specified in Section 3.1. It is placed around the cable pipe per Section C of Figure 1 - Temp Support & Backfill 138kV Cable Pipe During Excavation (ER-10-000023-001) to dissipate heat that builds up in the cables. If the heat is not dissipated effectively, the cables will not meet their original design performance and can fail due to overheating.

11 REFERENCES

11.1 Codes and Standards

The work performed and materials supplied under this specification shall conform to the requirements specified herein and to the latest revisions of the applicable standards listed below.

1. ASTM D698, Standard Test Method For Laboratory Compaction Characteristics Of Soil Using Standard Effort
2. WisDOT Section 305, Dense Graded Base; Standard Specifications For Highway And Structure Construction 2003 Edition

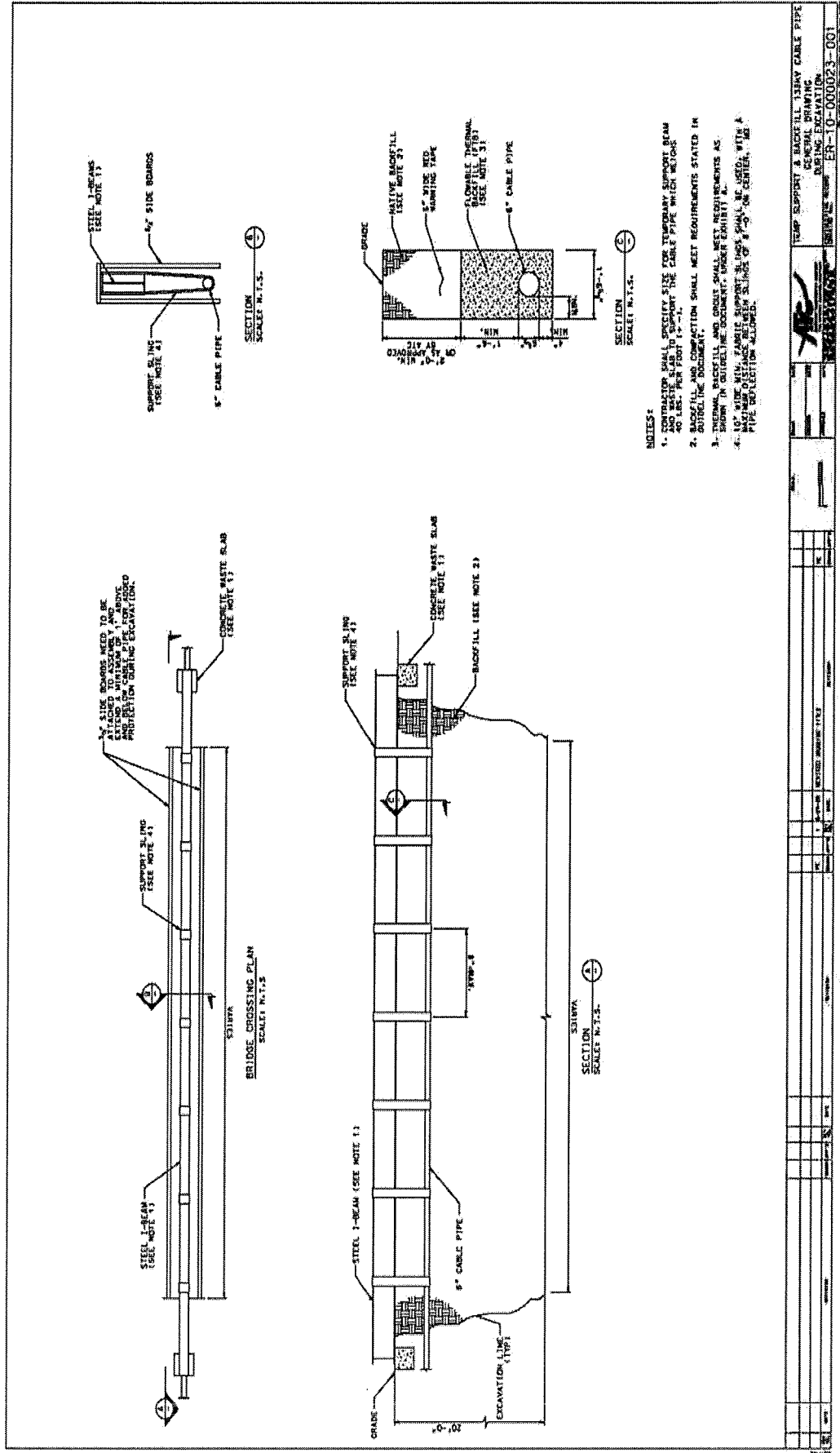
11.2 Standards Organization Names

1. ASTM – American Society for Testing and Materials
2. WisDOT – State of Wisconsin Department of Transportation

12 REVISION INFORMATION

Version	Author	Date	Section	Description
01	B. Black	11-24-2003		New Procedure
02	P. Ellifson	06-24-2009	All	Revised document format
			2.1	Added note
			Figure 1	Changed drawing title

Figure 1 - Temp Support & Backfill 138kV Cable Pipe During Excavation (ER-10-000023-001)



CAUTION: Any paper or filed copy of this document should be verified against the record version on an ATC on-line system.

SOILS DATA



Construction • Geotechnical
Consulting Engineering/Testing

January 5, 2011
C10041-42

Mr. Greg Fries, P.E.
City of Madison Engineering Division
Room 115, City-County Building
210 Martin Luther King Jr. Blvd.
Madison, WI 53703

Re: Geotechnical Exploration
Campus Drive Storm Sewer Project
Madison, Wisconsin

Dear Mr. Fries:

Construction • Geotechnical Consultants, Inc. (CGC) has completed our geotechnical exploration program for the project referenced above. The purpose of this exploration was to evaluate the subsurface conditions within the proposed utility construction area and to provide geotechnical recommendations relative to construction.

PROJECT DESCRIPTION

We understand that the project will involve the construction of a storm sewer utility line along the south side of the Campus Drive embankment. The line is proposed to begin to the west of Highland Avenue (including a leg within in Highland Avenue beginning at Old University Avenue) and proceed eastward along Campus Drive to the west of Walnut Street, at which point it will intersect with the Willow Creek storm sewer. Pipe invert grades are anticipated to be less than 15 ft below grade to the west of Walnut Street, and approaching 20 ft below grade within the embankment to the east of Walnut Street. We anticipate construction methods will involve open trenching and possibly directional drilling to the east of Walnut Street.

SUBSURFACE CONDITIONS

The subsurface conditions were explored by drilling two Standard Penetration Test (SPT) borings to depths of 20 ft below existing site grades near the proposed Highland Avenue and Walnut Street structures. A third boring was proposed near the planned intersection of the new line and existing Willow Creek sewer, but was deemed unnecessary as information at that location was recovered during the 2003 "Willow Creek Storm Sewer" exploration (CGC Project No. C03040-22). Note the boring log from said project has been redesignated B1 (previously B-4) and included along with the current findings in this report. The boring depths for B2 and B3 were selected by drilling at least 10 ft below the planned invert depths at the structures on Highland Avenue and Walnut Street. The boring depth at B1 was selected by Strand Associates. The intent of the borings was to extend

Mr. Greg Fries, P.E.
City of Madison Engineering Division
January 5, 2010
Page 2

below pipe invert grades to evaluate soil and groundwater conditions, as well as to determine whether bedrock was present. The soil borings were conducted by Badger State Drilling (under subcontract to CGC) on December 20, 2010 (B2 and B3) or on July 21, 2003 (B1). The borings were drilled using truck-mounted drill rigs equipped with hollow stem and/or flight augers. The soil samples were obtained at 2.5 ft intervals in the upper 10 ft and 5 ft intervals thereafter following standard penetration test (SPT) procedures per ASTM D1586.

The boring locations are shown on Soil Boring Location Plans in Appendix A. The locations were selected by City personnel as well as Strand Associates and field located by CGC personnel. Elevations at B2 and B3 were determined using assumed data as requested. An elevation at B1 was determined by others at a time after the submission of the Willow Creek report.

The subsurface profile is quite variable from one boring location to the next. Basically the upper portions of each boring are dominated by fill/possible fill to depths as shallow as 3.5 ft in B-2 to as great as 11 ft in B-1. The fill varies in density and compaction. Sands and clays make up the majority of the fill. In general, stiff clays atop medium dense to very dense natural sands underlie the fill/possible fill. The sands contain varying percentages of silt, clay and gravel. Although not noted in the borings, scattered cobbles/boulders could also be present. Please note that at B2; 6 in. of asphalt pavement over 6 in. of base course were present while at B3; 9.5 in. of concrete pavement over 6 in. of base course were present. As exceptions, a very stiff clay layer was noted in B2 and no sands were encountered beneath the fill in B3.

Groundwater was only encountered approximately 13 ft below ground surface at B2. Note that groundwater levels are expected to fluctuate based on seasonal variations in precipitation, infiltration, nearby lake/stream stages etc. A more detailed description of the site soil and groundwater conditions is presented in the boring logs contained in Appendix A.

DISCUSSION AND RECOMMENDATIONS

Our recommendations concerning the geotechnical aspects of pavement/utility construction and filling activities are presented in the following subsections. General recommendations, limitations and other important information regarding this report are presented in Appendix B.

1. Pavement Design

In our opinion, the fill materials encountered beneath the base course are generally satisfactory for proposed roadway support. If areas of soft clays are encountered (such as where pocket penetrometer values are near 1 tsf or less), they may need to be undercut/removed and replaced with granular fill or additional base course. Furthermore, significant construction traffic could destabilize the existing materials and increase the potential for undercuts. Granular materials

Mr. Greg Fries, P.E.
City of Madison Engineering Division
January 5, 2011
Page 3

should be thoroughly compacted before the placement of additional fill and/or base course. Any pockets of excessively organic topsoil should also be removed. Standard earthwork-related techniques that should be used during roadway construction include:

- Proof-rolling of the exposed subgrades;
- Undercutting and/or stabilization in soft areas; and
- Compaction control of fill/backfill materials (if any).

Clays will control the pavement design, as we anticipate that the pavement subgrades will generally consist of fill materials containing clay. The following *generalized* parameters should be used to develop the design pavement section (which should be considered conservative in sandy areas):

TABLE 1

AASHTO classification	A-6
Frost group index	F-3
Design group index	14
Soil support value	4.0
Subgrade modulus, k (pci)	125
Estimated percent shrinkage	20 - 30
Estimated CBR value	5

Assuming the roadways are designated arterial and/or local business streets, we estimate the design daily ESALs (18,000 pound Equivalent Single Axle Loads) may range between 51 to 275 ESALs. A typical pavement design per WDOT Standard Specifications should meet E-3 requirements. For concrete pavement, a design subgrade modulus of 125 pci remains applicable. Greater truck and/or bus volumes could result in thicker pavements pending traffic counts. Special measures regarding drainage below the pavements do not appear necessary at this time due to the lack of near-surface groundwater.

Mr. Greg Fries, P.E.
City of Madison Engineering Division
January 5, 2011
Page 4

2. Utility Construction

Based on the available soil and groundwater information, it appears that storm sewer construction can proceed using traditional open cut methods where possible. Directional drilling or pipe jacking is also feasible. The method selected should be compatible with the ability to dewater the site and the possible removal of boulders or bedrock. Dewatering may be required. It is expected that a trench shield and/or internal bracing will be used for the anticipated excavations. The following are our recommendations regarding trench excavation, dewatering, and backfilling:

- Excavation: Open cuts should be sloped and/or braced in accordance with OSHA Guidelines. Slopes of 1H:1V or flatter through the on-site fill and natural soils are expected to be at least temporarily stable. Temporary bracing should be designed by a registered professional engineer.
- Rock Removal: Special provisions for rock excavation do not appear necessary because bedrock was not encountered at any of the boring locations. Nonetheless, a unit rate cost should be established for rock removal using chiseling, etc., in the event that bedrock extends above pipe grades. Note that spoon/auger refusal occurred in two of the four borings performed for the 2003 "Willow Creek Storm Sewer" project.
- Dewatering: Based on observations made during the field investigation, dewatering could be necessary during excavations. Drawdowns of 1 to 2 ft can be accomplished using pumps operating from filtered sump pits. Greater drawdowns will require the use of well points, etc. Note that dewatering of silty sand soils (i.e., those designated "SM" on the boring logs) will be very slow and difficult.
- Pipe Support: If a utility alignment coincides with soft/loose conditions (such as those encountered within the clays at B3), we recommend that increased bedding thicknesses, possibly underlain by a geotextile, be considered. Any significantly organic soils should be removed/replaced with additional bedding from beneath all utilities.

3. Backfilling

Excavation backfilling may proceed using the following guidelines:

- A. Within public right of ways, we recommend that only granular materials be used as backfill per standard City of Madison requirements. Importation of sands will likely be necessary. Outside of roadway areas, both clayey and sandy excavation spoils may be used to backfill the utility trenches above the pipe and associated

Mr. Greg Fries, P.E.
City of Madison Engineering Division
January 5, 2011
Page 5

granular bedding material. However, we recommend that granular soils be used as backfill because they are relatively easy to place and compact in most weather conditions. The clayey soils of the site will require some moisture conditioning prior to placement and compaction, which could delay construction progress.

- B. Backfill material should be placed in accordance with recommendations presented in Appendix C of this report.

CONSTRUCTION CONSIDERATIONS

Due to variations in weather, construction methods and other factors, specific construction problems are difficult to predict. Soil related difficulties which could be encountered on the site are discussed below:

- Earthwork construction during the early spring or late fall could be complicated as the result of wet weather and freezing temperatures. Improvements should be performed during "dry" weather, if possible.
- During cold weather, exposed soils should be protected from freezing during construction. Fill should never be placed while frozen or on frozen ground.
- *Cobbles/boulders could be encountered during directional drilling that may hinder progress.*
- Care must be taken to not undermine the existing railroad embankment, roadways, buildings, etc. Underpinning/shoring may be necessary to accomplish this purpose.

RECOMMENDED CONSTRUCTION MONITORING

To check that construction proceeds in accordance with our recommendations, the following operations should be monitored by qualified individuals:

- Backfill placement and compaction during utility construction.



Mr. Greg Fries, P.E.
City of Madison Engineering Division
January 5, 2011
Page 6

It has been a pleasure to serve you on this project. If you have any questions or need additional consultation, please contact us.

Sincerely,

CGC, INC.


Michael N. Schultz, P.E.
Principal/Consulting Professional

Encl: Appendix A - Soil Boring Location Plans (2)
 Logs of Test Borings (3)
 Log of Test Boring-General Notes
 Unified Soil Classification System
 Appendix B - Document Qualifications
 Appendix C - Recommended Compacted Fill Specifications

cc: Ms. Janet Pien (pdf only)

APPENDIX A

**SOIL BORING LOCATION PLANS (2)
LOGS OF TEST BORINGS (3)
LOG OF TEST BORING-GENERAL NOTES
UNIFIED SOIL CLASSIFICATION SYSTEM**



Legend

■ Denotes Boring Location (approximate)



Notes

1. Soil borings performed by Badger State Drilling in November 2010 (B2 and B3) or July 2003 (B1)
2. Page 2 of 2

SOIL BORING LOCATION MAP
 Campus Drive Storm Sewer
 Madison, Wisconsin




APPD: MNS

Date: 12/10

C10041-42

DWN: -



Legend

Denotes Boring Location (approximate)



Notes

1. Soil borings performed by Badger State Drilling in November 2010 (B2 and B3) or July 2003 (B1)
2. Page 1 of 2

SOIL BORING LOCATION MAP
 Campus Drive Storm Sewer
 Madison, Wisconsin

CCC, Inc.

DWN: -	APP'D: MNS	Date: 12/10	CI10041-42
--------	------------	-------------	------------



LOG OF TEST BORING

Project Campus Drive Storm Sewer (Willow Creek)
Campus Drive and Walnut Street
 Location Madison, WI

Boring No. 1 (4)
 Surface Elevation (ft)
 Job No. C10041-42 (C03040-22)
 Sheet 1 of 1

2921 Perry Street, Madison, WI 53713 (608) 288-4100, FAX (608) 288-7887

SAMPLE					VISUAL CLASSIFICATION and Remarks	SOIL PROPERTIES				
No.	Rec (in.)	Moist	N	Depth (ft)		qu (qs) (tsf)	W	LL	PL	LI
1	16	M	12	5	FILL: Intermixed Sand, Clay, Silt and Gravel, Concrete Slab Noted at 6 ft to 6.7 ft±					
2	18	M	12							
3	0	M	100/0							
4	18	M	19	10	Stiff, Dark Gray to Black Lean CLAY (CL) (Possible Buried Topsoil in Upper Portion)					
5	8	M	19	15						
					Medium Dense, Gray to Brown Fine to Medium SAND, Some Silt and Gravel (SM)					
6	18	M	17	20						
					Dense to Very Dense, Brown to Gray-Brown Fine to Medium SAND, Some Silt and Gravel (SM) Scattered Clayey Sand Seams					
7	18	M	52	25						
					End Boring at 30 ft Borehole backfilled with bentonite chips					
8	14	M	69	30						
				35						

WATER LEVEL OBSERVATIONS	GENERAL NOTES
While Drilling <input checked="" type="checkbox"/> NW Upon Completion of Drilling _____ Time After Drilling _____ Depth to Water _____ Depth to Cave in _____	Start <u>7/20/03</u> End <u>7/20/03</u> Driller <u>Badger</u> Chief <u>JT</u> Rig <u>B-59</u> Logger <u>JT</u> Editor <u>MNS</u> Drill Method <u>4 1/4" HSA</u>
The stratification lines represent the approximate boundary between soil types and the transition may be gradual.	



LOG OF TEST BORING

Project Campus Drive Storm Sewer
Walnut: 255'N of Old University, 19'W of CL
 Location Madison, WI

Boring No. 2
 Surface Elevation (ft) 96.5**
 Job No. C10041-42
 Sheet 1 of 1

2923 Perry Street, Madison, WI 53713 (608) 288-4100, FAX (608) 288-7887

SAMPLE					VISUAL CLASSIFICATION and Remarks	SOIL PROPERTIES				
No.	Rec (in.)	Moist	N	Depth (ft)		qu (qa) (tsf)	W	LL	PL	LI
					6 in. Asphalt Pavement, 6 in. Base Course					
1	2	M	50/2" *		FILL: Brown Sand with Silt, Clay and Gravel					
2	12	M	15	5	Stiff, Brown-Gray Mottled Lean CLAY, Trace Fine Sand (CL)	(1.5)				
3	18	M	44		Dense, Brown Silty Fine SAND (SM)					
4	18	M	18	10	Medium Dense, Light Brown Silty Fine SAND (SM)					
					Medium Dense, Brown Fine to Medium SAND, Some Silt and Gravel (SM)					
5X 5	18	M/W	27	15	Very Stiff, Brown Silty Lean CLAY (CL)	(2.5)				
6	10	W	11	20	Medium Dense, Brown Silty Fine to Medium SAND (SM)					
					End Boring at 20 ft Borehole backfilled with bentonite chips *Sample 1 frozen **Elevation determined using an assumed datum of 100.0 ft referencing the top nut of a hydrant situated along the east side of Walnut approximately 250'N of Old University					

WATER LEVEL OBSERVATIONS

While Drilling ∇ 13.0 Upon Completion of Drilling 13'
 Time After Drilling 15 min.
 Depth to Water 13.7 ∇
 Depth to Cave in _____

GENERAL NOTES

Start 12/20/10 End 12/20/10
 Driller Badger Chief KD Rig CME-55
 Logger DC Editor ESF
 Drill Method 4 1/4" FA

The stratification lines represent the approximate boundary between _____ and the transition may be gradual.



LOG OF TEST BORING

Project Campus Drive Storm Sewer
 Highland: 200'N of Old University, 8'E of CL
 Location Madison, WI

Boring No. 3
 Surface Elevation (ft) 99.5**
 Job No. C10041-42
 Sheet 1 of 1

2921 Perry Street, Madison, WI 53713 (608) 288-4100, FAX (608) 288-7887

SAMPLE					VISUAL CLASSIFICATION and Remarks	SOIL PROPERTIES				
No.	Rec (in.)	Moist.	N	Depth (ft)		qu (qa) (tsf)	w	Lh	Pl	LI
				0	X	9.5 in. Concrete Pavement/6 in. Base Course				
1	3	M	50/3*	1	X	FILL: Brown Sand with Silt, Clay and Gravel				
2	16	M	11	5	X	Medium Stiff to Stiff, Brown Mottled Lean CLAY (CL) (Possible Fill to 5 ft)				
3	9	M	7	7	X	(1.5)				
4	16	M	8	9	X	Soft to Medium Stiff Near 9 ft				
5	18	M/W	10	10	X	(0.5)				
				15	X	Stiff, Light Brown Lean CLAY (CL)				
6	18	W	14	20	X	(1.5)				
				20	X	Very Stiff Gray Lean CLAY (CL)				
				25	X	(2.75)				
					20	End Boring at 20 ft Borehole backfilled with bentonite chips *Sample 1 frozen (estimated to 1.5 ft) **Elevation determined using an assumed datum of 100.0 ft referencing the top nut of a hydrant situated at the southeast corner of the intersection of Old University and Highland				

WATER LEVEL OBSERVATIONS

While Drilling NW Upon Completion of Drilling NW
 Time After Drilling _____
 Depth to Water _____
 Depth to Cave in _____

GENERAL NOTES

Start 12/20/10 End 12/20/10
 Driller Badger Chief KD Rig CME-55
 Logger DC Editor ESF
 Drill Method 4 1/4" FA

The stratification lines represent the approximate boundary between soil types and the transition may be gradual.

LOG OF TEST BORING
General Notes

Descriptive Soil Classification

GRAIN SIZE TERMINOLOGY

Soil Fraction	Particle Size	U.S. Standard Sieve Size
Boulders	Larger than 12"	Larger than 12"
Cobbles	3" to 12"	3" to 12"
Gravel: Coarse	3/4" to 3"	3/4" to 3"
Fine	4.76 mm to 3/4"	#4 to 3/4"
Sand: Coarse	2.00 mm to 4.76 mm	#10 to #4
Medium	0.42 to mm to 2.00 mm	#40 to #10
Fine	0.074 mm to 0.42 mm	#200 to #40
Silt	0.005 mm to 0.074 mm	Smaller than #200
Clay	Smaller than 0.005 mm	Smaller than #200

Plasticity characteristics differentiate between silt and clay.

GENERAL TERMINOLOGY

Physical Characteristics
Color, moisture, grain shape, fineness, etc.

Major Constituents
Clay, silt, sand, gravel

Structure
Laminated, varved, fibrous, stratified, cemented, fissured, etc.

Geologic Origin
Glacial, alluvial, eolian, residual, etc.

RELATIVE DENSITY

Term	"N" Value
Very Loose	0-4
Loose	4-10
Medium Dense	10-30
Dense	30-50
Very Dense	Over 50

RELATIVE PROPORTIONS OF OF COHESIONLESS SOILS

Proportional Term	Defining Range by Percentage of Weight
Trace	0%-5%
Little	5%-12%
Some	12%-35%
And	35%-50%

CONSISTENCY

Term	q _r tons/sq. ft.
Very Soft	0.0 to 0.25
Soft	0.25 to 0.50
Medium	0.50 to 1.0
Stiff	1.0 to 2.0
Very Stiff	2.0 to 4.0
Hard	Over 4.0

ORGANIC CONTENT BY COMBUSTION METHOD

Soil Description	Loss on Ignition
Non Organic	Less than 4%
Organic Silt/Clay	4-12%
Sedimentary Peat	12-50%
Fibrous and Woody Peat	More than 50%

PLASTICITY

Term	Plastic Index
None to Slight	0-4
Slight	5-7
Medium	8-22
High to Very High	Over 22

The penetration resistance, N, is the summation of the number of blows required to effect two successive 6" penetrations of the 2" split-barrel sampler. The sampler is driven with a 140 lb. weight falling 30" and is seated to a depth of 6" before commencing the standard penetration test.

SYMBOLS

DRILLING AND SAMPLING

- CS--Continuous Sampling
- RC--Rock Coring: Size AW, BW, NW, 2"W
- RQD--Rock Quality Designator
- RB--Rock Bit
- FT--Fish Tail
- DC--Drove Casing
- C--Casing: Size 2 1/2', NW, 4", HW
- CW--Clear Water
- DM--Drilling Mud
- HSA--Hollow Stem Auger
- FA--Flight Auger
- HA--Hand Auger
- COA--Clean-Out Auger
- SS--2" Diameter Split-Barrel Sample
- 2ST--2" Diameter Thin-Walled Tube Sample
- 3ST--3" Diameter Thin-Walled Tube Sample
- PT--3" Diameter Piston Tube Sample
- AS--Auger Sample
- WS--Wash Sample
- PTS--Peat Sample
- PS--Pitcher Sample
- NR--No Recovery
- S--Sounding
- PMT--Borehole Pressuremeter Test
- VS--Vane Shear Test
- WPT--Water Pressure Test

LABORATORY TESTS

- q_s--Penetrometer Reading, tons/sq. ft.
- q_u--Unconfined Strength, tons/sq. ft.
- W--Moisture Content, %
- LL--Liquid Limit, %
- PL--Plastic Limit, %
- SL--Shrinkage Limit, %
- LI--Loss on Ignition, %
- D--Dry Unit Weight, lbs/cu. ft.
- pH--Measure of Soil Alkalinity or Acidity
- FS--Free Swell, %

WATER LEVEL MEASUREMENT

- ▽--Water Level at time shown
- NW--No Water Encountered
- WD--While Drilling
- BCR--Before Casing Removal
- ACR--After Casing Removal
- CW--Caved and Wet
- CM--Caved and Moist

Note: Water level measurements shown on the boring logs represent conditions at the time indicated and may not reflect static levels, especially in cohesive soils.

UNIFIED SOIL CLASSIFICATION SYSTEM

COARSE-GRAINED SOILS

(More than half of material is larger than No. 200 sieve size.)

GRAVELS More than half of coarse fraction larger than No. 4 sieve size	Clean Gravels (Little or no fines)	
	GW	Well-graded gravels, gravel-sand mixtures, little or no fines
	GP	Poorly graded gravels, gravel-sand mixtures, little or no fines
	Gravels with Fines (Appreciable amount of fines)	
	GM_u^d	Silty gravels, gravel-sand-silt mixtures
	GC	Clayey gravels, gravel-sand-clay mixtures
SANDS More than half of coarse fraction smaller than No. 4 sieve size	Clean Sands (Little or no fines)	
	SW	Well-graded sands, gravelly sands, little or no fines
	SP	Poorly graded sands, gravelly sands, little or no fines
	Sands with Fines (Appreciable amount of fines)	
	SM_u^d	Silty sands, sand-silt mixtures
	SC	Clayey sands, sand-clay mixtures

FINE-GRAINED SOILS

(More than half of material is smaller than No. 200 sieve.)

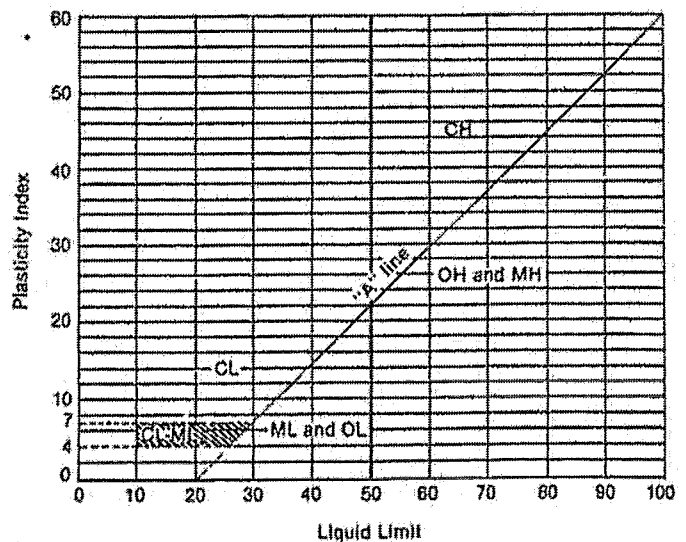
SILTS AND CLAYS Liquid limit less than 50%	ML	Inorganic silts and very fine sands, rock flour, silty or clayey fine sands or clayey silts with slight plasticity
	CL	Inorganic clays of low to medium plasticity, gravelly clays, sandy clays, silty clays, lean clays
	OL	Organic silts and organic silty clays of low plasticity
SILTS AND CLAYS Liquid limit greater than 50%	MH	Inorganic silts, micaceous or diatomaceous fine sandy or silty soils, elastic silts
	CH	Inorganic clays of high plasticity, fat clays
	OH	Organic clays of medium to high plasticity, organic silts
HIGHLY ORGANIC SOILS	PT	Peat and other highly organic soils

LABORATORY CLASSIFICATION CRITERIA

GW	$C_u = \frac{D_{60}}{D_{10}}$ greater than 4; $C_c = \frac{(D_{30})^2}{D_{10} \times D_{60}}$ between 1 and 3	
GP	Not meeting all gradation requirements for GW	
GM	Atterberg limits below "A" line or P.I. less than 4	Above "A" line with P.I. between 4 and 7 are borderline cases requiring use of dual symbols.
GC	Atterberg limits above "A" line with P.I. greater than 7	
SW	$C_u = \frac{D_{60}}{D_{10}}$ greater than 6; $C_c = \frac{(D_{30})^2}{D_{10} \times D_{60}}$ between 1 and 3	
SP	Not meeting all gradation requirements for SW	
SM	Atterberg limits below "A" line or P.I. less than 4	Limits plotting in hatched zone with P.I. between 4 and 7 are borderline cases requiring use of dual symbols.
SC	Atterberg limits above "A" line with P.I. greater than 7	

Determine percentages of sand and gravel from grain-size curve. Depending on percentage of fines (fraction smaller than No. 200 sieve size), coarse-grained soils are classified as follows:
 Less than 5 per cent GW, GP, SW, SP
 More than 12 per cent GM, GC, SM, SC
 5 to 12 per cent Borderline cases requiring dual symbols

PLASTICITY CHART



For classification of fine-grained soils and fine fraction of coarse-grained soils.

Atterberg Limits plotting in hatched area are borderline classifications requiring use of dual symbols.

Equation of A-line: $PI = 0.73 (LL - 20)$



Construction • Geotechnical
Consulting Engineering/Testing

April 18, 2013
C13064-3

Mr. Adam Wiederhoeft, P.E.
Madison Water Utility
119 East Olin Avenue
Madison, WI 53713

Re: Geotechnical Exploration
Highland Avenue Watermain
Madison, Wisconsin

Dear Mr. Wiederhoeft:

Construction • Geotechnical Consultants, Inc. (CGC) has completed a geotechnical exploration program for the project referenced above. The purpose of this exploration was to evaluate the subsurface conditions in the area of a proposed watermain relocation.

PROJECT DESCRIPTION

We understand an existing watermain is to be replaced along Highland Avenue beneath the overpass for Campus Drive. Planned construction methods will involve directional drilling between boring/receiving pits to be excavated at the northern and southern limits of the project.

SUBSURFACE PROGRAM & OBSERVATIONS

The subsurface conditions were explored by drilling two Standard Penetration Test (SPT) borings to depths of 15 and 20 ft below existing site grades in the approximate area of the proposed pits. Note that the southern boring (B2) was performed previously for the City of Madison University Relief Storm Sewer project. The soil borings were conducted by Badger State Drilling (under subcontract to CGC) on April 10, 2013 (B1) and December 20, 2010 (B2) using a truck-mounted drill rig equipped with hollow stem augers. Standard Penetration Test (SPT) drilling techniques (ASTM D1586) were used for the full exploration depth at the boring locations. This method consists of driving a 2-inch outside diameter split-barrel sampler using a 140-pound weight falling freely through a distance of 30 inches. The sampler is first seated 6 inches into the material to be sampled and then driven 12 inches. The number of blows required to drive the sampler the final 12 inches is recorded on the log of borings and is known as the Standard Penetration Resistance (commonly referred to as the N-value).

Mr. Adam Wiederhoeft, P.E.
City of Madison Water Utility
April 18, 2013
Page 2

During the field exploration program, the driller visually classified the soils and prepared a field log. Water level observations were made within the borings during and shortly after drilling, which are shown on the bottom of each boring log. Note groundwater was not encountered at either of the boring locations. Groundwater levels are anticipated to fluctuate based on seasonal variations in precipitation, infiltration, nearby lake/stream stages, etc. Upon completion of drilling, the borings were backfilled to satisfy WDNR requirements (including surface patching) and the soil samples delivered to our laboratory for visual classification and limited laboratory testing. The soils were visually classified by CGC and reviewed by a geotechnical engineer using the Unified Soil Classification System (USCS). The final logs prepared by the engineer and a description of the USCS are presented in Appendix A.

The attached boring logs indicate that somewhat variable soil conditions exist beneath the pavement/base course at the boring locations. In general, 6 to 9.5 in. of concrete pavement was present atop 6 to 8 in. of base course over approximately 2 to 3 ft of variable fill materials. The base course was underlain by 5 ft of cohesive soils over 7 ft of granular soils which extended to the full depth at B1; or 15.5 ft of cohesive soils which extended to the full depth at B2. Note that the top 2 ft of clay was considered possible fill and the granular soils were considered highly weathered sandstone bedrock at B1. Please refer to the final logs included in Appendix A for additional information specific to a boring location.

DISCUSSION AND RECOMMENDATIONS

1. Watermain Construction

Based on the two soil borings performed for this project, it is our opinion that conditions are reasonably favorable for the proposed directional drilling method to install the watermain. Soils to be encountered in and between boring/receiving pits are generally expected to be medium to stiff clays or weathered sandstone bedrock (below 8 ft near Boring 1). Past experience has shown that random boulders are sometimes found in clay strata even though none were noted at the specific boring locations. Similarly, variations in the degree of weathering and depth to the top of the sandstone layer should be expected. Groundwater is not expected within the anticipated excavation depths.

Because the excavation spoils will be mostly clay soils and will not likely be stockpiled on site due to lack of space, we anticipate that imported granular (i.e., sand and/or gravel) fill will be used to backfill the excavations. Clay/silt soils are not recommended because they would likely require drying back close to optimum moisture content to achieve recommended compaction levels. Backfill should be compacted to the typical City of Madison standards: 90% below 3 ft and 95% within 3 ft of subgrade as described in more detail later in this report.

Mr. Adam Wiederhoeft, P.E.
City of Madison Water Utility
April 18, 2013
Page 3

2. Pavement Design

It is CGC's understanding that the proposed watermain replacement will occur in coordination with the aforementioned storm sewer project. In addition, a resurfacing program encompassing Highland Avenue to the north of Campus Drive is also planned. Thus pavement restorations for the watermain project could be of temporary duration. Nevertheless, our recommendations for pavement design are as follows: clays should control the design, as we anticipate that the pavement subgrades will consist of clay soils or fill materials which may contain clay. The following *generalized* parameters should be used to develop the design pavement section (which are considered conservative in sandy areas):

TABLE 1

AASHTO classification	A-6
Frost group index	F-3
Design group index	14
Soil support value	4.0
Subgrade modulus, k (pci)	125
Estimated percent shrinkage	20 – 30
Estimated CBR value	5

Assuming Highland Avenue is considered a local business/arterial street, we estimate the design daily ESALs (18,000 pound Equivalent Single Axle Loads) will range between 51 to 275 ESALs. A typical pavement design per WDOT Standard Specifications should thus meet E-3 requirements. Greater truck and/or bus volumes could result in thicker pavements pending traffic counts. For concrete pavement, a design subgrade modulus of 125 pci remains applicable. Special measures regarding drainage below the pavements do not appear necessary at this time due to the lack of near-surface groundwater.

3. Compaction Requirements

To backfill the excavations, imported sands will be required to achieve specified minimum compaction levels. Any on-site sands recovered during excavations could be considered for reuse as trench backfill but they should be separated from any clay soils and selectively stockpiled. Moisture conditioning could be necessary to achieve desired compaction levels. We recommend that at least a level of 95% compaction be achieved within backfill material placed within the final 3 feet below

Mr. Adam Wiederhoeft, P.E.
City of Madison Water Utility
April 18, 2013
Page 4

finished subgrades (including undercut backfill - if any), with 90% compaction required at depths greater than 3 feet. The specified levels of compaction are based on modified Proctor methods (ASTM D1557). Also, the backfill material should be placed and compacted in accordance with our Recommended Compacted Fill Specifications presented in Appendix B.

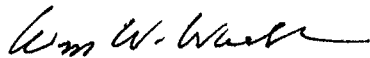
It has been a pleasure to serve you on this project. If you have any questions or need additional consultation, please contact us.

Sincerely,

CGC, Inc.



Eric S. Fair
Staff Engineer/Geologist

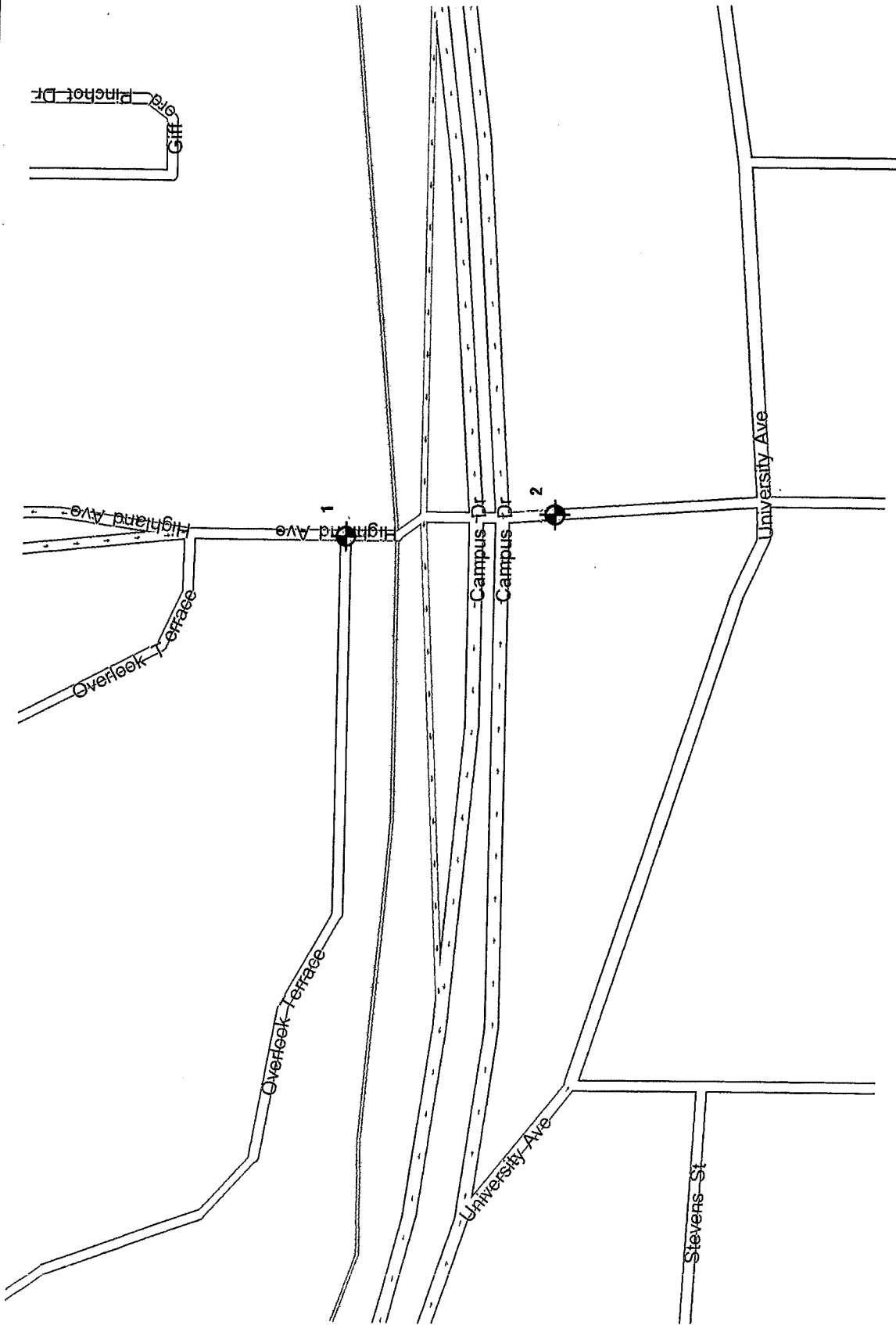


William W. Wuellner, P.E.
Senior Geotechnical Engineer

Encl: Appendix A - Soil Boring Location Plan
 Logs of Test Borings (2)
 Log of Test Boring-General Notes
 Unified Soil Classification System
Appendix B - Recommended Compacted Fill Specifications
Appendix C - Document Qualifications

APPENDIX A

**SOIL BORING LOCATION PLAN
LOGS OF TEST BORINGS (2)
LOG OF TEST BORING-GENERAL NOTES
UNIFIED SOIL CLASSIFICATION SYSTEM**



Legend



Denotes Boring Location (approximate)



Notes

1. Soil borings performed by Badger State Drilling in March 2013

SOIL BORING LOCATION PLAN
 Highland Avenue Watermain
 Madison, Wisconsin

COC Inc.

DWN: -

APP'D: WWW

Date: 4/13

C13064-3



LOG OF TEST BORING

Project Highland Avenue Watermain
 Location Madison, WI

Boring No. 1
 Surface Elevation (ft) 103.6**
 Job No. 13064-3
 Sheet 1 of 1

2921 Perry Street, Madison, WI 53713 (608) 288-4100, FAX (608) 288-7887

SAMPLE					VISUAL CLASSIFICATION and Remarks	SOIL PROPERTIES				
No.	TYPE	Rec (in.)	Moist	N		Depth (ft)	qu (qa) (tsf)	W	LL	PL
					0	6 in. Concrete Pavement/8 in. Base Course				
1		12	M	12	1	FILL: Medium Dense, Brown Fine to Coarse Sand with Silt and Gravel				
2		12	M	6	5	Stiff, Brown Lean CLAY (CL) (Possible Fill to 5 ft)				
3		12	M	5	5	(1.5)				
4		18	M	18	10	Medium Dense, Brown/Gray Fine to Medium SAND, Little to Some Silt and Gravel, Trace Clay (SP-SM/SM--Highly Weathered Sandstone Bedrock)				
5		18	M	15	15	(1.25)				
End Boring at 15 ft										
Borehole backfilled with bentonite chips										
**Elevation determined using an assumed datum of 100.0 ft referencing the top nut of a hydrant situated at the southeast corner of the intersection of Old University and Highland										

WATER LEVEL OBSERVATIONS					GENERAL NOTES								
While Drilling	<input checked="" type="checkbox"/>	Upon Completion of Drilling	<u>NW</u>	Start	<u>4/10/13</u>	End	<u>4/10/13</u>	Driller	<u>Badger</u>	Chief	<u>KD</u>	Rig	<u>CME-55</u>
Time After Drilling				Logger	<u>MC</u>	Editor	<u>ESF</u>	Drill Method	<u>2 1/4" HSA</u>				
Depth to Water													
Depth to Cave in													

The stratification lines represent the approximate boundary between soil types and the transition may be gradual.



LOG OF TEST BORING

Project Highland Avenue Watermain
(Campus Drive Storm Sewer)
 Location Madison, WI

Boring No. 2
 Surface Elevation (ft) 99.5**
 Job No. 13064-3
 Sheet 1 of 1

2921 Perry Street, Madison, WI 53713 (608) 288-4100, FAX (608) 288-7887

SAMPLE					VISUAL CLASSIFICATION and Remarks	SOIL PROPERTIES				
No.	TYPE	Rec (in.)	Moist	N		Depth (ft)	qu (qa) (tsf)	w	LL	PL
					0	9.5 in. Concrete Pavement/6 in. Base Course				
1		3	M	50/3"	0	FILL: Brown Sand with Silt, Clay and Gravel				
2		16	M	11	5	(1.5)	17.8			
3		9	M	7	5	(0.75)	23.2			
4		16	M	8	10	(0.5)				
5		18	M/W	10	15	(1.5)				
6		18	W	14	20	(2.75)				
					25	End Boring at 20 ft Borehole backfilled with bentonite chips *Sample 1 frozen (estimated to 1.5 ft) **Elevation determined using an assumed datum of 100.0 ft referencing the top nut of a hydrant situated at the southeast corner of the intersection of Old University and Highland				

WATER LEVEL OBSERVATIONS

While Drilling NW Upon Completion of Drilling NW
 Time After Drilling _____
 Depth to Water _____
 Depth to Cave in _____

GENERAL NOTES

Start 12/20/10 End 12/20/10
 Driller Badger Chief KD Rig CME-55
 Logger DC Editor ESF
 Drill Method 4 1/4" FA

The stratification lines represent the approximate boundary between soil types and the transition may be gradual.

APPENDIX B

RECOMMENDED COMPACTED FILL SPECIFICATIONS

APPENDIX B

CGC, INC.

RECOMMENDED COMPACTED FILL SPECIFICATIONS

General Fill Materials

Proposed fill shall contain no vegetation, roots, topsoil, peat, ash, wood or any other non-soil material which by decomposition might cause settlement. Also, fill shall never be placed while frozen or on frozen surfaces. Rock, stone or broken concrete greater than 6 in. in the largest dimension shall not be placed within 10 ft of the building area. Fill used greater than 10 ft beyond the building limits shall not contain rock, boulders or concrete pieces greater than a 2 sq ft area and shall not be placed within the final 2 ft of finish subgrade or in designated utility construction areas. Fill containing rock, boulders or concrete pieces should include sufficient finer material to fill voids among the larger fragments.

Special Fill Materials

In certain cases, special fill materials may be required for specific purposes, such as stabilizing subgrades, backfilling undercut excavations or filling behind retaining walls. For reference, WisDOT gradation specifications for various types of granular fill are attached in Table 1.

Placement Method

The approved fill shall be placed, spread and leveled in layers generally not exceeding 10 in. in thickness before compaction. The fill shall be placed at moisture content capable of achieving the desired compaction level. For clay soils or granular soils containing an appreciable amount of cohesive fines, moisture conditioning will likely be required.

It is the Contractor's responsibility to provide all necessary compaction equipment and other grading equipment that may be required to attain the specified compaction. Hand-guided vibratory or tamping compactors will be required whenever fill is placed adjacent to walls, footings, columns or in confined areas.

Compaction Specifications

Maximum dry density and optimum moisture content of the fill soil shall be determined in accordance with modified Proctor methods (ASTM D1557). The recommended field compaction as a percentage of the maximum dry density is shown in Table 2. Note that these compaction guidelines would generally not apply to coarse gravel/stone fill. Instead, a method specification would apply (e.g., compact in thin lifts with a vibratory compactor until no further consolidation is evident).

Testing Procedures

Representative samples of proposed fill shall be submitted to CGC, Inc. for optimum moisture-maximum density determination (ASTM D1557) prior to the start of fill placement. The sample size should be approximately 50 lb.

CGC, Inc. shall be retained to perform field density tests to determine the level of compaction being achieved in the fill. The tests shall generally be conducted on each lift at the beginning of fill placement and at a frequency mutually agreed upon by the project team for the remainder of the project.

**Table 1
Gradation of Special Fill Materials**

Material	WisDOT Section 311	WisDOT Section 312	WisDOT Section 305			WisDOT Section 209		WisDOT Section 21
	Breaker Run	Select Crushed Material	3-in. Dense Graded Base	1 1/4-in. Dense Graded Base	3/4-in. Dense Graded Base	Grade 1 Granular Backfill	Grade 2 Granular Backfill	Structure Backfill
Sieve Size	Percent Passing by Weight							
6 in.	100							
5 in.		90-100						
3 in.			90-100					100
1 1/2 in.		20-50	60-85					
1 1/4 in.				95-100				
1 in.					100			
3/4 in.			40-65	70-93	95-100			
3/8 in.				42-80	50-90			
No. 4			15-40	25-63	35-70	100 (2)	100 (2)	25-100
No. 10		0-10	10-30	16-48	15-55	75 (2)		
No. 40			5-20	8-28	10-35	15 (2)	30 (2)	
No. 200			2-12	2-12	5-15	8 (2)	15 (2)	15 (2)

Notes:

1. Reference: Wisconsin Department of Transportation *Standard Specifications for Highway and Structure Construction*.
2. Percentage applies to the material passing the No. 4 sieve, not the entire sample.
3. Per WisDOT specifications, both breaker run and select crushed material can include concrete that is 'substantially free of steel, building materials and other deleterious material'.

**Table 2
Compaction Guidelines**

Area	Percent Compaction (1)	
	Clay/Silt	Sand/Gravel
<u>Within 10 ft of building lines</u>		
Footing bearing soils	93 - 95	95
Under floors, steps and walks		
- Lightly loaded floor slab	90	90
- Heavily loaded floor slab and thicker fill zones	92	95
<u>Beyond 10 ft of building lines</u>		
Under walks and pavements		
- Less than 2 ft below subgrade	92	95
- Greater than 2 ft below subgrade	90	90
Landscaping	85	90

Notes:

1. Based on Modified Proctor Dry Density (ASTM D 1557)

APPENDIX C

DOCUMENT QUALIFICATIONS

APPENDIX C DOCUMENT QUALIFICATIONS

I. GENERAL RECOMMENDATIONS/LIMITATIONS

CGC, Inc. should be provided the opportunity for a general review of the final design and specifications to confirm that earthwork and foundation requirements have been properly interpreted in the design and specifications. CGC should be retained to provide soil engineering services during excavation and subgrade preparation. This will allow us to observe that construction proceeds in compliance with the design concepts, specifications and recommendations, and also will allow design changes to be made in the event that subsurface conditions differ from those anticipated prior to the start of construction. CGC does not assume responsibility for compliance with the recommendations in this report unless we are retained to provide construction testing and observation services.

This report has been prepared in accordance with generally accepted soil and foundation engineering practices and no other warranties are expressed or implied. The opinions and recommendations submitted in this report are based on interpretation of the subsurface information revealed by the test borings indicated on the location plan. The report does not reflect potential variations in subsurface conditions between or beyond these borings. Therefore, variations in soil conditions can be expected between the boring locations and fluctuations of groundwater levels may occur with time. The nature and extent of the variations may not become evident until construction.

II. IMPORTANT INFORMATION ABOUT YOUR GEOTECHNICAL ENGINEERING REPORT

Geotechnical engineers structure their services to meet the specific needs of their clients. A geotechnical engineering study conducted for a civil engineer may not fulfill the needs of a construction contractor or even another civil engineer. Because each geotechnical engineering study is unique, each geotechnical engineering report is unique, prepared *solely* for the client. *No one except you* should rely on your geotechnical engineering report without first conferring with the geotechnical engineer who prepared it. *And no one - not even you* - should apply the report for any purpose or project except the one originally contemplated.

- the function of the proposed structure, as when it's changed from a parking garage to an office building, or from a light industrial plant to a refrigerated warehouse,
- elevation, configuration, location, orientation, or weight of the proposed structure,
- composition of the design team, or project ownership.

As a general rule, , *always* inform your geotechnical engineer of project changes - even minor ones - and request an assessment of their impact. *CGC cannot accept responsibility or liability for problems that occur because our reports do not consider developments of which we were not Informed.*

Serious problems have occurred because those relying on a geotechnical engineering report did not read it all. Do not rely on an executive summary. Do not read selected elements only.

SUBSURFACE CONDITIONS CAN CHANGE

A geotechnical engineering report is based on conditions that existed at the time the study was performed. *Do not rely on a geotechnical engineering report* whose adequacy may have been affected by: the passage of time; by man-made events, such as construction on or adjacent to the site; or by natural events, such as floods, earthquakes, or groundwater fluctuations. *Always* contact the geotechnical engineer before applying the report to determine if it is still reliable. A minor amount of additional testing or analysis could prevent major problems.

A GEOTECHNICAL ENGINEERING REPORT IS BASED ON A UNIQUE SET OF PROJECT-SPECIFIC FACTORS

Geotechnical engineers consider a number of unique, project-specific factors when establishing the scope of a study. Typical factors include: the client's goals, objectives, and risk management preferences; the general nature of the structure involved, its size, and configuration; the location of the structure on the site; and other planned or existing site improvements, such as access roads, parking lots, and underground utilities. Unless the geotechnical engineer who conducted the study specifically indicates otherwise, *do not rely on a geotechnical engineering report* that was:

MOST GEOTECHNICAL FINDINGS ARE PROFESSIONAL OPINION

Site exploration identifies subsurface conditions only at those points where surface tests are conducted or samples are taken. Geotechnical engineers review field and laboratory data and then apply their professional judgement to render an opinion about subsurface conditions throughout the site. Actual subsurface conditions may differ - sometimes significantly - from those indicated in your report. Retaining the geotechnical engineer who developed your report to provide construction observation is the most effective method of managing the risks associated with unanticipated conditions.

- not prepared for you,
- not prepared for your project,
- not prepared for the specific site explored, or
- completed before important project changes were made.

Typical changes that can erode the reliability of an existing geotechnical report include those that affect:

A REPORT'S RECOMMENDATIONS ARE NOT FINAL

Do not over-rely on the construction recommendations included in your report. *Those recommendations are not final*, because geotechnical engineers develop them principally from judgement and opinion, geotechnical engineers can finalize their recommendations only by observing actual subsurface conditions revealed during construction. *CGC cannot assume responsibility or liability for the report's recommendations if we do not perform construction observation.*

A GEOTECHNICAL ENGINEERING REPORT IS SUBJECT TO MISINTERPRETATION

Other design team members' misinterpretation of geotechnical engineering reports has resulted in costly problems. Lower that risk by having your geotechnical engineer confer with appropriate members of the design team after submitting the report. Also retain your geotechnical engineer to review pertinent elements of the design team's plans and specifications. Contractors can also misinterpret a geotechnical engineering report. Reduce that risk by having CGC participate in prebid and preconstruction conferences, and by providing construction observation.

DO NOT REDRAW THE ENGINEER'S LOGS

Geotechnical engineers prepare final boring and testing logs based upon their interpretation of field logs and laboratory data. To prevent errors or omissions, the logs included in a geotechnical engineering report should *never* be redrawn for inclusion in architectural or other design drawings. Only photographic or electronic reproduction is acceptable, *but recognize that separating logs from the report can elevate risk.*

GIVE CONTRACTORS A COMPLETE REPORT AND GUIDANCE

Some owners and design professionals mistakenly believe they can make contractors liable for unanticipated subsurface conditions by limiting what they provide for bid preparation. To help prevent costly problems, give contractors the complete geotechnical engineering report, *but* preface it with a clearly written letter of transmittal. In that letter, advise contractors that the report was not prepared for purposes of bid development and that the report's accuracy is limited; encourage them to confer with the geotechnical engineer who prepared the report (a modest fee may be required) and/or to conduct additional study to obtain the specific types of information they need or prefer. A prebid conference can also be valuable. *Be sure contractors have sufficient time to perform additional study.* Only then might you be in a position to give contractors the best information available to you, while requiring them to at least share some of the financial responsibilities stemming from unanticipated conditions.

READ RESPONSIBILITY PROVISIONS CLOSELY

Some clients, design professionals, and contractors do not recognize that geotechnical engineering is far less exact than other engineering disciplines. This lack of understanding has created unrealistic expectations that have led to disappointments, claims, and disputes. To help reduce such risks, geotechnical engineers commonly include a variety of explanatory provisions in their reports. Sometimes

labeled "limitations," many of these provisions indicate where geotechnical engineer's responsibilities begin and end, to help others recognize their own responsibilities and risks. Read these provisions closely. Ask questions. Your geotechnical engineer should respond fully and frankly.

GEOENVIRONMENTAL CONCERNS ARE NOT COVERED

The equipment, techniques, and personnel used to perform a *geoenvironmental* study differ significantly from those used to perform a *geotechnical* study. For that reason, a geotechnical engineering report does not usually relate any *geoenvironmental* findings, conclusions, or recommendations; e.g., about the likelihood of encountering underground storage tanks or regulated contaminants. *Unanticipated environmental problems have led to numerous project failures.* If you have not yet obtained your own *geoenvironmental* information, ask your geotechnical consultant for risk management guidance. *Do not rely on an environmental report prepared for someone else.*

OBTAIN PROFESSIONAL ASSISTANCE TO DEAL WITH MOLD


Diverse strategies can be applied during building design, construction, operation, and maintenance to prevent significant amounts of mold from growing on indoor surfaces. To be effective, all such strategies should be devised for the *express purpose* of mold prevention, integrated into a comprehensive plan, and executed with diligent oversight by a professional mold prevention consultant. Because just a small amount of water or moisture can lead to the development of severe mold infestations, a number of mold prevention strategies focus on keeping building surfaces dry. While groundwater, water infiltration, and similar issues may have been addressed as part of the geotechnical engineering study whose findings are conveyed in this report, the geotechnical engineer in charge of this project is not a mold prevention consultant; *none of the services performed in connection with the geotechnical engineer's study were designed or conducted for the purpose of mold prevention.* *Proper implementation of the recommendations conveyed in this report will not of itself be sufficient to prevent mold from growing in or on the structure involved.*

RELY ON YOUR GEOTECHNICAL ENGINEER FOR ADDITIONAL ASSISTANCE

Membership in ASFE exposes geotechnical engineers to a wide array of risk management techniques that can be of genuine benefit for everyone involved with a construction project. Confer with CGC, a member of ASFE, for more information.

Modified and reprinted with permission from:

ASFE/The Best People on Earth
881 Colesville Road, Suite G 106
Silver Spring, MD 20910





www.madisonwater.org • 119 East Olin Avenue • Madison, WI 53713-1431 • TEL 608.266.4651 • FAX 608.266.4426

April 29, 2013

NOTICE OF ADDENDUM

ADDENDUM NO. 01

CONTRACT NO. 7071

PROJECT 53W1615: HIGHLAND AVE WATER MAIN REPLACEMENT

Revise and amend the contract document(s) for the above project as stated in this addendum, otherwise, the original document shall remain in effect.

SPECIFICATIONS:


Add 14 pages of additional geotechnical/soils data to the end of Section D: Special Provisions. The additional soils data includes a recently completed boring located on Highland Ave, north of Campus Dr with associated analysis & recommendations. *Please note: the printed hard-copy plans which have been available at Emil St. already include this additional information in the Specifications.*

Please acknowledge this addendum in Section E of the contract documents.

Electronic version of these documents can be found at <https://bidexpress.com> or on the City of Madison web site at:

<http://www.cityofmadison.com/business/PW/contracts/openforBid.cfm>

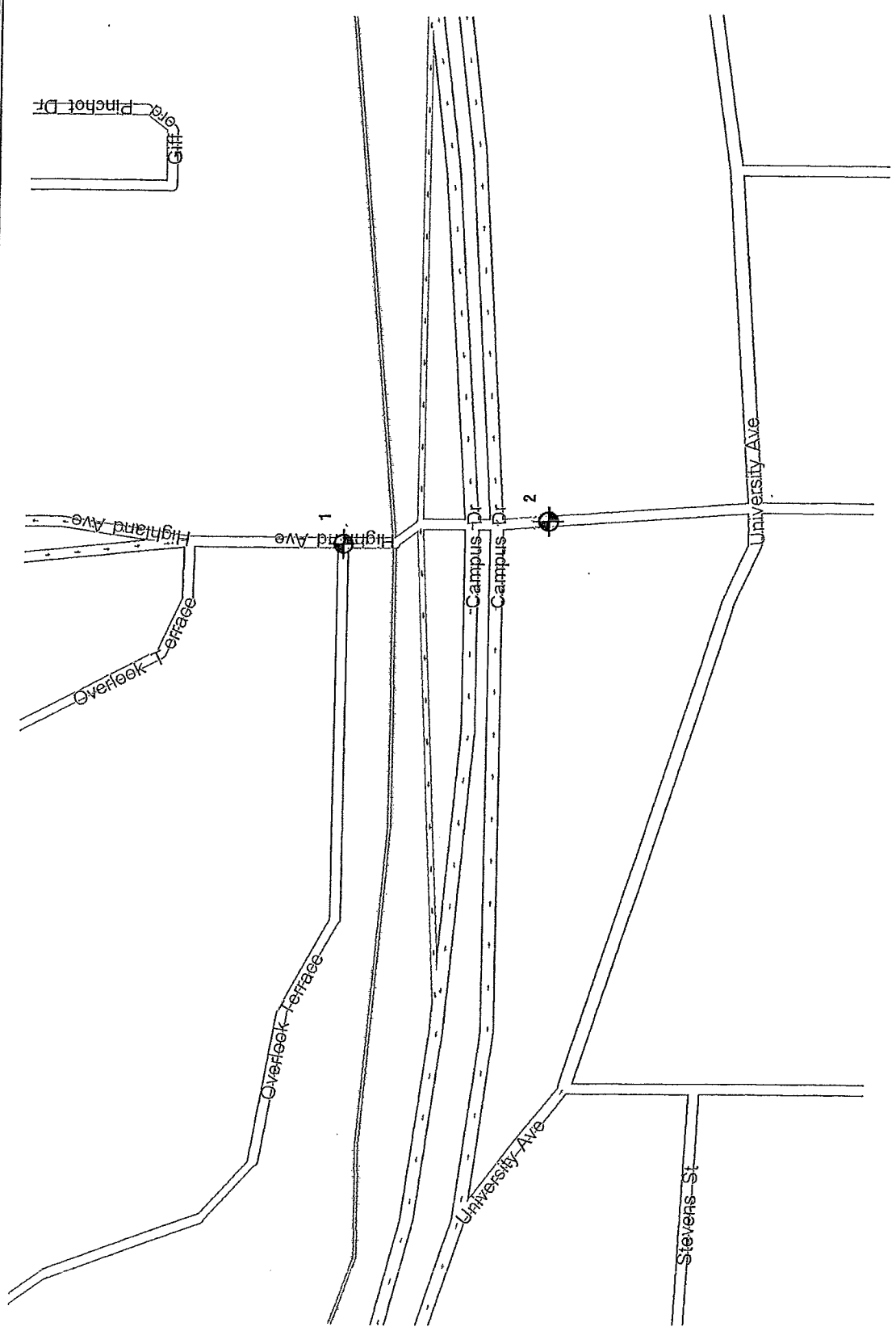
If you are unable to download plan revisions associated with the addendum, please contact the Engineering office at 608-266-4751 receive the material by another route.



Alan L. Larson, PE, BCEE
Principal Engineer

APPENDIX A

**SOIL BORING LOCATION PLAN
LOGS OF TEST BORINGS (2)
LOG OF TEST BORING-GENERAL NOTES
UNIFIED SOIL CLASSIFICATION SYSTEM**



Legend



Denotes Boring Location (approximate)



Notes

1. Soil borings performed by Badger State Drilling in March 2013

DWN: -

APPD: WWW

Date: 4/13

C13064-3

CGC, Inc.

SOIL BORING LOCATION PLAN
 Highland Avenue Watermain
 Madison, Wisconsin



LOG OF TEST BORING

Project Highland Avenue Watermain
 Location Madison, WI

Boring No. 1
 Surface Elevation (ft) 103.6**
 Job No. 13064-3
 Sheet 1 of 1

2921 Perry Street, Madison, WI 53713 (608) 288-4100, FAX (608) 288-7887

SAMPLE					VISUAL CLASSIFICATION and Remarks	SOIL PROPERTIES				
No.	TYPE	Rec (in.)	Moist	N		Depth (ft)	qu (qa) (tsf)	W	LL	PL
					0	6 in. Concrete Pavement/8 in. Base Course				
1		12	M	12	12	FILL: Medium Dense, Brown Fine to Coarse Sand with Silt and Gravel				
2		12	M	6	6	Stiff, Brown Lean CLAY (CL) (Possible Fill to 5 ft)				
3		12	M	5	5	(1.5)				
4		18	M	18	18	(1.25)				
5		18	M	15	15	Medium Dense, Brown/Gray Fine to Medium SAND, Little to Some Silt and Gravel, Trace Clay (SP-SM/SM--Highly Weathered Sandstone Bedrock)				
End Boring at 15 ft										
Borehole backfilled with bentonite chips										
**Elevation determined using an assumed datum of 100.0 ft referencing the top nut of a hydrant situated at the southeast corner of the intersection of Old University and Highland										

WATER LEVEL OBSERVATIONS

While Drilling ∇ Upon Completion of Drilling NW
 Time After Drilling _____
 Depth to Water _____
 Depth to Cave in _____

GENERAL NOTES

Start 4/10/13 End 4/10/13
 Driller Badger Chief KD Rig CME-55
 Logger MC Editor ESF
 Drill Method 2 1/4" HSA

The stratification lines represent the approximate boundary between soil types and the transition may be gradual.



LOG OF TEST BORING

Project Highland Avenue Watermain
 (Campus Drive Storm Sewer)
 Location Madison, WI

Boring No. 2
 Surface Elevation (ft) 99.5**
 Job No. 13064-3
 Sheet 1 of 1

2921 Perry Street, Madison, WI 53713 (608) 288-4100, FAX (608) 288-7887

SAMPLE					VISUAL CLASSIFICATION and Remarks	SOIL PROPERTIES				
No.	TYPE Rec (in.)	Moist	N	Depth (ft)		qu (qa) (tsf)	W	LL	PL	LI
					9.5 in. Concrete Pavement/6 in. Base Course					
1	3	M	50/3"		FILL: Brown Sand with Silt, Clay and Gravel					
2	16	M	11							
				5	Medium Stiff to Stiff, Brown Mottled Lean CLAY (CL)	(1.5)	17.8			
3	9	M	7			(0.75)	23.2			
4	16	M	8		Soft to Medium Stiff Near 9 ft	(0.5)				
				10						
5	18	M/W	10		Stiff, Light Brown Lean CLAY (CL)	(1.5)				
				15						
6	18	W	14		Very Stiff Gray Lean CLAY (CL)	(2.75)				
				20						
				25	End Boring at 20 ft Borehole backfilled with bentonite chips *Sample 1 frozen (estimated to 1.5 ft) **Elevation determined using an assumed datum of 100.0 ft referencing the top nut of a hydrant situated at the southeast corner of the intersection of Old University and Highland					

WATER LEVEL OBSERVATIONS	GENERAL NOTES
While Drilling <u>∇ NW</u> Upon Completion of Drilling <u>NW</u> Time After Drilling _____ Depth to Water _____ Depth to Cave in _____	Start <u>12/20/10</u> End <u>12/20/10</u> Driller <u>Badger</u> Chief <u>KD</u> Rig <u>CME-55</u> Logger <u>DC</u> Editor <u>ESF</u> Drill Method <u>4 1/4" FA</u>
The stratification lines represent the approximate boundary between soil types and the transition may be gradual.	

APPENDIX B

RECOMMENDED COMPACTED FILL SPECIFICATIONS

APPENDIX B

CGC, INC.

RECOMMENDED COMPACTED FILL SPECIFICATIONS

General Fill Materials

Proposed fill shall contain no vegetation, roots, topsoil, peat, ash, wood or any other non-soil material which by decomposition might cause settlement. Also, fill shall never be placed while frozen or on frozen surfaces. Rock, stone or broken concrete greater than 6 in. in the largest dimension shall not be placed within 10 ft of the building area. Fill used greater than 10 ft beyond the building limits shall not contain rock, boulders or concrete pieces greater than a 2 sq ft area and shall not be placed within the final 2 ft of finish subgrade or in designated utility construction areas. Fill containing rock, boulders or concrete pieces should include sufficient finer material to fill voids among the larger fragments.

Special Fill Materials

In certain cases, special fill materials may be required for specific purposes, such as stabilizing subgrades, backfilling undercut excavations or filling behind retaining walls. For reference, WisDOT gradation specifications for various types of granular fill are attached in Table 1.

Placement Method

The approved fill shall be placed, spread and leveled in layers generally not exceeding 10 in. in thickness before compaction. The fill shall be placed at moisture content capable of achieving the desired compaction level. For clay soils or granular soils containing an appreciable amount of cohesive fines, moisture conditioning will likely be required.

It is the Contractor's responsibility to provide all necessary compaction equipment and other grading equipment that may be required to attain the specified compaction. Hand-guided vibratory or tamping compactors will be required whenever fill is placed adjacent to walls, footings, columns or in confined areas.

Compaction Specifications

Maximum dry density and optimum moisture content of the fill soil shall be determined in accordance with modified Proctor methods (ASTM D1557). The recommended field compaction as a percentage of the maximum dry density is shown in Table 2. Note that these compaction guidelines would generally not apply to coarse gravel/stone fill. Instead, a method specification would apply (e.g., compact in thin lifts with a vibratory compactor until no further consolidation is evident).

Testing Procedures

Representative samples of proposed fill shall be submitted to CGC, Inc. for optimum moisture-maximum density determination (ASTM D1557) prior to the start of fill placement. The sample size should be approximately 50 lb.

CGC, Inc. shall be retained to perform field density tests to determine the level of compaction being achieved in the fill. The tests shall generally be conducted on each lift at the beginning of fill placement and at a frequency mutually agreed upon by the project team for the remainder of the project.

**Table 1
Gradation of Special Fill Materials**

Material	WisDOT Section 311	WisDOT Section 312	WisDOT Section 305			WisDOT Section 209		WisDOT Section 210
	Breaker Run	Select Crushed Material	3-in. Dense Graded Base	1 1/4-in. Dense Graded Base	3/4-in. Dense Graded Base	Grade 1 Granular Backfill	Grade 2 Granular Backfill	Structure Backfill
Sieve Size	Percent Passing by Weight							
6 in.	100							
5 in.		90-100						
3 in.			90-100					100
1 1/2 in.		20-50	60-85					
1 1/4 in.				95-100				
1 in.					100			
3/4 in.			40-65	70-93	95-100			
3/8 in.				42-80	50-90			
No. 4			15-40	25-63	35-70	100 (2)	100 (2)	25-100
No. 10		0-10	10-30	16-48	15-55	75 (2)		
No. 40			5-20	8-28	10-35	15 (2)	30 (2)	
No. 200			2-12	2-12	5-15	8 (2)	15 (2)	15 (2)

Notes:

1. Reference: Wisconsin Department of Transportation *Standard Specifications for Highway and Structure Construction*.
2. Percentage applies to the material passing the No. 4 sieve, not the entire sample.
3. Per WisDOT specifications, both breaker run and select crushed material can include concrete that is 'substantially free of steel, building materials and other deleterious material'.

**Table 2
Compaction Guidelines**

Area	Percent Compaction (1)	
	Clay/Silt	Sand/Gravel
<u>Within 10 ft of building lines</u>		
Footing bearing soils	93 - 95	95
Under floors, steps and walks		
- Lightly loaded floor slab	90	90
- Heavily loaded floor slab and thicker fill zones	92	95
<u>Beyond 10 ft of building lines</u>		
Under walks and pavements		
- Less than 2 ft below subgrade	92	95
- Greater than 2 ft below subgrade	90	90
Landscaping	85	90

Notes:

1. Based on Modified Proctor Dry Density (ASTM D 1557)

APPENDIX C

DOCUMENT QUALIFICATIONS

APPENDIX C DOCUMENT QUALIFICATIONS

I. GENERAL RECOMMENDATIONS/LIMITATIONS

CGC, Inc. should be provided the opportunity for a general review of the final design and specifications to confirm that earthwork and foundation requirements have been properly interpreted in the design and specifications. CGC should be retained to provide soil engineering services during excavation and subgrade preparation. This will allow us to observe that construction proceeds in compliance with the design concepts, specifications and recommendations, and also will allow design changes to be made in the event that subsurface conditions differ from those anticipated prior to the start of construction. CGC does not assume responsibility for compliance with the recommendations in this report unless we are retained to provide construction testing and observation services.

This report has been prepared in accordance with generally accepted soil and foundation engineering practices and no other warranties are expressed or implied. The opinions and recommendations submitted in this report are based on interpretation of the subsurface information revealed by the test borings indicated on the location plan. The report does not reflect potential variations in subsurface conditions between or beyond these borings. Therefore, variations in soil conditions can be expected between the boring locations and fluctuations of groundwater levels may occur with time. The nature and extent of the variations may not become evident until construction.

II. IMPORTANT INFORMATION ABOUT YOUR GEOTECHNICAL ENGINEERING REPORT

Geotechnical engineers structure their services to meet the specific needs of their clients. A geotechnical engineering study conducted for a civil engineer may not fulfill the needs of a construction contractor or even another civil engineer. Because each geotechnical engineering study is unique, each geotechnical engineering report is unique, prepared *solely* for the client. *No one except you* should rely on your geotechnical engineering report without first conferring with the geotechnical engineer who prepared it. *And no one - not even you* - should apply the report for any purpose or project except the one, originally contemplated.

- the function of the proposed structure, as when it's changed from a parking garage to an office building, or from a light industrial plant to a refrigerated warehouse,
- elevation, configuration, location, orientation, or weight of the proposed structure,
- composition of the design team, or project ownership.

As a general rule, , *always* inform your geotechnical engineer of project changes - even minor ones - and request an assessment of their impact. *CGC cannot accept responsibility or liability for problems that occur because our reports do not consider developments of which we were not informed.*

Serious problems have occurred because those relying on a geotechnical engineering report did not read it all. Do not rely on an executive summary. Do not read selected elements only.

SUBSURFACE CONDITIONS CAN CHANGE

A GEOTECHNICAL ENGINEERING REPORT IS BASED ON A UNIQUE SET OF PROJECT-SPECIFIC FACTORS

Geotechnical engineers consider a number of unique, project-specific factors when establishing the scope of a study. Typical factors include: the client's goals, objectives, and risk management preferences; the general nature of the structure involved, its size, and configuration; the location of the structure on the site; and other planned or existing site improvements, such as access roads, parking lots, and underground utilities. Unless the geotechnical engineer who conducted the study specifically indicates otherwise, *do not rely on a geotechnical engineering report* that was:

- not prepared for you,
- not prepared for your project,
- not prepared for the specific site explored, or
- completed before important project changes were made.

Typical changes that can erode the reliability of an existing geotechnical report include those that affect:

A geotechnical engineering report is based on conditions that existed at the time the study was performed. *Do not rely on a geotechnical engineering report* whose adequacy may have been affected by: the passage of time; by man-made events, such as construction on or adjacent to the site; or by natural events, such as floods, earthquakes, or groundwater fluctuations. *Always* contact the geotechnical engineer before applying the report to determine if it is still reliable. A minor amount of additional testing or analysis could prevent major problems.

MOST GEOTECHNICAL FINDINGS ARE PROFESSIONAL OPINION

Site exploration identifies subsurface conditions only at those points where surface tests are conducted or samples are taken. Geotechnical engineers review field and laboratory data and then apply their professional judgement to render an opinion about subsurface conditions throughout the site. Actual subsurface conditions may differ - sometimes significantly - from those indicated in your report. Retaining the geotechnical engineer who developed your report to provide construction observation is the most effective method of managing the risks associated with unanticipated conditions.

A REPORT'S RECOMMENDATIONS ARE NOT FINAL

Do not over-rely on the construction recommendations included in your report. *Those recommendations are not final*, because geotechnical engineers develop them principally from judgement and opinion, geotechnical engineers can finalize their recommendations only by observing actual subsurface conditions revealed during construction. *CGC cannot assume responsibility or liability for the report's recommendations if we do not perform construction observation.*

A GEOTECHNICAL ENGINEERING REPORT IS SUBJECT TO MISINTERPRETATION

Other design team members' misinterpretation of geotechnical engineering reports has resulted in costly problems. Lower that risk by having your geotechnical engineer confer with appropriate members of the design team after submitting the report. Also retain your geotechnical engineer to review pertinent elements of the design team's plans and specifications. Contractors can also misinterpret a geotechnical engineering report. Reduce that risk by having CGC participate in prebid and preconstruction conferences, and by providing construction observation.

DO NOT REDRAW THE ENGINEER'S LOGS

Geotechnical engineers prepare final boring and testing logs based upon their interpretation of field logs and laboratory data. To prevent errors or omissions, the logs included in a geotechnical engineering report should *never* be redrawn for inclusion in architectural or other design drawings. Only photographic or electronic reproduction is acceptable, *but recognize that separating logs from the report can elevate risk.*

GIVE CONTRACTORS A COMPLETE REPORT AND GUIDANCE

Some owners and design professionals mistakenly believe they can make contractors liable for unanticipated subsurface conditions by limiting what they provide for bid preparation. To help prevent costly problems, give contractors the complete geotechnical engineering report, *but* preface it with a clearly written letter of transmittal. In that letter, advise contractors that the report was not prepared for purposes of bid development and that the report's accuracy is limited; encourage them to confer with the geotechnical engineer who prepared the report (a modest fee may be required) and/or to conduct additional study to obtain the specific types of information they need or prefer. A prebid conference can also be valuable. *Be sure contractors have sufficient time* to perform additional study. Only then might you be in a position to give contractors the best information available to you, while requiring them to at least share some of the financial responsibilities stemming from unanticipated conditions.

READ RESPONSIBILITY PROVISIONS CLOSELY

Some clients, design professionals, and contractors do not recognize that geotechnical engineering is far less exact than other engineering disciplines. This lack of understanding has created unrealistic expectations that have led to disappointments, claims, and disputes. To help reduce such risks, geotechnical engineers commonly include a variety of explanatory provisions in their reports. Sometimes

labeled "limitations," many of these provisions indicate where geotechnical engineer's responsibilities begin and end, to help others recognize their own responsibilities and risks. Read these provisions closely. Ask questions. Your geotechnical engineer should respond fully and frankly.

GEOENVIRONMENTAL CONCERNS ARE NOT COVERED

The equipment, techniques, and personnel used to perform a *geoenvironmental* study differ significantly from those used to perform a *geotechnical* study. For that reason, a geotechnical engineering report does not usually relate any geoenvironmental findings, conclusions, or recommendations; e.g., about the likelihood of encountering underground storage tanks or regulated contaminants. *Unanticipated environmental problems have led to numerous project failures.* If you have not yet obtained your own geoenvironmental information, ask your geotechnical consultant for risk management guidance. *Do not rely on an environmental report prepared for someone else.*

OBTAIN PROFESSIONAL ASSISTANCE TO DEAL WITH MOLD


Diverse strategies can be applied during building design, construction, operation, and maintenance to prevent significant amounts of mold from growing on indoor surfaces. To be effective, all such strategies should be devised for the *express purpose* of mold prevention, integrated into a comprehensive plan, and executed with diligent oversight by a professional mold prevention consultant. Because just a small amount of water or moisture can lead to the development of severe mold infestations, a number of mold prevention strategies focus on keeping building surfaces dry. While groundwater, water infiltration, and similar issues may have been addressed as part of the geotechnical engineering study whose findings are conveyed in this report, the geotechnical engineer in charge of this project is not a mold prevention consultant; *none of the services performed in connection with the geotechnical engineer's study were designed or conducted for the purpose of mold prevention.* *Proper implementation of the recommendations conveyed in this report will not of itself be sufficient to prevent mold from growing in or on the structure involved.*

RELY ON YOUR GEOTECHNICAL ENGINEER FOR ADDITIONAL ASSISTANCE

Membership in ASFE exposes geotechnical engineers to a wide array of risk management techniques that can be of genuine benefit for everyone involved with a construction project. Confer with CGC, a member of ASFE, for more information.

Modified and reprinted with permission from:

ASFE/The Best People on Earth
881 Colesville Road, Suite G 106
Silver Spring, MD 20910




SECTION E: BIDDERS ACKNOWLEDGEMENT

CONTRACT TITLE HIGHLAND AVE. WATER MAIN REPLACEMENT

CONTRACT NO. 7071


Bidder must state a Unit Price and Total Bid for each item. The Total Bid for each item must be the product of quantity, by Unit Price. The Grand Total must be the sum of the Total Bids for the various items. In case of multiplication errors or addition errors, the Grand Total with corrected multiplication and/or addition shall determine the Grand Total bid for each contract. The Unit Price and Total Bid must be entered numerically in the spaces provided. All words and numbers shall be written in ink.

1. The undersigned having familiarized himself/herself with the Contract documents, including Advertisement for Bids, Instructions to Bidders, Form of Proposal, City of Madison Standard Specifications for Public Works Construction - 2013 Edition thereto, Form of Agreement, Form of Bond, and Addenda issued and attached to the plans and specifications on file in the office of the City Engineer, hereby proposes to provide and furnish all the labor, materials, tools, and expendable equipment necessary to perform and complete in a workmanlike manner the specified construction on this project for the City of Madison; all in accordance with the plans and specifications as prepared by the City Engineer, including Addenda to the Contract Nos. 1 through 1 issued thereto, at the prices for said work as contained in this proposal. (Electronic bids submittals shall acknowledge addendum under Section E and shall not acknowledge here)
2. If awarded the Contract, we will initiate action within seven (7) days after notification or in accordance with the date specified in the contract to begin work and will proceed with diligence to bring the project to full completion within the number of work days allowed in the Contract or by the calendar date stated in the Contract.
3. The undersigned Bidder or Contractor certifies that he/she is not a party to any contract, combination in form of trust or otherwise, or conspiracy in restraint of trade or commerce or any other violation of the anti-trust laws of the State of Wisconsin or of the United States, with respect to this bid or contract or otherwise.
4. I hereby certify that I have met the Bid Bond Requirements as specified in Section 102.5. (IF BID BOND IS USED, IT SHALL BE SUBMITTED ON THE FORMS PROVIDED BY THE CITY. FAILURE TO DO SO MAY RESULT IN REJECTION OF THE BID).
5. I hereby certify that all statements herein are made on behalf of CAPITOL UNDERGROUND, INC. (name of corporation, partnership, or person submitting bid), a corporation organized and existing under the laws of the State of WISCONSIN a partnership consisting of _____; an individual trading as _____; of the City of SNY PRAIRIE State of WISCONSIN; that I have examined and carefully prepared this Proposal, from the plans and specifications and have checked the same in detail before submitting this Proposal; that I have fully authority to make such statements and submit this Proposal in (its, their) behalf; and that the said statements are true and correct.


SIGNATURE

P.M.
TITLE, IF ANY

Sworn and subscribed to before me this 3rd day of May 2018
(Notary Public or other officer authorized to administer oaths)
My Commission Expires 6/1/17
Bidders shall not add any conditions or qualifying statements to this Propo



7071 Capitol Underground

Section F: Disclosure of Ownership and BVC

This section is a required document for the bid to be considered complete. There are two methods for completing the Disclosure of Ownership and BVC form. Method one: The form can be filled out online and submitted to this site to be included with your electronic bid. Method two: The form can be downloaded from the site and submitted by hand to the City of Madison.

Please select the method of submission below. The form can be found below for filling out online or download and submit by hand.

Please check the box in the Upload section if submitting the report by hand.

Method of Submittal for Disclosure of Ownership and BVC (click in box below to choose) *
I will submit Bid Express fillable online form (Disclosure of Ownership and BVC).

Section F: Disclosure of Ownership and Best Value Contracting

Notice required under Section 15.04(1)(m), Wisconsin Statutes. The statutory authority for the use of this form is prescribed in Sections 66.0903(12)(d), Wisconsin Statutes. The use of this form is mandatory. The penalty for failing to complete this form is prescribed in Section 103.005(12). Personal information you provide may be used for secondary purposes.

(1) On the date a contractor submits a bid to or completes negotiations with a state agency or local governmental unit, on a project subject to Section 66.0903 or 103.49, Wisconsin Statutes, the contractor shall disclose to such state agency or local governmental unit the name of any "other construction business", which the contractor, or a shareholder, officer or partner of the contractor, owns or has owned within the preceding three (3) years.

(2) The term "other construction business" means any business engaged in the erection, construction, remodeling, repairing, demolition, altering or painting and decorating of buildings, structures or facilities. It also means any business engaged in supplying mineral aggregate, or hauling excavated material or spoil as provided by Sections 66.0903(3), 103.49(2) and 103.50(2), Wisconsin Statutes.

(3) This form must ONLY be filed, with the state agency or local governmental unit that will be awarding the contract, if both (A) and (B) are met.

(A) The contractor, or a shareholder, officer or partner of the contractor:

1. Owns at least a 25% interest in the "other construction business", indicated below, on the date the contractor submits a bid or completes negotiations.

2. Or has owned at least a 25% interest in the "other construction business" at any time within the preceding three (3) years.

(B) The Wisconsin Department of Workforce Development (DWD) has determined that the "other construction business" has failed to pay the prevailing wage rate or time and one-half the required hourly basic rate of pay, for hours worked in excess of the prevailing hours of labor, to any employee at any time within the preceding three (3) years.

Other Construction Business

Not Applicable

Name of Business

Street Address or PO Box

City

State and Zip Code

Name of Business

Street Address or P O Box

City

State and Zip Code

Best Value Contracting

1. The Contractor shall indicate the non-apprenticeable trades used on this contract.

2. Madison General Ordinance (M.G.O.), 33.07(7), does provide for some exemptions from the active apprentice requirement. Apprenticeable trades are those trades considered apprenticeable by the State of Wisconsin. Please check applicable box if you are seeking an exemption.

Contractor has a total skilled workforce of four or less individuals in all apprenticeable trades combined.

No available trade training program; The Contractor has been rejected by the only available trade training program, or there is no trade training program within 90 miles.

Contractor is not using an apprentice due to having a journey worker on layoff status, provided the journey worker was employed by the contractor in the past six months.

First time contractor on City of Madison Public Works contract requests a onetime exemption but intends to comply on all future contracts and is taking steps typical of a "good faith" effort.

Contractor has been in business less than one year.

Contractor doesn't have enough journeyman trade workers to qualify for a trade training program in that respective trade.

3. The Contractor shall indicate on the following section which apprenticeable trades are to be used on this contract. Compliance with active apprenticeship, to the extent required by M.G.O. 33.07(7), shall be satisfied by documentation from an applicable trade training body; an apprenticeship contract with the Wisconsin Department of Workforce Development or a similar agency in another state; or the U.S Department of Labor. This documentation is required prior to the Contractor beginning work on the project site.

The Contractor has reviewed the list and shall not use any apprenticeable trades on this project.


LIST APPRENTICABLE TRADES (check all that apply to your work to be performed on this contract)

- BRICKLAYER
- CARPENTER
- CEMENT MASON / CONCRETE FINISHER
- CEMENT MASON (HEAVY HIGHWAY)
- CONSTRUCTION CRAFT LABORER
- DATA COMMUNICATION INSTALLER
- ELECTRICIAN
- ENVIRONMENTAL SYSTEMS TECHNICIAN / HVAC SERVICE TECH/HVAC INSTALL / SERVICE
- GLAZIER
- HEAVY EQUIPMENT OPERATOR / OPERATING ENGINEER
- INSULATION WORKER (HEAT and FROST)
- IRON WORKER
- IRON WORKER (ASSEMBLER, METAL BLDGS)
- PAINTER and DECORATOR
- PLASTERER
- PLUMBER
- RESIDENTIAL ELECTRICIAN
- ROOFER and WATER PROOFER
- SHEET METAL WORKER
- SPRINKLER FITTER
- STEAMFITTER
- STEAMFITTER (REFRIGERATION)
- STEAMFITTER (SERVICE)
- TAPER and FINISHER
- TELECOMMUNICATIONS (VOICE, DATA and VIDEO) INSTALLER-TECHNICIAN
- TILE SETTER

Section B: Proposal Page

Item Code	Description	Quantity	Units	Unit Price	Extension
10703.0	TRAFFIC CONTROL FOR WATER MAIN INSTALLATION	1.0000	LUMP SUM	\$4,840.00	\$4,840.00
10913.0	MOBILIZATION FOR WATER MAIN INSTALLATION	1.0000	LUMP SUM	\$13,500.00	\$13,500.00
40391.0	REMOVE & REPLACE 5" THICK CONCRETE SIDEWALK - RESURFACING	50.0000	S.F.	\$10.75	\$537.50
50225.0	UTILITY TRENCH PATCH TYPE III	20.0000	T.F.	\$198.00	\$3,960.00
50227.0	UTILITY TRENCH PATCH TYPE IV	200.0000	T.F.	\$17.00	\$3,400.00
50801.0	UTILITY LINE OPENING (ULO)	3.0000	EACH	\$540.00	\$1,620.00
70002.0	FURNISH AND INSTALL 6 INCH PIPE & FITTINGS	30.0000	L.F.	\$105.00	\$3,150.00
70003.0	FURNISH AND INSTALL 8 INCH PIPE & FITTINGS	200.0000	L.F.	\$135.35	\$27,070.00
70405.0	CUT-IN CONNECTION	3.0000	EACH	\$2,007.00	\$6,021.00
70407.0	FURNISH AND INSTALL HYDRANT	1.0000	EACH	\$3,408.00	\$3,408.00
70408.0	SELECT FILL - SAND FOR WATER	230.0000	L.F.	\$0.10	\$23.00
70413.0	FURNISH AND INSTALL STYROFOAM	24.0000	L.F.	\$10.00	\$240.00
70415.0	ABANDON WATER VALVE BOX	4.0000	EACH	\$348.00	\$1,392.00
70424.0	TERRACE RESTORATION FOR WATER MAIN	30.0000	L.F.	\$80.00	\$2,400.00
70428.0	FURNISH AND INSTALL 6 INCH VALVE	4.0000	EACH	\$1,415.00	\$5,660.00
70429.0	FURNISH AND INSTALL 8 INCH VALVE	2.0000	EACH	\$1,680.00	\$3,360.00
70456.0	FURNISH EXCAVATION AND DITCH FOR LIVE TAP	1.0000	EA	\$1,290.00	\$1,290.00
90160.0	THERMAL SLURRY BACKFILL REMOVE CURB & GUTTER &	16.0000	CY	\$195.00	\$3,120.00
90161.0	REPLACE WITH TEMPORARY CURB & GUTTER	30.0000	LF	\$30.00	\$900.00

Total: \$85,891.50





Department of Public Works
City Engineering Division

Larry D. Nelson, P.E.
City Engineer

City-County Building, Room 115
210 Martin Luther King, Jr. Boulevard
Madison, Wisconsin 53703
608 264 9275 FAX
1 866 704 2315 Textnet

608 266 4751

Deputy City Engineer
Robert F. Phillips, P.E.

Principal Engineers
Michael R. Dailey, P.E.
Christina M. Bachmann, P.E.
John S. Fahmey, P.E.
Gregory T. Fries, P.E.

Facilities & Sustainability
Jeanne E. Hoffman, Manager
James C. Whitney, A.I.A.

Operations Supervisor
Kathleen M. Cryan

Hydrogeologist
Joseph L. DeMorett, P.G.

GIS Manager
David A. Davis, R.L.S.

Financial Officer
Steven B. Danner-Rivers

BIENNIAL BID BOND

Capitol Underground, Inc.

(a corporation of the State of Wisconsin)

(individual), (partnership), (hereinafter referred to as the "Principal") and
Western Surety Company

a corporation of the State of SD (hereinafter referred to as the "Surety") and licensed to do business in the State of Wisconsin, are held and firmly bound unto the City of Madison, Wisconsin (hereinafter referred to as the "City"), in the sum equal to the individual proposal guaranty amounts of the total bid or bids of the Principal herein accepted by the City, for the payment of which the Principal and the Surety hereby jointly and severally bind ourselves, our heirs, executors, administrators, successors and assigns.

The condition of this obligation is that the Principal has submitted to the City certain bids for projects from the time period of February 1, 2012 through January 31, 2014.

If the Principal is awarded the contract(s) by the City and, within the time and manner required by law after the prescribed forms are presented for its signature, the Principal enters into (a) written contract(s) in accordance with the bid(s), and files with the City its bond(s) guaranteeing faithful performance and payment for all labor and materials, as required by law, or if the City rejects all bids for the work described, then this obligation shall be null and void; otherwise, it shall remain in full force and effect.

In the event the Principal shall fail to execute and deliver the contract(s) or the performance and payment bond(s), all within the time specified or any extension thereof, the Principal and Surety agree jointly and severally to pay to the City within ten (10) calendar days of written demand a total equal to the sum of the individual proposal guaranty amounts of the total bid(s) as liquidated damages.

The Surety, for value received, hereby agrees that the obligations of it and its bond shall be in no way impaired or affected by any extension of time within which the City may accept a bid, and the Surety does hereby waive notice of any such extension.

This bond may be terminated by the Surety upon giving thirty (30) days written notice to the City of its intent to terminate this bond and to be released and discharged therefrom, but such termination shall not operate to relieve or discharge the Surety from any liability already accrued or which shall accrue before the expiration of such thirty (30) day period.

IN WITNESS WHEREOF, the Principal and the Surety have hereunto set their hands and seals, and such of them as are corporations have caused their corporate seals to be hereunto affixed and these presents to be signed by their proper officers, on the day and year set forth below.

PRINCIPAL

CAPTOL UNDERGROUND, INC.
COMPANY NAME

AFFIX SEAL

December 21, 2011
DATE

By: *Lesdan Morawski*
SIGNATURE AND TITLE President

SURETY

WESTERN SURETY COMPANY
COMPANY NAME

AFFIX SEAL

December 21, 2011
DATE

By: *John W. Walsh*
SIGNATURE AND TITLE John W. Walsh, Attorney-in-Fact

This certifies that I have been duly licensed as an agent for the Surety in Wisconsin under License No. 168955 for the year 2012, and appointed as attorney in fact with authority to execute this bid bond, which power of attorney has not been revoked.

December 21, 2011
DATE

John W. Walsh
AGENT John W. Walsh

c/o Cobb Strecker Dunphy & Zimmermann, Inc.
4726 East Towne Blvd., Ste. 230
ADDRESS

Madison, WI 53704
CITY, STATE AND ZIP CODE

608-242-2550
TELEPHONE NUMBER

Note to Surety and Principal: Any bid submitted which this bond guarantees may be rejected if the Power of Attorney form showing that the Agent of Surety is currently authorized to execute bonds on behalf of Surety is not attached to this bond.

Western Surety Company

POWER OF ATTORNEY APPOINTING INDIVIDUAL ATTORNEY-IN-FACT

Know All Men By These Presents, That WESTERN SURETY COMPANY, a South Dakota corporation, is a duly organized and existing corporation having its principal office in the City of Sioux Falls, and State of South Dakota, and that it does by virtue of the signature and seal herein affixed hereby make, constitute and appoint

Betsy K Wright, John W Walsh, Individually

of Madison, WI, its true and lawful Attorney(s)-in-Fact with full power and authority hereby conferred to sign, seal and execute for and on its behalf bonds, undertakings and other obligatory instruments of similar nature

- In Unlimited Amounts -

and to bind it thereby as fully and to the same extent as if such instruments were signed by a duly authorized officer of the corporation and all the acts of said Attorney, pursuant to the authority hereby given, are hereby ratified and confirmed.

This Power of Attorney is made and executed pursuant to and by authority of the By-Law printed on the reverse hereof, duly adopted, as indicated, by the shareholders of the corporation.

In Witness Whereof, WESTERN SURETY COMPANY has caused these presents to be signed by its Senior Vice President and its corporate seal to be hereto affixed on this 22nd day of August, 2011.



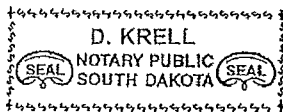
WESTERN SURETY COMPANY

Paul T. Bruslat, Senior Vice President

State of South Dakota }
County of Minnehaha } ss

On this 22nd day of August, 2011, before me personally came Paul T. Bruslat, to me known, who, being by me duly sworn, did depose and say: that he resides in the City of Sioux Falls, State of South Dakota; that he is the Senior Vice President of WESTERN SURETY COMPANY described in and which executed the above instrument; that he knows the seal of said corporation; that the seal affixed to the said instrument is such corporate seal; that it was so affixed pursuant to authority given by the Board of Directors of said corporation and that he signed his name thereto pursuant to like authority, and acknowledges same to be the act and deed of said corporation.

My commission expires
November 30, 2012



D. Krell, Notary Public

CERTIFICATE

I, L. Nelson, Assistant Secretary of WESTERN SURETY COMPANY do hereby certify that the Power of Attorney hereinabove set forth is still in force, and further certify that the By-Law of the corporation printed on the reverse hereof is still in force. In testimony whereof I have hereunto subscribed my name and affixed the seal of the said corporation this 21st day of December, 2011.



WESTERN SURETY COMPANY

L. Nelson, Assistant Secretary

Authorizing By-Law

ADOPTED BY THE SHAREHOLDERS OF WESTERN SURETY COMPANY

This Power of Attorney is made and executed pursuant to and by authority of the following By-Law duly adopted by the shareholders of the Company.

Section 7. All bonds, policies, undertakings, Powers of Attorney, or other obligations of the corporation shall be executed in the corporate name of the Company by the President, Secretary, and Assistant Secretary, Treasurer, or any Vice President, or by such other officers as the Board of Directors may authorize. The President, any Vice President, Secretary, any Assistant Secretary, or the Treasurer may appoint Attorneys in Fact or agents who shall have authority to issue bonds, policies, or undertakings in the name of the Company. The corporate seal is not necessary for the validity of any bonds, policies, undertakings, Powers of Attorney or other obligations of the corporation. The signature of any such officer and the corporate seal may be printed by facsimile.

SECTION H: AGREEMENT

THIS AGREEMENT made this 22nd day of May in the year Two Thousand and Thirteen between **CAPITOL UNDERGROUND, INC.** hereinafter called the Contractor, and the City of Madison, Wisconsin, hereinafter called the City.

WHEREAS, the Common Council of the said City of Madison under the provisions of a resolution adopted **MAY 21, 2013**, and by virtue of authority vested in the said Council, has awarded to the Contractor the work of performing certain construction.

NOW, THEREFORE, the Contractor and the City, for the consideration hereinafter named, agree as follows:

1. **Scope of Work.** The Contractor shall, perform the construction, execution and completion of the following listed complete work or improvement in full compliance with the Plans, Specifications, Standard Specifications, Supplemental Specifications, Special Provisions and contract; perform all items of work covered or stipulated in the proposal; perform all altered or extra work; and shall furnish, unless otherwise provided in the contract, all materials, implements, machinery, equipment, tools, supplies, transportation, and labor necessary to the prosecution and completion of the work or improvements:

HIGHLAND AVE WATER MAIN REPLACEMENT CONTRACT NO. 7071

2. **Completion Date/Contract Time.** Construction work must begin within seven (7) calendar days after the date appearing on mailed written notice to do so shall have been sent to the Contractor and shall be carried on at a rate so as to secure full completion SEE SPECIAL PROVISIONS, the rate of progress and the time of completion being essential conditions of this Agreement.
3. **Contract Price.** The City shall pay to the Contractor at the times, in the manner and on the conditions set forth in said specifications, the sum of **EIGHTY-FIVE THOUSAND EIGHT HUNDRED NINETY-ONE DOLLARS AND FIFTY CENTS (\$85,891.50)** being the amount bid by such Contractor and which was awarded to him/her as provided by law.
4. **Wage Rates for Employees of Public Works Contractors**

General and Authorization. The Contractor shall compensate its employees at the prevailing wage rate in accordance with section 66.0903, Wis. Stats., DWD 290 of the Wisconsin Administrative Code and as hereinafter provided.

"Public Works" shall include building or work involving the erection, construction, remodeling, repairing or demolition of buildings, parking lots, highways, streets, bridges, sidewalks, street lighting, traffic signals, sanitary sewers, water mains and appurtenances, storm sewers, and the grading and landscaping of public lands.

"Building or work" includes construction activity as distinguished from manufacturing, furnishing of materials, or servicing and maintenance work, except for the delivery of mineral aggregate such as sand, gravel, bituminous asphaltic concrete or stone which is incorporated into the work under contract with the City by depositing the material directly in final place from transporting vehicle.

"Erection, construction, remodeling, repairing" means all types of work done on a particular building or work at the site thereof in the construction or development of the project, including without limitation, erecting, construction, remodeling, repairing, altering, painting, and decorating, the transporting of materials and supplies to or from the building or work done by the employees of the Contractor, Subcontractor, or Agent thereof, and the manufacturing or furnishing of materials, articles, supplies or equipment on the site of the building or work, by persons employed by the Contractor, Subcontractor, or Agent thereof.

"Employees working on the project" means laborers, workers, and mechanics employed directly upon the site of work.

"Laborers, Workers, and Mechanics" include pre-apprentices, helpers, trainees, learners and properly registered and indentured apprentices but exclude clerical, supervisory, and other personnel not performing manual labor.

Establishment of Wage Rates. The Department of Public Works shall periodically obtain a current schedule of prevailing wage rates from DWD. The schedule shall be used to establish the City of Madison Prevailing Wage Rate Schedule for Public Works Construction (prevailing wage rate). The Department of Public Works may include known increases to the prevailing wage rate which can be documented and are to occur on a future specific date. The prevailing wage rate shall be included in public works contracts subsequently negotiated or solicited by the City. Except for known increases contained within the schedule, the prevailing wage rate shall not change during the contract. The approved wage rate is attached hereto.

Workforce Profile. The Contractor shall, at the time of signature of the contract, notify the City Engineer in writing of the names and classifications of all the employees of the Contractor, Subcontractors, and Agents proposed for the work. In the alternative, the Contractor shall submit in writing the classifications of all the employees of the Contractor, Subcontractors and Agents and the total number of hours estimated in each classification for the work. This workforce profile(s) shall be reviewed by the City Engineer who may, within ten (10) days, object to the workforce profile(s) as not being reflective of that which would be required for the work. The Contractor may request that the workforce profile, or a portion of the workforce profile, be submitted after the signature of the contract but at least ten (10) days prior to the work commencing. Any costs or time loss resulting from modifications to the workforce profile as a result of the City Engineer's objections shall be the responsibility of the Contractor.

Payrolls and Records. The Contractor shall keep weekly payroll records setting forth the name, address, telephone number, classification, wage rate and fringe benefit package of all the employees who work on the contract, including the employees of the Contractor's subcontractors and agents. Such weekly payroll records must include the required information for all City contracts and all other contracts on which the employee worked during the week in which the employee worked on the contract. The Contractor shall also keep records of the individual time each employee worked on the project and for each day of the project. Such records shall also set forth the total number of hours of overtime credited to each such employee for each day and week and the amount of overtime pay received in that week. The records shall set forth the full weekly wages earned by each employee and the actual hourly wage paid to the employee.

The Contractor shall submit the weekly payroll records, including the records of the Contractor's subcontractors and agents, to the City Engineer for every week that work is being done on the contract. The submittal shall be within twenty-one (21) calendar days of the end of the Contractor's weekly pay period.

Employees shall receive the full amounts accrued at the time of the payment, computed at rates not less than those stated in the prevailing wage rate and each employee's rate shall be determined by the work that is done within the trade or occupation classification which should be properly assigned to the employee.

An employee's classification shall not be changed to a classification of a lesser rate during the contract. If, during the term of the contract, an employee works in a higher pay classification than the one which was previously properly assigned to the employee, then that employee shall be considered to be in the higher pay classification for the balance of the contract, receive the appropriate higher rate of pay, and she/he shall not receive a lesser rate during the balance of the contract. For purposes of clarification, it is noted that there is a distinct difference between working in a different classification with higher pay and doing work within a classification that has

varying rates of pay which are determined by the type of work that is done within the classification. For example, the classification "Operating Engineer" provides for different rates of pay for various classes of work and the Employer shall compensate an employee classified as an "Operating Engineer" based on the highest class of work that is done in one day. Therefore, an "Operating Engineer's" rate may vary on a day to day basis depending on the type of work that is done, but it will never be less than the base rate of an "Operating Engineer". Also, as a matter of clarification, it is recognized that an employee may work in a higher paying classification merely by chance and without prior intention, calculation or design. If such is the case and the performance of the work is truly incidental and the occurrence is infrequent, inconsequential and does not serve to undermine the single classification principle herein, then it may not be required that the employee be considered to be in the higher pay classification and receive the higher rate of pay for the duration of the contract. However, the Contractor is not precluded or prevented from paying the higher rate for the limited time that an employee performs work that is outside of the employee's proper classification.

Questions regarding an employee's classification, rate of pay or rate of pay within a classification, shall be resolved by reference to the established practice that predominates in the industry and on which the trade or occupation rate/classification is based. Rate of pay and classification disputes shall be resolved by relying upon practices established by collective bargaining agreements and guidelines used in such determination by appropriate recognized trade unions operating within the City of Madison.

The Contractor, its Subcontractors and Agents shall submit to interrogation regarding compliance with the provisions of this ordinance.

Mulcting of the employees by the Contractor, Subcontractor, and Agents on Public Works contracts, such as by kickbacks or other devices, is prohibited. The normal rate of wage of the employees of the Contractor, Subcontractor, and Agents shall not be reduced or otherwise diminished as a result of payment of the prevailing wage rate on a public works contract.

Hourly contributions. Hourly contributions shall be determined in accordance with the prevailing wage rate and with DWD. 290.01(10), Wis. Admin. Code.

Apprentices and Subjourney persons. Apprentices and sub journeypersons performing work on the project shall be compensated in accordance with the prevailing wage rate and with DWD 290.02, and 290.025, respectively, Wis. Admin. Code.

Straight Time Wages. The Contractor may pay straight time wages as determined by the prevailing wage rate and DWD 290.04, Wis. Admin. Code.

Overtime Wages. The Contractor shall pay overtime wages as required by the prevailing wage rate and DWD 290.05, Wis. Admin. Code.

Posting of Wage Rates and Hours. A clearly legible copy of the prevailing wage rate, together with the provisions of Sec. 66.0903(10)(a) and (11)(a), Wis. Stats., shall be kept posted in at least one conspicuous and easily accessible place at the project site by the Contractor and such notice shall remain posted during the full time any laborers, workers or mechanics are employed on the contract.

Evidence of Compliance by Contractor. Upon completion of the contract, the Contractor shall file with the Department of Public Works an affidavit stating:

- a. That the Contractor has complied fully with the provisions and requirements of Sec. 66.0903(3), Wis. Stats., and Chapter DWD 290, Wis. Admin. Code; the Contractor has received evidence of compliance from each of the agents and subcontractors; and the names and addresses of all of the subcontractors and agents who worked on the contract.

- b. That full and accurate records have been kept, which clearly indicate the name and trade or occupation of every laborer, worker or mechanic employed by the Contractor in connection with work on the project. The records shall show the number of hours worked by each employee and the actual wages paid therefore; where these records will be kept and the name, address and telephone number of the person who will be responsible for keeping them. The records shall be retained and made available for a period of at least three (3) years following the completion of the project of public works and shall not be removed without prior notification to the municipality.

Evidence of Compliance by Agent and Subcontractor. Each agent and subcontractor shall file with the Contractor, upon completion of their portion of the work on the contract an affidavit stating that all the provisions of Sec. 66.0903(3), Wis. Stats., have been fully complied with and that full and accurate records have been kept, which clearly indicate the name and trade or occupation of every laborer, worker or mechanic employed by the Contractor in connection with work on the project. The records shall show the number of hours worked by each employee and the actual wages paid therefore; where these records shall be kept and the name, address and telephone number of the person who shall be responsible for keeping them. The records shall be retained and made available for a period of at least three (3) years following the completion of the project of public works and shall not be removed without prior notification to the municipality.

Failure to Comply with the Prevailing Wage Rate. If the Contractor fails to comply with the prevailing wage rate, she/he shall be in default on the contract.

5. **Affirmative Action.** In the performance of the services under this Agreement the Contractor agrees not to discriminate against any employee or applicant because of race, religion, marital status, age, color, sex, disability, national origin or ancestry, income level or source of income, arrest record or conviction record, less than honorable discharge, physical appearance, sexual orientation, political beliefs, or student status. The Contractor further agrees not to discriminate against any subcontractor or person who offers to subcontract on this contract because of race, religion, color, age, disability, sex or national origin.

The Contractor agrees that within thirty (30) days after the effective date of this agreement, the Contractor will provide to the City Affirmative Action Division certain workforce utilization statistics, using a form to be furnished by the City.

If the contract is still in effect, or if the City enters into a new agreement with the Contractor, within one year after the date on which the form was required to be provided, the Contractor will provide updated workforce information using a second form, also to be furnished by the City. The second form will be submitted to the City Affirmative Action Division no later than one year after the date on which the first form was required to be provided.

The Contractor further agrees that, for at least twelve (12) months after the effective date of this contract, it will notify the City Affirmative Action Division of each of its job openings at facilities in Dane County for which applicants not already employees of the Contractor are to be considered. The notice will include a job description, classification, qualifications and application procedures and deadlines. The Contractor agrees to interview and consider candidates referred by the Affirmative Action Division if the candidate meets the minimum qualification standards established by the Contractor, and if the referral is timely. A referral is timely if it is received by the Contractor on or before the date started in the notice.

Articles of Agreement Article I

The Contractor shall take affirmative action in accordance with the provisions of this contract to insure that applicants are employed, and that employees are treated during employment without regard to race, religion, color, age, marital status, disability, sex or national original and that the

employer shall provide harassment free work environment for the realization of the potential of each employee. Such action shall include, but not be limited to, the following: employment, upgrading, demotion or transfer, recruitment or recruitment advertising, layoff or termination, rates of pay or other forms of compensation and selection for training including apprenticeship insofar as it is within the control of the Contractor. The Contractor agrees to post in conspicuous places available to employees and applicants notices to be provided by the City setting out the provisions of the nondiscrimination clauses in this contract.

Article II

The Contractor shall in all solicitations or advertisements for employees placed by or on behalf of the Contractors state that all qualified or qualifiable applicants will be employed without regard to race, religion, color, age, marital status, disability, sex or national origin.

Article III

The Contractor shall send to each labor union or representative of workers with which it has a collective bargaining agreement or other contract or understanding a notice to be provided by the City advising the labor union or worker's representative of the Contractor's equal employment opportunity and affirmative action commitments. Such notices shall be posted in conspicuous places available to employees and applicants for employment.

Article V

The Contractor agrees that it will comply with all provisions of the Affirmative Action Ordinance of the City of Madison, including the contract compliance requirements. The Contractor agrees to submit the model affirmative action plan for public works contractors in a form approved by the Director of Affirmative Action.

Article VI

The Contractor will maintain records as required by Section 39.02(9)(f) of the Madison General Ordinances and will provide the City Affirmative Action Division with access to such records and to persons who have relevant and necessary information, as provided in Section 39.02(9)(f). The City agrees to keep all such records confidential, except to the extent that public inspection is required by law.

Article VII

In the event of the Contractor's or subcontractor's failure to comply with the Equal Employment Opportunity and Affirmative Action Provisions of this contract or Section 39.03 and 39.02 of the Madison General Ordinances, it is agreed that the City at its option may do any or all of the following:

1. Cancel, terminate or suspend this Contract in whole or in part.
2. Declare the Contractor ineligible for further City contracts until the Affirmative Action requirements are met.
3. Recover on behalf of the City from the prime Contractor 0.5 percent of the contract award price for each week that such party fails or refuses to comply, in the nature of liquidated damages, but not to exceed a total of five percent (5%) of the contract price, or five thousand dollars (\$5,000), whichever is less. Under public works contracts, if a subcontractor is in noncompliance, the City may recover liquidated damages from the prime Contractor in the manner described above. The preceding sentence shall not be construed to prohibit a prime Contractor from recovering the amount of such damage from the non-complying subcontractor.

Article VIII

The Contractor shall include the above provisions of this contract in every subcontract so that such provisions will be binding upon each subcontractor. The Contractor shall take such action with respect to any subcontractor as necessary to enforce such provisions, including sanctions provided for noncompliance.

Article IX

The Contractor shall allow the maximum feasible opportunity to small business enterprises to compete for any subcontracts entered into pursuant to this contract.

HIGHLAND AVE WATER MAIN REPLACEMENT
CONTRACT NO. 7071

IN WITNESS WHEREOF, the Contractor has hereunto set his/her hand and seal and the City has caused these presents to be sealed with its corporate seal and to be subscribed by its Mayor and City Clerk the day and year first above written.

Countersigned:

CAPITOL UNDERGROUND, INC.

Company Name

[Signature] 5/22/13
Witness Date

[Signature] 5/22/13
President Date

[Signature] 5/22/13
Witness Date

[Signature] 5/22/13
Secretary Date

CITY OF MADISON, WISCONSIN

Provisions have been made to pay the liability that will accrue under this contract.

Approved as to form:

[Signature]
Finance Director

[Signature]
City Attorney


Signed this 31st day of May, 20 13

[Signature]
Witness

[Signature] 5/31/13
Mayor Date

[Signature] 5-28-13
Witness

[Signature] 5/28/13
City Clerk Date



SECTION I: PAYMENT AND PERFORMANCE BOND

KNOW ALL MEN BY THESE PRESENTS, that we CAPITOL UNDERGROUND, INC. as principal, and WESTERN SURETY COMPANY Company of Sioux Falls, SD as surety, are held and firmly bound unto the City of Madison, Wisconsin, in the sum of EIGHTY-FIVE THOUSAND EIGHT HUNDRED NINETY-ONE DOLLARS AND FIFTY CENTS (\$85,891.50), lawful money of the United States, for the payment of which sum to the City of Madison, we hereby bind ourselves and our respective executors and administrators firmly by these presents.

The condition of this Bond is such that if the above bounden shall on his/her part fully and faithfully perform all of the terms of the Contract entered into between him/herself and the City of Madison for the construction of:

**HIGHLAND AVE WATER MAIN REPLACEMENT
CONTRACT NO. 7071**

in Madison, Wisconsin, and shall pay all claims for labor performed and material furnished in the prosecution of said work, and save the City harmless from all claims for damages because of negligence in the prosecution of said work, and shall save harmless the said City from all claims for compensation (under Chapter 102, Wisconsin Statutes) of employees and employees of subcontractor, then this Bond is to be void, otherwise of full force, virtue and effect.

Signed and sealed this 22ND day of May, 2013

Countersigned:

CAPITOL UNDERGROUND, INC.
Company Name (Principal)

[Signature]
Witness

[Signature]
President Seal

[Signature]
Secretary

Approved as to form:

WESTERN SURETY COMPANY
Surety Seal
 Salary Employee Commission


[Signature]
City Attorney

By [Signature]
Attorney-in-Fact John W. Walsh

This certifies that I have been duly licensed as an agent for the above company in Wisconsin under License No. 168955 for the year 2013, and appointed as attorney-in-fact with authority to execute this payment and performance bond which power of attorney has not been revoked.

May 22, 2013
Date

[Signature]
Agent John W. Walsh



Western Surety Company

POWER OF ATTORNEY APPOINTING INDIVIDUAL ATTORNEY-IN-FACT

Know All Men By These Presents, That WESTERN SURETY COMPANY, a South Dakota corporation, is a duly organized and existing corporation having its principal office in the City of Sioux Falls, and State of South Dakota, and that it does by virtue of the signature and seal herein affixed hereby make, constitute and appoint

Betsy K Wright, John W Walsh, Individually

of Madison, WI, its true and lawful Attorney(s)-in-Fact with full power and authority hereby conferred to sign, seal and execute for and on its behalf bonds, undertakings and other obligatory instruments of similar nature

- In Unlimited Amounts -

and to bind it thereby as fully and to the same extent as if such instruments were signed by a duly authorized officer of the corporation and all the acts of said Attorney, pursuant to the authority hereby given, are hereby ratified and confirmed.

This Power of Attorney is made and executed pursuant to and by authority of the By-Law printed on the reverse hereof, duly adopted, as indicated, by the shareholders of the corporation.

In Witness Whereof, WESTERN SURETY COMPANY has caused these presents to be signed by its Vice President and its corporate seal to be hereto affixed on this 15th day of October, 2012.



WESTERN SURETY COMPANY

Paul T. Bruflat


Paul T. Bruflat, Vice President

State of South Dakota }
County of Minnehaha } ss

On this 15th day of October, 2012, before me personally came Paul T. Bruflat, to me known, who, being by me duly sworn, did depose and say: that he resides in the City of Sioux Falls, State of South Dakota; that he is the Vice President of WESTERN SURETY COMPANY described in and which executed the above instrument; that he knows the seal of said corporation; that the seal affixed to the said instrument is such corporate seal; that it was so affixed pursuant to authority given by the Board of Directors of said corporation and that he signed his name thereto pursuant to like authority, and acknowledges same to be the act and deed of said corporation.

My commission expires

June 23, 2015



J. Mohr

J. Mohr, Notary Public

CERTIFICATE

I, L. Nelson, Assistant Secretary of WESTERN SURETY COMPANY do hereby certify that the Power of Attorney hereinabove set forth is still in force, and further certify that the By-Law of the corporation printed on the reverse hereof is still in force. In testimony whereof I have hereunto subscribed my name and affixed the seal of the said corporation this 22nd day of May, 2013.



WESTERN SURETY COMPANY

L. Nelson

L. Nelson, Assistant Secretary

Authorizing By-Law

ADOPTED BY THE SHAREHOLDERS OF WESTERN SURETY COMPANY

This Power of Attorney is made and executed pursuant to and by authority of the following By-Law duly adopted by the shareholders of the Company.

Section 7. All bonds, policies, undertakings, Powers of Attorney, or other obligations of the corporation shall be executed in the corporate name of the Company by the President, Secretary, and Assistant Secretary, Treasurer, or any Vice President, or by such other officers as the Board of Directors may authorize. The President, any Vice President, Secretary, any Assistant Secretary, or the Treasurer may appoint Attorneys in Fact or agents who shall have authority to issue bonds, policies, or undertakings in the name of the Company. The corporate seal is not necessary for the validity of any bonds, policies, undertakings, Powers of Attorney or other obligations of the corporation. The signature of any such officer and the corporate seal may be printed by facsimile.

SECTION J: PREVAILING WAGE RATES

PREVAILING WAGE RATE DETERMINATION

Issued by the State of Wisconsin
Department of Workforce Development
Pursuant to s. 66.0903, Wis. Stats.
Issued On: 01/10/2013
Amended On: 02/18/2013

DETERMINATION NUMBER: 201300080

EXPIRATION DATE: Prime Contracts MUST Be Awarded or Negotiated On Or Before 12/31/2013. If NOT, You MUST Reapply.

PROJECT NAME: ALL PUBLIC WORKS PROJECTS UNDER SEC 66.0903, STATS - CITY OF MADISON

PROJECT LOCATION: MADISON CITY, DANE COUNTY, WI

CONTRACTING AGENCY: CITY OF MADISON-ENGINEERING

CLASSIFICATION:	Contractors are responsible for correctly classifying their workers. Either call the Department of Workforce Development (DWD) with trade or classification questions or consult DWD's Dictionary of Occupational Classifications & Work Descriptions on the DWD website at: dwd.wisconsin.gov/er/prevailing_wage_rate/Dictionary/dictionary_main.htm .
OVERTIME:	<p>Time and one-half must be paid for all hours worked:</p> <ul style="list-style-type: none">- over 10 hours per day on prevailing wage projects- over 40 hours per calendar week- Saturday and Sunday- on all of the following holidays: January 1; the last Monday in May; July 4; the 1st Monday in September; the 4th Thursday in November; December 25;- The day before if January 1, July 4 or December 25 falls on a Saturday;- The day following if January 1, July 4 or December 25 falls on a Sunday. <p>Apply the time and one-half overtime calculation to whichever is higher between the Hourly Basic Rate listed on this project determination or the employee's regular hourly rate of pay. Add any applicable Premium or DOT Premium to the Hourly Basic Rate before calculating overtime.</p> <p>A DOT Premium (discussed below) may supersede this time and one-half requirement.</p>
FUTURE INCREASE:	When a specific trade or occupation requires a future increase, you MUST add the full hourly increase to the "TOTAL" on the effective date(s) indicated for the specific trade or occupation.
PREMIUM PAY:	If indicated for a specific trade or occupation, the full amount of such pay MUST be added to the "HOURLY BASIC RATE OF PAY" indicated for such trade or occupation, whenever such pay is applicable.
DOT PREMIUM:	This premium only applies to highway and bridge projects owned by the Wisconsin Department of Transportation and to the project type heading "Airport Pavement or State Highway Construction." DO NOT apply the premium calculation under any other project type on this determination.
APPRENTICES:	Pay apprentices a percentage of the applicable journey person's hourly basic rate of pay and hourly fringe benefit contributions specified in this determination. Obtain the appropriate percentage from each apprentice's contract or indenture.
SUBJOURNEY:	Subjourney wage rates may be available for some of the trades or occupations indicated below with the exception of laborers, truck drivers and heavy equipment operators. Any employer interested in using a subjourney classification on this project MUST complete Form ERD-10880 and request the applicable wage rate from the Department of Workforce Development PRIOR to using the subjourney worker on this project.

This document **MUST BE POSTED** by the **CONTRACTING AGENCY** in at least one conspicuous and easily accessible place on **the site of the project**. A local governmental unit may post this document at the place normally used to post public notices if there is no common site on the project. This document **MUST** remain posted during the entire time any worker is employed on the project and **MUST** be physically incorporated into the specifications and all contracts and subcontracts. If you have any questions, please write to the Equal Rights Division, Labor Standards Bureau, P.O. Box 8928, Madison, Wisconsin 53708 or call (608) 266-6861.

The following statutory provisions apply to local governmental unit projects of public works and are set forth below pursuant to the requirements of s. 66.0903(8), Stats.

s. 66.0903 (1) (f) & s. 103.49 (1) (c) "PREVAILING HOURS OF LABOR" for any trade or occupation in any area means 10 hours per day and 40 hours per week and may not include any hours worked on a Saturday or Sunday or on any of the following holidays:

1. January 1.
2. The last Monday in May.
3. July 4.
4. The first Monday in September.
5. The 4th Thursday in November.
6. December 25.
7. The day before if January 1, July 4 or December 25 falls on a Saturday.
8. The day following if January 1, July 4 or December 25 falls on a Sunday.

s. 66.0903 (10) RECORDS; INSPECTION; ENFORCEMENT.

(a) Each contractor, subcontractor, or contractor's or subcontractor's agent performing work on a project of public works that is subject to this section shall keep full and accurate records clearly indicating the name and trade or occupation of every person performing the work described in sub. (4) and an accurate record of the number of hours worked by each of those persons and the actual wages paid for the hours worked.

s. 66.0903 (11) LIABILITY AND PENALTIES.

- (a) 1. Any contractor, subcontractor, or contractor's or subcontractor's agent who fails to pay the prevailing wage rate determined by the department under sub. (3) or who pays less than 1.5 times the hourly basic rate of pay for all hours worked in excess of the prevailing hours of labor is liable to any affected employee in the amount of his or her unpaid wages or his or her unpaid overtime compensation and in an additional amount as liquidated damages as provided under subd. 2., 3., whichever is applicable.
2. If the department determines upon inspection under sub. (10) (b) or (c) that a contractor, subcontractor, or contractor's or subcontractor's agent has failed to pay the prevailing wage rate determined by the department under sub. (3) or has paid less than 1.5 times the hourly basic rate of pay for all hours worked in excess of the prevailing hours of labor, the department shall order the contractor to pay to any affected employee the amount of his or her unpaid wages or his or her unpaid overtime compensation and an additional amount equal to 100 percent of the amount of those unpaid wages or that unpaid overtime compensation as liquidated damages within a period specified by the department in the order.
3. In addition to or in lieu of recovering the liability specified in subd. 1. as provided in subd. 2., any employee for and in behalf of that employee and other employees similarly situated may commence an action to recover that liability in any court of competent jurisdiction. If the court finds that a contractor, subcontractor, or contractor's or subcontractor's agent has failed to pay the prevailing wage rate determined by the department under sub. (3) or has paid less than 1.5 times the hourly basic rate of pay for all hours worked in excess of the prevailing hours of labor, the court shall order the contractor, subcontractor, or agent to pay to any affected employee the amount of his or her unpaid wages or his or her unpaid overtime compensation and an additional amount equal to 100 percent of the amount of those unpaid wages or that unpaid overtime compensation as liquidated damages.
5. No employee may be a party plaintiff to an action under subd. 3. unless the employee consents in writing to become a party and the consent is filed in the court in which the action is brought. Notwithstanding s. 814.04 (1), the court shall, in addition to any judgment awarded to the plaintiff, allow reasonable attorney fees and costs to be paid by the defendant.

BUILDING OR HEAVY CONSTRUCTION

Includes sheltered enclosures with walk-in access for the purpose of housing persons, employees, machinery, equipment or supplies and non-sheltered work such as canals, dams, dikes, reservoirs, storage tanks, etc. A sheltered enclosure need not be "habitable" in order to be considered a building. The installation of machinery and/or equipment, both above and below grade level, does not change a project's character as a building. On-site grading, utility work and landscaping are included within this definition. Residential buildings of four (4) stories or less, agricultural buildings, parking lots and driveways are NOT included within this definition.

SKILLED TRADES

<u>CODE</u>	<u>TRADE OR OCCUPATION</u>	<u>HOURLY BASIC RATE OF PAY</u> \$	<u>HOURLY FRINGE BENEFITS</u> \$	<u>TOTAL</u> \$
Fringe Benefits Must Be Paid On <u>All</u> Hours Worked				
101	Acoustic Ceiling Tile Installer	30.16	15.31	45.47
102	Boilermaker	31.09	24.52	55.61
103	Bricklayer, Blocklayer or Stonemason Future Increase(s): Add \$.80 on 6/1/2013 Premium Increase(s): DOT PREMIUM: Pay two times the hourly basic rate on Sunday, New Year's Day, Memorial Day, Independence Day, Labor Day, Thanksgiving Day & Christmas Day.	32.01	17.35	49.36
104	Cabinet Installer	30.16	15.31	45.47
105	Carpenter	30.16	15.31	45.47
106	Carpet Layer or Soft Floor Coverer	30.16	15.31	45.47
107	Cement Finisher	31.48	13.19	44.67
108	Drywall Taper or Finisher	25.10	14.78	39.88
109	Electrician Premium Increase(s): DOT PREMIUM: Pay two times the hourly basic rate on Sunday, New Year's Day, Memorial Day, Independence Day, Labor Day, Thanksgiving Day & Christmas Day.	32.94	18.80	51.74
110	Elevator Constructor	44.94	23.84	68.78
111	Fence Erector	22.50	3.98	26.48
112	Fire Sprinkler Fitter	36.07	18.60	54.67
113	Glazier	37.13	12.32	49.45
114	Heat or Frost Insulator	33.93	23.26	57.19
115	Insulator (Batt or Blown)	27.47	19.16	46.63
116	Ironworker	30.90	19.11	50.01
117	Lather	30.16	15.31	45.47
118	Line Constructor (Electrical)	37.05	16.94	53.99

Fringe Benefits Must Be Paid On <u>All</u> Hours Worked		HOURLY BASIC RATE OF PAY	HOURLY FRINGE BENEFITS	TOTAL
CODE	TRADE OR OCCUPATION	\$	\$	\$
119	Marble Finisher	20.00	0.00	20.00
120	Marble Mason	32.01	16.85	48.86
121	Metal Building Erector	18.05	8.08	26.13
122	Millwright	31.76	15.36	47.12
123	Overhead Door Installer	13.50	0.00	13.50
124	Painter	24.80	14.78	39.58
125	Pavement Marking Operator	30.00	0.00	30.00
126	Piledriver	30.66	15.31	45.97
127	Pipeline Fuser or Welder (Gas or Utility)	30.18	19.29	49.47
129	Plasterer	30.03	16.36	46.39
130	Plumber	36.17	15.37	51.54
132	Refrigeration Mechanic	42.45	16.71	59.16
133	Roofer or Waterproofer	30.40	2.23	32.63
134	Sheet Metal Worker	34.23	20.19	54.42
135	Steamfitter	41.20	16.28	57.48
137	Teledata Technician or Installer Premium Increase(s): DOT PREMIUM: Pay two times the hourly basic rate on Sunday, New Year's Day, Memorial Day, Independence Day, Labor Day, Thanksgiving Day & Christmas Day.	21.89	11.85	33.74
138	Temperature Control Installer	41.20	16.21	57.41
139	Terrazzo Finisher Future Increase(s): Add \$.80 on 6/1/2013	26.57	16.50	43.07
140	Terrazzo Mechanic	29.51	17.63	47.14
141	Tile Finisher Future Increase(s): Add \$.80/hr on 6/1/2013.	23.77	16.50	40.27
142	Tile Setter Future Increase(s): Add \$.80/hr on 6/1/2013.	29.71	16.50	46.21
143	Tuckpointer, Caulker or Cleaner Future Increase(s): Add \$.80 on 6/1/2013 Premium Increase(s): DOT PREMIUM: Pay two times the hourly basic rate on Sunday, New Year's Day, Memorial Day, Independence Day, Labor Day, Thanksgiving Day & Christmas Day.	32.01	17.35	49.36

Fringe Benefits Must Be Paid On <u>All</u> Hours Worked		HOURLY BASIC RATE OF PAY	HOURLY FRINGE BENEFITS	TOTAL
CODE	TRADE OR OCCUPATION	\$	\$	\$
144	Underwater Diver (Except on Great Lakes)	34.16	15.31	49.47
146	Well Driller or Pump Installer Future Increase(s): Add \$.20/hr on 06/01/2013.	25.32	15.45	40.77
147	Siding Installer	37.20	17.01	54.21
150	Heavy Equipment Operator - ELECTRICAL LINE CONSTRUCTION ONLY	28.24	15.10	43.34
151	Light Equipment Operator -ELECTRICAL LINE CONSTRUCTION ONLY	29.64	14.64	44.28
152	Heavy Truck Driver - ELECTRICAL LINE CONSTRUCTION ONLY	25.94	13.57	39.51
153	Light Truck Driver - ELECTRICAL LINE CONSTRUCTION ONLY	24.08	12.96	37.04
154	Groundman - ELECTRICAL LINE CONSTRUCTION ONLY	24.00	11.57	35.57

TRUCK DRIVERS

Fringe Benefits Must Be Paid On <u>All</u> Hours Worked		HOURLY BASIC RATE OF PAY	HOURLY FRINGE BENEFITS	TOTAL
CODE	TRADE OR OCCUPATION	\$	\$	\$
201	Single Axle or Two Axle	31.89	17.98	49.87
203	Three or More Axle	18.00	11.45	29.45
204	Articulated, Euclid, Dumptor, Off Road Material Hauler Future Increase(s): Add \$1/hr on 6/2/2013.	32.39	18.46	50.85
205	Pavement Marking Vehicle	20.85	11.02	31.87
207	Truck Mechanic	18.00	11.45	29.45

LABORERS

Fringe Benefits Must Be Paid On <u>All</u> Hours Worked		HOURLY BASIC RATE OF PAY	HOURLY FRINGE BENEFITS	TOTAL
CODE	TRADE OR OCCUPATION	\$	\$	\$
301	General Laborer Future Increase(s): Add \$.75/hr. on 06/03/2013 Premium Increase(s): Add \$1.00/hr for certified welder; Add \$.25/hr for mason tender	24.19	13.90	38.09
302	Asbestos Abatement Worker	18.00	0.00	18.00
303	Landscaper	15.00	3.90	18.90
310	Gas or Utility Pipeline Laborer (Other Than Sewer and Water)	20.94	12.65	33.59

Fringe Benefits Must Be Paid On <u>All</u> Hours Worked		HOURLY BASIC RATE OF PAY	HOURLY FRINGE BENEFITS	TOTAL
CODE	TRADE OR OCCUPATION	\$	\$	\$
311	Fiber Optic Laborer (Outside, Other Than Concrete Encased) Premium Increase(s): DOT PREMIUMS: Pay two times the hourly basic rate on New Year's Day, Memorial Day, Independence Day, Labor Day, Thanksgiving Day & Christmas Day.	18.31	12.67	30.98
314	Railroad Track Laborer	23.41	6.91	30.32
315	Final Construction Clean-Up Worker	24.69	12.90	37.59

**HEAVY EQUIPMENT OPERATORS
SITE PREPARATION, UTILITY OR LANDSCAPING WORK ONLY**

Fringe Benefits Must Be Paid On <u>All</u> Hours Worked		HOURLY BASIC RATE OF PAY	HOURLY FRINGE BENEFITS	TOTAL
CODE	TRADE OR OCCUPATION	\$	\$	\$
501	Air Track, Rotary or Percussion Drilling Machine &/or Hammers, Blaster; Asphalt Milling Machine; Boring Machine (Directional, Horizontal or Vertical); Backhoe (Track Type) Having a Mfg'r's Rated Capacity of 130,000 Lbs. or Over; Backhoe (Track Type) Having a Mfg'r's Rated Capacity of Under 130,000 Lbs., Backhoe (Mini, 15,000 Lbs. & Under); Bulldozer or Endloader (Over 40 hp); Compactor (Self-Propelled 85 Ft Total Drum Width & Over, or Tractor Mounted, Towed & Light Equipment); Concrete Batch Plant, Batch Hopper; Concrete Breaker (Large, Auto, Vibratory/Sonic, Manual or Remote); Crane, Shovel, Dragline, Clamshells; Forklift (Machinery Moving or Steel Erection, 25 Ft & Over); Gradall (Cruz-Aire Type); Grader or Motor Patrol; Master Mechanic; Mechanic or Welder; Robotic Tool Carrier (With or Without Attachments); Scraper (Self Propelled or Tractor Drawn) 5 cu yds or More Capacity; Tractor or Truck Mounted Hydraulic Backhoe; Tractor or Truck Mounted Hydraulic Crane (10 Tons or Under); Tractor (Scraper, Dozer, Pusher, Loader); Trencher (Wheel Type or Chain Type Having Over 8 Inch Bucket). Future Increase(s): Add \$1/hr on 6/2/2013.	32.39	18.46	50.85
502	Backfiller; Broom or Sweeper; Bulldozer or Endloader (Under 40 hp); Environmental Burner; Forestry Equipment, Timbco, Tree Shear, Tub Grinder, Processor; Jeep Digger; Screed (Milling Machine); Skid Rig; Straddle Carrier or Travel Lift; Stump Chipper; Trencher (Wheel Type or Chain Type Having 8 Inch Bucket & Under). Future Increase(s): Add \$1/hr on 6/2/2013.	32.39	18.46	50.85
503	Air Compressor (&/or 400 CFM or Over); Augers (Vertical & Horizontal); Compactor (Self-Propelled 84 Ft Total Drum Width & Under, or Tractor Mounted, Towed & Light Equipment); Crusher, Screening or Wash Plant; Farm or Industrial Type Tractor; Forklift; Generator (&/or 150 KW or Over); Greaser; High Pressure Utility Locating Machine (Daylighting Machine); Mulcher; Oiler; Post Hole Digger or Driver; Pump (3 Inch or Over) or Well Points; Refrigeration Plant or Freeze Machine; Rock, Stone Breaker; Skid Steer Loader (With or Without Attachments); Vibratory Hammer or Extractor, Power Pack. Future Increase(s): Add \$1/hr on 6/2/2013.	30.32	18.46	48.78

Fringe Benefits Must Be Paid On <u>All</u> Hours Worked		HOURLY BASIC RATE OF PAY	HOURLY FRINGE BENEFITS	TOTAL
CODE	TRADE OR OCCUPATION	\$	\$	\$
504	Work Performed on the Great Lakes Including Diver; Wet Tender or Hydraulic Dredge Engineer.	37.45	19.45	56.90
505	Work Performed on the Great Lakes Including Crane or Backhoe Operator; Assistant Hydraulic Dredge Engineer; Hydraulic Dredge Leverman or Diver's Tender; Mechanic or Welder; 70 Ton & Over Tug Operator. Future Increase(s): Add \$2.19/hr on 01/01/2013; Add \$2.00/hr on 01/01/2014. Premium Increase(s): Add \$.50/hr for Friction Crane, Lattice Boom or Crane Certification (CCO).	38.80	20.17	58.97
506	Work Performed on the Great Lakes Including Deck Equipment Operator or Machineryman (Maintains Cranes Over 50 Tons or Backhoes 115,000 Lbs. or More); Tug, Launch or Loader, Dozer or Like Equipment When Operated on a Barge, Breakwater Wall, Slip, Dock or Scow, Deck Machinery. Future Increase(s): Add \$2.08/hr on 01/01/2013; Add \$2.00/hr on 01/01/2014.	34.50	20.04	54.54
507	Work Performed on the Great Lakes Including Deck Equipment Operator, Machineryman or Fireman (Operates 4 Units or More or Maintains Cranes 50 Tons or Under or Backhoes 115,000 Lbs. or Under); Deck Hand, Deck Engineer or Assistant Tug Operator; Off Road Trucks - Great Lakes ONLY. Future Increase(s): Add \$1.88/hr on 01/01/2013; Add \$2.00/hr on 01/01/2014.	28.70	19.86	48.56

**HEAVY EQUIPMENT OPERATORS
EXCLUDING SITE PREPARATION, UTILITY, PAVING LANDSCAPING WORK**

Fringe Benefits Must Be Paid On <u>All</u> Hours Worked		HOURLY BASIC RATE OF PAY	HOURLY FRINGE BENEFITS	TOTAL
CODE	TRADE OR OCCUPATION	\$	\$	\$
508	Boring Machine (Directional); Crane, Tower Crane, Pedestal Tower or Derrick, With or Without Attachments, With a Lifting Capacity of Over 100 Tons, Self-Erecting Tower Crane With a Lifting Capacity of Over 4,000 Lbs., Crane With Boom Dollies; Crane, Tower Crane, Pedestal Tower or Derrick, With Boom, Leads &/or Jib Lengths Measuring 176 Ft or Over; Master Mechanic. Future Increase(s): Add \$1/hr on 6/2/2013. Premium Increase(s): Add \$.50/hr for >200 Ton / Add \$1/hr at 300 Ton / Add \$1.50 at 400 Ton / Add \$2/hr at 500 Ton & Over.	35.12	18.46	53.58

Fringe Benefits Must Be Paid On <u>All</u> Hours Worked		HOURLY BASIC RATE OF PAY	HOURLY FRINGE BENEFITS	TOTAL
CODE	TRADE OR OCCUPATION	\$	\$	\$
509	Backhoe (Track Type) Having a Mfgr's Rated Capacity of 130,000 Lbs. or Over; Boring Machine (Horizontal or Vertical); Caisson Rig; Crane, Tower Crane, Portable Tower, Pedestal Tower or Derrick, With or Without Attachments, With a Lifting Capacity of 100 Tons or Under, Self-Erecting Tower Crane With A Lifting Capacity Of 4,000 Lbs. & Under; Crane, Tower Crane, Portable Tower, Pedestal Tower or Derrick, With Boom, Leads &/or Jib Lengths Measuring 175 Ft or Under; Pile Driver; Versi Lifts, Tri-Lifts & Gantry (20,000 Lbs. & Over). Future Increase(s): Add \$1/hr on 6/2/2013. Premium Increase(s): Add \$.25/hr for all >45 Ton lifting capacity cranes.	34.12	18.46	52.58
510	Backhoe (Track Type) Having a Mfgr.'s Rated Capacity of Under 130,000 Lbs., Backhoe (Mini, 15,000 Lbs. & Under); Concrete Bump Cutter, Grinder, Planing or Grooving Machine; Concrete Laser/Screed; Concrete Paver (Slipform); Concrete Pump (Over 46 Meter), Concrete Conveyor (Rotec or Bidwell Type); Concrete Slipform Placer Curb & Gutter Machine; Concrete Spreader & Distributor; Dredge (NOT Performing Work on the Great Lakes); Forklift (Machinery Moving or Steel Erection, 25 Ft & Over); Gradall (Cruz-Aire Type); Hydro-Blaster (10,000 PSI or Over); Milling Machine; Skid Rig; Traveling Crane (Bridge Type).	32.42	17.97	50.39
511	Air, Track, Rotary or Percussion Drilling Machine &/or Hammers, Blaster; Bulldozer or Endloader (Over 40 hp); Compactor (Self-Propelled 85 Ft Total Drum Width & Over, or Tractor Mounted, Towed & Light Equipment); Concrete Pump (46 Meter & Under), Concrete Conveyor (Rotec or Bidwell Type); Crane (Carry Deck, Mini) or Truck Mounted Hydraulic Crane (10 Tons or Under); Environmental Burner; Gantry (Under 20,000 Lbs.); Grader or Motor Patrol; High Pressure Utility Locating Machine (Daylighting Machine); Manhoist; Material or Stack Hoist; Mechanic or Welder; Railroad Track Rail Leveling Machine, Tie Placer, Extractor, Tamper, Stone Leveler or Rehabilitation Equipment; Roller (Over 5 Ton); Scraper (Self Propelled or Tractor Drawn) 5 cu yd or More Capacity; Screed (Milling Machine); Sideboom; Straddle Carrier or Travel Lift; Tining or Curing Machine; Tractor (Scraper, Dozer, Pusher, Loader); Tractor or Truck Mounted Hydraulic Backhoe; Tractor or Truck Mounted Hydraulic Crane (10 Tons or Under); Trencher (Wheel Type or Chain Type Having Over 8-Inch Bucket). Future Increase(s): Add \$1/hr on 6/2/2013.	32.39	18.46	50.85
512	Backfiller; Broom or Sweeper; Bulldozer or Endloader (Under 40 hp); Compactor (Self-Propelled 84 Ft Total Drum Width & Under, or Tractor Mounted, Towed & Light Equipment); Concrete Batch Plant, Batch Hopper; Concrete Breaker (Large, Auto, Vibratory/Sonic, Manual or Remote); Concrete Conveyor System; Concrete Finishing Machine (Road Type); Fireman (Pile Driver & Derrick NOT Performing Work on the Great Lakes); Grout Pump; Hoist (Tugger, Automatic); Industrial Locomotives; Jeep Digger; Lift Slab Machine; Mulcher; Roller (Rubber Tire, 5 Ton or Under); Screw or Gypsum Pumps; Stabilizing or Concrete Mixer (Self-Propelled or 14S or Over); Stump Chipper; Trencher (Wheel Type or Chain Type Having 8-Inch Bucket & Under); Winches & A-Frames. Future Increase(s): Add \$1/hr on 6/2/2013.	30.32	18.46	48.78

Fringe Benefits Must Be Paid On <u>All</u> Hours Worked		HOURLY BASIC RATE OF PAY	HOURLY FRINGE BENEFITS	TOTAL
CODE	TRADE OR OCCUPATION	\$	\$	\$
513	Air Compressor (&/or 400 CFM or Over); Air, Electric or Hydraulic Jacking System; Augers (Vertical & Horizontal); Boatmen (NOT Performing Work on the Great Lakes); Boiler (Temporary Heat); Crusher, Screening or Wash Plant; Elevator; Farm or Industrial Type Tractor; Fireman (Asphalt Plant NOT Performing Work on the Great Lakes); Forklift; Generator (&/or 150 KW or Over); Greaser; Heaters (Mechanical); Loading Machine (Conveyor); Oiler; Post Hole Digger or Driver; Prestress Machine; Pump (3 Inch or Over) or Well Points; Refrigeration Plant or Freeze Machine; Robotic Tool Carrier (With or Without Attachments); Rock, Stone Breaker; Skid Steer Loader (With or Without Attachments); Vibratory Hammer or Extractor, Power Pack. Future Increase(s): Add \$1/hr on 6/2/2013.	29.69	18.46	48.15
514	Gas or Utility Pipeline, Except Sewer & Water (Primary Equipment). Future Increase(s): Add \$2/hr on 1/1/2013.	34.89	20.59	55.48
515	Gas or Utility Pipeline, Except Sewer & Water (Secondary Equipment). Future Increase(s): Add \$1.60/hr on 06/01/2013; Add \$1.60/hr on 06/01/2014; Add \$1.65/hr on 06/01/2015.	31.32	17.95	49.27
516	Fiber Optic Cable Equipment Future Increase(s): Add \$1.75/hr on 02/01/2013; Add \$1.75/hr on 02/01/2014	26.69	16.65	43.34

SEWER, WATER OR TUNNEL CONSTRUCTION

Includes those projects that primarily involve public sewer or water distribution, transmission or collection systems and related tunnel work (excluding buildings).

SKILLED TRADES

Fringe Benefits Must Be Paid On <u>All</u> Hours Worked		HOURLY BASIC RATE OF PAY	HOURLY FRINGE BENEFITS	TOTAL
CODE	TRADE OR OCCUPATION	\$	\$	\$
103	Bricklayer, Blocklayer or Stonemason Future Increase(s): Add \$1.45/hr on 6/01/2013 Premium Increase(s): DOT PREMIUM: Pay two times the hourly basic rate on Sunday, New Year's Day, Memorial Day, Independence Day, Labor Day, Thanksgiving Day & Christmas Day.	35.80	16.87	52.67
105	Carpenter Future Increase(s): Add \$.75/hr on 6/3/2013. Add \$1.25/hr on 6/2/2014. Premium Increase(s): DOT PREMIUM: Pay two times the hourly basic rate on Sunday, New Year's Day, Memorial Day, Independence Day, Labor Day, Thanksgiving Day & Christmas Day.	32.93	19.81	52.74
107	Cement Finisher Future Increase(s): Add \$1.87 on 6/1/13; Add \$1.87 on 6/1/14; Add \$1.87 on 6/1/15; Add \$1.75 on 6/1/16. Premium Increase(s): DOT PREMIUMS: 1) Pay two times the hourly basic rate on Sunday, New Year's Day, Memorial Day, Independence Day, Labor Day, Thanksgiving Day & Christmas Day. 2) Add \$1.40/hr when the Wisconsin Department of Transportation or responsible governing agency requires that work be performed at night under artificial illumination with traffic control and the work is completed after sunset and before sunrise.	32.09	16.13	48.22
109	Electrician Future Increase(s): Add \$1.60/hr on 6/1/2013. Premium Increase(s): DOT PREMIUM: Pay two times the hourly basic rate on Sunday, New Year's Day, Memorial Day, Independence Day, Labor Day, Thanksgiving Day & Christmas Day.	32.20	21.71	53.91
111	Fence Erector	22.50	3.98	26.48
116	Ironworker	30.90	19.11	50.01
118	Line Constructor (Electrical)	37.05	16.94	53.99
125	Pavement Marking Operator	28.10	15.00	43.10
126	Piledriver	30.66	15.31	45.97
130	Plumber	36.97	17.66	54.63

Fringe Benefits Must Be Paid On <u>All</u> Hours Worked		HOURLY BASIC RATE OF PAY	HOURLY FRINGE BENEFITS	TOTAL
CODE	TRADE OR OCCUPATION	\$	\$	\$
135	Steamfitter	41.20	16.28	57.48
137	Teledata Technician or Installer	21.26	11.75	33.01
143	Tuckpointer, Caulker or Cleaner	32.01	16.85	48.86
144	Underwater Diver (Except on Great Lakes)	37.45	19.45	56.90
146	Well Driller or Pump Installer	21.00	2.23	23.23
150	Heavy Equipment Operator - ELECTRICAL LINE CONSTRUCTION ONLY	28.24	15.10	43.34
151	Light Equipment Operator -ELECTRICAL LINE CONSTRUCTION ONLY	29.64	14.64	44.28
152	Heavy Truck Driver - ELECTRICAL LINE CONSTRUCTION ONLY	25.94	13.57	39.51
153	Light Truck Driver - ELECTRICAL LINE CONSTRUCTION ONLY	24.08	12.96	37.04
154	Groundman - ELECTRICAL LINE CONSTRUCTION ONLY	21.75	11.90	33.65

TRUCK DRIVERS

Fringe Benefits Must Be Paid On <u>All</u> Hours Worked		HOURLY BASIC RATE OF PAY	HOURLY FRINGE BENEFITS	TOTAL
CODE	TRADE OR OCCUPATION	\$	\$	\$
201	Single Axle or Two Axle	25.87	13.00	38.87
203	Three or More Axle	17.54	13.85	31.39
204	Articulated, Euclid, Dumptor, Off Road Material Hauler	31.89	17.98	49.87
205	Pavement Marking Vehicle	20.85	11.02	31.87
207	Truck Mechanic	17.00	0.00	17.00

LABORERS

Fringe Benefits Must Be Paid On <u>All</u> Hours Worked		HOURLY BASIC RATE OF PAY	HOURLY FRINGE BENEFITS	TOTAL
CODE	TRADE OR OCCUPATION	\$	\$	\$
301	General Laborer Future Increase(s): Add \$.80/hr. on 06/03/2013 Premium Increase(s): Add \$.20 for blaster, bracer, manhole builder, caulker, bottomman and power tool; Add \$.55 for pipelayer; Add \$1.00 for tunnel work 0-15 lbs. compressed air; Add \$2.00 for over 15-30 lbs. compressed air; Add \$3.00 for over 30 lbs. compressed air.	25.53	13.89	39.42
303	Landscaper	26.92	12.51	39.43

Fringe Benefits Must Be Paid On <u>All</u> Hours Worked		HOURLY BASIC RATE OF PAY	HOURLY FRINGE BENEFITS	TOTAL
CODE	TRADE OR OCCUPATION	\$	\$	\$
304	Flagperson or Traffic Control Person	17.33	15.53	32.86
311	Fiber Optic Laborer (Outside, Other Than Concrete Encased)	17.81	12.22	30.03
314	Railroad Track Laborer	23.41	6.91	30.32

**HEAVY EQUIPMENT OPERATORS
SEWER, WATER OR TUNNEL WORK**

Fringe Benefits Must Be Paid On <u>All</u> Hours Worked		HOURLY BASIC RATE OF PAY	HOURLY FRINGE BENEFITS	TOTAL
CODE	TRADE OR OCCUPATION	\$	\$	\$
521	Backhoe (Track Type) Having a Mfgr.'s Rated Capacity of 130,000 Lbs. or Over; Caisson Rig; Crane, Tower Crane, Pedestal Tower or Derrick, With Boom, Leads &/or Jib Lengths Measuring 176 Ft or Over; Crane, Tower Crane, Pedestal Tower or Derrick, With or Without Attachments, With a Lifting Capacity of Over 100 Tons, Self-Erecting Tower Crane With a Lifting Capacity Of Over 4,000 Lbs., Crane With Boom Dollies; Master Mechanic; Pile Driver. Future Increase(s): Add \$1/hr on 6/2/2013. Premium Increase(s): Add \$.50/hr for >200 Ton / Add \$1/hr at 300 Ton / Add \$1.50 at 400 Ton / Add \$2/hr at 500 Ton & Over.	35.12	18.46	53.58
522	Backhoe (Track Type) Having a Mfgr.'s Rated Capacity of Under 130,000 Lbs., Backhoe (Mini, 15,000 Lbs. & Under); Boring Machine (Directional); Concrete Bump Cutter, Grinder, Planing or Grooving Machine; Concrete Laser/Screed; Concrete Paver (Slipform); Concrete Pump (Over 46 Meter), Concrete Conveyor (Rotec or Bidwell Type); Concrete Spreader & Distributor; Crane, Tower Crane, Portable Tower, Pedestal Tower or Derrick, With Boom, Leads &/or Jib Lengths Measuring 175 Ft or Under; Crane, Tower Crane, Portable Tower, Pedestal Tower or Derrick, With or Without Attachments, With a Lifting Capacity of 100 Tons or Under, Self-Erecting Tower Crane With a Lifting Capacity of 4,000 Lbs. & Under; Dredge (NOT Performing Work on the Great Lakes); Milling Machine; Skid Rig; Telehandler; Traveling Crane (Bridge Type). Future Increase(s): Add \$1/hr on 6/2/2013.	32.92	18.46	51.38
523	Air Track, Rotary or Percussion Drilling Machine &/or Hammers, Blaster; Boring Machine (Horizontal or Vertical); Bulldozer or Endloader (Over 40 hp); Crane (Carry Deck, Mini) or Truck Mounted Hydraulic Crane (10 Tons or Under); Concrete Pump (46 Meter & Under), Concrete Conveyor (Rotec or Bidwell Type); Concrete Slipform Placer Curb & Gutter Machine; Gradall (Cruz-Aire Type); Grader or Motor Patrol; Hydro-Blaster (10,000 PSI or Over); Manhoist; Material or Stack Hoist; Mechanic or Welder; Roller (Over 5 Ton); Scraper (Self Propelled or Tractor Drawn) 5 cu yd or More Capacity; Screed (Milling Machine); Sideboom; Straddle Carrier or Travel Lift; Tractor (Scraper, Dozer, Pusher, Loader); Tractor or Truck Mounted Hydraulic Backhoe; Tractor or Truck Mounted Hydraulic Crane (10 Tons or Under); Trencher (Wheel Type or Chain Type Having Over 8-Inch Bucket). Future Increase(s): Add \$1/hr on 6/2/2013.	32.39	18.46	50.85

Fringe Benefits Must Be Paid On <u>All</u> Hours Worked		HOURLY BASIC RATE OF PAY	HOURLY FRINGE BENEFITS	TOTAL
CODE	TRADE OR OCCUPATION	\$	\$	\$
524	Backfiller; Broom or Sweeper; Bulldozer or Endloader (Under 40 hp); Compactor (Self-Propelled 85 Ft Total Drum Width & Over, or Tractor Mounted, Towed & Light Equipment); Concrete Batch Plant, Batch Hopper; Concrete Breaker (Large, Auto, Vibratory/Sonic, Manual or Remote); Concrete Conveyor System; Concrete Finishing Machine (Road Type); Environmental Burner; Fireman (Pile Driver & Derrick NOT Performing Work on the Great Lakes); Forestry Equipment, Timbco, Tree Shear, Tub Grinder, Processor; Hoist (Tugger, Automatic); Grout Pump; Jeep Digger; Lift Slab Machine; Mulcher; Power Subgrader; Pump (3 Inch or Over) or Well Points; Robotic Tool Carrier (With or Without Attachments); Roller (Rubber Tire, 5 Ton or Under); Screw or Gypsum Pumps; Stabilizing or Concrete Mixer (Self-Propelled or 14S or Over); Stump Chipper; Tining or Curing Machine; Trencher (Wheel Type or Chain Type Having 8-Inch Bucket & Under); Winches & A-Frames.	31.89	18.11	50.00
525	Air Compressor (&/or 400 CFM or Over); Air, Electric or Hydraulic Jacking System; Augers (Vertical & Horizontal); Compactor (Self-Propelled 84 Ft Total Drum Width & Under, or Tractor Mounted, Towed & Light Equipment); Crusher, Screening or Wash Plant; Farm or Industrial Type Tractor; Fireman (Asphalt Plant NOT Performing Work on the Great Lakes); Generator (&/or 150 KW or Over); Heaters (Mechanical); High Pressure Utility Locating Machine (Daylighting Machine); Loading Machine (Conveyor); Post Hole Digger or Driver; Refrigeration Plant or Freeze Machine; Rock, Stone Breaker; Skid Steer Loader (With or Without Attachments); Vibratory Hammer or Extractor, Power Pack. Future Increase(s): Add \$1/hr on 6/2/2013.	29.69	18.46	48.15
526	Boiler (Temporary Heat); Forklift; Greaser; Oiler.	30.44	19.10	49.54
527	Work Performed on the Great Lakes Including Diver; Wet Tender or Hydraulic Dredge Engineer.	37.45	19.45	56.90
528	Work Performed on the Great Lakes Including 70 Ton & Over Tug Operator; Assistant Hydraulic Dredge Engineer; Crane or Backhoe Operator; Hydraulic Dredge Leverman or Diver's Tender; Mechanic or Welder.	37.45	19.45	56.90
529	Work Performed on the Great Lakes Including Deck Equipment Operator or Machineryman (Maintains Cranes Over 50 Tons or Backhoes 115,000 Lbs. or More); Tug, Launch or Loader, Dozer or Like Equipment When Operated on a Barge, Breakwater Wall, Slip, Dock or Scow, Deck Machinery.	27.75	19.15	46.90
530	Work Performed on the Great Lakes Including Deck Equipment Operator; Machineryman or Fireman (Operates 4 Units or More or Maintains Cranes 50 Tons or Under or Backhoes 115,000 Lbs. or Under), Deck Hand, Deck Engineer or Assistant Tug Operator; Off Road Trucks - Great Lakes ONLY.	27.75	19.15	46.90

AIRPORT PAVEMENT OR STATE HIGHWAY CONSTRUCTION

Includes all airport projects (excluding buildings) and all projects awarded by the Wisconsin Department of Transportation (excluding buildings).

SKILLED TRADES

CODE	TRADE OR OCCUPATION	HOURLY BASIC RATE OF PAY	HOURLY FRINGE BENEFITS	TOTAL
		\$	\$	\$
103	Bricklayer, Blocklayer or Stonemason	35.58	19.20	54.78
105	Carpenter	30.16	15.31	45.47
107	Cement Finisher Future Increase(s): Add \$1.87 on 6/1/13; Add \$1.87 on 6/1/14; Add \$1.87 on 6/1/15; Add \$1.75 on 6/1/16. Premium Increase(s): DOT PREMIUMS: 1) Pay two times the hourly basic rate on Sunday, New Year's Day, Memorial Day, Independence Day, Labor Day, Thanksgiving Day & Christmas Day. 2) Add \$1.40/hr when the Wisconsin Department of Transportation or responsible governing agency requires that work be performed at night under artificial illumination with traffic control and the work is completed after sunset and before sunrise.	32.09	16.13	48.22
109	Electrician Premium Increase(s): DOT PREMIUM: Pay two times the hourly basic rate on Sunday, New Year's Day, Memorial Day, Independence Day, Labor Day, Thanksgiving Day & Christmas Day.	32.94	18.80	51.74
111	Fence Erector	28.00	4.50	32.50
116	Ironworker	30.90	19.11	50.01
118	Line Constructor (Electrical)	31.29	15.34	46.63
124	Painter	26.65	13.10	39.75
125	Pavement Marking Operator	29.22	16.71	45.93
126	Piledriver	30.66	15.31	45.97
133	Rofer or Waterproofer	30.40	2.23	32.63
137	Teledata Technician or Installer	21.26	11.75	33.01
143	Tuckpointer, Caulker or Cleaner	32.01	16.85	48.86
144	Underwater Diver (Except on Great Lakes)	37.45	19.45	56.90
150	Heavy Equipment Operator - ELECTRICAL LINE CONSTRUCTION ONLY	29.64	17.00	46.64
151	Light Equipment Operator -ELECTRICAL LINE CONSTRUCTION ONLY	35.50	15.09	50.59

Fringe Benefits Must Be Paid On <u>All</u> Hours Worked		HOURLY BASIC RATE OF PAY	HOURLY FRINGE BENEFITS	TOTAL
CODE	TRADE OR OCCUPATION	\$	\$	\$
152	Heavy Truck Driver - ELECTRICAL LINE CONSTRUCTION ONLY	25.94	13.57	39.51
153	Light Truck Driver - ELECTRICAL LINE CONSTRUCTION ONLY	24.08	12.96	37.04
154	Groundman - ELECTRICAL LINE CONSTRUCTION ONLY	21.75	11.90	33.65

TRUCK DRIVERS

Fringe Benefits Must Be Paid On <u>All</u> Hours Worked		HOURLY BASIC RATE OF PAY	HOURLY FRINGE BENEFITS	TOTAL
CODE	TRADE OR OCCUPATION	\$	\$	\$
201	Single Axle or Two Axle	33.22	18.90	52.12
203	Three or More Axle Future Increase(s): Add \$1.85/hr on 6/1/2013. Premium Increase(s): DOT PREMIUM: Pay two times the hourly basic rate on Sunday, New Year's Day, Memorial Day, Independence Day, Labor Day, Thanksgiving Day & Christmas Day.	23.31	17.13	40.44
204	Articulated, Euclid, Dumptor, Off Road Material Hauler Future Increase(s): Add \$2/hr on 6/1/13; Add \$1.75/hr on 6/1/14. Premium Increase(s): DOT PREMIUMS: 1) Pay two times the hourly basic rate on Sunday, New Year's Day, Memorial Day, Independence Day, Labor Day, Thanksgiving Day & Christmas Day. 2) Add \$1.25/hr night work premium. See DOT's website for details about the applicability of this night work premium at: http://roadwaystandards.dot.wi.gov/hcci/labor-wages-eeo/index.shtm .	27.77	19.90	47.67
205	Pavement Marking Vehicle	23.84	14.94	38.78
206	Shadow or Pilot Vehicle	33.22	18.90	52.12
207	Truck Mechanic	22.50	16.19	38.69

LABORERS

Fringe Benefits Must Be Paid On All Hours Worked

<u>CODE</u>	<u>TRADE OR OCCUPATION</u>	<u>HOURLY BASIC RATE OF PAY</u> \$	<u>HOURLY FRINGE BENEFITS</u> \$	<u>TOTAL</u> \$
301	General Laborer Future Increase(s): Add \$1.70/hr on 6/1/2013; Add \$1.60/hr on 6/1/2014. Premium Increase(s): Add \$.10/hr for topman, air tool operator, vibrator or tamper operator (mechanical hand operated), chain saw operator and demolition burning torch laborer; Add \$.15/hr for bituminous worker (raker and luteman), formsetter (curb, sidewalk and pavement) and strike off man; Add \$.20/hr for blaster and powderman; Add \$.25/hr for bottomman; Add \$.35/hr for line and grade specialist; Add \$.45/hr for pipelayer. / DOT PREMIUMS: 1) Pay two times the hourly basic rate on Sunday, New Year's Day, Memorial Day, Independence Day, Labor Day, Thanksgiving Day & Christmas Day. 2) Add \$1.25/hr for work on projects involving temporary traffic control setup, for lane and shoulder closures, when work under artificial illumination conditions is necessary as required by the project provisions (including prep time prior to and/or cleanup after such time period).	28.35	13.90	42.25
302	Asbestos Abatement Worker	18.00	0.00	18.00
303	Landscaper Future Increase(s): Add \$1.70/hr on 6/1/13; Add \$1.60/hr on 6/1/14. Premium Increase(s): DOT PREMIUMS: 1) Pay two times the hourly basic rate on Sunday, New Year's Day, Memorial Day, Independence Day, Labor Day, Thanksgiving Day & Christmas Day. 2) Add \$1.25/hr for work on projects involving temporary traffic control setup, for lane and shoulder closures, when work under artificial illumination conditions is necessary as required by the project provisions (including prep time prior to and/or cleanup after such time period).	28.35	13.90	42.25
304	Flagperson or Traffic Control Person Future Increase(s): Add \$1.70/hr on 6/1/2013; Add \$1.60/hr on 6/1/2014. Premium Increase(s): DOT PREMIUMS: 1) Pay two times the hourly basic rate on Sunday, New Year's Day, Memorial Day, Independence Day, Labor Day, Thanksgiving Day & Christmas Day. 2) Add \$1.25/hr when the Wisconsin Department of Transportation or responsible governing agency requires that work be performed at night under artificial illumination with traffic control and the work is completed after sunset and before sunrise.	24.70	13.90	38.60
311	Fiber Optic Laborer (Outside, Other Than Concrete Encased)	17.81	12.22	30.03
314	Railroad Track Laborer	23.41	6.91	30.32

**HEAVY EQUIPMENT OPERATORS
AIRPORT PAVEMENT OR STATE HIGHWAY CONSTRUCTION**

Fringe Benefits Must Be Paid On <u>All</u> Hours Worked		HOURLY BASIC RATE OF PAY	HOURLY FRINGE BENEFITS	TOTAL
CODE	TRADE OR OCCUPATION	\$	\$	\$
531	<p>Crane, Tower Crane, Pedestal Tower or Derrick, With Boom, Leads &/or Jib Lengths Measuring 176 Ft or Over; Crane, Tower Crane, Pedestal Tower or Derrick, With or Without Attachments, With a Lifting Capacity of Over 100 Tons, Self-Erecting Tower Crane With a Lifting Capacity Of Over 4,000 Lbs., Crane With Boom Dollies; Traveling Crane (Bridge Type).</p> <p>Future Increase(s): Add \$2/hr on 6/1/13; Add \$1.75/hr on 6/1/14.</p> <p>Premium Increase(s): DOT PREMIUMS: 1) Pay two times the hourly basic rate on Sunday, New Year's Day, Memorial Day, Independence Day, Labor Day, Thanksgiving Day & Christmas Day. 2) Add \$1.25/hr night work premium. See DOT's website for details about the applicability of this night work premium at: http://roadwaystandards.dot.wi.gov/hcci/labor-wages-eeo/index.shtm.</p>	35.22	19.90	55.12
532	<p>Backhoe (Track Type) Having a Mfgr.'s Rated Capacity of 130,000 Lbs. or Over; Caisson Rig; Crane, Tower Crane, Portable Tower, Pedestal Tower or Derrick, With Boom, Leads &/or Jib Lengths Measuring 175 Ft or Under; Crane, Tower Crane, Portable Tower, Pedestal Tower or Derrick, With or Without Attachments, With a Lifting Capacity of 100 Tons or Under, Self-Erecting Tower Crane With A Lifting Capacity Of 4,000 Lbs., & Under; Dredge (NOT Performing Work on the Great Lakes); Licensed Boat Pilot (NOT Performing Work on the Great Lakes); Pile Driver.</p> <p>Future Increase(s): Add \$2/hr on 6/1/13; Add \$1.75/hr on 6/1/14.</p> <p>Premium Increase(s): DOT PREMIUMS: 1) Pay two times the hourly basic rate on Sunday, New Year's Day, Memorial Day, Independence Day, Labor Day, Thanksgiving Day & Christmas Day. 2) Add \$1.25/hr night work premium. See DOT's website for details about the applicability of this night work premium at: http://roadwaystandards.dot.wi.gov/hcci/labor-wages-eeo/index.shtm.</p>	34.72	19.90	54.62

Fringe Benefits Must Be Paid On <u>All</u> Hours Worked		HOURLY BASIC RATE OF PAY	HOURLY FRINGE BENEFITS	TOTAL
CODE	TRADE OR OCCUPATION	\$	\$	\$
533	<p>Air Track, Rotary or Percussion Drilling Machine &/or Hammers, Blaster; Asphalt Heater, Planer & Scarifier; Asphalt Milling Machine; Asphalt Screed; Automatic Subgrader (Concrete); Backhoe (Track Type) Having a Mfgr.'s Rated Capacity of Under 130,000 Lbs., Backhoe (Mini, 15,000 Lbs. & Under); Bituminous (Asphalt) Plant & Paver, Screed; Boatmen (NOT Performing Work on the Great Lakes); Boring Machine (Directional, Horizontal or Vertical); Bridge (Bidwell) Paver; Bulldozer or Endloader; Concrete Batch Plant, Batch Hopper; Concrete Breaker (Large, Auto, Vibratory/Sonic, Manual or Remote); Concrete Bump Cutter, Grinder, Planing or Grooving Machine; Concrete Conveyor System; Concrete Laser/Screed; Concrete Paver (Slipform); Concrete Pump, Concrete Conveyor (Rotec or Bidwell Type); Concrete Slipform Placer Curb & Gutter Machine; Concrete Spreader & Distributor; Crane (Carry Deck, Mini) or Truck Mounted Hydraulic Crane (10 Tons or Under); Crane With a Lifting Capacity of 25 Tons or Under; Forestry Equipment, Timbco, Tree Shear, Tub Grinder, Processor; Gradall (Cruz-Aire Type); Grader or Motor Patrol; Grout Pump; Hydro-Blaster (10,000 PSI or Over); Loading Machine (Conveyor); Material or Stack Hoist; Mechanic or Welder; Milling Machine; Post Hole Digger or Driver; Roller (Over 5 Ton); Scraper (Self Propelled or Tractor Drawn) 5 cu yds or More Capacity; Shoulder Widener; Sideboom; Skid Rig; Stabilizing or Concrete Mixer (Self-Propelled or 14S or Over); Straddle Carrier or Travel Lift; Tractor (Scraper, Dozer, Pusher, Loader); Tractor or Truck Mounted Hydraulic Backhoe; Trencher (Wheel Type or Chain Type); Tube Finisher; Tugger (NOT Performing Work on the Great Lakes); Winches & A-Frames.</p> <p>Future Increase(s): Add \$2/hr on 6/1/13; Add \$1.75/hr on 6/1/14.</p> <p>Premium Increase(s): DOT PREMIUMS: 1) Pay two times the hourly basic rate on Sunday, New Year's Day, Memorial Day, Independence Day, Labor Day, Thanksgiving Day & Christmas Day. 2) Add \$1.25/hr night work premium. See DOT's website for details about the applicability of this night work premium at: http://roadwaystandards.dot.wi.gov/hcci/labor-wages-eeo/index.shtml.</p>	34.22	19.90	54.12
534	<p>Belting, Burlap, Texturing Machine; Broom or Sweeper; Compactor (Self-Propelled or Tractor Mounted, Towed & Light Equipment); Concrete Finishing Machine (Road Type); Environmental Burner; Farm or Industrial Type Tractor; Fireman (Asphalt Plant, Pile Driver & Derrick NOT Performing Work on the Great Lakes); Forklift; Greaser; Hoist (Tugger, Automatic); Jeep Digger; Joint Sawyer (Multiple Blade); Launch (NOT Performing Work on the Great Lakes); Lift Slab Machine; Mechanical Float; Mulcher; Power Subgrader; Robotic Tool Carrier (With or Without Attachments); Roller (Rubber Tire, 5 Ton or Under); Self Propelled Chip Spreader; Shouldering Machine; Skid Steer Loader (With or Without Attachments); Telehandler; Tining or Curing Machine.</p> <p>Future Increase(s): Add \$2/hr on 6/1/13; Add \$1.75/hr on 6/1/14.</p> <p>Premium Increase(s):</p>	33.96	19.90	53.86

Fringe Benefits Must Be Paid On <u>All</u> Hours Worked		HOURLY BASIC RATE OF PAY	HOURLY FRINGE BENEFITS	TOTAL
CODE	TRADE OR OCCUPATION	\$	\$	\$
	<p>DOT PREMIUMS: 1) Pay two times the hourly basic rate on Sunday, New Year's Day, Memorial Day, Independence Day, Labor Day, Thanksgiving Day & Christmas Day. 2) Add \$1.25/hr night work premium. See DOT's website for details about the applicability of this night work premium at: http://roadwaystandards.dot.wi.gov/hcci/labor-wages-eeo/index.shtm.</p>			
535	<p>Air Compressor (&/or 400 CFM or Over); Air, Electric or Hydraulic Jacking System; Augers (Vertical & Horizontal); Automatic Belt Conveyor & Surge Bin; Boiler (Temporary Heat); Concrete Proportioning Plant; Crusher, Screening or Wash Plant; Generator (&/or 150 KW or Over); Heaters (Mechanical); High Pressure Utility Locating Machine (Daylighting Machine); Mudjack; Oiler; Prestress Machine; Pug Mill; Pump (3 Inch or Over) or Well Points; Rock, Stone Breaker; Screed (Milling Machine); Stump Chipper; Tank Car Heaters; Vibratory Hammer or Extractor, Power Pack.</p> <p>Future Increase(s): Add \$2/hr on 6/1/13; Add \$1.75/hr on 6/1/14.</p> <p>Premium Increase(s): DOT PREMIUMS: 1) Pay two times the hourly basic rate on Sunday, New Year's Day, Memorial Day, Independence Day, Labor Day, Thanksgiving Day & Christmas Day. 2) Add \$1.25/hr night work premium. See DOT's website for details about the applicability of this night work premium at: http://roadwaystandards.dot.wi.gov/hcci/labor-wages-eeo/index.shtm.</p>	33.67	19.90	53.57
536	Fiber Optic Cable Equipment.	25.74	15.85	41.59
537	Work Performed on the Great Lakes Including Diver; Wet Tender or Hydraulic Dredge Engineer.	37.45	19.45	56.90
538	Work Performed on the Great Lakes Including 70 Ton & Over Tug Operator; Assistant Hydraulic Dredge Engineer; Crane or Backhoe Operator; Hydraulic Dredge Leverman or Diver's Tender; Mechanic or Welder.	37.45	19.45	56.90
539	Work Performed on the Great Lakes Including Deck Equipment Operator or Machineryman (Maintains Cranes Over 50 Tons or Backhoes 115,000 Lbs. or More); Tug, Launch or Loader, Dozer or Like Equipment When Operated on a Barge, Breakwater Wall, Slip, Dock or Scow, Deck Machinery.	27.75	19.15	46.90
540	Work Performed on the Great Lakes Including Deck Equipment Operator, Machineryman or Fireman (Operates 4 Units or More or Maintains Cranes 50 Tons or Under or Backhoes 115,000 Lbs. or Under); Deck Hand, Deck Engineer or Assistant Tug Operator; Off Road Trucks-Great Lakes ONLY.	27.75	19.15	46.90

LOCAL STREET OR MISCELLANEOUS PAVING CONSTRUCTION
--

Includes roads, streets, alleys, trails, bridges, paths, racetracks, parking lots and driveways (except residential or agricultural), public sidewalks or other similar projects (excluding projects awarded by the Wisconsin Department of Transportation).

SKILLED TRADES

<u>CODE</u>	<u>TRADE OR OCCUPATION</u>	<u>HOURLY BASIC RATE OF PAY</u> \$	<u>HOURLY FRINGE BENEFITS</u> \$	<u>TOTAL</u> \$
Fringe Benefits Must Be Paid On <u>All</u> Hours Worked				
103	Bricklayer, Blocklayer or Stonemason	33.00	15.00	48.00
105	Carpenter	30.16	15.31	45.47
107	Cement Finisher	31.48	15.68	47.16
109	Electrician Premium Increase(s): DOT PREMIUM: Pay two times the hourly basic rate on Sunday, New Year's Day, Memorial Day, Independence Day, Labor Day, Thanksgiving Day & Christmas Day.	32.94	18.80	51.74
111	Fence Erector	22.50	3.98	26.48
116	Ironworker	30.90	19.11	50.01
118	Line Constructor (Electrical)	37.05	16.94	53.99
124	Painter	24.80	14.78	39.58
125	Pavement Marking Operator	28.10	15.00	43.10
126	Piledriver	30.66	15.31	45.97
133	Roofer or Waterproofer	30.40	2.23	32.63
137	Teledata Technician or Installer	21.26	11.75	33.01
143	Tuckpointer, Caulker or Cleaner	32.01	16.85	48.86
144	Underwater Diver (Except on Great Lakes)	37.45	19.45	56.90
150	Heavy Equipment Operator - ELECTRICAL LINE CONSTRUCTION ONLY	29.64	14.55	44.19
151	Light Equipment Operator -ELECTRICAL LINE CONSTRUCTION ONLY Premium Increase(s): DOT PREMIUM: Pay two times the hourly basic rate on Sunday, New Year's Day, Memorial Day, Independence Day, Labor Day, Thanksgiving Day & Christmas Day.	30.60	14.64	45.24
152	Heavy Truck Driver - ELECTRICAL LINE CONSTRUCTION ONLY	25.94	13.57	39.51
153	Light Truck Driver - ELECTRICAL LINE CONSTRUCTION ONLY	24.08	12.96	37.04
154	Groundman - ELECTRICAL LINE CONSTRUCTION ONLY	21.75	11.90	33.65

TRUCK DRIVERS

Fringe Benefits Must Be Paid On <u>All</u> Hours Worked		HOURLY BASIC RATE OF PAY	HOURLY FRINGE BENEFITS	TOTAL
CODE	TRADE OR OCCUPATION	\$	\$	\$
201	Single Axle or Two Axle	25.87	13.00	38.87
203	Three or More Axle	17.00	0.00	17.00
204	Articulated, Euclid, Dumptor, Off Road Material Hauler Future Increase(s): Add \$1/hr on 6/2/2013.	32.39	18.46	50.85
205	Pavement Marking Vehicle	20.85	11.02	31.87
206	Shadow or Pilot Vehicle	25.87	13.00	38.87
207	Truck Mechanic	17.00	0.00	17.00

LABORERS

Fringe Benefits Must Be Paid On <u>All</u> Hours Worked		HOURLY BASIC RATE OF PAY	HOURLY FRINGE BENEFITS	TOTAL
CODE	TRADE OR OCCUPATION	\$	\$	\$
301	General Laborer	27.20	13.37	40.57
303	Landscaper	18.25	1.11	19.36
304	Flagperson or Traffic Control Person	17.33	15.53	32.86
311	Fiber Optic Laborer (Outside, Other Than Concrete Encased)	17.81	12.22	30.03
314	Railroad Track Laborer	23.41	6.91	30.32

**HEAVY EQUIPMENT OPERATORS
CONCRETE PAVEMENT OR BRIDGE WORK**

Fringe Benefits Must Be Paid On <u>All</u> Hours Worked		HOURLY BASIC RATE OF PAY	HOURLY FRINGE BENEFITS	TOTAL
CODE	TRADE OR OCCUPATION	\$	\$	\$
541	<p>Crane, Tower Crane, Pedestal Tower or Derrick, With or Without Attachments, With a Lifting Capacity of Over 100 Tons, Self-Erecting Tower Crane With a Lifting Capacity Of Over 4,000 Lbs., Crane With Boom Dollies; Crane, Tower Crane, Pedestal Tower or Derrick, With Boom, Leads &/or Jib Lengths Measuring 176 Ft or Over; Master Mechanic.</p> <p>Future Increase(s): Add \$2/hr on 6/1/13; Add \$1.75/hr on 6/1/14.</p> <p>Premium Increase(s): DOT PREMIUMS: 1) Pay two times the hourly basic rate on Sunday, New Year's Day, Memorial Day, Independence Day, Labor Day, Thanksgiving Day & Christmas Day. 2) Add \$1.25/hr night work premium. See DOT's website for details about the applicability of this night work premium at: http://roadwaystandards.dot.wi.gov/hcci/labor-wages-eeo/index.shtm.</p>	35.22	19.90	55.12
542	<p>Backhoe (Track Type) Having a Mfgr.'s Rated Capacity of 130,000 Lbs. or Over; Caisson Rig; Crane, Tower Crane, Portable Tower, Pedestal Tower or Derrick, With or Without Attachments, With a Lifting Capacity of 100 Tons or Under, Self-Erecting Tower Crane With a Lifting Capacity of 4,000 Lbs. & Under; Crane, Tower Crane Portable Tower, Pedestal Tower or Derrick, With Boom, Leads &/or Jib Lengths Measuring 175 Ft or Under; Dredge (NOT Performing Work on the Great Lakes); Licensed Boat Pilot (NOT Performing Work on the Great Lakes); Pile Driver.</p> <p>Future Increase(s): Add \$2/hr on 6/1/13; Add \$1.75/hr on 6/1/14.</p> <p>Premium Increase(s): DOT PREMIUMS: 1) Pay two times the hourly basic rate on Sunday, New Year's Day, Memorial Day, Independence Day, Labor Day, Thanksgiving Day & Christmas Day. 2) Add \$1.25/hr night work premium. See DOT's website for details about the applicability of this night work premium at: http://roadwaystandards.dot.wi.gov/hcci/labor-wages-eeo/index.shtm.</p>	34.72	19.90	54.62

Fringe Benefits Must Be Paid On <u>All</u> Hours Worked		HOURLY BASIC RATE OF PAY	HOURLY FRINGE BENEFITS	TOTAL
CODE	TRADE OR OCCUPATION	\$	\$	\$
543	<p>Air Track, Rotary or Percussion Drilling Machine &/or Hammers, Blaster; Automatic Subgrader (Concrete); Backhoe (Track Type) Having a Mfgr.'s Rated Capacity of Under 130,000 Lbs., Backhoe (Mini, 15,000 Lbs. & Under); Boring Machine (Directional, Horizontal or Vertical); Bridge (Bidwell) Paver; Bulldozer or Endloader; Concrete Batch Plant, Batch Hopper; Concrete Breaker (Large, Auto, Vibratory/Sonic, Manual or Remote); Concrete Bump Cutter, Grinder, Planing or Grooving Machine; Concrete Conveyor System; Concrete Laser/Screed; Concrete Paver (Slipform); Concrete Pump, Concrete Conveyor (Rotec or Bidwell Type); Concrete Slipform Placer Curb & Gutter Machine; Concrete Spreader & Distributor; Crane (Carry Deck, Mini) or Truck Mounted Hydraulic Crane (10 Tons or Under); Crane With a Lifting Capacity of 25 Tons or Under; Forestry Equipment, Timbco, Tree Shear, Tub Grinder, Processor; Gradall (Cruz-Aire Type); Grader or Motor Patrol; Grout Pump; Hydro-Blaster (10,000 PSI or Over); Loading Machine (Conveyor); Manhoist; Material or Stack Hoist; Mechanic or Welder; Milling Machine; Post Hole Digger or Driver; Scraper (Self Propelled or Tractor Drawn) 5 cu yds or More Capacity; Shoulder Widener; Sideboom; Skid Rig; Stabilizing or Concrete Mixer (Self-Propelled or 14S or Over); Straddle Carrier or Travel Lift; Tractor (Scraper, Dozer, Pusher, Loader); Tractor or Truck Mounted Hydraulic Backhoe; Trencher (Wheel Type or Chain Type); Tube Finisher; Tugger (NOT Performing Work on the Great Lakes); Winches & A-Frames.</p> <p>Future Increase(s): Add \$2/hr on 6/1/13; Add \$1.75/hr on 6/1/14.</p> <p>Premium Increase(s): DOT PREMIUMS: 1) Pay two times the hourly basic rate on Sunday, New Year's Day, Memorial Day, Independence Day, Labor Day, Thanksgiving Day & Christmas Day. 2) Add \$1.25/hr night work premium. See DOT's website for details about the applicability of this night work premium at: http://roadwaystandards.dot.wi.gov/hcci/labor-wages-eeo/index.shtm.</p>	34.22	19.90	54.12
544	<p>Backfiller; Belting, Burlap, Texturing Machine; Broom or Sweeper; Compactor (Self-Propelled or Tractor Mounted, Towed & Light Equipment); Concrete Finishing Machine (Road Type); Environmental Burner; Farm or Industrial Type Tractor; Fireman (Pile Driver & Derrick NOT Performing Work on the Great Lakes); Forklift; Greaser; Jeep Digger; Joint Sawyer (Multiple Blade); Launch (NOT Performing Work on the Great Lakes); Lift Slab Machine; Mechanical Float; Mulcher; Power Subgrader; Robotic Tool Carrier (With or Without Attachments); Self Propelled Chip Spreader; Shouldering Machine; Skid Steer Loader (With or Without Attachments); Telehandler; Tining or Curing Machine.</p> <p>Future Increase(s): Add \$2/hr on 6/1/13; Add \$1.75/hr on 6/1/14.</p> <p>Premium Increase(s): DOT PREMIUMS: 1) Pay two times the hourly basic rate on Sunday, New Year's Day, Memorial Day, Independence Day, Labor Day, Thanksgiving Day & Christmas Day. 2) Add \$1.25/hr night work premium. See DOT's website for details about the applicability of this night work premium at: http://roadwaystandards.dot.wi.gov/hcci/labor-wages-eeo/index.shtm.</p>	33.96	19.90	53.86

Fringe Benefits Must Be Paid On <u>All</u> Hours Worked		HOURLY BASIC RATE OF PAY	HOURLY FRINGE BENEFITS	TOTAL
CODE	TRADE OR OCCUPATION	\$	\$	\$
545	Air Compressor (&/or 400 CFM or Over); Air, Electric or Hydraulic Jacking System; Automatic Belt Conveyor & Surge Bin; Boiler (Temporary Heat); Concrete Proportioning Plant; Crusher, Screening or Wash Plant; Generator (&/or 150 KW or Over); Heaters (Mechanical); High Pressure Utility Locating Machine (Daylighting Machine); Mudjack; Oiler; Prestress Machine; Pug Mill; Pump (3 Inch or Over) or Well Points; Rock, Stone Breaker; Screed (Milling Machine); Stump Chipper; Tank Car Heaters; Vibratory Hammer or Extractor, Power Pack.	29.82	17.98	47.80
546	Fiber Optic Cable Equipment.	25.74	15.85	41.59
547	Work Performed on the Great Lakes Including Diver; Wet Tender or Hydraulic Dredge Engineer.	37.45	19.45	56.90
548	Work Performed on the Great Lakes Including 70 Ton & Over Tug Operator; Assistant Hydraulic Dredge Engineer; Crane or Backhoe Operator; Hydraulic Dredge Leverman or Diver's Tender; Mechanic or Welder.	37.45	19.45	56.90
549	Work Performed on the Great Lakes Including Deck Equipment Operator or Machineryman (Maintains Cranes Over 50 Tons or Backhoes 115,000 Lbs. or more); Tug, Launch or Loader, Dozer or Like Equipment When Operated on a Barge, Breakwater Wall, Slip, Dock or Scow, Deck Machinery.	27.75	19.15	46.90
550	Work Performed on the Great Lakes Including Deck Equipment Operator; Machineryman or Fireman (Operates 4 Units or More or Maintains Cranes 50 Tons or Under or Backhoes 115,000 Lbs. or Under); Deck Hand, Deck Engineer or Assistant Tug Operator; Off Road Trucks - Great Lakes ONLY.	27.75	19.15	46.90

**HEAVY EQUIPMENT OPERATORS
ASPHALT PAVEMENT OR OTHER WORK**

Fringe Benefits Must Be Paid On <u>All</u> Hours Worked		HOURLY BASIC RATE OF PAY	HOURLY FRINGE BENEFITS	TOTAL
CODE	TRADE OR OCCUPATION	\$	\$	\$
551	Crane, Tower Crane, Pedestal Tower or Derrick, With or Without Attachments, With a Lifting Capacity of Over 100 Tons, Self Erecting Tower Crane With a Lifting Capacity of Over 4,000 Lbs., Crane With Boom Dollies; Crane, Tower Crane, Pedestal Tower or Derrick, With Boom, Leads and/or Jib Lengths Measuring 176 Ft or Over; Master Mechanic.	34.62	17.98	52.60
552	Backhoe (Track Type) Having a Mfgr.'s Rated Capacity of 130,000 Lbs. or Over; Caisson Rig; Crane, Tower Crane, Portable Tower, Pedestal Tower or Derrick, With or Without Attachments, With a Lifting Capacity of 100 Tons or Under, Self-Erecting Tower Crane With a Lifting Capacity Of 4,000 Lbs. & Under; Crane, Tower Crane, Portable Tower, Pedestal Tower or Derrick, With Boom, Leads &/or Jib Lengths Measuring 175 Ft or Under; Dredge (NOT Performing Work on the Great Lakes); Licensed Boat Pilot (NOT Performing Work on the Great Lakes); Pile Driver. Future Increase(s): Add \$1/hr on 6/2/2013.	32.92	18.46	51.38

Fringe Benefits Must Be Paid On <u>All</u> Hours Worked		HOURLY BASIC RATE OF PAY	HOURLY FRINGE BENEFITS	TOTAL
CODE	TRADE OR OCCUPATION	\$	\$	\$
553	Air, Track, Rotary or Percussion Drilling Machine &/or Hammers, Blaster; Asphalt Heater, Planer & Scarifier; Asphalt Milling Machine; Asphalt Screed; Backhoe (Track Type) Having a Mfgr.'s Rated Capacity of Under 130,000 Lbs., Backhoe (Mini, 15,000 Lbs. & Under); Bituminous (Asphalt) Plant & Paver, Screed; Boring Machine (Directional, Horizontal or Vertical); Bulldozer or Endloader; Concrete Breaker (Large, Auto, Vibratory/Sonic, Manual or Remote); Concrete Conveyor System; Concrete Laser/Screed; Concrete Slipform Placer Curb & Gutter Machine; Crane (Carry Deck, Mini) or Truck Mounted Hydraulic Crane (10 Tons or Under); Crane With a Lifting Capacity of 25 Tons or Under; Forestry Equipment, Timbco, Tree Shear, Tub Grinder, Processor; Gradall (Cruz-Aire Type); Grader or Motor Patrol; Hydro-Blaster (10,000 PSI or Over); Loading Machine (Conveyor); Manhoist; Material or Stack Hoist; Mechanic or Welder; Milling Machine; Post Hole Digger or Driver; Railroad Track Rail Leveling Machine, Tie Placer, Extractor, Tamper, Stone Leveler or Rehabilitation Equipment; Roller (Over 5 Ton); Scraper (Self Propelled or Tractor Drawn) 5 cu yds or More Capacity; Shoulder Widener; Sideboom; Skid Rig; Stabilizing or Concrete Mixer (Self-Propelled or 14S or Over); Tractor (Scraper, Dozer, Pusher, Loader); Tractor or Truck Mounted Hydraulic Backhoe; Trencher (Wheel Type or Chain Type); Tube Finisher; Tugger (NOT Performing Work on the Great Lakes); Winches & A-Frames. Future Increase(s): Add \$1/hr on 6/2/2013.	32.39	18.46	50.85
554	Backfiller; Broom or Sweeper; Compactor (Self-Propelled or Tractor Mounted, Towed & Light Equipment); Concrete Finishing Machine (Road Type); Environmental Burner; Farm or Industrial Type Tractor; Fireman (Asphalt Plant, Pile Driver & Derrick NOT Performing Work on the Great Lakes); Forklift; Greaser; Hoist (Tugger, Automatic); Jeep Digger; Joint Sawyer (Multiple Blade); Launch (NOT Performing Work on the Great Lakes); Lift Slab Machine; Mechanical Float; Mulcher; Power Subgrader; Robotic Tool Carrier (With or Without Attachments); Roller (Rubber Tire, 5 Ton or Under); Self-Propelled Chip Spreader; Shouldering Machine; Skid Steer Loader (With or Without Attachments); Telehandler. Future Increase(s): Add \$2/hr on 6/1/13; Add \$1.75/hr on 6/1/14.	33.67	19.55	53.22
555	Air Compressor (&/or 400 CFM or Over); Air, Electric or Hydraulic Jacking System; Augers (Vertical & Horizontal); Automatic Belt Conveyor & Surge Bin; Boiler (Temporary Heat); Crusher, Screening or Wash Plant; Generator (&/or 150 KW or Over); Heaters (Mechanical); High Pressure Utility Locating Machine (Daylighting Machine); Mudjack; Oiler; Prestress Machine; Pug Mill; Pump (3 Inch or Over) or Well Points; Rock, Stone Breaker; Screed (Milling Machine); Stump Chipper; Tank Car Heaters; Vibratory Hammer or Extractor, Power Pack. Future Increase(s): Add \$2/hr on 6/1/13; Add \$1.75/hr on 6/1/14.	33.67	19.55	53.22
556	Fiber Optic Cable Equipment.	25.74	15.85	41.59

RESIDENTIAL OR AGRICULTURAL CONSTRUCTION

Includes single family houses or apartment buildings of no more than four (4) stories in height and all buildings, structures or facilities that are primarily used for agricultural or farming purposes, excluding commercial buildings. For classification purposes, the exterior height of a residential building, in terms of stories, is the primary consideration. All incidental items such as site work, driveways, parking lots, private sidewalks, private septic systems or sewer and water laterals connected to a public system and swimming pools are included within this definition. Residential buildings of five (5) stories and above are NOT included within this definition.

SKILLED TRADES

CODE	TRADE OR OCCUPATION	HOURLY BASIC RATE OF PAY	HOURLY FRINGE BENEFITS	TOTAL
		\$	\$	\$
101	Acoustic Ceiling Tile Installer	19.50	11.10	30.60
102	Boilermaker	31.09	24.52	55.61
103	Bricklayer, Blocklayer or Stonemason	23.00	0.00	23.00
104	Cabinet Installer	16.25	3.22	19.47
105	Carpenter	30.16	1.36	31.52
106	Carpet Layer or Soft Floor Coverer	23.95	6.48	30.43
107	Cement Finisher	22.46	2.71	25.17
108	Drywall Taper or Finisher	15.50	0.00	15.50
109	Electrician	17.00	13.64	30.64
110	Elevator Constructor	44.94	23.84	68.78
111	Fence Erector	18.52	5.93	24.45
112	Fire Sprinkler Fitter	36.07	18.60	54.67
113	Glazier	37.13	12.32	49.45
114	Heat or Frost Insulator	35.00	0.00	35.00
115	Insulator (Batt or Blown)	18.50	13.98	32.48
116	Ironworker	30.90	19.11	50.01
117	Lather	30.16	1.36	31.52
119	Marble Finisher	16.50	2.38	18.88
120	Marble Mason	23.00	0.00	23.00
121	Metal Building Erector	16.52	1.82	18.34
123	Overhead Door Installer	17.00	0.00	17.00
124	Painter	23.00	11.27	34.27
125	Pavement Marking Operator	28.10	15.00	43.10

Fringe Benefits Must Be Paid On <u>All</u> Hours Worked		HOURLY BASIC RATE OF PAY	HOURLY FRINGE BENEFITS	TOTAL
CODE	TRADE OR OCCUPATION	\$	\$	\$
129	Plasterer	20.00	0.00	20.00
130	Plumber	38.90	0.00	38.90
132	Refrigeration Mechanic	33.00	1.79	34.79
133	Rofer or Waterproofer	17.50	3.73	21.23
134	Sheet Metal Worker	21.03	3.40	24.43
135	Steamfitter	41.20	16.28	57.48
137	Teledata Technician or Installer	19.23	1.46	20.69
138	Temperature Control Installer	21.00	0.00	21.00
139	Terrazzo Finisher	26.57	16.00	42.57
140	Terrazzo Mechanic	30.01	17.13	47.14
141	Tile Finisher	20.60	4.88	25.48
142	Tile Setter	19.00	0.00	19.00
143	Tuckpointer, Caulker or Cleaner	32.50	2.84	35.34
146	Well Driller or Pump Installer	19.00	7.30	26.30
147	Siding Installer	19.07	0.00	19.07

TRUCK DRIVERS

Fringe Benefits Must Be Paid On <u>All</u> Hours Worked		HOURLY BASIC RATE OF PAY	HOURLY FRINGE BENEFITS	TOTAL
CODE	TRADE OR OCCUPATION	\$	\$	\$
201	Single Axle or Two Axle	28.05	4.18	32.23
203	Three or More Axle	20.00	4.37	24.37
205	Pavement Marking Vehicle	20.85	11.02	31.87
207	Truck Mechanic	19.00	1.85	20.85

LABORERS

Fringe Benefits Must Be Paid On <u>All</u> Hours Worked		HOURLY BASIC RATE OF PAY	HOURLY FRINGE BENEFITS	TOTAL
CODE	TRADE OR OCCUPATION	\$	\$	\$
301	General Laborer	19.80	7.22	27.02
302	Asbestos Abatement Worker	18.00	6.24	24.24
303	Landscaper	13.15	6.51	19.66

Fringe Benefits Must Be Paid On <u>All</u> Hours Worked				
CODE	TRADE OR OCCUPATION	HOURLY BASIC RATE OF PAY	HOURLY FRINGE BENEFITS	TOTAL
		\$	\$	\$
311	Fiber Optic Laborer (Outside, Other Than Concrete Encased)	17.81	12.22	30.03
315	Final Construction Clean-Up Worker	15.00	0.00	15.00

**HEAVY EQUIPMENT OPERATORS
RESIDENTIAL OR AGRICULTURAL CONSTRUCTION**

Fringe Benefits Must Be Paid On <u>All</u> Hours Worked				
CODE	TRADE OR OCCUPATION	HOURLY BASIC RATE OF PAY	HOURLY FRINGE BENEFITS	TOTAL
		\$	\$	\$
557	Asphalt Heater, Planer & Scarifier; Asphalt Milling Machine; Asphalt Screed; Backhoe (Track Type); Backhoe (Mini, 15,000 Lbs. & Under); Bituminous (Asphalt) Plant & Paver, Screed; Boring Machine (Directional, Horizontal or Vertical); Bulldozer or Endloader; Concrete Breaker (Large, Auto, Vibratory/Sonic, Manual or Remote); Concrete Bump Cutter, Grinder, Planing or Grooving Machine; Concrete Conveyor System; Concrete Laser/Screed; Concrete Paver (Slipform); Concrete Pump, Concrete Conveyor (Rotec or Bidwell Type); Concrete Slipform Placer Curb & Gutter Machine; Concrete Spreader & Distributor; Crane (Carry Deck, Mini) or Truck Mounted Hydraulic Crane (10 Tons or Under); Crane With a Lifting Capacity of 25 Tons or Under; Crane, Shovel, Dragline, Clamshells; Forestry Equipment, Timbco, Tree Shear, Tub Grinder, Processor; Grader or Motor Patrol; Grout Pump; Hydro-Blaster (10,000 PSI or Over); Loading Machine (Conveyor); Manhoist; Material or Stack Hoist; Mechanic or Welder; Milling Machine; Roller (Over 5 Ton); Scraper (Self Propelled or Tractor Drawn) 5 cu yds or More Capacity; Shoulder Widener; Skid Rig; Stabilizing or Concrete Mixer (Self-Propelled or 14S or Over); Tractor (Scraper, Dozer, Pusher, Loader); Tractor or Truck Mounted Hydraulic Backhoe; Tractor or Truck Mounted Hydraulic Crane (10 Tons or Under); Trencher (Wheel Type or Chain Type); Winches & A-Frames.	31.89	18.20	50.09
558	Air Compressor (&/or 400 CFM or Over); Air, Electric or Hydraulic Jacking System; Backfiller; Belting, Burlap, Texturing Machine; Boiler (Temporary Heat); Broom or Sweeper; Compactor (Self-Propelled or Tractor Mounted, Towed & Light Equipment); Concrete Finishing Machine (Road Type); Farm or Industrial Type Tractor; Forklift; Generator (&/or 150 KW or Over); Heaters (Mechanical); High Pressure Utility Locating Machine (Daylighting Machine); Jeep Digger; Lift Slab Machine; Mulcher; Oiler; Post Hole Digger or Driver; Power Subgrader; Pump (3 Inch or Over) or Well Points; Robotic Tool Carrier (With or Without Attachments); Rock, Stone Breaker; Roller (Rubber Tire, 5 Tons or Under); Screed (Milling Machine); Self Propelled Chip Spreader; Shouldering Machine; Skid Steer Loader (With or Without Attachments); Stump Chipper; Telehandler; Vibratory Hammer or Extractor, Power Pack.	28.70	4.91	33.61

***** END OF RATES *****

