

RUSH

Contract Routing Form

ROUTING: Urgent Rush

printed on: 05/28/2013

Contract between: LS BLACK CONSTRUCTORS, INC.
and Dept. or Division: Traffic Engineering
Name/Phone Number:

Project: 2013 PARKING GARAGE MAINTENANCE

Contract No.: 7069
Enactment No.: RES-13-00328
Dollar Amount: 622,896.70

File No.: 29798
Enactment Date: 05/03/2013

(Please DATE before routing)

Signatures Required	Date Received	Date Signed
City Clerk	5-29-13	5-29-13
Director of Civil Rights	5-29-13	6/14/13 MDD.
Risk Manager	06-14-2013	6/18/13
Finance Director	6-18-13	6-18-13 PM
City Attorney 863	6-19-13	6-19-13
Mayor	6-19-13	

Please return signed Contracts to the City Clerk's Office
Room 103, City-County Building for filing.

PO# 81537069

Original + 2 Copies

05/28/2013 11:43:55 enamb - Bill Putnam 266-6528

Dis Rights: OK / N/A / Problem - Hold
Prev Wage: AA / Agency / No
Contract Value: See above
AA Plan: Approved
Amendment / Addendum #
Type: POS / Pw / Sbdy / Gov't /
Grant (PW) / Goal / Loan / Agrmt

[Sign In](#)

[Legislative Information Center Home](#)
 [Legislation](#)
 [Meetings](#)
 [Common Council](#)
[Boards, Commissions and Committees](#)
 [Members](#)

[Share](#)
 [RSS](#)
 [Alerts](#)

[Details](#)
 [Reports](#)

File #: 29798 **Version:** 1 **Name:** Awarding Public Works Contract No. 7069, 2013 Parking Garage Maintenance
Type: Resolution **Status:** Passed
File created: 4/10/2013 **In control:** BOARD OF PUBLIC WORKS
On agenda: 4/30/2013 **Final action:** 4/30/2013
Enactment date: 5/3/2013 **Enactment #:** RES-13-00328
Title: Awarding Public Works Contract No. 7069, 2013 Parking Garage Maintenance
Sponsors: BOARD OF PUBLIC WORKS
Attachments: 1. Contract 7069.pdf

[History \(3\)](#)
 [Text](#)

3 records Group Export						
Date	Ver.	Action By	Action	Result	Action Details	Watch
4/30/2013	1	<u>COMMON COUNCIL</u>			Not available	Not available
4/17/2013	1	<u>BOARD OF PUBLIC WORKS</u>	RECOMMEND TO COUNCIL TO ADOPT UNDER SUSPENSION OF RULES 2.04, 2.05, 2.24, & 2.25 - REPORT OF OFFICER	Pass	Action details	Not available
4/10/2013	1	<u>Engineering Division</u>	Refer		Action details	Not available

PROJECT _____ CONTRACTOR _____ AMOUNT OF BID _____

CONTRACT NO. 7069
2013 PARKING GARAGE MAINTENANCE

LS BLACK CONSTRUCTORS, INC.

\$622,896.70

Acct. No. EP01-58401-810420-005821010	\$228,790.81
Contingency 8%±	<u>18,299.19</u>
Sub-Total	\$247,090.00
Acct. No. EP01-58401-810420-005821020	\$192,769.98
Contingency 8%±	<u>15,420.02</u>
Sub-Total	\$208,190.00
Acct. No. EP01-58401-810420-005821030	\$82,364.69
Contingency 8%±	<u>6,585.31</u>
Sub-Total	\$88,950.00
Acct. No. EP01-58401-810420-005821060	\$118,971.22
Contingency 8%±	<u>9,518.78</u>
Sub-Total	\$128,490.00
GRAND TOTAL	<u>\$672,720.00</u>

Client#: 5304

BLACDEWI



ACORD™

CERTIFICATE OF LIABILITY INSURANCE

DATE (MM/DD/YYYY)

9/28/2012

THIS CERTIFICATE IS ISSUED AS A MATTER OF INFORMATION ONLY AND CONFERS NO RIGHTS UPON THE CERTIFICATE HOLDER. THIS CERTIFICATE DOES NOT AFFIRMATIVELY OR NEGATIVELY AMEND, EXTEND OR ALTER THE COVERAGE AFFORDED BY THE POLICIES BELOW. THIS CERTIFICATE OF INSURANCE DOES NOT CONSTITUTE A CONTRACT BETWEEN THE ISSUING INSURER(S), AUTHORIZED REPRESENTATIVE OR PRODUCER, AND THE CERTIFICATE HOLDER.

IMPORTANT: If the certificate holder is an ADDITIONAL INSURED, the policy(ies) must be endorsed. If SUBROGATION IS WAIVED, subject to the terms and conditions of the policy, certain policies may require an endorsement. A statement on this certificate does not confer rights to the certificate holder in lieu of such endorsement(s).

PRODUCER MN-COMMERCIAL LINES COBB STRECKER DUNPHY & ZIMMERMANN 150 S FIFTH ST STE 2800 MINNEAPOLIS, MN 55402	CONTACT NAME: PHONE (A/C, No, Ext): 612 349-2400		FAX (A/C, No): 612 349 2490
	E-MAIL ADDRESS:		
INSURED LS BLACK CONSTRUCTORS INC 1959 SLOAN PLACE ST PAUL, MN 55117	INSURER(S) AFFORDING COVERAGE		NAIC #
	INSURER A: CINCINNATI INSURANCE COMPANY		
	INSURER B:		
	INSURER C:		
	INSURER D:		
	INSURER E:		

COVERAGES **CERTIFICATE NUMBER:** **REVISION NUMBER:**

THIS IS TO CERTIFY THAT THE POLICIES OF INSURANCE LISTED BELOW HAVE BEEN ISSUED TO THE INSURED NAMED ABOVE FOR THE POLICY PERIOD INDICATED. NOTWITHSTANDING ANY REQUIREMENT, TERM OR CONDITION OF ANY CONTRACT OR OTHER DOCUMENT WITH RESPECT TO WHICH THIS CERTIFICATE MAY BE ISSUED OR MAY PERTAIN, THE INSURANCE AFFORDED BY THE POLICIES DESCRIBED HEREIN IS SUBJECT TO ALL THE TERMS, EXCLUSIONS AND CONDITIONS OF SUCH POLICIES. LIMITS SHOWN MAY HAVE BEEN REDUCED BY PAID CLAIMS.

INSR LTR	TYPE OF INSURANCE	ADDL INSR	SUBR WVD	POLICY NUMBER	POLICY EFF (MM/DD/YYYY)	POLICY EXP (MM/DD/YYYY)	LIMITS
A	GENERAL LIABILITY <input checked="" type="checkbox"/> COMMERCIAL GENERAL LIABILITY CLAIMS-MADE <input checked="" type="checkbox"/> OCCUR <input checked="" type="checkbox"/> XCU <input checked="" type="checkbox"/> CONTRACTUAL LIAB GENL AGGREGATE LIMIT APPLIES PER: <input type="checkbox"/> POLICY <input checked="" type="checkbox"/> PRO-JECT <input checked="" type="checkbox"/> LOC			CPP1073740	10/01/2012	10/01/2013	EACH OCCURRENCE \$1,000,000 DAMAGE TO RENTED PREMISES (Ea occurrence) \$500,000 MED EXP (Any one person) \$10,000 PERSONAL & ADV INJURY \$1,000,000 GENERAL AGGREGATE \$2,000,000 PRODUCTS - COM/OP AGG \$2,000,000 \$
A	AUTOMOBILE LIABILITY <input checked="" type="checkbox"/> ANY AUTO <input type="checkbox"/> ALL OWNED AUTOS <input type="checkbox"/> SCHEDULED AUTOS <input checked="" type="checkbox"/> HIRED AUTOS <input checked="" type="checkbox"/> NON-OWNED AUTOS			EBA0159022	10/01/2012	10/01/2013	COMBINED SINGLE LIMIT (Ea accident) \$1,000,000 BODILY INJURY (Per person) \$ BODILY INJURY (Per accident) \$ PROPERTY DAMAGE (Per accident) \$ \$
A	<input checked="" type="checkbox"/> UMBRELLA LIAB <input checked="" type="checkbox"/> OCCUR <input type="checkbox"/> EXCESS LIAB <input type="checkbox"/> CLAIMS-MADE <input type="checkbox"/> DED <input checked="" type="checkbox"/> RETENTION \$0			CPP1073740	10/01/2012	10/01/2013	EACH OCCURRENCE \$5,000,000 AGGREGATE \$5,000,000 \$
	WORKERS COMPENSATION AND EMPLOYERS' LIABILITY ANY PROPRIETOR/PARTNER/EXECUTIVE OFFICER/MEMBER EXCLUDED? <input type="checkbox"/> Y/N <input type="checkbox"/> N/A (Mandatory in NH) If yes, describe under DESCRIPTION OF OPERATIONS below						<input type="checkbox"/> WC STATU-TORY LIMITS <input type="checkbox"/> OTH-ER E.L. EACH ACCIDENT \$ E.L. DISEASE - EA EMPLOYEE \$ E.L. DISEASE - POLICY LIMIT \$

DESCRIPTION OF OPERATIONS / LOCATIONS / VEHICLES (Attach ACORD 101, Additional Remarks Schedule, if more space is required)
2012 PARKING MAINTENANCE

ADDITIONAL INSURED ONLY IF REQUIRED BY WRITTEN CONTRACT WITH RESPECT TO GENERAL LIABILITY APPLIES ON A PRIMARY BASIS AND THE INSURANCE OF THE ADDITIONAL INSURED SHALL BE NON-CONTRIBUTORY:
CITY OF MADISON, ITS OFFICERS, OFFICIALS, AGENTS AND EMPLOYEES
 (See Attached Descriptions)

CERTIFICATE HOLDER CITY OF MADISON, WISCONSIN ATTN: JANET PIEN ROOM 115 210 MARTIN LUTHER KING JR BLVD MADISON, WI 53703-3345	CANCELLATION SHOULD ANY OF THE ABOVE DESCRIBED POLICIES BE CANCELLED BEFORE THE EXPIRATION DATE THEREOF, NOTICE WILL BE DELIVERED IN ACCORDANCE WITH THE POLICY PROVISIONS. AUTHORIZED REPRESENTATIVE
--	---

© 1988-2010 ACORD CORPORATION. All rights reserved.

**Wisconsin Office of the Commissioner of Insurance
Licensed Producer Search***

Friday, May 17, 2013

TAUER, JOHN E
SAINT PAUL MN

Year of Birth: 1949
Status: Active
License Number: 1090042
NPN**: 260897
Effective Date: 08-31-1990
Expiration Date: 09-30-2014
License Type: Non-Resident Intermediary Indv
CE Compliance: N/A

Lines of Authority

Line of Authority	Residency	Effective Date	Status
Property	Non-Resident	08-31-1990	Active
Casualty	Non-Resident	08-31-1990	Active

Appointments and Terminations

Company Name	Qualification Type/Status	Effective Date	Termination Date	Termination Reason
American Casualty Company of Reading, Pennsylvania	CAS/Active	06-12-1992		
	PROP/Active	06-12-1992		
American Insurance Company, The	CAS/Inactive	06-03-1991	03-30-2001	Vol. Surrender per Agent Rqst
	PROP/Inactive	06-03-1991	03-30-2001	Vol. Surrender per Agent Rqst
Amwest Surety Insurance Company	CAS/Inactive	10-15-1993	01-08-1996	Canceled
Arch Insurance Company	CAS/Active	08-11-2005		
	PROP/Active	08-11-2005		
Commercial Insurance Company of Newark, N. J.	CAS/Inactive	12-28-1995	12-30-1996	Inadequate Production
	PROP/Inactive	12-28-1995	12-30-1996	Inadequate Production
Continental Casualty Company	CAS/Active	06-12-1992		
	PROP/Active	06-12-1992		
Continental Insurance Company, The	CAS/Active	08-29-2006		
	CAS/Inactive	04-17-1992	12-30-1996	Inadequate Production
	PROP/Active	08-29-2006		
	PROP/Inactive	04-17-1992	12-30-1996	Inadequate Production
Executive Risk Indemnity Inc.	CAS/Active	11-19-2002		

	PROP/Active	11-19-2002			
Farmington Casualty Company	CAS/Inactive	07-05-1996	11-20-2000		Vol. Surrender per Agent Rqst
	PROP/Inactive	07-05-1996	11-20-2000		Vol. Surrender per Agent Rqst
Federal Insurance Company	CAS/Active	09-19-2002			
	PROP/Active	09-19-2002			
Fidelity and Casualty Company of New York, The	CAS/Inactive	12-28-1995	12-30-1996		Inadequate Production
	PROP/Inactive	12-28-1995	12-30-1996		Inadequate Production
Firemen's Insurance Company of Newark, New Jersey	CAS/Inactive	04-17-1992	12-30-1996		Inadequate Production
	PROP/Inactive	04-17-1992	12-30-1996		Inadequate Production
Glens Falls Insurance Company, The	CAS/Inactive	12-28-1995	12-30-1996		Inadequate Production
	PROP/Inactive	12-28-1995	12-30-1996		Inadequate Production
Hartford Casualty Insurance Company	CAS/Active	04-24-2012			
	PROP/Active	04-24-2012			
Hartford Fire Insurance Company	CAS/Active	04-12-2012			
	PROP/Active	04-12-2012			
International Fidelity Insurance Company	CAS/Active	09-23-2008			
Kansas City Fire and Marine Insurance Company	CAS/Inactive	12-28-1995	12-30-1996		Inadequate Production
	PROP/Inactive	12-28-1995	12-30-1996		Inadequate Production
Liberty Mutual Fire Insurance Company	CAS/Active	09-24-2002			
	PROP/Active	09-24-2002			
Liberty Mutual Insurance Company	CAS/Active	09-24-2002			
	PROP/Active	09-24-2002			
LM Insurance Corporation	CAS/Active	09-24-2002			
	PROP/Active	09-24-2002			
National Fire Insurance Company of Hartford	CAS/Active	06-12-1992			
	PROP/Active	06-12-1992			
North American Specialty Insurance Company	CAS/Active	06-01-2005			
	PROP/Active	06-01-2005			
OneBeacon Insurance Company	CAS/Inactive	12-27-1993	12-08-2004		Vol. Surrender per Agent Rqst
	PROP/Inactive	12-27-1993	12-08-2004		Vol. Surrender per Agent Rqst

Seaboard Surety Company	CAS/Inactive	04-08-1993	02-17-2009	Canceled
	PROP/Inactive	04-08-1993	02-17-2009	Canceled
St. Paul Fire and Marine Insurance Company	CAS/Active	10-23-1990		
	PROP/Active	10-23-1990		
Transcontinental Insurance Company	CAS/Inactive	06-12-1992	01-14-2008	Canceled
	PROP/Inactive	06-12-1992	01-14-2008	Canceled
Transportation Insurance Company	CAS/Active	06-12-1992		
	PROP/Active	06-12-1992		
Travelers Casualty and Surety Company	CAS/Active	07-05-1996		
	PROP/Active	07-05-1996		
Travelers Casualty and Surety Company of America	CAS/Active	07-05-1996		
	PROP/Active	07-05-1996		
Travelers Casualty Company of Connecticut	CAS/Inactive	07-05-1996	11-20-2000	Vol. Surrender per Agent Rqst
	PROP/Inactive	07-05-1996	11-20-2000	Vol. Surrender per Agent Rqst
Travelers Casualty Insurance Company of America	CAS/Active	12-11-2007		
	CAS/Inactive	07-05-1996	11-22-2000	Vol. Surrender per Agent Rqst
	PROP/Active	12-11-2007		
	PROP/Inactive	07-05-1996	11-22-2000	Vol. Surrender per Agent Rqst
Travelers Commercial Insurance Company	CAS/Inactive	07-05-1996	11-22-2000	Vol. Surrender per Agent Rqst
	PROP/Inactive	07-05-1996	11-22-2000	Vol. Surrender per Agent Rqst
United Pacific Insurance Company	CAS/Inactive	06-17-1991	02-13-2001	Company Merger
	PROP/Inactive	06-17-1991	02-13-2001	Company Merger
Valley Forge Insurance Company	CAS/Active	06-12-1992		
	PROP/Active	06-12-1992		
Washington International Insurance Company	CAS/Active	09-28-2005		
	PROP/Active	09-28-2005		

* Photocopies of this report provided to an insurer should be confirmed on-line for accuracy.

** NPN = National Producer Number assigned by the National Insurance Producer Registry to assist with nonresident licensing in the future.

\$622,896.70
FILE

BID OF LS BLACK CONSTRUCTORS, INC.

2013

PROPOSAL, CONTRACT, BOND AND SPECIFICATIONS

FOR

2013 PARKING GARAGE MAINTENANCE

CONTRACT NO. 7069

IN

MADISON, DANE COUNTY, WISCONSIN

AWARDED BY THE COMMON COUNCIL
MADISON, WISCONSIN ON APRIL 30, 2013

PLEASE RETURN PLANS AND SPECIFICATIONS TO:

CITY ENGINEERING DIVISION
1600 EMIL STREET
MADISON, WISCONSIN 53713

www.cityofmadison.com/business/pw

**2013 PARKING GARAGE MAINTENANCE
CONTRACT NO. 7069**

INDEX

SECTION A: ADVERTISEMENT FOR BIDS.....	A-1
SECTION B: INSTRUCTIONS TO BIDDERS.....	B-1
SECTION C: SBE.....	C-1
SECTION D: SPECIAL PROVISIONS.....	D-1
SECTION E: PROPOSAL.....	E-1
SECTION F: BID BOND.....	F-1
SECTION G: AGREEMENT.....	G-1
SECTION H: PAYMENT AND PERFORMANCE BOND.....	H-1
SECTION I: PREVAILING WAGE RATE.....	I-1

This Proposal, and Agreement have
been prepared by:

**CITY ENGINEERING DIVISION
CITY OF MADISON
MADISON, DANE COUNTY, WISCONSIN**


David C. Dryer, P.E., City Traffic Engineer

SECTION A: ADVERTISEMENT FOR BIDS

REQUEST FOR BID FOR PUBLIC WORKS CONSTRUCTION CITY OF MADISON, WISCONSIN

A BEST VALUE CONTRACTING MUNICIPALITY

CONTRACT NO.	PROJECT NAME:
7069	2013 PARKING GARAGE MAINTENANCE
SBE GOAL	8%

Plans and Specifications are available at 1600 Emil Street, Madison, WI 53713; 608-267-1197 or on our website at www.cityofmadison.com/business/pw/contracts/openforBid.cfm.

PREQUALIFICATIONS

Bidders who have not been prequalified by the City Engineer and Affirmative Action Director for the period of February 1, 2013 to January 31, 2014 must submit their application on or before 1:00 p.m., April 5, 2013, Room 115, City-County Building, Madison, WI 53703. Postmark is not applicable. Contractors be prequalified by the City Engineer including an affirmative action plan approved by the Affirmative Action Director prior to the bid opening or the bid will be rejected. Forms are available at the same location or on our website at www.cityofmadison.com/business/pw/forms.cfm.

PRE-BID MEETING

Representatives of the Affirmative Action Department will be present to discuss the Small Business Enterprise requirements on March 29, 2013 at 1:00 PM at 1600 Emil Street, Madison Wisconsin.

OTHER REQUIREMENTS

Sealed bids must be accompanied with a Bid Bond equal to at least 5% of the bid or a Certificate of Annual/Biennial Bid Bond or certified check, payable to the City Treasurer.

Prevailing Wage Rates may be required and are attached in Section I of the contract. See Special Provisions to determine applicability.

Deadline for the Submittal of Bid is April 5, 2013 by 1:00 PM, at 1600 Emil Street, Madison, WI 53713.

Bid Opening will be on April 12, 2013 at 1:30 PM at 1600 Emil Street, Madison, WI 53713.

REQUEST FOR BIDS FOR PUBLIC WORKS CONSTRUCTION FOR THE CITY OF MADISON, WISCONSIN

A BEST VALUE CONTRACTING MUNICIPALITY

Plans and Specifications for Public Works Projects that are open for bid are available on the City of Madison website at <http://www.cityofmadison.com/business/PW/contracts/openforBid.cfm> or by calling City Engineering at 608-266-4751.

Sealed bids must be accompanied with a Bid Bond equal to at least 5% of the bid or a Certificate of Annual/Biennial Bid Bond or certified check, payable to the City Treasurer.

Prevailing Wage Rates may be required and are attached in Section I of the contract. See Special Provisions to determine applicability.

Bidders must be prequalified with the City Engineer and the Affirmative Action Director. Deadline date for submittal of application is noticed on our website. Forms are available on the web at <http://www.cityofmadison.com/business/pw/forms.cfm> or by contacting City Engineering at 608-266-4620

Publ. WSJ 3/22/2013, 3/29/2013

SECTION B: INSTRUCTIONS TO BIDDERS

The City of Madison Standard Specifications for Public Works Construction - 2013 Edition, as supplemented and amended from time to time, forms a part of these contract documents as if attached hereto.

These standard specifications are available on the City of Madison Public Works website at www.cityofmadison.com/Business/PW/specs.cfm or by contacting City Engineering Division, Room 115, City-County Building, 210 Martin Luther King Jr. Blvd., Madison, WI 53703.

The Contractor shall review these Specifications prior to preparation of proposals for the work to be done under this contract, with specific attention to Article 102 "BIDDING REQUIREMENTS AND CONDITIONS" and Article 103 "AWARD AND EXECUTION OF THE CONTRACT." For the convenience of the bidder, below are highlights of three subsections of the specifications.

Section 102.1: Pre-Qualification of Bidders

In accordance with Wisconsin State Statutes 66.0901 (2) and (3), all bidders must submit to the Board of Public Works proof of responsibility on forms furnished by the City. The City requires that all bidders be qualified on a biennial basis.

Bidders must present satisfactory evidence that they have been regularly engaged in the type of work specified herein and they are fully prepared with necessary capital, materials, machinery and supervisory personnel to conduct the work to be contracted for to the satisfaction of the City. All bidders must be pre-qualified by the Board of Public Works for the type of construction on which they are bidding prior to the opening of the bid.

In accordance with Section 39.02(9)(a)l. of the Madison General Ordinances, all bidders shall submit in writing to the Affirmative Action Division Manager of the City of Madison, a Certificate of Compliance or an Affirmative Action Plan at the same time or prior to the submission of the proof of responsibility forms. The bidder shall be disqualified if the bidder fails to or refuses to, prior to opening of the bid, submit a Certificate of compliance, Affirmative Action Plan or Affirmative Action Data Update, as applicable, as defined by Section 39.02 of the Madison General Ordinances (entitled Affirmative Action) and as required by Section 102.11 of the Standard Specifications.

Section 102.4: Proposals

No bid will be accepted that does not contain an adequate or reasonable price for each and every item named in the Schedule of Unit Prices.

A lump sum bid for the work in accordance with the plans and specifications is required. The lump sum bid must be the same as the total amounts bid for the various items and it shall be inserted in the space provided.

All papers bound with or attached to the proposal form are considered a part thereof and must not be detached or altered when the proposal is submitted. The plans, specifications and other documents designated in the proposal form will be considered a part of the proposal whether attached or not.

A proposal submitted by an individual shall be signed by the bidder or by a duly authorized agent. A proposal submitted by a partnership shall be signed by a member/partner or by a duly authorized agent thereof. A proposal submitted by a corporation shall be signed by an authorized officer or duly authorized registered agent of such corporation, and the proposal shall show the name of the State under the laws of

which such corporation was chartered. The required signatures shall in all cases appear in the space provided therefore on the proposal.

Each proposal shall be placed, together with the proposal guaranty, in a sealed envelope, so marked as to indicate name of project, the contract number or option to which it applies, and the name and address of the Contractor. Proposals will be received at the place and until the hour on the date designated in the advertisement. When sent by mail, the sealed proposal marked as indicated above shall be enclosed in an additional envelope. Proposals sent by mail, submitted in person or otherwise delivered must be in the hands of the official conducting the letting by the hour on the date designated in the advertisement. Proposals received after the date designated will be returned to the bidder unopened.

The Bidder shall execute form ERD-7777 (R.9/03), a part of these proposal pages and submit same with the bidder's proposal, if applicable. REFER TO PROPOSAL SECTION.

Section 102.5: Bid Deposit (Proposal Guaranty)

No proposal shall be considered unless either (i) it is accompanied by a bid deposit of the character and amount described in the Advertisement for Bids or (ii) a biennial bid bond in an amount and form acceptable to the City of Madison has been previously submitted.

Bid deposits of unsuccessful bidders shall be returned following the award of the contract by the Common Council. Bid deposit of the successful bidders shall be returned within forty-eight (48) hours following execution of the contract and bond as required.

Bidders for this Contract(s) must be Pre-Qualified for at least one of the following type(s) of construction denoted by an

Building Demolition

- 101 Asbestos Removal
 120 House Mover

- 110 Building Demolition

Street, Utility and Site Construction

- 201 Asphalt Paving
 205 Blasting
 210 Boring/Pipe Jacking
 215 Concrete Paving
 220 Con. Sidewalk/Curb & Gutter/Misc. Concrete Work
 221 Concrete Bases and Other Concrete Work
 225 Dredging
 230 Fencing
 235 Fiber Optic Cable/Conduit Installation
 241 Horizontal Saw Cutting of Sidewalk
 240 Grading and Earthwork
 242 Infrared Seamless Patching
 245 Landscaping, Maintenance
 250 Landscaping, Site and Street
 251 Parking Ramp Maintenance
 255 Pavement Sealcoating and Crack Sealing
 260 Petroleum Above/Below Ground Storage Tank Removal/Installation

- 265 Retaining Walls, Precast Modular Units
 270 Retaining Walls, Reinforced concrete
 275 Sanitary, Storm Sewer & Water Main Const.
 280 Sewer Lateral Drain Cleaning/Internal TV Insp.
 285 Sewer Lining
 290 Sewer Pipe Bursting
 295 Soil Borings
 300 Soil Nailing
 305 Storm & Sanitary Sewer Laterals & Water Svc.
 310 Street Construction
 315 Street Lighting
 318 Tennis Court Resurfacing
 330 Traffic Control During Construction
 320 Traffic Signals
 325 Traffic Signing & Marking
 332 Tree Pruning/Removal
 333 Tree, Pesticide Treatment of
 335 Trucking
 399 Other _____

Bridge Construction

- 501 Bridge Construction and/or Repair

Building Construction

- 401 Floor Covering (including carpet, ceramic tile installation, rubber, VCT)
 402 Building Automation Systems
 403 Concrete
 404 Doors and Windows
 405 Electrical - Power, Lighting & Communications
 410 Elevator - Lifts
 412 Fire Suppression
 413 Furnishings - Furniture and Window Treatments
 415 General Building Construction, Equal or Less than \$250,000
 420 General Building Construction, \$250,000 to \$1,500,000
 425 General Building Construction, Over \$1,500,000
 428 Glass and/or Glazing
 429 Hazardous Material Removal
 430 Heating, Ventilating and Air Conditioning (HVAC)
 433 Insulation - Thermal

- 435 Masonry
 437 Metals
 440 Painting and Wallcovering
 445 Plumbing
 450 Pump Repair
 455 Pump Systems
 460 Roofing and Moisture Protection
 461 Solar Photovoltaic/Hot Water Systems
 465 Soil/Groundwater Remediation
 466 Warning Sirens
 470 Water Supply Elevated Tanks
 475 Water Supply Wells
 480 Wood, Plastics & Composites-Structural & Architectural
 499 Other _____

State of Wisconsin Certifications

- 1 Class 5 Blaster - Blasting Operations and Activities 2500 feet and closer to inhabited buildings for quarries, open pits and road cuts.
- 2 Class 6 Blaster - Blasting Operations and Activities 2500 feet and closer to inhabited buildings for trenches, site excavations, basements, underwater demolition, underground excavations, or structures 15 feet or less in height.
- 3 Class 7 Blaster - Blasting Operations and Activities for structures greater than 15 ' in height, bridges, towers, and any of the objects or purposes listed as "Class 5 Blaster or Class 6 Blaster".
- 4 Petroleum Above/Below Ground Storage Tank Removal and Installation (Attach copies of State Certifications.)
- 5 Hazardous Material Removal (Contractor to be certified for asbestos and lead abatement per the Wisconsin Department of Health Services, Asbestos and Lead Section (A&LS).) See the following link for application: <http://www.dhs.wisconsin.gov/Asbestos/Cert/Index.htm>. State of Wisconsin Performance of Asbestos Abatement Certificate must be attached.
- 6 Certification number as a Certified Arborist or Certified Tree Worker as administered by the International Society of Arboriculture.
- 7 Pesticide application (Certification for Commercial Applicator For Hire with the certification in the category of turf and landscape (3.0) and possess a current license issued by the DATCP).
- 8 Other _____

SECTION C: SBE

Instructions to Bidders City of Madison SBE Program Information

2 Small Business Enterprise (SBE) Program Information

2.1 Policy and Goal

The City of Madison reaffirms its policy of nondiscrimination in the conduct of City business by maintaining a procurement process which remains open to all who have the potential and ability to sell goods and services to the City. It is the policy of the City of Madison to allow Small Business Enterprises (SBE) maximum feasible opportunity to participate in City of Madison contracting. The bidder acknowledges that its bid has been submitted in accordance with the SBE program and is for the public's protection and welfare.

Please refer to the "ADVERTISEMENT FOR BIDS" for the goal for the utilization of SBEs on this project. SBEs may participate as subcontractors, vendors and/or suppliers, which provide a commercially useful function. The dollar value for SBE suppliers or 'materials only' vendors shall be discounted to 60% for purposes of meeting SBE goals.

A bidder which achieves or exceeds the SBE goal will be in compliance with the SBE requirements of this project. In the event that the bidder is unable to achieve the SBE goal, the bidder must demonstrate that a good faith effort to do so was made. Failure to either achieve the goal or demonstrate a good faith effort to do so will be grounds for the bidder being deemed a non-responsible contractor ineligible for award of this contract.

A bidder may count towards its attainment of the SBE goal only those expenditures to SBEs that perform a commercially useful function. For purposes of evaluating a bidder's responsiveness to the attainment of the SBE goal, the contract participation by an SBE is based on the percentage of the total base bid proposed by the Contractor. The total base bid price is inclusive of all addenda.

Work performed by an SBE firm in a particular transaction can be counted toward the goal only if it involves a commercially useful function. That is, in light of industry practices and other relevant considerations, does the SBE firm have a necessary and useful role in the transaction, of a kind for which there is a market outside the context of the SBE Program, or is the firm's role a superfluous step added in an attempt to obtain credit towards goals? If, in the judgment of the Affirmative Action Division, the SBE firm will not perform a commercially useful function in the transaction, no credit towards goals will be awarded.

The question of whether a firm is performing a commercially useful function is completely separate from the question of whether the firm is an eligible SBE. A firm is eligible if it meets the definitional criteria and ownership and control requirements, as set forth in the City of Madison's SBE Program.

If the City of Madison determines that the SBE firm is performing a commercially useful function, then the City of Madison must then decide what that function is. If the commercially useful function is that of an SBE vendor / supplier that regularly transacts business with the respective product, then the City of Madison will count 60% of the value of the product supplied toward SBE goals.

To be counted, the SBE vendor / supplier must be engaged in selling the product in question to the public. This is important in distinguishing an SBE vendor / supplier, which has a regular trade with a variety of customers, from a firm which performs supplier-like functions on an ad hoc basis or for only one or two contractors with whom it has a special relationship.

A supplier of bulk goods may qualify as an eligible SBE vendor / supplier if it either maintains an inventory or owns or operates distribution equipment. With respect to the distribution equipment; e.g., a fleet of trucks, the term "operates" is intended to cover a situation in which the supplier leases the equipment on a regular basis for its entire business. It is not intended to cover a situation in which the firm simply provides drivers for trucks owned or leased by another party; e.g., a prime contractor, or leases such a party's trucks on an ad hoc basis for a specific job.

If the commercially useful function being performed is not that of a qualified SBE vendor / supplier, but rather that of delivery of products, obtaining bonding or insurance, procurement of personnel, acting as a broker or manufacturer's representative in the procurement of supplies, facilities, or materials, etc., only the fees or commissions will apply towards the goal.

For example, a business that simply transfers title of a product from manufacturer to ultimate purchaser; e. g., a sales representative who re-invoices a steel product from the steel company to the Contractor, or a firm that puts a product into a container for delivery would not be considered a qualified SBE vendor / supplier. The Contractor would not receive credit based on a percentage of the cost of the product for working with such firms.

Concerning the use of services that help the Contractor obtain needed supplies, personnel, materials or equipment to perform a contract: only the fee received by the service provider will be counted toward the goal. For example, use of a SBE sales representative or distributor for a steel company, if performing a commercially useful function at all, would entitle the Contractor receiving the steel to count only the fee paid to the representative or distributor toward the goal. This provision would also govern fees for professional and other services obtained expressly and solely to perform work relating to a specific contract.

Concerning transportation or delivery services: if an SBE trucking company picks up a product from a manufacturer or a qualified vendor / supplier and delivers the product to the Contractor, the commercially useful function it is performing is not that of a supplier, but simply that of a transporter of goods. Unless the trucking company is itself the manufacturer or a qualified vendor / supplier in the product, credit cannot be given based on a percentage of the cost of the product. Rather, credit would be allowed for the cost of the transportation service.

The City is aware that the rule's language does not explicitly mention every kind of business that may contribute work on this project. In administering these programs, the City would, on a case-by-case basis, determine the appropriate counting formula to apply in a particular situation.

2.2 Contract Compliance

Questions concerning the SBE Program shall be directed to the Contract Compliance Officer of the City of Madison Department of Civil Rights, Affirmative Action Division, 210 Martin Luther King, Jr. Blvd., Room 523, Madison, WI 53703; telephone (608) 266-4910.

2.3 Certification of SBE by City of Madison

The Affirmative Action Division maintains a directory of SBEs which are currently certified as such by the City of Madison. Contact the Contract Compliance Officer as indicated in Section 2.2 to receive a copy of the SBE Directory or you may access the SBE Directory online at www.cityofmadison.com/dcr/aaTBDDir.cfm.

All contractors, subcontractors, vendors and suppliers seeking SBE status must complete and submit the **Targeted Business Certification Application** to the City of Madison Affirmative Action Division by the time and date established for receipt of bids. A copy of the Targeted Business Certification Application is available by contacting the Contract Compliance Officer at the address and telephone indicated in Section 2.2 or you may access the Targeted Business Certification Application online at www.cityofmadison.com/dcr/aaTBDDir.cfm. Submittal of the Targeted Business Certification Application by the time specified does not guarantee that the applicant will be certified as a SBE eligible to be utilized towards meeting the SBE goal for this project.

2.4 Small Business Enterprise Compliance Report

2.4.1 Good Faith Efforts

Bidders shall take all necessary affirmative steps to assure that SBEs are utilized when possible and that the established SBE goal for this project is achieved. A contractor who self performs a portion of the work, and is pre-qualified to perform that category of work, may subcontract that portion of the work, but shall not be required to do so. When a bidder is unable to achieve the established SBE goal, the bidder must demonstrate that a good faith effort to do so was made. Such a good faith effort should include the following:

- 2.4.1.1 Attendance at the pre-bid meeting.
- 2.4.1.2 Using the City of Madison's directory of certified SBEs to identify SBEs from which to solicit bids.
- 2.4.1.3 Assuring that SBEs are solicited whenever they are potential sources.
- 2.4.1.4 Referring prospective SBEs to the City of Madison Affirmative Action Division for certification.
- 2.4.1.5 Dividing total project requirements into smaller tasks and/or quantities, where economically feasible, to permit maximum feasible SBE participation.
- 2.4.1.6 Establishing delivery schedules, where requirements permit, which will encourage participation by SBEs.

- 2.4.1.7 Providing SBEs with specific information regarding the work to be performed.
- 2.4.1.8 Contacting SBEs in advance of the deadline to allow such businesses sufficient time to prepare a bid.
- 2.4.1.9 Utilizing the bid of a qualified and competent SBE when the bid of such a business is deemed reasonable (i.e. 5% above the lowest bidder), although not necessarily low.
- 2.4.1.10 Contacting SBEs which submit a bid, to inquire about the details of the bid and confirm that the scope of the work was interpreted as intended.

2.4.2 Reporting SBE Utilization and Good Faith Efforts

The Small Business Enterprise Compliance Report is to be submitted by the bidder in a separate sealed envelope marked: **“ENVELOPE 2 - SBE COMPLIANCE REPORT.”** This report is due by the specified bid closing time and date. Bids submitted without a completed SBE Compliance Report as outlined below shall be deemed non-responsible and the bidder ineligible for award of this contract.

- 2.4.2.1 If the Bidder meets or exceeds the goal established for SBE utilization, the Small Business Enterprise Compliance Report shall consist of the following:

- 2.4.2.1.1 Cover Page, Page C-7; and
- 2.4.2.1.2 Summary Sheet, C-8.

- 2.4.2.2 If the bidder does not meet the goal established for SBE utilization, the Small Business Enterprise Compliance Report shall consist of the following:

- 2.4.2.2.1 Cover Page, Page C-7;
- 2.4.2.2.2 Summary Sheet, C-8; and
- 2.4.2.2.3 SBE Contact Report, C-9 and C-10. (A separate Contact Report must be completed for each applicable SBE which is not utilized.)

2.5 Appeal Procedure

A bidder which does not achieve the established goal and is deemed non-responsible for failure to demonstrate a good faith effort to achieve such goal and subsequently denied eligibility for award of contract may, within 72 hours of receiving such notification, appeal that decision to a special appeals committee composed of three (3) members of the Affirmative Action Commission, three (3) members of the Board of Public Works and a seventh member appointed by the Mayor. All appeals must be made in writing to the City Engineer and received within 72 hours of City of Madison’s notice. Postmark not applicable.

2.6 SBE Requirements After Award of the Contract

The successful bidder shall identify SBE subcontractors, suppliers and vendors on the subcontractor list in accordance with the specifications. The Contractor shall submit a detailed explanation of any variances between the listing of SBE subcontractors, vendors and/or suppliers on the subcontractor list and the Contractor's SBE Compliance Report for SBE participation.

No change in SBE subcontractors, vendors and/or suppliers from those SBEs indicated in the SBE Compliance Report will be allowed without prior approval from the Engineer and the Affirmative Action Division. The contractor shall submit in writing to the City of Madison Affirmative Action Division a request to change any SBE citing specific reasons which necessitate such a change. The Affirmative Action Division will use a general test of reasonableness in approving or rejecting the contractor's request for change. If the request is approved, the Contractor will make every effort to utilize another SBE if available.

The City will monitor the project to ensure that the actual percentage commitment to SBE firms is carried out.

2.7 SBE Definition and Eligibility Guidelines

A Small Business Enterprise is a business concern awarded certification by the City of Madison. For the purposes of this program a Small Business Enterprise is defined as:

- A. An independent business operated under a single management. The business may not be a subsidiary of any other business and the stock or ownership may not be held by any individual or any business operating in the same or a similar field. In determining whether an entity qualifies as a SBE, the City shall consider all factors relevant to being an independent business including, but not limited to, the date the business was established, adequacy of its resources for the work in which it proposes to involve itself, the degree to which financial, equipment leasing and other relationships exist with other ineligible firms in the same or similar lines of work. SBE owner(s) shall enjoy the customary incidents of ownership and shall share in the risks and profits commensurate with their enjoyment interests, as demonstrated by an examination of the substance rather than form or arrangements that may be reflected in its ownership documents.
- B. A business that has averaged no more than \$4.0 million in annual gross receipts over the prior three year period and the principal owner(s) do not have a personal net worth in excess of \$1.32 million.

Firm and/or individuals that submit fraudulent documents/testimony may be barred from doing business with the City and/or forfeit existing contracts.

SBE certification is valid for one (1) year unless revoked.

2013 PARKING GARAGE MAINTENANCE
CONTRACT NO. 7069

Small Business Enterprise Compliance Report

Cover Sheet

This information MUST be submitted in a separate sealed envelope marked
"ENVELOPE NO. 2 - SBE COMPLIANCE REPORT."

Prime Bidder Information:

Company: _____

Address: _____

Telephone Number: _____ Fax Number: _____

Contact Person/Title: _____

Prime Bidder Certification:

I, _____, _____ of
Name Title

_____ Company certify that the information

contained in this SBE Compliance Report is true and correct to the best of my knowledge and belief.

Witness' Signature

Bidder's Signature

Date

**2013 PARKING GARAGE MAINTENANCE
CONTRACT NO. 7069**

Small Business Enterprise Compliance Report

Summary Sheet

**This information MUST be submitted in a separate sealed envelope marked
"ENVELOPE NO. 2 - SBE COMPLIANCE REPORT."**

SBE SUBCONTRACTORS WHO ARE NOT SUPPLIERS

<u>Name(s) of SBEs Utilized</u>	<u>Type of Work</u>	<u>% of Total Bid Amount</u>
Subtotal SBE who are not suppliers:		_____ %

SBE SUBCONTRACTORS WHO ARE SUPPLIERS

<u>Name(s) of SBEs Utilized</u>	<u>Type of Work</u>	<u>% of Total Bid Amount</u>
Subtotal Contractors who are suppliers:	_____ % x 0.6 = _____	_____ % (discounted to 60%)
Total Percentage of SBE Utilization:	_____ %.	

**2013 PARKING GARAGE MAINTENANCE
CONTRACT NO. 7069**

Small Business Enterprise Compliance Report

SBE Contact Report

**This information MUST be submitted in a separate sealed envelope marked
"ENVELOPE NO. 2 - SBE COMPLIANCE REPORT."**

Submit separate copy of this form for each SBE which you are not able to utilize towards meeting the SBE goal for this project. Attach separate sheets if necessary.

SBE Information:

Company: _____

Address: _____

Telephone Number: _____

Contact Person/Title: _____

1. Outline below all efforts to solicit a bid from the above SBE. Include date, means of contact, who from your company made this contact and the result.

2. Describe the information provided to the aforementioned SBE regarding the scope of work for which he/she was to provide a bid.

Is this the same scope of work on which the subcontractor you intend to utilize based his/her bid?

Yes No

3. Did this SBE submit a bid? Yes No

4. Is the General Contractor pre-qualified to self-perform this category of work?

Yes No

5. If you responded "Yes" to Question 3, please check the items below which apply and provide the requested detail. If you responded "No" to Question 3, please skip ahead to item 6 below.

The SBE listed above is unavailable for work on this project for the following reasons. Provide specific detail for this conclusion.

The SBE listed above is unqualified for work on this project. Provide specific details for this conclusion.

The SBE listed above provided a price that was unreasonable (i.e. more than 5% above the lowest bidder). Provide specific detail for this conclusion including the SBE's price and the price of the subcontractor you intend to utilize.

A contract with the SBE listed above may constitute a breach of the bidder's collective bargaining agreements. Provide specific detail for this conclusion including, but not limited to, correspondence from the SBE indicating it will not sign a project labor agreement and/or correspondence from the applicable trade union indicating a project labor agreement will not be allowed at the time of project bidding.

Other; please specify reason(s) other than listed above which made it impossible for you to utilize this SBE on this project.

6. Describe any other good faith efforts:

SECTION D: SPECIAL PROVISIONS
2013 PARKING GARAGE MAINTENANCE
CONTRACT NO. 7069

It is the intent of these Special Provisions to set forth the final contractual intent as to the matter involved and shall prevail over the Standard Specifications and plans whenever in conflict therewith. In order that comparisons between the Special Provisions can be readily made, the numbering system for the Special Provisions is equivalent to that of the Specifications.

Whenever in these Specifications the term "Standard Specifications" appears, it shall be taken to refer to the City of Madison Standard Specifications for Public Works Construction and Supplements thereto.

SECTION 102.10: MINIMUM RATE OF WAGE SCALE

For this project, payment of prevailing wages (white sheet) is not required if either: a single trade accounts for 85% or more of the total labor costs of the project and the bid is less than \$48,000; or no single trade accounts for 85% or more of the total labor costs of the project and the bid is less than \$100,000. For bids not meeting either of these conditions, prevailing wages shall be required.

If required, the wages and benefits paid on the contract shall not be less than those specified in the Prevailing Wage Determination included with these contract documents for the following types of work:

- Building and Heavy Construction
- Sewer, Water, and Tunnel Construction
- Local Street and Miscellaneous Paving Operations
- Residential and Agricultural Construction

All bidders are notified that all labor employed on City contracts must be paid in accordance with the minimum rate of wage scale included in the Contract Documents.

For the information of the employees working on the project, a copy of the wage scale included in the contract documents and the provisions of Section 66.0903(8) of the Wisconsin Statutes shall be kept posted by the employer and in at least one conspicuous and easily accessible place at the site of the project.

The Contractor shall keep weekly payroll records setting forth the name, address, telephone number, classification, wage rate and fringe benefit package of each employee who worked on such City project and all other projects the employee worked in the same period, and the Contractor must keep records of the individual time each employee worked on the project and for each day of the project. Such records shall also set forth the total number of hours of overtime credited to each such employee for each day and week and the amount of overtime pay received in that week. Such records shall, in addition, set forth the full weekly wages earned by each such employee and the actual hourly wage paid to that employee. The Contractor shall submit payroll records to the Engineer every week for those periods when work is being done on the project. Said submittal shall be within twenty-one (21) calendar days of the end of the Contractor's weekly pay period.

The Contractor shall ensure that employees shall be paid unconditionally and shall receive the full amounts accrued at the time of payment, computed at rates not less than those stated in the City of Madison "Minimum Rate of Wage Scale" and that each employee's rate shall be determined by the work that is done within the trade or occupation classification which should be properly assigned to such employee. Questions regarding an employee's classification or rate of pay within that classification shall be resolved by the practice that predominates in the industry and on which the trade or occupation rate/classification is based. Therefore, rate of pay, classification and work jurisdiction disputes shall be resolved by relying upon practices established by collective bargaining agreements and guidelines used in such determinations by appropriate recognized trade unions operating within the City of Madison.

The Contractor shall agree that the normal rate of wage paid to the Contractor's employees on other projects shall not be reduced or otherwise diminished as a result of the requirement to pay no less than the minimum rate of wage scale on a City project. Mulcting of employees on City projects by contractors, such as by kickbacks or other such devices, is prohibited.

These contract provisions shall apply to all work performed on the contract by the Contractor with its own organization and with assistance of laborers under its immediate superintendency and to all work performed by piecework or by subcontract. No laborer, worker, or mechanic shall be employed directly upon the site of the work except on a wage basis, but this shall not be construed to prohibit the rental of equipment from individuals.

In the event of a refusal by the Contractor to submit payroll records as required by the contract, the City of Madison shall have the option to cancel this contract and request the Surety to perform or to relet the balance of the work for bids, and in that event, to charge the Contractor for any loss which the City may incur thereby.

SECTION 102.12: BEST VALUE CONTRACTING

This Contract shall be considered a Best Value Contract if the Contractor's bid is equal to or greater than \$53,000 for a single trade contract; or equal to or greater than \$257,500 for a multi-trade contract pursuant to MGO 33.07(7).

SECTION 105.1: AUTHORITY OF THE ENGINEER

The Engineer shall resolve all questions which arise as to the quality and acceptability of materials furnished, work performed, manner of performance, rate of progress of the work, interpretation of the plans and Specifications, acceptable fulfillment of the contract, compensation, and disputes and mutual rights between Contractors under the Specifications. The Engineer shall determine the amount and quantity of work performed and materials furnished.

All decisions of the Engineer shall, when so requested, be rendered in writing. They shall be final and conclusive in all matters unless within ten (10) days after such decision the Contractor applies in writing to the Board of Public Works for a review of such decision.

Any change proposed by a Contractor in SBE subcontractors, vendors or suppliers from those SBEs indicated on the SBE Compliance Report must be approved by the Engineer and the City's Manager of the Affirmative Action Division (hereafter, AAD). When requested, such decision shall be rendered in writing. Such decisions shall be final and conclusive in all matters unless within ten (10) days after such decision the Contractor or the affected SBE applies in writing to the Board of Public Works for a review of such decision.

In the event the Engineer and the AAD disagree over the proper decision to be made regarding an SBE, the Mayor shall appoint a third person to resolve the disagreement, within 30 days of appointment. The decision thus rendered may be reviewed by the Board of Public Works upon request of the Contractor or the affected SBE as set forth in Sections 105.1 and 105.2 of the City's standard specifications.

GENERAL REQUIREMENTS

TABLE OF CONTENTS

1.01	WORK COVERED BY CONTRACT DOCUMENTS	D-5
1.02	CONTRACTOR'S DUTIES.....	D-5
1.03	CONTRACTS	D-5
1.04	TIME OF COMPLETION AND LIQUIDATED DAMAGES.....	D-5
1.05	WORK SEQUENCE.....	D-6
1.06	CONTRACTOR USE OF PUBLIC RIGHTS-OF-WAY	D-6
1.07	CONTRACTOR USE OF PREMISES	D-7
1.08	DEFINITIONS	D-7
1.09	UNIT PRICES.....	D-8
1.10	MEASUREMENT OF QUANTITIES.....	D-10
1.11	PROJECT MEETINGS.....	D-10
1.12	JOB SITE ADMINISTRATION.....	D-12
1.13	SUBMITTALS.....	D-12
1.14	TEMPORARY UTILITIES	D-13
1.15	TRAFFIC/DUST/DEBRIS.....	D-13
1.16	SPECIAL CONTROLS.....	D-15
1.17	PARKING	D-15
1.18	SECURITY	D-15
1.19	CLEANING	D-15
1.20	PROJECT CLOSEOUT	D-16
1.21	RECORD DRAWINGS	D-17

1.01 WORK COVERED BY CONTRACT DOCUMENTS

- A. This work covers repairs at the Capitol Square North, State Street Capitol, State Street Campus (Lake), and Government East parking ramps in Madison, Wisconsin. Work includes concrete repair of slabs and columns, sealant replacement at slab cracks and joints, traffic coating placement, and metal work.
- B. The repair work to be done is shown on the plans/details and described in these specifications.
- C. Ramp construction
 - 1. Capitol Square North (CSN): post-tensioned cast-in-place concrete
 - 2. State Street Capitol (SSCo):
 - a. mild steel reinforced cast-in-place concrete (levels L-3)
 - b. post-tensioned cast-in-place concrete (levels 4-6)
 - 3. State Street Campus Lake (SSCL): mild steel reinforced cast-in-place concrete (beams are post-tensioned concrete)
 - 4. Government East (GE): mild reinforced cast-in-place concrete

1.02 CONTRACTOR'S DUTIES

- A. Except as specifically noted, provide and pay for:
 - 1. Labor, materials, and equipment.
 - 2. Tools, construction equipment, and machinery.
 - 3. Water, heat and utilities required for construction not part of the existing ramp system.
 - 4. Other facilities and services necessary for proper execution and completion of work.
- B. Pay legally required sales, consumer and use taxes.
- C. Secure and pay for, as necessary for proper execution and completion of work and as applicable at time of receipt for bids:
 - 1. Permits
 - 2. Government fees
 - 3. Licenses
- D. Give required notices.
- E. Comply with codes, ordinances, rules, regulations, orders and other legal requirements of public authorities, which bear on performance of work.
- F. Contractor is responsible for complying with City Affirmative Action and Best Value Engineering requirements.
- G. Promptly submit written notice to Engineer of observed variance of Contract Documents from legal requirements. It is not Contractor's responsibility to make certain that drawings and specifications comply with codes and regulations.
- H. Appropriate modifications to Contract Documents will adjust necessary changes.
- I. Assume responsibility for work known to be contrary to such requirements, without notice.
- J. Enforce strict discipline and good order among employees. Do not employ on work, unfit persons or persons not skilled in assigned task.

1.03 CONTRACTS

- A. Construct work under a unit price contract with unit prices included to account for changes in the quantity of work from that estimated. Review proposal form for work to be completed as Lump Sum.

1.04 TIME OF COMPLETION AND LIQUIDATED DAMAGES

- A. Construction is anticipated to start on or before June 15, 2013 and to be completed by August 30, 2013 at the State Street Capitol and State Street Campus (Lake) ramps. Construction at the Government East and Capitol Square North ramps is to be completed by September 27, 2013.
- B. The successful Contractor must agree to commence work on a date to be specified in a written Notice to Proceed and to fully complete by dates specified.

- C. Liquidated damages for failure to complete construction by given date shall be as stated in the third paragraph of Section 109.9 of the City of Madison Standard Specifications for Public Works Construction – most current year.
- D. Completion shall include all construction as outlined in the plans and specifications as well as removal of all materials, debris, barricades, and other construction related items from the site.
- E. Final project closeout shall be completed within 45 days of the construction completion date for all work addressed above. Final project closeout shall include, but not be limited to, submittal of warranties, lien waivers, wage rate compliance affidavits, documents of completed work, and proper pay applications
- F. Each day shall be defined as a twenty-four (24) hour period beginning at 12:01 AM.

1.05 WORK SEQUENCE

- A. The Contractor will be allowed 70 parking stalls out of service at each ramp for the work. This will include the top side of the deck being restored and the level below. The parking structure will be open during the weekends. Additional parking spaces may be made available upon request and will be reviewed on a case by case basis. The Contractor shall make as many spaces available as possible other than those designated for restoration.
- B. No parking or traffic will be allowed above areas being restored on the underside of the slab or below the areas being restored on the topside of the slab. This area will be included in the Contractor's work area. Contractor shall keep ramp attendant and cashier informed about the number of parking stalls out of service.
- C. Contractor shall conduct their work between the hours of 7:00 a.m. and 7:00 p.m. Monday through Friday unless written request for special circumstances is acceptable to the Owner. Contractor shall plan work and make request in writing at least seven days prior to deviation from normal.
- D. Concrete pours shall be scheduled between 9:00 a.m. and 2:30 p.m. to avoid conflicts with peak hour traffic. Contractor shall provide the Engineer and Owner with their schedule for concrete pours.
- E. **Dust protection must be in place prior to beginning work; refer to Traffic/Dust/Debris section.**
- F. Prior to the weekend, the Contractor shall clean the site adequately and secure equipment to prevent vandalism, personal injury, or theft.
- G. The Contractor will be asked to reduce the number and type of parking spaces out of service for Special Events dates. The city will provide the Contractor with a schedule of dates. These dates will include but not be limited to Farmer's Market, Art Fair on the Square, IronMan, Taste of Madison, Madison Symphony Orchestra Saturday Concerts, Mad City Marathon, Jazz at 5, Madison Chamber Orchestra Concerts on the Square, Maxwell Street Days, UW Football games, and Freakfest (Halloween).
- H. Prior to start of work, the Contractor shall survey the existing utilities within and around the structure. Existing utilities include electrical lighting and conduits, water piping including sprinklers, and mechanical duct work. Existing utilities that are broken shall be brought to the attention of the Engineer. The Contractor at the Contractor's expense shall remove and/or protect in place existing utilities. Existing utilities damaged by the Contractor shall be replaced by the Contractor at the Contractor's expense.
- I. Prior to the start of work, the Contractor in the presence of the Engineer and Owner shall inspect the condition of the drains in areas affected by the Contractor's work to determine that they are clean and in proper working order. During and at the completion of the project, the drains shall be in similar condition and working order as observed in the initial inspection.

1.06 CONTRACTOR USE OF PUBLIC RIGHTS-OF-WAY

- A. The General Contractors proposed use of the site may require a Street Occupancy Permit.
- B. The General Contractor shall make application for a Street Occupancy Permit before proceeding with work in any public right-of-way. At the time of application for a Street Occupancy

- Certificate, the Contractor shall provide a drawing showing construction site fencing, construction entrances, proposed placement of equipment, and traffic routing.
- C. A copy of the Street Occupancy Permit shall be at the job site during working hours.
 - D. Peak hour traffic flow in Madison occurs between the hours of 7:00 and 8:30 a.m. and between 3:30 and 5:30 p.m., Monday through Friday. During these hours work that will interfere with the flow of traffic shall not be permitted on or in the street governed by this permit.
 - E. All signing or barricading shall be done in conformance with the Federal "Uniform Manual on Traffic Control Devices".
 - F. All pavement markings removed, disturbed or damaged shall be restored or replaced, in kind, by the City at the expense of the contractor. Billing will be on a time and material basis.
 - G. For removal or replacement of traffic and parking signs, contact the City of Madison Traffic Engineering Field Operations, 1120 Sayle Street 266-4767, 8:00 a.m. - 4:00 p.m., 24 hours in advance of when you need the sign removed. This service is provided free of charge. If you remove the signs, you will be billed for reinstallation and any damage to the sign installation.
 - H. NO MATERIALS shall be stored in the street or street right of way.
 - I. A fence may be required around the occupancy area and the construction site depending on the Contractor's intended use. The occupancy area shall be considered part of the construction site. No stopping, standing or parking signs shall be installed, by the contractor, on the fence surrounding the construction sight.
 - J. A clean, safe access route shall be provided to the parking ramp at all locations desired by the City of Madison, Parking Utility.
 - K. Sidewalk Closed Use Other Side signs shall be installed at each end of the block when a portion of the block is closed to pedestrian traffic.

1.07 CONTRACTOR USE OF PREMISES

- A. Confine operations at the site to areas permitted by law, ordinance, permits, and contract documents
- B. Do not unreasonably encumber site with materials and equipment.
- C. Do not load structure with weight that will endanger structure.
- D. Assume full responsibility for protection and safekeeping of products stored on the premises. Construction equipment, shoring, tools, etc. shall not be stored in areas of the Owner's continued use.
- E. Move any stored products which interfere with operations of Owner or other Contractor.
- F. There is no storage for materials outside of Contractor's work area.

1.08 DEFINITIONS

- A. CONTRACT DOCUMENTS - Contract documents for this project include but are not limited to:
 1. Specifications and Drawings for "City of Madison 2013 Parking Ramp Maintenance".
 2. General Conditions, which are included in the Standard Specifications for Public Works Construction, most current year, of the City of Madison, Department of Public Works. The Standard Specifications described above are available on request from the City Engineer, City Engineering Division, Room 115, City-County Building, Madison, Wisconsin 53709.
 3. Architectural and structural drawings for the original construction. Drawings are available for review at the City Department of Transportation office, Room 100, Madison Municipal Building, Madison, Wisconsin 53701.
- B. UNSOUND CONCRETE - Concrete which contains internal and/or surface cracking or loss of density, and which in the judgment of the Engineer is detrimental to the strength and serviceability of the structure. Unsound concrete is also associated with concrete surface spalling and crumbling, infiltration of moisture and salts, corrosion of reinforcement, rust staining, increased porosity, and reduced strength.
- C. DELAMINATION - Planar cracking of concrete usually initiated by bursting stresses due to expansion of corrosion by-products of embedded reinforcing.

- D. SOUND CONCRETE - Firm, dense, homogeneous concrete which contains in the judgment of the Engineer no significant detriments to its strength or serviceability.
- E. REMOVAL - Removal of unsound and sound concrete, epoxy patches and asphalt using chipping hammers or other means.
- F. SCARIFYING - The process of making numerous cuts into a concrete surface, which results in fracturing the cement paste and aggregate, exposing a new roughened surface free of contaminants.
- G. SLAB - Flat, horizontal or ramped layers of reinforced concrete which spans and is supported by columns, beams or walls.
- H. SUPPORT BARS - Reinforce bars used to support the main reinforcing bars and not shown on the original drawings as main reinforcing bars themselves.
- I. DRAWINGS - Graphical description of the work to be performed, designated.
- J. SPECIFICATIONS - Written description of the work to be performed, designated.

1.09 UNIT PRICES

- A. Work is to be paid for on a Unit Price basis and bid on estimated quantities. The work items and basis of payment are listed in abbreviated form below. These work items are to be installed and completed as per specifications and as shown on the drawings.
- B. Costs for mobilization, shoring, traffic control, shop drawings, permits, fees, and such items as required to provide a complete and usable project shall be included in the unit prices below.

Item	Type of Work	Unit Price
1	<u>Topside slab repair at unbonded overlay</u> including removal of overlay concrete to a variable depth of 1" to 4", sandblasting of the newly exposed concrete surface, and placing "ready-mix" concrete fill (pre-packaged concrete at Contractor's option). Refer to Specification Sections 02 41 17, 03 30 00, and 03 31 45. Payment based on area of concrete placed at top surface of slab.	\$/Sq. Ft.
2	<u>Topside slab repair below one layer of reinforcing steel</u> including removal of concrete to an estimated variable depth of 3" to 6" from top of slab, sandblasting of the newly exposed concrete surface and reinforcing steel, and placing "ready-mix" concrete fill (pre-packaged concrete at Contractor's option). Refer to Specification Sections 02 41 17, 03 30 00, and 03 31 45. Payment based on area of concrete placed at top surface of slab.	\$/Sq. Ft.
3	<u>Topside slab repair below two layers of reinforcing steel</u> including removal of concrete to an estimated variable depth of 4" to 7" from top of slab, sandblasting of the newly exposed concrete surface and reinforcing steel, and placing "ready-mix" concrete fill (pre-packaged concrete at Contractor's option). Refer to Specification Sections 02 41 17, 03 30 00, and 03 31 45. Payment based on area of concrete placed at top surface of slab.	\$/Sq. Ft.
4	<u>Full depth slab replacement</u> including removal of concrete, sandblasting of the newly exposed concrete slab at the opening perimeter and reinforcing steel, and placing "ready-mix" concrete fill (pre-packaged concrete at Contractor's option). Refer to Specification Sections 02 41 17, 03 30 00, and 03 31 45. Payment based on area of concrete placed at top surface of slab.	\$/Sq. Ft.
5	<u>Concrete repair at bottom of slab and beams</u> including removal of concrete, sandblasting of the newly exposed concrete surface and reinforcing steel, and placing pre-packaged concrete fill. Refer to Specification Sections 02 41 17 and 03 31 45. Payment based on exposed	\$/Sq. Ft.

area of concrete placed.

- 6 Place pre-packaged concrete material at stair towers and parking ramp end bays. Cost is a substitute to the concrete cost in items 1, 2, 3, and 4, assumed as a 4" depth. It is intended to be used at critical areas selected by the Engineer. Note that it may also be used at Contractor's option in bid items 1, 2, 3, and 4 but will only be paid by bid item 6 as directed by the Engineer. These areas will require quick cure time for reduced down time for vehicular and foot traffic. Refer to Specification Section 03 31 45. Payment is based on area of concrete placed at the top surface. \$/Sq. Ft.
- 7 Concrete repair at vertical surfaces including removal of concrete, sandblasting of the newly exposed concrete surface and reinforcing steel, and placing pre-packaged concrete fill. Refer to Specification Sections 02 41 17 and 03 31 45. Payment based on exposed surface area of concrete placed. \$/Sq. Ft.
- 8 Install supplemental reinforcing steel including fabrication, supply, detailing, storing, and placing replacement and supplemental reinforcing steel. Refer to Specification Section 03 21 13. Payment based on nominal rebar weights per installed length. \$/Lbs
- 9 Replace sealant at horizontal and vertical surfaces including removal of existing sealant from cracks and joints, grinding crack and joint edges, installing backer rod or bond breaker tape, and installing new sealant. Joint width varies. Refer to Specification Section 07 92 00. Payment based on length of sealant installed. \$/Lin. Ft.
- 10 Rout and seal cracks including grinding crack and joint edges, installing backer rod or bond breaker tape, and installing sealant. Refer to Specification Section 07 92 00. Payment based on length of sealant installed. \$/Lin. Ft.
- 11 Replace sealant at edge of slab adjacent to precast parapet at CSN ramp. Remove existing membrane that was placed over the joint and the sealant, grind the edges of the joint (slab edge and vertical parapet surface) and place new sealant prior to membrane recoating of the parking bay. Refer to Specification Section 07 92 00. Payment based on length of sealant installed. \$/Lin. Ft.
- 12 Full system membrane placement including surface preparation of existing membrane and exposed concrete surfaces at existing and new concrete patch areas. Work shall include surface preparation, primer, base coat, wear coat, and top coat. Refer to Specification Section 07 18 00. Payment based on area of membrane installed. \$/Sq. Ft.
- 13 Membrane wear coat and top coat placement including surface preparation of existing membrane system. Work includes placement of wear coat and top coat membrane over existing areas with exposed membrane (base coat) and areas with heavily worn or weathered membrane. Refer to Specification Section 07 18 00. Payment based on area of membrane installed. \$/Sq. Ft.
- 14 Window frame and safety glass replacement at first level West Stair tower, at SSCO parking ramp. Refer to Specification Sections 08 11 13 and 08 80 00. Payment based on window units replaced. \$/Each
- 15 Fabricate and Install protective wire mesh infill panel at west end of SSCL ramp. Panel to be placed between tube steel guardrail and concrete parapet at three parking levels. Refer to Specification Section 05 50 00. Payment \$/Lin. Ft.

based on length of panel placed.

- 16 Fabricate and Install Vehicle Barrier along the North (grid 4) and South (grid 2) sides of Level 4 parking bay at the SSCL ramp. Refer to Specification Section 05 50 00. Payment based on length of rail placed. \$/Lin. Ft
- 17 Remove and Replace Grout placed below precast spandrel bearing haunches at North and South sides of top level of the SSCL parking ramp. Refer to Specification Section 03 61 13. Payment based on locations of grout replacement. \$/Loc.

1.10 MEASUREMENT OF QUANTITIES

- A. Work to be performed on a unit price basis shall be measured according to the quantities described in the above work items. Payment will be made for work actually performed, based on quantities recorded by the Contractor and approved by the Engineer. Unless stated otherwise, records described below shall consist of both plan view drawings and tables cross-referenced to the drawings with the required measured quantities. Unless otherwise stated, the Engineer will verify the accuracy of the record by visual examination of the work performed and measuring the quantities with a measuring tape, wheel, or other appropriate device.
- B. The Contractor shall notify the Owner and the Engineer at once in writing of any unit price work that deviates materially from the prescribed basis for bidding and for which an adjustment in Unit Price is desired. The Contractor shall measure and quantify all such deviations, subject to the Engineer's verification, prior to any repair work which might make verification impossible. No adjustments in Unit Prices will be considered unless supporting field measurements are provided, and subject to the Owner's prior approval. Adjustments will only be considered if all repairs of a given type have been measured and all deviations, both plus and minus have been included in the determination of the average deviation from the Unit Price basis.
- C. Removal of slab concrete
1. The Contractor shall maintain a record of the location and quantity of concrete removed, identified by unit price item. This record shall be submitted to the Engineer on a weekly basis. The quantities shall be reported in the form of $\frac{1}{4}'' = 1'-0''$ scale maps along with tables cross-referenced to the drawings.
- D. Placing replacement and supplemental reinforcing
1. The Contractor shall maintain a record of the location and quantity of reinforcement placed. This record shall show the quantity and size placed. Replacement and supplemental reinforcement records shall be associated with the concrete removal maps. This record shall be submitted to the Engineer on a weekly basis.
- E. Installation of slab crack and joint sealant
1. The Contractor shall maintain a record of the location and quantity of cracks and joints sealed. Drawings in the form of $\frac{1}{8}'' = 1'-0''$ scale maps along with tables cross-referenced to the drawings shall show length of crack and joint sealed and related work item.

1.11 PROJECT MEETINGS

- A. Pre-Bid Meeting
1. Refer to Instructions to Bidders
- B. Pre-Construction Meeting
1. Soon after award of Contract and prior to the start of construction, each Prime Contractor shall attend a pre-construction conference with representatives of the Owner and Engineer.
 2. The Contractor shall have at the meeting responsible representatives from subcontractors who are to perform the work.
 3. The Contractor shall submit the following information at the Pre-Construction Meeting:
 - a. Construction Schedule
 - b. List of Sub-Contractors

- c. Procedures for demolition
 - d. Procedures for dust control
 - e. Procedures for noise control
4. The Construction Schedule submitted by the Contractor shall describe in detail when each portion of the work is to be accomplished and subcontractors shall participate in the discussion. The Engineer will serve to interpret the Contract Documents should such questions arise. A representative of the Owner may also be present to discuss work to be completed by others in conjunction with this project and the Owner' partial occupancy and use of the garage during construction.
 5. Any other questions that the Contractor or subcontractors have about the work or its scheduling shall be raised at this meeting.
 6. Requirements for contract administration and construction operations will be defined for participants.
 7. Prepare in reproducible form approved by the Engineer and include:
 - a. Breakdown of work activities in categories approved by Engineer, segmented as necessary to allow close monitoring of progress of the work during construction.
 - b. Order of work necessary to meet Time for Completion.
 - c. Breakdown of the work of all Subcontractors scheduled in cooperation with the Contractor's work.
 - d. Signatures of all Contractors.
 - e. Space for the additional display of actual performance on the schedule.
 8. After necessary revisions and approval by the Engineer, provide two prints of project construction schedule to the Engineer.
 9. Time, date and place of the meeting will be determined by the Engineer.
- C. Progress Meetings
1. Biweekly project meetings will be held at the project site by the Engineer's representative and Owner's representative for the purpose of coordinating and expediting the Work progress.
 2. Attendance at project meetings by all Prime Contractors, or their authorized representative, is mandatory.
 3. Date and time of the meetings will be determined at the pre-construction meeting.
 4. Contractors shall give verbal reports of progress on the project, discuss the work schedule for the coming period and present all conflicts, discrepancies or other difficulties for resolution.
 5. Upon request of the Engineer, update the schedule to reflect changes required by actual conditions and indicate actual work completed. Provide the Engineer with same number of copies as required for original submission.
 6. Show changes occurring since previous submission of schedule such as:
 - a. Major changes in scope.
 - b. Activities modified since previous submission.
 - c. Revised projections of progress and completion.
 - d. Other identifiable changes.
 7. Provide a narrative report as needed to define:
 - a. Problem areas, anticipated delays, and the impact on the schedule.
 - b. Corrective action recommended, and its effect.
 - c. The effect of changes in schedules of other Prime Contractors.
 8. Where work is not performed according to the Construction Schedule, a short narrative should be written describing the cause of delay and intended action to remedy the delay.
 9. When the work performed is not meeting the construction schedule, the Engineer may request that the contractor increase the labor and equipment being furnished in order to meet the schedule. Should the contractor choose not to follow the engineer's request he

shall provide a written submittal explaining how the schedule is to be met without an increase in labor and equipment.

1.12 JOB SITE ADMINISTRATION

- A. The Contractor shall have at the site of the work at all times, while work is in progress, a superintendent or foreman having authority both to receive orders from the Engineer and to act for the Contractor.
- B. The Engineer will have a representative visit the site during the progress of the work.
- C. The Engineer's inspections and project coordination shall take place between regular business hours of 7 a.m. to 5 p.m. The Contractor will take all necessary steps to allow the Engineer to carry out the Engineer's duties without interference by noise, dust, or other construction activities.

1.13 SUBMITTALS

- A. General
 - 1. Refer to General Conditions for basic requirements for all submittals.
 - 2. Refer to technical specifications for all submittals required.
- B. Submittal Requirements
 - 1. Project information shall be first sent to the Engineer.
 - 2. Schedule submittals at least 14 days before the time that reviewed and approved submittals will be needed.
 - 3. Accompany submittals with transmittal letter containing the date, project title and number, Contractor's name and address, the quantity of items submitted, notifications of any deviations from Contract Documents, the Section of Work and other pertinent data.
- C. Schedules
 - 1. Refer to Project Meetings
- D. Subcontractor and Materials List
 - 1. The Subcontractor and major suppliers list shall be submitted on or before the first pre-construction meeting.
 - 2. The Engineer will promptly review list and indicate in writing approval or disapproval of subcontractors and/or materials. Resubmit revised list, upon disapproval of any item, until such time as approval of all items has been obtained from the Engineer.
 - 3. Use of unspecified or unapproved materials and equipment will not be permitted.
- E. Schedule of Values
 - 1. Before the first Application for Payment, the Contractor shall submit to the Engineer a schedule of values of the various portions of the Work, including quantities if required by the Engineer, aggregating the total Contract Sum, divided so as to facilitate payments to Subcontractors.
 - 2. Prepare a schedule of values in such form and supported by such substantiating data as the Engineer may require. Each item in the schedule of values shall include its proper share of overhead and profit. This schedule, when approved by the Engineer, shall be used only as a basis for the Contractor's Applications for Payment.
- F. Material Safety Data Sheets
 - 1. Contractor shall submit Material Safety Data Sheets for all products (sealants, concrete, etc.) they intend to use on the project.
- G. Test Reports and Data
 - 1. Submit test reports and data where required by technical specifications.
- H. Application for Payment
 - 1. For each progress payment (no more frequent than once a month) the Contractor shall submit to the Engineer an itemized Application for Payment supported by the following data: record scale maps with cross-referenced tables of removal and replacement areas

approved by the Engineer. Work not complete at the time of the itemized Application for Payment submittal will not be included in that payment.

- I. Record Drawings
 - 1. The Contractor shall provide and maintain in proper order, in good, clean condition, in field office at the project site, one complete set of prints of all drawings.
 - 2. At time of final acceptance and prior to final payment present these corrected prints to the Owner through the Engineer. Note all data and changes on these record drawings in sufficient detail, clarify and provide information necessary for preparation of "as-built" drawings.
- J. Guarantees, Warranties, and Certificates
 - 1. Submit all guarantees, warranties and certificates to the Engineer prior to final payment.

1.14 TEMPORARY UTILITIES

- A. The Contractor shall arrange for, obtain and pay for all temporary utilities necessary to complete the work except as stated otherwise in these specifications.
- B. WATER: The Owner, during non-freezing conditions, will provide needed water for the Contractor's use. This shall consist of the existing water supply in the ramp. Water requirements beyond what is supplied in the garage shall be the responsibility of the Contractor and paid for by the Contractor. Water shall be used prudently. Connections are the responsibility of the Contractor.
 - 1. The Contractor shall not permit water to run uncontrolled off of their work or be carried airborne off the site or onto vehicles and persons occupying part of the site. To prevent this, suitable enclosures shall be provided.
 - 2. The Contractor shall meet the DNR waste water regulations for construction site runoff requirements.
- C. ELECTRICAL AND LIGHTING: The Contractor shall provide all temporary electric power and connections necessary for the Contractor's work. The Contractor can use the existing 110/220 volt service in the ramp. The Owner will provide the existing lighting. Supplementary lighting, if necessary, shall be provided by the Contractor.
- D. DRAINS, SUMPS AND SEWERS: The Contractor shall not permit debris, or other deleterious contaminants to be washed down drains within the garage and be discharged into the City sewer system. The Contractor shall meet the DNR waste water regulations of 40 milligrams of solids per liter measured at the discharge from the sump pit. The Contractor shall provide filters, settling tanks or other methods necessary to meet these requirements.
- E. TELEPHONE: The Contractor shall provide temporary telephone service to the job site. This service shall consist of at least a cellular phone for the Contractor's purpose.
- F. TOILETS: The Contractor shall provide and maintain suitable, weather tight, sanitary toilet facilities for all workers during construction period. When toilet facilities are no longer required, promptly remove from site, disinfect and clean or treat the area as required.
 - 1. The Contractor shall keep all toilet facilities clean and supplied with toilet tissue at all times. Maintain facilities in accordance with requirements of applicable building codes.
- G. PROJECT SIGN: No individual advertising signs, plaques or credits, temporary or permanent, will be permitted on the building or premises, except the name of each contractor on their office or material shed.
- H. EXPLOSIVES: Use of explosives, for any purpose, is prohibited.
- I. FIRST AID: The Contractor shall provide temporary first-aid facilities on the site.
- J. FIRE PROTECTION: The Contractor shall provide temporary fire protection as required by federal, state, and local laws and ordinances.

1.15 TRAFFIC/DUST/DEBRIS

- A. The Contractor shall provide personnel, signs, barricades, lights and warning devices to control the orderly flow of traffic, both inside and outside of the garage where needed, and prevent

- pedestrians and cars from entering areas of the Contractor's operations. The traffic devices shall meet the requirements of the U.S. Department of Transportation Manual on Uniform Traffic Control Devices.
- B. The Owner will continue to use the building during the renovation. The Contractor must schedule and arrange the work so as to maintain access to undisturbed parking areas. Short interruptions in traffic flow may be permitted but must be scheduled and written approval given by the Engineer seven (7) days prior to the planned interruption. During these interruptions, the Contractor shall provide personnel and signage to direct traffic within the structure.
 - C. Traffic control signs may be necessary several bays removed from the actual work area to maintain an orderly flow of traffic. The Owner shall make the final determination as to the required limit of traffic control.
 - D. The Contractor shall move these signs, barricades, lights and warning devices as necessary as the location of the work within the garage changes and previously worked-in areas are occupied by the Owner.
 - E. Contractor will provide appropriate signage warning the public of the construction area and directing them to exits. They shall provide and maintain necessary walkway with appropriate protective railings and enclosures required to prevent bodily injury to the public and maintain normal public usage during course of construction.
 - F. The General Contractor shall provide temporary barriers around areas of overhead removal to prevent damage or injury from flying debris associated with this work. Barriers shall consist of plywood screen walls or reinforced polyethylene extending from the top of floor to the underside of the floor above and supported by steel post shores or Ellis post shores.
 - G. Where possible, hoses, electrical cords, etc. shall be located overhead. Whenever such items are located in traffic paths, plywood coverings with adequate signs shall be provided.
 - H. General Contractor shall provide and maintain necessary safe passage through the areas being restored to prevent bodily injury to the public and to maintain normal public usage during course of construction. Engineer's approval required for all proposed temporary exit ways or walkways.
 - I. The Contractor shall erect temporary enclosures around the area of work, including areas adjacent to stairwells, driving lanes, parapets, walkways, etc. The Contractor shall provide adequate protection to prevent damage or injury from flying debris associated with this work. Barriers shall consist of plywood screen walls or reinforced polyethylene extending from the top of floor to the underside of the floor above and supported by steel post shores or Ellis post shores.
 - J. Dust protection is required around work area and shall be fastened tight to the floor and ceiling above. Flexible duct work or similar shall be used in addition to fans to vent work areas to the outside. Exhaust air shall be filtered, and filters maintained to prevent escaping dust.
 - K. The Contractor shall be responsible for maintaining any means of egress required by governing codes, for the continued use of the parking facility. Enclosures which limit the means of egress from the structure shall have provisions for emergency egress through the partitions.
 - L. Dust filters shall be erected to limit dust being carried from the site. Contractor shall use crack router with vacuum attachment to eliminate dust from this process. Water shall be used during concrete removal, sawing, etc. to hold down dust.
 - M. Removal areas need to be covered during times contractor is not present to prevent pedestrians from entering Contractor's area of work. Removal areas shall be covered with steel plates.
 - N. The Contractor shall maintain access to undisturbed parking areas throughout the concrete restoration and membrane placement.
 - O. All Contractors shall comply with applicable OSHA regulations.
 - P. All plastic sheeting shall be new or like new with no holes or rips that will allow the escape of dust. Plastic sheeting shall be replaced when it becomes torn.
 - Q. All plastic sheeting shall conform to NFPA 701

1.16 SPECIAL CONTROLS

- A. **NOISE CONTROL:** Contractor shall confine hours of work from 7:00am to 7:00pm Monday through Friday except holidays. Noise levels shall be held to a minimum at all times considering the nature of the work and are subject to City ordinance.
1. Contractor shall erect noise control around work areas for primary goal of minimizing construction work noise affecting the parking attendant's booth. Noise control shall consist of insulating blankets, batt insulation, or other similar means. Noise control shall be erected along edge of work area directly in line with attendant booths and shall return along the work area a distance sufficient in controlling the construction noise.
 2. The Contractor shall erect sound barriers around all equipment including air compressors that will sit outside the ramp.
- B. **SPECIAL RESPONSIBILITIES:** The Contractor shall be responsible for damages to vehicles in or near the garage, resulting from their operations. The Contractor shall settle claims within 30 days of receipt of claim.
- C. **POLLUTION CONTROL:** All internal combustion engines used in the Contractor's work and operating in a fixed location while running shall have their exhaust piped to the outside of the building and directed away from this building or any adjacent structures so as to prevent accumulation of fumes or carbon stains on the surfaces of the structure.
1. Compressors may be located on the roof level of the ramp. Care shall be taken to prevent the exhaust from entering the attendant booth air intake ducts.
 2. Place plywood or other suitable material below compressors to protect the substrate from grease, oil, and other debris.

1.17 PARKING

- A. Parking of vehicles and equipment required for construction purposes shall be in the Contractor's designated work areas. No parking will be provided for employees of any Contractor on site. Any vehicle in the parking ramp not parked within the construction area, which are required for this project, will be charged for parking.
- B. All Contractors and their employees shall cooperate with the General Contractor and others in the parking of vehicles to avoid interference with normal construction activities.
- C. Do not obstruct existing service drives and parking areas outside the Contractor's work area with equipment, materials and/or vehicles. Keep accessible for Owner's use at all times.

1.18 SECURITY

- A. The Contractor shall provide for the security of materials and equipment stored at the site. Material and equipment shall not be stored in areas which the Owner continues to use. The Contractor may store equipment and materials in areas in which the Contractor is working; otherwise they shall be removed from the site.

1.19 CLEANING

- A. **General**
1. Each Contractor shall keep premises free of accumulation of surplus materials and debris resulting from their operations and the operations of Subcontractors.
 - a. Do not throw debris from ramp.
 - b. Remove all debris from premises.
 - c. No burning of debris on premises allowed.
 - d. Do not use Owner's dump containers.
 2. At a minimum, remove debris dumpster weekly and additionally as required by the Engineer. Keep interior of ramp free at all times of unattended combustible debris.
 3. Drive lanes, adjacent to work area, shall be cleaned daily to eliminate airborne dust.
 4. Remove all tools, equipment, scaffolding and temporary facilities immediately when no longer required for execution of the work.

5. The Contractor shall "broom clean" all floors within and adjacent to work areas as construction progresses to eliminate dirt and trash accumulation and maintain proper project cleanliness. Stair towers and areas of pedestrian traffic flow shall be "broom-clean" daily. Unless work area is secured against entry by pedestrians, all rubble shall be removed from ramp surface and all open holes shall be covered with steel plates.
- B. Safety Requirements
1. Store volatile wastes in covered metal containers and remove from premises daily.
 2. Prevent accumulation of wastes which create hazardous conditions.
 3. Provide adequate ventilation during use of volatile or noxious substances.
 4. Conduct cleaning and disposal operations to comply with local ordinances and anti-pollution laws.
 5. Do not burn or bury waste materials on the project site.
 6. Do not dispose of volatile wastes such as mineral spirits, oil or paint thinner in storm and sanitary drains.
- C. Materials
1. Use only cleaning materials recommended by manufacturer of surface to be cleaned.
 2. Use cleaning materials only on surfaces recommended by cleaning material manufacturer.
- D. Submittals
1. Submit plan for disposal of waste.
- E. Cleaning During Construction
1. Execute cleaning to ensure that building, grounds and public properties are maintained free from accumulation of waste materials.
 2. Wet down dry materials to lay dust and prevent blowing dust.
 3. At daily intervals during progress of work, clean site and public properties, and dispose of waste materials. Prior to any removal, the Contractor shall submit their plan for confining, collecting, and disposal of waste material as a result of the Contractor's removal operations.
 4. Provide on-site dump container for collection of waste materials. Contractor shall coordinate with Owner for location of dumpster.
 5. Remove waste materials in a controlled manner with as few handlings as possible. Do not drop or throw materials from heights.
 6. Schedule cleaning operations so that dust and other contaminants resulting from the cleaning process will not fall on wet, newly painted surfaces or adjacent parked cars.
- F. Final Cleaning
1. Immediately prior to final inspection, the Contractor shall clean all surfaces to condition acceptable for immediate occupancy by the Owner and remove all foreign matter from all finished items.
 2. The Contractor shall leave all work clean in all respects, ready for use and occupancy by the Owner without additional work.
 3. Employ experienced workers, or professional cleaners, for final cleaning.
 4. In preparation of substantial completion or occupancy, conduct final inspection of sight exposed interior and exterior surfaces, and of concealed spaces.
 5. Repair, patch, and touch up marred surfaces to specified finish, to match adjacent surfaces.
 6. Water blast and broom clean to remove dust and debris from paved surfaces, walls, ceilings and stairs. Hand wash with rags, sponges or equivalent, all railings, pipes, windows, door frames, light fixtures, etc. and rinse, from within work areas and other areas affected by construction. If dust protection is not erected and maintained to prevent dust and debris from being tracked through the structure, the Contractor will be required to perform final cleaning procedures throughout the structure from the top level to the basement.
 7. Remove debris from drains and sumps and check that drains are again operable.

1.20 PROJECT CLOSEOUT

A. Completion

1. All work shall be complete when written notice requesting final inspection is submitted to the Engineer.
- B. Guarantees, Bonds, and Affidavits
 1. Required prior to final payment is made. Submit all required written documents including guarantees, bonds, and affidavits.
 2. Guarantees shall extend the full period of the required guarantee period after:
 - a. Replacement of work found defective during guarantee period at any time after Completion.
 - b. Repair of inoperative items or adjustments to proper working condition of items not operating properly at time of inspection at Completion.
 - c. Completion of work not completed at time of Completion.
 3. Items of equipment or material bearing a guarantee of the manufacturer or supplier longer than that described in the City of Madison Standard Specifications for Public Works Construction – most current year, shall not serve to release the manufacturer or supplier from their obligation to repair or replace such items within the limits of their guarantee after expiration of guarantees required by these specifications.

- 1.21 RECORD DRAWINGS**
- A. Required prior to final payment is made.

SECTION 02 41 17

REMOVAL OF EXISTING CONCRETE AND SURFACE PREPARATION

PART 1 - GENERAL

1.01 RELATED WORK

- A. Applicable provisions of Division 01 shall govern work of this section.
- B. Related work specified elsewhere:
 1. Section 03 11 15 - Shoring
 2. Section 03 21 13 - Reinforcing Steel
 3. Section 03 30 00 - Cast-in-Place Concrete
 4. Section 03 31 45 – Repair of Structural Concrete
 - 5.

1.02 SUMMARY

- A. Include materials, labor, services and incidentals necessary for completion of this Section of Work.
- B. Include the removal of unsound concrete, examination of exposed reinforcing, sandblasting of acceptable reinforcing, replacement of unacceptable reinforcing with new, and cleaning of the newly exposed underlying sound concrete prior to casting new fill concrete.
- C. The removal work shall be carried out in a manner so as to create a minimum disturbance with the continued use of the parking structure.
- D. Warning: Concrete slabs at Capitol Square North are reinforced with post-tensioned (P/T) tendons. Contractor shall locate P/T tendons prior to removal of concrete. Contractor shall exercise extreme caution when chipping so as not to damage nor displace P/T tendons or anchorages. Any damage shall be repaired at Contractor's expense.

PART 2 - PRODUCTS

2.01 EQUIPMENT

- A. CHIPPING HAMMERS: Use chipping hammers with a total weight not to exceed:
1. At Government East and State Street Capitol (except levels 4-6) parking slabs:
 - a. 60 pounds and equipped with flat chisel-type points with a cutting edge not less than $\frac{3}{4}$ " or greater than $2\frac{1}{2}$ " in width may be used for initial removal to the level of the top layer of reinforcing steel
 - b. 30 pounds to remove concrete to the elevation of the second, lower elevation of reinforcing provided the removal is one layer of reinforcing.
 - c. Chipping hammers with a total weight not to exceed 15 pounds must be used once the reinforcing is exposed.
 - d. If, in the opinion of the Engineer, it appears that the 30 pound hammer is having detrimental effects on the existing concrete slab and encase reinforcing steel, its use shall be discontinued and nothing heavier than a 15 pound hammer will be allowed.
 - e. Use chipping hammers of nominal 15 pound class or less for removal of concrete from beneath reinforcing.
 2. At State Street Campus Lake and Capitol Square North:
 - a. 15 pounds and equipped with flat chisel-type points with a cutting edge not less than $\frac{3}{4}$ " or greater than $2\frac{1}{2}$ " in width.
- B. SANDBLASTING EQUIPMENT: Sandblasting equipment shall be capable of removing rust from the exposed reinforcement and laitance from newly exposed concrete surfaces.
- C. COMPRESSED AIR EQUIPMENT: Compressed air equipment shall be capable of removal of dust and dirt from concrete repair areas.

PART 3 - EXECUTION

3.01 CONCRETE REMOVAL

- A. Prior to removal, the Contractor shall submit the Contractor's plan for confining dust, collecting and disposal of broken concrete, steel reinforcement and other waste material as a result of the Contractor's removal operations. This plan shall be submitted to the Engineer and the Owner prior to start of construction. Dumpster location shall be coordinated with the Engineer and the Owner. Stockpiling of removal debris within parking garage is not allowed.
- B. Shore the structure as required. Shoring design, supply, and installation is the responsibility of the Contractor.
- C. Contractor responsible for removing and reinstalling or protection in place of mechanical, electrical, and plumbing utilities including electrical lighting and conduits as required for repair work.
- D. Install plywood protection on the topside of slab for overhead concrete removal above.
- E. Delaminated areas which require removal of unsound concrete will be identified and marked by the Engineer. The unsound concrete shall be removed by chipping to sound concrete. The marking by the Engineer in the field does not guarantee that unsound concrete is not present in areas beyond those marked. Additional concrete removal may be required after the Contractor's initial removal. The Engineer will review the removal areas prior to concrete replacement.
- F. Where possible, the areas removed shall be rectangular in shape in plan view. Do not feather edges, but chip edges square or slightly undercut.
- G. Following the initial removal of concrete and visual location of P/T tendons (at CSN) in area of patch, perimeter of removal area shall be saw cut to square the area of removal prior to placing new concrete.
- H. During the chipping process in deteriorated concrete areas, care shall be exercised to avoid cracking of the underlying sound concrete.

- I. During removal of unsound concrete, if more than half of the reinforcing bar diameter is exposed or if the bar is not firmly bonded to the surrounding concrete, or if the bar is corroded, then the remaining concrete around the bar shall be removed. The clearance between the bar and the concrete shall be a minimum of 3/4". Support bars for the main reinforcing steel shall not be exposed provided there is no corrosion on these bars.
- J. The newly exposed sound concrete shall be cleaned by blowing away loose material with a deep sandblast and followed by cleaning with a compressed air jet.
- K. The Engineer shall be allowed 24 hours for the inspection of properly prepared concrete surfaces and reinforcement, before the scheduled concrete placement.

3.02 REINFORCEMENT CLEANING AND REPLACEMENT

- A. Exposed reinforcing shall be thoroughly cleaned by sandblasting to remove rust and unsound concrete.
- B. Bars that are damaged or that have lost more than 10 percent of their original area at any point along the length shall be considered unacceptable and shall be removed and replaced with an equivalent new bar of equal length at the Engineer's direction. No. 8 bars and smaller that have lost between 5 percent and 10 percent of their original area at any point can be blast-cleaned and reused as long as a new full-length #4 bar is used as supplemental steel next to the old cleaned bar at the Engineer's direction.
- C. Exposed or supplemental reinforcing bars shall be no closer than 3/4" measured radially from existing concrete. The elevation of exposed or supplemental reinforcing shall be maintained at the original height.
- D. Where portions of reinforcing bars are exposed, the Engineer will determine if the embedded portion of the bar is soundly bonded to the remaining concrete. If, in the Engineer's judgment, the bar is not soundly bonded, the Contractor shall remove concrete around and under the bar for a length as determined by the Engineer.
- E. Install additional reinforcing bars as detailed.
- F. Drill and epoxy in dowels as detailed.
- G. Cleaned reinforcing shall be coated with rebar primer prior to casting new concrete.

3.03 CLEAN UP

- A. Contractor shall remove loose concrete from the site and leave the area broom clean.
- B. Debris shall not be flushed down the existing floor drains.

SECTION 03 11 15 SHORING

PART 1 - GENERAL

1.01 RELATED WORK

- A. Applicable provisions of Division 01 shall govern Work of this Section.

1.02 SUMMARY

- A. Include materials, labor, services and incidentals necessary for completion of this Section of Work.
- B. Include materials related to shoring as described below.
- C. Shoring shall be designed by Contractor to temporarily support members whose support is to be removed by partial demolition and concrete removal.
- D.

1.03 SUBMITTALS

- A. The Contractor shall submit to Engineer, a record of reference elevations of shored members at various stages as described below.

1.04 QUALITY ASSURANCE

- A. Contractor shall obtain reference elevations of members supported by shoring prior to concrete removal, during concrete removal, after concrete removal, during and after concrete replacement, and after shoring removal.
- B. When reference elevations indicate unanticipated movements, shoring shall be adjusted to minimize adverse effects of that movement.

PART 2 - PRODUCTS

2.01 VERTICAL LOAD SHORES

- A. Shores supporting vertical loads shall be adjustable through positive means, such as by adjustable screw jacks, in order to compensate for elastic shortening of shores during loading and other effects. Ellis Shore clamps shall not be used.
- B. Shores shall be effectively cross-braced to prevent buckling failure of individual members and overall shoring stability failure.
- C. Shores shall be provided to carry full weight of floor system for entire bay in which work is being performed. Shores shall be in place prior to removal of unsound slab concrete and shall be supported on 1 structural level or to grade.

PART 3 - EXECUTION

3.01 INSTALLATION

- A. Shores shall be installed snug, plumb and square.
- B. Shores shall be adjusted as required during progress of work as indicated by movements measured during relative elevation surveys of shored members.

3.02 REMOVAL

- A. Shores shall only be removed when compressive strength results of replacement concrete reaches 75 percent of its specified 28-day strength. If Contractor chooses to have supplemental strength tests, it shall be the responsibility of the Contractor to make and pay for costs of these tests. Supplemental cylinders shall be stored on the structure in vicinity of the area they represent and shall be cured in the same manner as that portion of the structure.
- B. Shores that have been removed shall not be stored in such a manner that they interfere with Owner's continued use of the structure. If shoring is not to be used within the structure it shall be removed from the structure or stored in the area in which Contractor is working.

SECTION 03 12 00

CONCRETE FORMWORK

PART 1 - GENERAL

1.01 RELATED WORK

- A. Applicable provisions of Division 01 shall govern all work of this Section.

1.02 WORK INCLUDED

- A. Include materials, labor, services and incidentals necessary for completion of this Section of Work.
- B. Include formwork for cast-in-place concrete as required by Concrete Contractor.
- C. Notify trades in ample time for each to install own work required in conjunction with formwork.
- D. Inserts, sleeves and other miscellaneous embedded items required by mechanical, electrical or plumbing trades shall be supplied and installed by those respective trades.
- E. Provide and install inserts, sleeves and other miscellaneous embedded items other than those required by mechanical, electrical or plumbing trades.
- F. Supply, install and maintain shoring and re-shoring related to concrete formwork.

1.03 QUALITY ASSURANCE

- A. Industry Standards, Specifications and Codes:
 - 1. General:
 - a. Comply with provisions of the following codes and standards except as modified herein.
 - b. Referenced codes and standards including revisions and commentaries shall be the most currently adopted as of the date of these Contract Documents.
 - 2. American Concrete Institute (ACI)
 - a. ACI 301 Specifications for Structural Concrete for Buildings
 - b. ACI 318 Building Code Requirements for Structural Concrete
 - c. ACI 347 Guide to Formwork for Concrete
 - 3. National Forest Products Association (NFPA)
 - a. NDS National Design Specification for Wood Construction including Design Values for Wood Construction
 - 4. The Engineered Wood Association (APA)
 - a. Plywood Design Specification

1.04 DESIGN CRITERIA

- A. Design forms, shores and bracing. Include factors pertaining to safety of formwork structure such as live load, dead load, weight of equipment on formwork, concrete mix, height of concrete drop, vibration reactions and similar factors.
- B. Design formwork to be readily removable without impact, shock or damage to cast-in-place concrete surfaces and adjacent materials.

1.05 ALLOWABLE TOLERANCES

- A. Flatwork true to plane: 1/4 inch in 10 feet
- B. Vertical surfaces true to plane: 1/4 inch floor to floor
- C. Formwork displacement: Maximum 1/4 inch
- D. Deviation of building dimensions indicated on drawings and position of columns, walls and partitions: 1/4 inch
- E. Deviation in cross sectional dimensions of columns, piers or beams or in thickness of slabs and walls: plus/minus 1/4 inch

PART 2 - PRODUCTS

2.01 FORM MATERIALS

- A. General: Plywood, metal-framed plywood-faced or other acceptable panel type materials to provide continuous, straight, smooth, exposed surfaces. Furnish in largest practical sizes to minimize number of joints. Provide form material with sufficient thickness to withstand pressure of newly placed concrete without bow or deflection.
- B. Formed Surfaces Exposed To View: New plywood complying with U.S. Standard PS-1 Plyform Class I, B-B Concrete Form Plywood, B-Matte MDO Plywood by Simpson, 5/8 inch or 3/4 inch thick without defects, mill oiled and edge sealed or wood forms lined with 3/16 inch tempered pressed wood or 1/4 inch thick plywood B-B conforming to EXT-DFPA as large a size as possible to minimize joints.
- C. Formed Surfaces Concealed From View: Clean straight lumber dressed on face and edges, nominal 1 inch thickness or plywood 5/8 inch or 3/4 inch thick conforming to EXT-DFPA or metal forms smooth and as large a size as possible.
- D. Reveals and Chamfers: Wood or purpose-made plastic or high density plastic foam to achieve sharp, true lines.

2.02 FORMWORK ACCESSORIES

- A. Nails, Spikes, Lag Bolts, Through Bolts, Anchorages: Sizes as required of sufficient strength and character to maintain formwork in place while placing concrete.
- B. Form Ties:
 - 1. For Unexposed Concrete: Adjustable length removable or snap-off type which will leave holes no larger than 1 inch in diameter in face of concrete and when forms are removed no metal will be within 1 inch of finished concrete surface.
 - 2. For Exposed Concrete: Ties shall be snap-off type (break point 1 inch or more from surface) with plastic cones added to form a 1-1/4 inch diameter, 1-1/2 inch deep recess around tie, which shall be grouted flush to match adjacent concrete surface.
 - 3. No wire ties or site fabricated ties permitted.

2.03 FORM COATINGS

- A. Form coatings for exposed concrete shall consist of an approved non-staining form oil, lacquer or plastic. Plywood approved for reuse shall be recoated as directed by Engineer. When oil is used, excess shall be wiped off with rags. When lacquer is used, a light coating of form oil over lacquer will be permitted provided excess is wiped off. When factory-applied plastic coatings are used, follow manufacturer's instructions. Contact surface of forms shall be free of foreign matter, including dust. Form oil shall be applied to forms before reinforcing is erected. Form oil shall be of type which will not affect bonding of specified exterior finish.

2.04 CONSTRUCTION JOINT MATERIALS

- A. Solid Wood Lumber: Spruce-Pine-Fur (SPF) #2 or equivalent.

PART 3 - EXECUTION

3.01 PREPARATION

- A. Verify lines, levels and centers before proceeding with formwork. Ensure dimensions agree with Drawings.

3.02 COORDINATION

- A. Coordinate work of other sections and cooperate with trades involved in forming and setting openings, slots, recesses, chases, sleeves, bolts, anchors and other inserts. Do not perform work unless specifically indicated on Drawings or reviewed prior to installation.

3.03 FORMWORK ERECTION

- A. Erect, support, brace and maintain formwork to support vertical and lateral loads that might be applied until such loads can be supported by concrete structure. Construct formwork so concrete members and structures are of correct size, shape, alignment, elevation and position.
- B. Construct forms to sizes, shapes, lines and dimensions shown on Drawings and to obtain accurate alignment, location and grades. Level and plumb work. Provide for openings, offsets, sinkages, keyways, recesses, moldings, rustications, reglets, chamfers, blocking, screeds, bulkheads, anchorages and inserts, and other features required in work. Use selected materials to obtain required finishes. Solidly butt joints and provide back-up at joints to prevent leakage of cement paste.
- C. Fabricate forms for easy removal without hammering or prying against concrete surfaces. Provide crust plates or wrecking plates where stripping may damage concrete surfaces. Provide top forms for inclined surfaces where slope is too steep to place concrete with bottom forms only. Kerf wood inserts for forming keyways, reglets, recesses and like to prevent swelling and for easy removal.

- D. Provide temporary openings where interior area of formwork is inaccessible for cleanout, for inspection before concrete placement and for placement of concrete. Securely brace temporary openings and set tightly to forms to prevent loss of concrete mortar. Locate temporary openings on forms at inconspicuous locations.
- E. At all exposed corners of concrete walls, beams, columns, slab edges and miscellaneous items not specified or indicated, provide 3/4 inch, 45 degree chamfer.
- F. Install ties so portion remaining within concrete after removal is at least 1 inch inside concrete. Remove so surrounding concrete is not disfigured and cleanout hole remains to be patched.
- G. Coat contact surfaces of forms with form-coating compound before reinforcement is placed.
- H. Thin form coating compounds only with thinning agent of type and in amount and under conditions of form coating compound manufacturer's directions. Do not allow excess form coating material to accumulate in forms or to come into contact with concrete surfaces against which fresh concrete will be placed. Apply in compliance with manufacturer's instructions.

3.04 INSERTS, EMBEDDED PARTS AND OPENINGS

- A. Plumbing, Heating and Electrical Items:
 1. Premanufactured items including inserts, sleeves and other embedded items required by mechanical, electrical and plumbing trades shall be supplied, accurately located, and installed by respective trades.
 2. Site fabricated box outs for chases, sleeves and other miscellaneous openings for mechanical, electrical and plumbing trades shall be supplied and installed by Formwork Contractor.
 3. Location of mechanical, electrical and plumbing inserts, embedded parts, openings and recesses shall be coordinated with respective trades by General Contractor.
- B. Other Items:
 1. Other inserts, embedded parts, box outs for openings, chases, reveals and recesses except those specifically mentioned above by mechanical, electrical or plumbing trades, shall be installed by Formwork Contractor. Special inserts, embedded parts or other special requirements needed by specific trades shall be supplied by that respective trade to Formwork Contractor for installation. General Contractor shall have overall responsibility for coordinating location of inserts, embedded parts, openings and recesses.
 2. Install concrete accessories in accordance with manufacturer's recommendations; straight, level and plumb. Ensure items are not disturbed during concrete placement.
 3. Set and build into Work, anchorage devices and other embedded items required for other work attached to or supported by cast-in-place concrete. Use setting drawings, diagrams, instructions and directions provided by suppliers of items to be attached.

3.05 JOINTS AND EDGE FORMS

- A. Locate construction joints as shown on Drawings or as approved by Engineer. Form with keyway. Place perpendicular to main reinforcement. Continue reinforcement through joint, except slabs-on-grade, and locate joint so as not to affect structural integrity or appearance of structure. Includes joint between wall and footing.
- B. Set edge forms or bulkheads and intermediate screed strips for slabs to obtain required elevations and contours in finished slab surface. Provide and secure units of sufficient strength to support types of screeds required. Align concrete surface to elevation of screed strips by use of strike-off templates or accepted compacting type screeds.

3.06 CLEANING

- A. Clean forms as erection proceeds to remove foreign matter. Remove cuttings, shavings and debris from within forms. Flush with water or use compressed air to remove remaining foreign matter. Ensure water and debris drain to exterior through clean-out ports. Retighten forms after concrete placement if required to eliminate mortar leaks.

3.07 FIELD QUALITY CONTROL

- A. Inspect and check completed formwork, shoring and bracing to ensure work is in accordance with formwork design and supports, fastenings, wedges, ties and parts are secured.
- B. Clean and repair surfaces of forms to be reused in Work. Split, frayed, delaminated or otherwise damaged form facing material will not be acceptable. Apply new form coating compound material to concrete contact form surfaces as specified for new formwork.
- C. When forms are extended for successive concrete placement, thoroughly clean surfaces, remove fins and laitance, and tighten forms to close joints. Align and secure joints to avoid offsets. Do not use "patched" forms for exposed concrete surfaces. Do not use metal cover plates for repairing defects in forms for exposed concrete work.
- D. Inform Engineer when formwork is complete and has been cleaned to allow for inspection. Obtain review prior to placing concrete.
- E. For exposed to view concrete surfaces do not reuse plywood formwork.
- F. Allow Engineer to inspect each section of plywood type formwork prior to reuse.

3.08 FORMWORK REMOVAL

- A. Notify Engineer and Owner's field representative prior to removing formwork, centering, shoring and reshoring.
- B. Remove forms in a manner to insure safety of structure at all times. Where entire structure is supported on shores; beam and girder sides, columns and similar vertical forms may be removed after 48 hours, providing concrete is sufficiently hard not to be injured thereby. In no case shall supporting forms or shoring be removed until members have acquired sufficient strength to support their weight and load safely. Coordinate removal with work of other trades.
- C. Remove forms according to ACI-347. However, the following schedule shall govern the minimum waiting period after placing concrete before bottom forms and shores of similar falsework supporting flexural members such as girders, beams, joists, slabs, etc. may be disturbed or stripped:

<u>Structural Members</u>	<u>Waiting Period</u>
Columns, walls and beam sides	2 days
Spans less than 12 foot - slabs and beam bottoms	7 days
Spans between 12 foot and 30 foot - slabs and beam bottoms	14 days
Spans greater than 30 foot - slabs and beam bottoms	28 days
- D. The above schedule applies to daily curing temperatures above 50 degrees. For lower daily curing temperatures, increase waiting period. In addition to above requirements, do not remove forms until concrete has attained 80 percent of minimum design strength.
- E. Re-shore removed area before removing additional adjacent formwork.
- F. Retain re-shores in place for a minimum of 14 days and concrete has attained 100 percent of minimum design strength. Retain re-shores in place until concrete construction above has attained sufficient strength to not require shoring below.

**SECTION 03 21 13
REINFORCING STEEL**

PART 1 - GENERAL

1.01 RELATED WORK

- A. Applicable provisions of Division 01 shall govern all work of this Section.

1.02 WORK INCLUDED

- A. Include materials, labor, services and incidentals necessary for completion of this Section of Work.

- B. Work includes fabrication and placement of reinforcement for cast-in-place concrete including bars, welded wire fabric, ties, dowels, stirrups, supports and accessories required.
- C. Work also includes the addition of supplemental reinforcing to replace bar cross section loss due to corrosion.

1.03 QUALITY ASSURANCE

- A. Industry Standards, Specifications and Codes:
 - 1. General:
 - a. Comply with provisions of the following codes and standards except as modified herein.
 - b. Referenced codes and standards including revisions and commentaries shall be the most currently adopted as of the date of these contract documents.
 - 2. American Concrete Institute (ACI):
 - a. ACI 301 Specifications for Structural Concrete for Buildings
 - b. ACI 318 Building Code Requirements for Structural Concrete
 - c. ACI 315 Details and Detailing of Concrete Reinforcement
 - 3. Concrete Reinforcing Steel Institute (CRSI):
 - a. Manual of Standard Practice
 - b. Recommended Practice for Placing Reinforcing Bars
 - 4. American Society for Testing and Materials (ASTM):
 - a. Specific ASTM numbers are noted in later text.

1.04 QUALIFICATIONS

- A. Acceptable Manufacturers:
 - 1. Shall be regularly engaged in the manufacture of steel bar, welded wire fabric reinforcing and mechanical splicing devices.
- B. Installer Qualifications:
 - 1. Shall have 3 years experience in installation of steel bar and welded wire fabric reinforcing.
- C. Source Quality Control:
 - 1. Mill test certificates identifying chemical and physical analysis of each load of reinforcing steel delivered if requested.

1.05 SUBMITTALS

- A. Submit in accordance with Division 01 requirements.
- B. Steel Properties:
 - 1. Submit certification of grade, chemical analysis and tensile properties of steel furnished if requested.

PART 2 - PRODUCTS

2.01 REINFORCING STEEL

- A. Reinforcing Bars:
 - 1. Conform to ASTM A-615 "Standard Specification for Deformed and Plain Billet-Steel Bars for Concrete Reinforcement".
 - 2. Reinforcing bars shall be deformed, except that plain bars may be used for spirals.
 - 3. Main reinforcing bars and other bars not listed above shall be Grade 60, unless noted otherwise on Contract Documents.

- B. Welded Wire Fabric:
 - 1. Conform to ASTM A-185 "Standard Specification for Welded Steel Wire Fabric, Plain for Concrete Reinforcement".
 - 2. Welded wire fabric shall be electrically welded and 65,000 psi yield strength.

2.02 ACCESSORIES

- A. Supports For Reinforcement:
 - 1. Provide supports for reinforcement including bolsters, chairs, spacers and other devices for spacing, supporting and fastening reinforcement in place.
 - 2. Use wire bar type supports complying with CRSI recommendations unless otherwise indicated. Do not use wood, brick and other unacceptable materials, e.g., mortar blocks, coarse aggregates.
 - 3. For exposed-to-view concrete surfaces, where legs of supports are in contact with forms, provide supports with legs which are plastic protected. For sandblasted or bush-hammered concrete provide stainless steel protected or special stainless bar supports.
 - 4. In areas of concrete removal, short lengths of reinforcing bar shall be used to provide support for bars on chipped or rough concrete surfaces using similar spacing of supports.

2.03 FABRICATION

- A. Shop fabricate reinforcing bars to conform to required shapes and dimensions. In case of fabricating errors, do not re-bend or straighten reinforcement in a manner that will injure or weaken materials.
- B. Reinforcement shall be bent cold unless otherwise permitted by Engineer.
- C. Unacceptable Materials:
 - 1. Reinforcement with any of the following defects will not be permitted in Work:
 - a. Bar lengths, depths and bends exceeding specified fabrication tolerances.
 - b. Bends or kinks not indicated on Drawings or final Shop Drawings.
 - c. Bars with reduced cross-section due to excessive rusting or other cause.

2.04 PRODUCT DELIVERY, STORAGE AND HANDLING

- A. General:
 - 1. Deliver reinforcement to project site in bundles marked with metal tags indicating bar size, lengths and other information corresponding to markings shown on placement drawings.
 - 2. Handle and store materials to prevent dirt or excessive rust.

PART 3 - EXECUTION

3.01 INSPECTION

- A. Examine formwork and other conditions under which concrete reinforcement is to be placed and notify Formwork Contractor of unsatisfactory conditions. Do not proceed with work until unsatisfactory conditions have been corrected in a manner to your satisfaction.

3.02 PLACEMENT

- A. Comply with specified codes and standards and CRSI "Recommended Practice for Placing Reinforcing Bars" for details and methods of reinforcement placement and supports and as specified.
- B. Clean reinforcement to remove loose rust and mill scale, earth, ice and other materials which reduce or impair bond with concrete.

- C. Position, support and secure reinforcement against displacement by formwork, construction or concrete placement operations. Locate and support reinforcing by metal chairs, runners, bolsters, spacers and hangers as required.
- D. Place reinforcement to obtain coverages for concrete protection as indicated on Contract Documents. Arrange, space and securely tie bars and bar supports together with 16 gage wire to hold reinforcement accurately in position during concrete placement operations. Set wire ties so ends are directly away from exposed concrete surfaces.
- E. Exposed or additional reinforcing shall be no closer than 3/4 inch measured radially from existing concrete. Elevation of exposed or additional reinforcing shall be maintained at original height.
- F. At openings in structural slabs, provide two #4 bars top and bottom of slab at 45 degrees on all 4 corners, each bar 48 inch minimum length.
- G. At openings in concrete slabs additionally provide a minimum of two #5 bars around opening.
- H. Provide two #3 bars 3 inches apart on 4 sides of floor drains in slabs.
- I. Unless permitted by Engineer, reinforcing shall not be bent after being embedded in hardened concrete.
- J. Welded wire fabric shall lap one full mesh at side and end laps and must be wired together.
- K. Provide sufficient number of supports and sizes as required to carry reinforcement. Maximum spacing of chairs is 48 inches on center. Do not place reinforcing bars more than 2 inches beyond the last leg of any continuous bar support. Do not use supports as bases for runways for concrete conveying equipment and similar construction loads.

3.03 WELDING OF REINFORCEMENT

- A. Welding of reinforcement covered by this Section is prohibited.

3.04 FIELD QUALITY CONTROL

- A. Notify Engineer when reinforcing is in place so he or she may review reinforcing placement. Engineer shall have a minimum of 24 hour notice prior to placement of concrete.
- B. Tend to reinforcing at all times during concrete placement and make necessary adjustments to reinforcing which has been dislodged by concrete placement or workmen.
- C. Bar Placement Tolerances:
 1. 1/4 inch (plus/minus) between bars
 2. 1/4 inch (plus/minus) vertically for members 8 inches deep or less
 3. 1/2 inch (plus/minus) vertically for members over 8 inches deep and less than 2 foot deep
 4. 1 inch (plus/minus) vertically for members 2 foot or deeper

**SECTION 03 30 00
CAST-IN-PLACE CONCRETE**

PART 1 - GENERAL

1.01 RELATED REQUIREMENTS

- A. Applicable provisions of Division 01 shall govern work of this Section.

1.02 WORK INCLUDED

- A. Include materials, labor, services, and incidentals necessary for completion of this section of Work.
- B. Extent of cast-in-place concrete work is shown on Drawings.

- C. Notify other trades of the date for concrete placement in ample time for each to install their own work.
- D. Install anchor bolts, embedded plates, inserts and similar items furnished by other trades.

1.03 NOTIFICATION

- A. Contractor shall notify the inspection/testing agency and Engineer at least 24 hours prior to major concrete pour.

1.04 PROTECTION OF ADJACENT WORK

- A. Contractor shall be responsible to see that due care is exercised to avoid staining adjacent finished material during concrete work. Contractor, without expense, shall make such damage good to Owner.

1.05 QUALITY ASSURANCES

- A. Industry Standards, Specifications and Codes:
 - 1. General:
 - a. Comply with provisions of the following codes and standards except as modified herein.
 - b. Referenced codes and standards including revisions and commentaries shall be the most currently adopted as of the date of these Contract Documents.
 - 2. American Concrete Institute (ACI):
 - a. ACI 117 Standard Specifications for Tolerances for Concrete Construction and Materials
 - b. ACI 301 Specifications for Structural Concrete
 - c. Additional ACI sections are noted in later text.
 - 3. American Society For Testing And Materials (ASTM):
 - a. Specific ASTM standards are noted in later text.

1.06 ALLOWABLE TOLERANCES

- A. Flatwork tolerance for random-traffic floors should be measured in accordance with ASTM E 1155.
- B. Floor tolerance measurements shall be made within 16 hours after completion of final troweling operation, and where applicable, before removal of supporting shores.
- C. Floor slabs shall conform to the following ACI F-number requirements:
 - 1. Slab-On-Grade and Level Suspended Slabs Shored Until After Testing:
 - a. Specified Overall Values - FF30/FL20
 - b. Minimum Local Values - FF15/FL10
 - 2. Unlevel Shored Suspended Slabs and Unshored Suspended Slabs:
 - a. Specified Overall Value - FF25
 - b. Minimum Local Value - FF15
- D. See ACI 117 for other tolerances not stated herein.

1.07 SUBMITTALS

- A. Submit in accordance with Division 01 requirements.
- B. Mix Designs:
 - 1. Prepare design mixtures for each class of concrete on the basis of laboratory trial mixtures or field test data, or both in accordance with ACI 301. Design mixtures shall meet the requirements listed in Table 33000-1. Submit material content per cubic yard of each class of concrete furnished including:
 - 2. Weight of cementitious materials.
 - 3. Saturated surface-dried weights of fine and coarse aggregates.
 - 4. Quantities, type and name of admixtures.

5. Weight of mixing water.
- C. Submit to Engineer mix designs, certification that materials used in concrete mixtures meet ASTM and other applicable specifications, and documentation indicating proposed concrete proportions will produce an average compressive strength equal to or greater than the required compressive strength as specified in ACI 301. Obtain approval prior to placing concrete.
- D. Test Reports:
 1. Submit reports of concrete testing including, compressive strength, density (unit weight), air content, temperature and slump. Furnish copies to General Contractor, Consulting Engineer, Concrete Supplier and Owner Representative. Test results shall be reported in writing within 2 days that tests are made.

PART 2 - PRODUCTS

2.01 MATERIALS

- A. Hydraulic Cement:
 1. For normal concrete, hydraulic cement shall meet requirements of ASTM C 150, ASTM C 595, or ASTM C 1157.
 2. For air-entrained concrete, cement shall meet requirements of ASTM C 150, Type 1A Portland Cement or cement specified for normal concrete may be used with an air-entraining admixture conforming to ASTM C 260.
- B. Slag Cement:
 1. Slag cement shall meet requirements of ASTM C 989.
- C. Silica Fume Cement:
 1. Silica fume shall meet the requirements of ASTM C 1240.
- D. Flyash:
 1. Fly ash shall meet the requirements of ASTM C 618.
- E. Aggregates:
 1. Normal weight aggregate shall comply with requirements of ASTM C 33. Lightweight aggregates shall comply with requirements of ASTM C 330.
- F. Water:
 1. Water used for batching concrete shall meet the requirements of ASTM C 1602.

2.02 ADMIXTURES

- A. No other admixtures will be allowed except those listed without Engineer's approval.
- B. Air-Entraining:
 1. Shall Conform to ASTM C 260, certified by the manufacturer to be compatible with other required admixtures. The Entrained air content shall be controlled at 6½ percent for ¾" aggregate concrete and 5½ percent for 1½" aggregate concrete within limits of plus or minus 1½ percent each.
 2. Products: Subject to compliance with requirements, provide one of the following:
 - a. "Darex II" – W.R. Grace, www.na.graceconstruction.com
 - b. "AEA 92S" – The Euclid Chemical Company, www.euclidchemical.com
 - c. "Catexol AE 260" – Axim Concrete Technologies, www.aximconcrete.com
 - d. "Micro-Air" – BASF Admixtures, Inc., www.basfadmixture.com
 - e. "MB AE 90" – BASF Admixtures, Inc.
- C. Water Reducing:
 1. Shall conform to ASTM C 494, Type A
 2. Products: Subject to compliance with requirements, provide one of the following:
 - a. "WRDA 82" – W.R. Grace
 - b. "Eucon WR-91" – The Euclid Chemical Company

- c. "Catexol 1000N" – Axim Concrete Technologies
 - d. "Pozzolith 200N" – BASF Admixtures, Inc.
- D. Mid-Range Water Reducing:
- 1. Shall conform to ASTM C 494, Type A or Type F
 - 2. Products: Subject to compliance with requirements, provide one of the following:
 - a. "Daracem 65" – W.R. Grace
 - b. "Eucon MR" - The Euclid Chemical Company
 - c. "Catexol 3500N" – Axim Concrete Technologies
 - d. "Polyheed 997" - BASF Admixtures, Inc.
- E. High-Range Water Reducing (Super Plasticizer):
- 1. Shall conform to ASTM C 494, Type F or Type G.
 - 2. Products: Subject to compliance with requirements, provide one of the following:
 - a. "Daracem 19" - W.R. Grace & Co.
 - b. "ADVA 100" - W.R. Grace & Co.
 - c. "Eucon 37" - The Euclid Chemical Company
 - d. "Catexol 1000SP-MN" – Axim Concrete Technologies
 - e. "Rheobuild 1000" - BASF Admixtures, Inc.
- F. Water Reducing, Non-Chloride Accelerator:
- 1. Shall conform to ASTM C 494, Type C or Type E.
 - 2. Products: Subject to compliance with requirements, provide one of the following:
 - a. "Polarset" - W.R. Grace & Co.
 - b. "Accelguard 90" - The Euclid Chemical Company
 - c. "Catexol 2000RHE" – Axim Concrete Technologies
 - d. "Pozzutec 20" - BASF Admixtures, Inc.
- G. Water Reducing, Retarding:
- 1. Shall conform to ASTM C 494, Type D.
 - 2. Products: Subject to compliance with requirements, provide one of the following:
 - a. "Daratard 17" - W.R. Grace & Co.
 - b. "Eucon Retarder 100" - The Euclid Chemical Company
 - c. "Catexol 1000R" – Axim Concrete Technologies
 - d. "Pozzolith 100XR" - BASF Admixtures, Inc.
 - 3. Grace or Rheocrete CNI by BASF Admixtures, Inc. EUCON CIA, The Euclid Chemical Company.
 - 4. Admixtures shall not contain calcium chloride as an intentionally added ingredient. Calcium chloride as an admixture is not permitted. Admixtures containing more than ½ of 1 percent (0.5 percent) chloride ions by weight of admixture are not permitted.

2.03 RELATED MATERIALS

- A. Evaporation Retardant and Finishing Aid: Shall be "Eucobar" by The Euclid Chemical Company or "Confilm" by BASF Admixtures, Inc.
- B. Slab-On-Grade Poly Fiber Reinforcement Systems:
- 1. Synthetic Structural Fiber Reinforcement: Provide synthetic structural fibers complying with the following requirements:
 - a. Synthetic structural fibers shall meet requirements of ASTM C 1116, Paragraph 4.1.3, Type III.
 - b. Synthetic structural fibers shall be monofilament, made of polypropylene or polypropylene/polyethylene blend.
 - c. Synthetic structural fibers shall have a minimum length of 1.38 inches (35 mm) and a maximum length of 2.00 inches (51 mm).
 - d. Specific gravity between 0.90 and 0.95
 - e. Synthetic structural fibers shall have an aspect ratio (length divided by equivalent diameter of fiber) between 60 and 100.

- f. Dosage rate:
 - 1) 5.0 lbs/cubic yard or the addition rate to achieve the concrete required minimum equivalent flexural strength, f_{e3} of 165 psi for a concrete with a compressive strength of 4,000 psi at 28 days. This shall be determined from the manufacturer's test data verifying fiber performance in concrete based on ASTM C1609-05, utilizing the beam size 6" x 6"x 20" (f_{e3}) calculated using JCI-SF4 method.
- g. Synthetic structural fibers shall be:
 - 1) Grace STRUX® 90/40 synthetic fiber
 - 2) Novomesh® 950 synthetic fiber by Propex Concrete Systems
 - 3) Tuf-Strand SF by Euclid Chemical Company
- C. Absorptive Cover: Burlap cloth made from jute or Kenaf, weighing approximately 9 ounces per square yard, complying with AASHTO M182, Class 2.
- D. Moisture-Retaining Cover: One of the following, complying with ASTM C 171, Type 1 or 2:
 - 1. Polyethylene Film
 - 2. Polyethylene Coated Burlap
- E. Liquid Membrane-Forming Curing Compound: Liquid type membrane-forming curing compound complying with ASTM C 1315 "Liquid Membrane-Forming Compounds Having Special Properties for Curing and Sealing Concrete", Type I, Class A unless other type acceptable to Architect. Moisture loss not more than 0.040 gr./square cm. In 72 hours when applied at 300 sq. ft./gal. Material must be compatible with resilient flooring and carpeting adhesives. Concrete contractor shall verify compatibility before applying curing compound.
 - 1. Products: Subject to compliance with requirements, provide one of the following:
 - a. "Diamond Clear" by The Euclid Chemical Company
 - b. "Kure-N-Seal 25" by BASF/Sonneborn
 - c. "TK AS-1, 1315" by TK Products, Inc.
 - d. "Cure and Seal" - Symons Corp.
- F. Isolation Joint Filler: Shall be bituminous (1/2 inch and 1/4 inch thicknesses) conforming to ASTM D 994.
- G. Control Joint Insert: Shall be hardboard or fiberboard.
- H. Expansion Joint Filler: Shall be extruded polystyrene.
- I. Rebar Coating
 - a. "Emaco P24" by BASF, P24 is correct not P22
 - b. "Sika Armatec 110 EpoCem" by Sika
 - c. "Duralprep AC, The Euclid Chemical Company.
 - d. Or approved equal

2.04 READY MIXED CONCRETE

- A. Ready mixed concrete shall be measured, mixed and delivered according to ASTM C94, except as modified herein.
- B. Prepare design mixtures for each class of concrete on the basis of laboratory trial mixtures or field test data, or both in accordance with ACI 301. Design mixtures shall meet the requirements listed in Table 33000-1
- C. Addition of water is permitted for batches of material with insufficient slump at the job site but is limited to the lesser of; 1 gallon per cubic yard or the quantity of water indicated on the delivery ticket such that the mixing water content on approved mix design is not exceeded.
- D. Ready Mixed Concrete Delivery Tickets:
 - 1. Furnish 2 delivery tickets with each batch of concrete before unloading at site; 1 for Contractor and 1 for Engineer on which is printed, stamped or written the following information:
 - a. Name of ready-mix batch plant
 - b. Serial number of ticket

- c. Date and truck number
 - d. Name of Contractor
 - e. Job name and location
 - f. Specific class or designation of concrete
 - g. Amount of concrete (cubic yards)
 - h. Time loaded or of first mixing of cement and aggregates
 - i. Type, name and amount of admixture
 - j. Type, brand and amount of cement
 - k. Total water content by producer (or W/C ratio)
 - l. Maximum size of aggregate
 - m. Weights of fine and course aggregates
- E. Mix Proportioning:
1. Minimum amount of cementitious material identified in the following mix proportions shall apply for mixes for which field experience or trial mixture information required is not provided.

Table 33000-1

<u>Class</u>	<u>Type of Construction</u>	<u>Specified Comp. Strength @ 28 Days (PSI)</u>	<u>Max. Agg. Size (In.)</u>	<u>Air Entrainment % +/- 1½%</u>	<u>Notes</u>
1	Slab Replacement	4000	0.75	6.0	(1)(2)(3)(4)
2	Grout				(5)

Notes:

- (1) Maximum water-cementitious ratio by weight shall be 0.45.
- (2) A maximum of 30 percent total replacement of Portland cement with GGBFS (Ground Granulated Blast-Furnace Slag) and fly ash at a 1:1 ratio; up to 350 pounds, with a maximum 25 percent fly ash. If fly ash is used alone, limit maximum replacement to 25 percent.
- (3) Corrosion inhibitor.
- (4) Slump shall be such that the finished surface follows that of the existing inclined ramps with no sagging or bulging due to gravity on the plastic mix.
- (5) Grout for bonding replacement concrete to existing concrete. Grout shall consist of equal parts by weight of cement and sand. It shall be mixed with sufficient water to form a stiff slurry. The consistency of this slurry shall be such that it can be applied with a stiff brush or broom to the old concrete in a thin, even coating that will not run or puddle in low spots. For use on vertical joints, this grout shall be thinned to paint consistency.

PART 3 - EXECUTION

3.01 GENERAL

- A. Clean all mixing and transportation equipment. Wet forms and exposed concrete surfaces thoroughly. Remove all ice, excess water, mud and other debris from within forms and from restoration surfaces and reinforcement. Notify Engineer prior to placing in ample time for inspection of forms, exposed concrete surfaces and reinforcing.
- B. A pre-construction meeting shall take place prior to placing concrete. Topic of discussion shall include: concrete handling, placing, finishing and curing.

3.02

PLACEMENT OF CONCRETE

A. Pre-Placement Inspection:

1. Before placing concrete, inspect and complete formwork installation, reinforcing steel and items to be embedded or cast-in-place. Notify other Contractors to permit installation of their work; cooperate with other trades in setting such work as required. Thoroughly wet wood forms immediately before placing concrete as required where form coatings are not used. Notify inspection agency and Engineer 24 hours in advance of pouring.

B. Placing Concrete In Forms:

1. Deposit concrete in forms in horizontal layers not deeper than 18 inches and in a manner to avoid inclined construction joints. Where placement consists of several layers, place each layer while preceding layer is still plastic to avoid cold joints.
2. Deposit concrete continuously or in layers of such thickness that no concrete will be placed on concrete which has hardened sufficiently to cause formation of seams or planes of weakness within the section. If a section cannot be placed continuously, provide construction joints as specified. Deposit concrete as nearly as practicable to its final location to avoid segregation due to rehandling or flowing.
3. Consolidate placed concrete by mechanical vibrating equipment supplemented by hand-spading, rodding or tamping. Use vibrators designed to operate with vibratory element submerged in concrete, maintaining a speed of not less than 6000 impulses per minute. Alternate methods of consolidating concrete including the use of self-consolidating concrete may be submitted to the Engineer for approval.
4. Do not use vibrators to move concrete inside of forms. Insert and withdraw vibrators vertically at uniformly spaced locations not farther than visible effectiveness of machine. Do not insert vibrators into lower layers of concrete that have begun to set. At each insertion, limit duration of vibration to time necessary to consolidate concrete and complete embedment of reinforcement and other embedded items without causing segregation of mix.

C. Placing Concrete Slabs:

1. Deposit and consolidate concrete slabs in a continuous operation until placing of a panel or section is completed.
2. Place suspended slabs in sections as large as practicable to complete finishing, within limits acceptable to Engineer.
3. Consult with Engineer with regard to limits of single placements prior to commencing work.
4. Consolidate concrete during placing operations so concrete is thoroughly worked around reinforcement and other embedded items and into corners.
5. Bring slab surfaces to correct level with a straightedge and strikeoff. Use bull floats or darbies to smooth surface, leaving it free of humps or hollows. Do not sprinkle water on plastic concrete surface. Do not disturb slab surfaces prior to beginning finishing operations. "Wet Screed" placement of slabs is not allowed.
6. Maintain reinforcing in the proper position during concrete placement operations.

D. Cold Weather Placing:

1. Protect concrete work from physical damage or reduced strength which could be caused by frost, freezing actions or low temperatures in compliance with ACI 301.
2. Do not use frozen materials or materials containing ice or snow. Do not place concrete on frozen subgrade or on subgrade containing frozen materials.
3. Do not use calcium chloride, salt or other materials containing anti-freeze agents or chemical accelerators other than approved, non-chloride accelerating admixtures.
4. Do not allow carbon dioxide from heating units to contact freshly placed concrete surfaces for 48 hours. Vent heaters outside of enclosure.

E. Hot Weather Placing:

1. When hot weather conditions exist that would seriously impair quality and strength of concrete, place concrete in compliance with ACI 301.
2. Wet forms thoroughly before placing concrete.
3. Do not use retarding admixtures without the written permission of the Engineer.

3.03 CONCRETE JOINTS

A. Construction Joints:

1. Locate as directed by Engineer or as shown on Drawings. Form keyway. Place perpendicular to main reinforcement. Continue reinforcement through joint. Locate joint so as not to affect structural integrity or appearance of the structure. Includes joint between wall and footing.

B. Isolation Joints:

1. Form with keyway with bituminous (preformed filler, 1/4 inch or 1/2 inch (as called for) thick full depth of slab-on-grade. Reinforcement is non-continuous. Locate at points of contact between slab-on-grade and vertical structural concrete.

C. Control Joints:

1. Locate on grid lines or on lines as shown on Drawings or as directed by Engineer. Joint size shall be 1/4 inch wide by 1/5 to 1/4 of slab depth. Continue reinforcement through joint. Contractor's option to tool or use inserts. Do not tool joints in slabs to receive a finished flooring material. Control joints should be made within first 24 hours of concrete pour.

3.04 FINISHING

A. General:

1. Strike and level concrete. Allow to set before floating. Power float on disappearance of water sheen. Hand float areas inaccessible to power float. Applicable to flat work to obtain smooth, uniform, granular texture. Floors shall be flat and level within tolerances given in Part 1, except where drains occur or sloped floors are indicated, in which case tolerance applies to planes indicated.

B. Troweled Finish:

1. Power trowel to smooth finish. Hand trowel areas inaccessible to power trowel. Applicable to flatwork to receive finished flooring material.

C. Broom Finish:

1. Draw broom across surface after floating to form a regular, parallel pattern. Applicable to parking ramps, drives, ramps and stairs. Direction of brooming shall be perpendicular to traffic pattern.

D. Formed Concrete:

1. Top of concrete: Strike concrete smooth then float and trowel surface to texture comparable to formed surface.
2. Formed Surface: As cast finish, patch holes and defects after form removal. Remove fins.
3. Rubbed Surface: Rub with rubbing stone to remove all projections and round corners. Wet surface and brush evenly with cement grout mixture. Provide rubbed concrete surfaces in finished areas to be left to view in stairwells, where concrete is exposed to view in a finished area and wherever else a rubbed surface is called for on architectural plans.
4. Slope exterior steps down 1/8 inch.

3.05 CURING

A. Comply with ACI 301.

B. Class B Concrete Curing:

1. Concrete items listed below shall be sheet cured per ACI 308 2.3.1 Plastic Film or 2.3.2 Reinforced Paper only, for 7 days after placement. Curing system joints shall be sealed and

moisture added daily to maintain concrete surface in a damp condition. Insulating blankets used during cold weather do not need sealed joints as long as concrete surface is damp.

C. Formed Surfaces:

1. Cure formed concrete surfaces including walls, columns, underside of beams, supported slabs and other similar surfaces by moist curing with forms in place for full curing period or until forms are removed. If forms are removed, continue curing by membrane curing.

D. Protection:

1. Protect concrete from damaging mechanical disturbances including load stresses, heavy shock, excessive vibration, and from damage caused by rain or flowing water. Protect finished concrete surfaces from damage by subsequent construction operations.

3.06

CONCRETE REPAIR PROCEDURES

A. Concrete Surface Repairs:

1. Comply with ACI 301 "Specifications for Structural Concrete".
2. Remove and replace, at no additional cost, concrete not formed as shown on Drawings, concrete out of alignment, surfaces beyond required tolerances or defective surfaces which cannot be properly repaired or patched, including concrete failing to meet strength requirements as determined by testing laboratory.
3. Patching Defective Areas: Repair and patch defective areas with cement mortar immediately after removal of forms, when acceptable to Architect. Cut out honeycomb, rock pockets, voids over 1/4 inch in any dimension, and holes left by tie rods and bolts, down to solid concrete but, in no case to a depth of less than 1 inch. Make edges of cuts perpendicular to concrete surface. Thoroughly clean, dampen with water and brush coat area to be patched with specified bonding agent. Place patching mortar after bonding compound has dried.
4. For exposed to view surfaces, blend white Portland cement and standard Portland cement so that, when dry, patching mortar will match color surrounding. Provide test areas at inconspicuous location to verify mixture and color match before proceeding with patching. Compact mortar in place and strike-off slightly higher than surrounding surface.
5. Repair of Formed Surfaces: Remove and replace concrete having defective surfaces if defects cannot be repaired to satisfaction of Architect. Surface defects include color and texture irregularities, cracks, spalls, air bubbles, honeycomb, rock pockets, fins and other projections on surface and stains and other discolorations that cannot be removed by cleaning. Flush out form tie holes, fill with dry pack mortar or precast cement cone plugs secured in place with bonding agent.
6. Repair concealed formed surfaces, where possible, that contain defects that affect durability of concrete. If defects cannot be repaired, remove and replace concrete.
7. Repair of Unformed Surfaces: Test unformed surfaces, such as monolithic slabs, for smoothness and verify surface plane to tolerances specified for each surface and finish. Correct low and high areas as specified. Test unformed surfaces sloped to drain for trueness of slope, in addition to smoothness, using a template having required slope.
8. Repair finished unformed surfaces that contain defects that affect durability of concrete. Surface defects, include crazing, cracks in excess of 0.01 inch wide or which penetrate to reinforcement or completely through non-reinforced sections regardless of width, spalling, popouts, honeycomb, rock pockets and other objectionable conditions.
9. Correct high areas in unformed surfaces by grinding, after concrete has cured at least 14 days.
10. Correct low areas in unformed surfaces during or immediately after completion of surface finishing operations by cutting out low areas and replacing with fresh concrete. Finish repaired areas to blend into adjacent concrete. Proprietary leveling compounds may be used when acceptable to Architect.

11. Repair defective areas, except random cracks and single holes not exceeding 1 inch diameter, by cutting out and replacing with fresh concrete. Remove defective areas to sound concrete with clean, square cuts and expose reinforcing steel with at least 3/4 inch clearance all around. Dampen concrete surfaces in contact with patching concrete and apply bonding compound. Mix patching concrete of same materials to provide concrete of same type or class as original concrete. Place, compact and finish to blend with adjacent finished concrete. Cure in same manner as adjacent concrete.
12. Repair isolated random cracks and single holes not over 1 inch in diameter by dry-pack method. Groove top of cracks and cut out holes to sound concrete and clean of dust, dirt and loose particles. Dampen cleaned concrete surfaces and apply bonding compound. Mix dry-pack, consisting of 1 part Portland cement to 2-1/2 parts fine aggregate passing a No. 16 mesh sieve, using only enough water as required for handling and placing. Place dry-pack after bonding compound has dried. Compact dry-pack mixture in place and finish to match adjacent concrete. Keep patched area continuously moist for not less than 72 hours.
13. Do not use repair methods not specified above and do not perform structural repairs, except with prior written approval of Architect for method and procedure, using specified epoxy adhesive mortar.

3.07 QUALITY CONTROL TESTING DURING CONSTRUCTION

- A. General:
 1. Sample fresh concrete to conform to ASTM C 172.
- B. Aggregate Tests:
 1. Chloride content in aggregate shall be tested in accordance with ASTM D 1411. Tests shall be made and results must be approved by Engineer before the aggregate is used in concrete.
- C. Slump:
 1. In accordance with ASTM C 143. One slump test at point of discharge from ready mix truck for each set of test cylinders taken, unless noted otherwise, with additional tests when concrete consistency seems to have changed. Slump tests, when taken, shall be conducted after site addition of superplasticizer, however a visual estimate of slump shall be recorded prior to site addition of superplasticizer to a mix. Visual slump should only be used after correlation has been established with actual slump tests.
- D. Air Content:
 1. Only for air entrained concrete, in accordance with ASTM C 231 pressure method for normal weight concrete and ASTM C 173 for lightweight concrete. One air content test for each set of strength test cylinders made unless noted otherwise. If measured air content falls outside limits specified, a check test shall be made immediately on another portion of the same sample. In the event of a second failure, concrete will be considered to have failed to comply with Specifications. In compliance with ASTM C 94, site addition of additional air entrainment admixture is permissible until plant adjustments have been made. For site added superplasticizer, air should only be checked after the addition of superplasticizer.
- E. Concrete Temperature:
 1. In accordance with ASTM C 1064 each time a set of compression test specimen is made.
- F. Strength Tests:
 1. Strength test for any class of concrete shall consist of 4 standard cylinders made from a composite sample secured from a single load of concrete in accordance with ASTM C 172, except when in the opinion of the Engineer, he may require additional specimens.
 2. All Concrete:
 - a. Make test cylinders in accordance with ASTM C 31. Each test shall consist of a minimum of 4 cylinders.

- b. After 24 hours, 3 cylinders to be carefully transported to testing laboratory for moist curing.
- c. 1 laboratory cured cylinder to be tested at 7 days and 2 laboratory cured cylinders to be tested at 28 days, the fourth cylinder shall be held.
- 3. Test results at 28 days shall be the average strength of specimens determined in accordance with ASTM C 39.
- 4. Strength test shall be made for each truck.
- 5. Strength of each concrete class shall be deemed satisfactory when both of the following criteria are met:
 - a. The average of three consecutive compressive-strength tests equals or exceeds specified compressive strength.
 - b. Any individual compressive-strength test result does not fall below specified compressive strength by more than 500 psi.
- 6. Testing shall be performed in compliance with Division 01 provisions by an approved testing laboratory at Owner's expense, which shall submit complete reports of tests to General Contractor, Concrete Supplier, Engineer and Owner's representative. Reports of compressive strength tests shall contain project identification name and number, date of concrete placement, name of concrete testing service, concrete type and class, location of concrete batch in structure, design compressive strength at 28 days, concrete mix proportions and materials, weather at time of placement and compressive breaking strength and type of break. An individual having ACI Level 1 Technician certification shall complete testing, including test cylinder production. Site protection of test cylinders shall be made in compliance with ASTM C 31.
- 7. If Engineer has reason to believe cylinder strength tests are not representative of strength of concrete in place, he shall require drilled cores to be cut and tested at Contractor's expense. Coring and testing shall be in accordance with ASTM C 42 "Test Method for Obtaining and Testing Drilled Cores and Sawed Beams of Concrete". Acceptance or rejection of concrete shall be based on cylinders made from concrete sampled at point of discharge. Impact hammer, sonoscope or other nondestructive device may be permitted, but shall not be used as the sole basis for acceptance or rejection.
- 8. Extent of Testing:
 - a. Class A: Trucks shall be tested for air content and slump at truck during discharge. After a consistent slump has been established, alternate slump tests may be a visual estimate. Test reports shall be sent to A/E immediately upon completion.

**SECTION 03 31 45
REPAIR OF STRUCTURAL CONCRETE**

PART 1 - GENERAL

1.01 RELATED WORK

- A. Applicable provisions of Division 01 shall govern work of this Section.
- B. Related work specified elsewhere:
 - 1. Section 02 41 17 - Removal of Existing Concrete and Surface Preparation
 - 2. Section 03 30 00 - Cast-in-Place Concrete

1.02 SUMMARY

- A. Include materials, labor, services and incidentals necessary for completion of this Section of Work.
- B. Work includes supplying, placing, finishing, and curing concrete over properly prepared existing concrete surfaces as indicated on Drawings and as specified.

1.03 QUALITY ASSURANCE

- A. Pre-Construction Meeting
 - 1. A pre-construction meeting is required with Contractor in order to coordinate work schedule and inspection required by Engineer.
- B. Guarantee
 - 1. Contractor shall assume Total Responsibility Guarantee for Material and Labor.
- C. Installer Qualifications
 - 1. Concrete patching repair work shall be performed under the immediate control of a person experienced in this type of work. The system installer's superintendent assigned to this project shall have a minimum of 5 years experience on projects of similar magnitude and scope and shall be present during system installation.
- D. Inspection
 - 1. Installer must examine substrate and conditions under which work is to be performed and must notify Contractor in writing of unsatisfactory conditions. Do not proceed with work until unsatisfactory conditions have been corrected.

1.04 SUBMITTALS

- A. Manufacturers Data
 - 1. Submit manufacturer's product data for concrete repair materials, indicating physical and chemical characteristics, technical specifications, limitations, installation instructions and general recommendations regarding each material.

PART 2 - PRODUCTS

2.01 ACCEPTABLE PRODUCTS

- A. Overhead and Vertical Repair Mortar
 - 1. "Emaco S88 CI" by BASF
 - 2. "SikaTop 123 Plus" by Sika
 - 3. "Duraltop Gel" by The Euclid Chemical Company
 - 4. Or approved equal with corrosion inhibitor.
- B. Horizontal Repair Mortar
 - 1. "Emaco S66 CI" by BASF
 - 2. "SikaTop 111 Plus" by Sika
 - 3. "Eucocrete Supreme" by The Euclid Chemical Company
 - 4. Or approved equal
- C. Rebar Coating
 - a. "Emaco P24" by BASF (P24 is the correct designation, not P22)
 - b. "Sika Armatec 110 EpoCem" by Sika
 - c. "Duralprep AC" by The Euclid Chemical Company
 - d. Or approved equal.
- D. Consult with manufacturers for product limitations.

PART 3 - EXECUTION

3.01 PREPARATION OF SURFACES TO RECEIVE PATCHING CONCRETE

- A. Refer to Specification Section 02 41 17 "Removal of Existing Concrete and Surface Preparation for requirements.
- B. Remove unsound material, dirt, oil, grease and other bond-inhibiting materials.
- C. Remove rust and loose concrete on exposed reinforcing steel by sandblasting.
- D. Concrete substrate shall be saturated surface dry with no standing water prior to application and shall be saturated for a minimum of two hours prior to application.

- E. Conform to additional specific preparation requirements specified by manufacturer or ACI Standard for each patching product as applicable.
- F. Cavities will be examined prior to commencement of patching operations. Sounding the surface shall be part of the examination. Delamination noted during the sounding shall be removed as specified.
- G. Airblasting is required as a final step to remove sand and debris. Debris shall be removed from the site prior to the start of patching.
- H. Coat exposed reinforcing steel with rebar primer. Apply per manufacturer's instructions.

3.02 MIXING, APPLICATION, AND FINISHING

- A. Conform to manufacturer's specifications or ACI Standard for each patching product, as applicable.
- B. Install repair mortar over the patch area and work into the substrate with proper finishing tools.
- C. Finished surface shall be struck off flush with existing surfaces. Finish shall match existing or be lightly brushed.

3.03 CURING

- A. Concrete shall be maintained above 50°F and in a moist condition for at least the first 7 days after placing.
- B. Curing shall be accomplished by burlap covers kept continuously wet, continuous waterproof paper or 4 mil polyethylene sheeting conforming to ASTM C-171 with edges lapped and tightly sealed by sand, wood planks, pressure-sensitive tape, mastic or glue.
- C. For concrete surfaces receiving no overlay a spray applied curing compound may be used in accordance with ASTM C-309. Two applications shall be made; the second shall be within an hour of the first application.
- D. The concrete shall be sounded by the Contractor in the presence of the Engineer with a chain drag after the curing time. Hollowness shall be corrected by the Contractor by removing the concrete at these locations and recasting at no extra cost to the Owner.
- E. Adequate protection shall be provided for concrete during freezing or near freezing weather. Concrete materials, reinforcement, forms, filler and ground with which concrete is to come in contact shall be free of frost, ice and snow. Whenever air temperature is below 40°F, the minimum temperature of concrete when discharged shall be 65°F and concrete during the required curing period shall be maintained at a temperature not less than 50°F. Throughout heating period concrete shall be kept moist as specified. Placement and curing of concrete during cold weather shall conform to requirements of ACI 306R.
- F. Placement and curing of concrete during hot weather shall be in conformance with the requirements of ACI 305R.

SECTION 05 50 00 METAL FABRICATIONS

PART 1 – GENERAL

1.01 RELATED WORK

- A. Applicable provisions of Division 01 shall govern work of this section.

1.02 WORK INCLUDED

- A. Include labor, materials, services and incidentals for completion of the Section of Work.
- B. Supply and install Vehicular Barrier railing including base plates and epoxied-in anchors.
- C. Supply and install galvanized wire cloth infill panels.

1.03 PERFORMANCE REQUIREMENTS

- A. Thermal Movements: Provide exterior metal fabrications that allow for thermal movements resulting from the following maximum change (range) in ambient and surface temperatures by preventing buckling, opening of joints, overstressing of components, failure of connections, and other detrimental effects. Base engineering calculation on surface temperatures of materials due to both solar heat gain and nighttime-sky heat loss.
 - 1. Temperature Change (Range): 120 deg F (67 deg C), ambient material surfaces.

1.04 SUBMITTALS

- A. Product Data: For the following:
 - 1. Wire Cloth data sheet
 - 2. Threaded Rod Anchors
 - 3. Epoxy Adhesive
- B. Shop Drawings: Show fabrication and installation details for metal fabrications.
- C. Include plans, elevations, sections, and details of metal fabrications and their connections. Show anchorage and accessory items.
- D. Provide templates for anchors and bolts specified for installation under other Sections.
- E. For installed products indicated to comply with design loads, include structural analysis data signed and sealed by the qualified professional engineer responsible for their preparation.
- F. Welding certificates.
- G. Qualification Data: For professional engineer.

1.05 QUALITY ASSURANCE

- A. Welding: Qualify procedures and personnel according to the following:
 - 1. AWS D1.1, "Structural Welding Code--Steel."
 - 2. AWS D1.3, "Structural Welding Code--Sheet Steel."

1.06 PROJECT CONDITIONS

- A. Field Measurements: Verify actual locations of parapet walls and other construction contiguous with metal fabrications by field measurements before fabrication and indicate measurements on Shop Drawings.
 - 1. Established Dimensions: Where field measurements cannot be made without delaying the Work, establish dimensions and proceed with fabricating metal fabrications without field measurements. Coordinate existing parapet wall and other contiguous construction to ensure that actual dimensions correspond to established dimensions. Provide allowance for trimming and fitting at site.

1.07 COORDINATION

- A. Coordinate installation of anchorages for metal fabrications. Furnish setting drawings, templates, and directions for installing anchorages, including sleeves, concrete inserts, anchor bolts, and items with integral anchors, that are to be embedded in concrete. Deliver such items to Project site in time for installation.

PART 2 - PRODUCTS

2.01 MANUFACTURERS

- A. In other Part 2 articles where titles below introduce lists, the following requirements apply to product selection:
 - 1. Available Products: Subject to compliance with requirements, products that may be incorporated into the Work include, but are not limited to, products specified.
 - 2. Products: Subject to compliance with requirements, provide one of the products specified.
 - 3. Available Manufacturers: Subject to compliance with requirements, manufacturers offering products that may be incorporated into the Work include, but are not limited to, manufacturers specified.
 - 4. Manufacturers: Subject to compliance with requirements, provide products by one of the manufacturers specified.
 - 5.

2.02 METALS, GENERAL

- A. Metal Surfaces, General: Provide materials with smooth, flat surfaces, unless otherwise indicated. For metal fabrications exposed to view in the completed Work, provide materials without seam marks, roller marks, rolled trade names, or blemishes.

2.03 FERROUS METALS

- A. Steel Plates, Shapes, and Bars: ASTM A 36/A 36M.
- B. Rolled-Steel Floor Plate: ASTM A 786/A 786M, rolled from plate complying with ASTM A 36/A 36M or ASTM A 283/A 283M, Grade C or D.
- C. Steel Pipe: ASTM A 53/A 53M, standard weight (Schedule 40), unless another weight is indicated or required by structural loads.

2.04 FASTENERS

- A. General: Unless otherwise indicated, provide Type 304 stainless-steel fasteners for exterior use and zinc-plated fasteners with coating complying with ASTM B 633, Class Fe/Zn 5, at exterior walls. Select fasteners for type, grade, and class required.
- B. Steel Bolts and Nuts: Regular hexagon-head bolts, ASTM A 307, Grade A (ASTM F 568M, Property Class 4.6); with hex nuts, ASTM A 563 (ASTM A 563M); and, where indicated, flat washers.
- C. Stainless-Steel Bolts and Nuts: Regular hexagon-head annealed stainless-steel bolts, nuts and, where indicated, flat washers; ASTM F 593 (ASTM F 738M) for bolts and ASTM F 594 (ASTM F 836M) for nuts, Alloy Group 1 (A1).

- D. Anchor Bolts: ASTM F 1554, Grade 36.
 - 1. Provide hot-dip or mechanically deposited, zinc-coated anchor bolts where item being fastened is indicated to be galvanized.
- E. Machine Screws: ASME B18.6.3 (ASME B18.6.7M).
- F. Lag Bolts: ASME B18.2.1 (ASME B18.2.3.8M).
- G. Plain Washers: Round, ASME B18.22.1 (ASME B18.22M).
- H. Lock Washers: Helical, spring type, ASME B18.21.1 (ASME B18.21.2M).
- I. Expansion Anchors: Anchor bolt and sleeve assembly with capability to sustain, without failure, a load equal to four times the load imposed when installed in concrete, as determined by testing according to ASTM E 488, conducted by a qualified independent testing agency.
 - 1. Material for Anchors in Interior Locations: Carbon-steel components zinc-plated to comply with ASTM B 633, Class Fe/Zn 5.
 - 2. Material for Anchors in Exterior Locations: Alloy Group 1 (A1) stainless-steel bolts complying with ASTM F 593 (ASTM F 738M) and nuts complying with ASTM F 594 (ASTM F 836M).

2.05 MISCELLANEOUS MATERIALS

- A. Welding Rods and Bare Electrodes: Select according to AWS specifications for metal alloy welded.
- B. Shop Primers: Provide primers that comply with Division 09 painting Sections.
- C. Universal Shop Primer: Fast-curing, lead- and chromate-free, universal modified-alkyd primer complying with MPI#79.
- D. Use primer with a VOC content of 420 g/L (3.5 lb/gal.) or less when calculated according to 40 CFR 59, Subpart D (EPA Method 24).
- E. Use primer containing pigments that make it easily distinguishable from zinc-rich primer.
- F. Zinc-Rich Primer: Complying with SSPC-Paint 20 or SSPC-Paint 29 and compatible with topcoat.
- G. Use primer with a VOC content of 420 g/L (3.5 lb/gal.) or less when calculated according to 40 CFR 59, Subpart D (EPA Method 24).
- H. Products:
 - 1. Benjamin Moore & Co.; Epoxy Zinc-Rich Primer CM18/19.
 - 2. Carboline Company; Carbozinc 621.
 - 3. ICI Devco Coatings; Catha-Coat 313.
 - 4. International Coatings Limited; Interzinc 315 Epoxy Zinc-Rich Primer.
 - 5. PPG Architectural Finishes, Inc.; Aquapon Zinc-Rich Primer 97-670.
 - 6. Sherwin-Williams Company (The); Corothane I GalvaPac Zinc Primer.
 - 7. Tnemec Company, Inc.; Tneme-Zinc 90-97.

- I. Galvanizing Repair Paint: High-zinc-dust-content paint for regalvanizing welds in steel, complying with SSPC-Paint 20.
- J. Nonshrink, Nonmetallic Grout: Factory-packaged, nonstaining, noncorrosive, nongaseous grout complying with ASTM C 1107. Provide grout specifically recommended by manufacturer for exterior applications.
 - 1. Products:
 - 2. Euclid, Dry Pack Grout
 - 3. Sika, Sika Grout 212
 - 4. Or approved equal
- K. Concrete Materials and Properties: Comply with requirements in Division 03 Section "Cast-in-Place Concrete" for normal-weight, air-entrained, ready-mix concrete with a minimum 28-day compressive strength of 3000 psi (20 MPa), unless otherwise indicated.

2.06 FABRICATION, GENERAL

- A. Shop Assembly: Preassemble items in the shop to greatest extent possible. Disassemble units only as necessary for shipping and handling limitations. Use connections that maintain structural value of joined pieces. Clearly mark units for reassembly and coordinated installation.
- B. Cut, drill, and punch metals cleanly and accurately. Remove burrs and ease edges to a radius of approximately 1/32 inch (1 mm), unless otherwise indicated. Remove sharp or rough areas on exposed surfaces.
- C. Form bent-metal corners to smallest radius possible without causing grain separation or otherwise impairing work.
- D. Form exposed work true to line and level with accurate angles and surfaces and straight edges.
- E. Weld corners and seams continuously to comply with the following:
 - 1. Use materials and methods that minimize distortion and develop strength and corrosion resistance of base metals.
 - 2. Obtain fusion without undercut or overlap.
 - 3. Remove welding flux immediately.
 - 4. At exposed connections, finish exposed welds and surfaces smooth and blended so no roughness shows after finishing and contour of welded surface matches that of adjacent surface.
- F. Form exposed connections with hairline joints, flush and smooth, using concealed fasteners where possible. Where exposed fasteners are required, use Phillips flat-head (countersunk) screws or bolts, unless otherwise indicated. Locate joints where least conspicuous.
- G. Fabricate seams and other connections that will be exposed to weather in a manner to exclude water. Provide weep holes where water may accumulate.
- H. Cut, reinforce, drill, and tap metal fabrications as indicated to receive finish hardware, screws, and similar items.
- I. Provide for anchorage of type indicated; coordinate with supporting structure. Space anchoring devices to secure metal fabrications rigidly in place and to support indicated loads.

2.07 MISCELLANEOUS FRAMING AND SUPPORTS

- A. General: Provide steel framing and supports not specified in other Sections as needed to complete the Work.
- B. Fabricate units from steel shapes, plates, and bars of welded construction, unless otherwise indicated. Fabricate to sizes, shapes, and profiles indicated and as necessary to receive adjacent construction retained by framing and supports. Cut, drill, and tap units to receive hardware, hangers, and similar items.
- C. Galvanize miscellaneous framing and supports where indicated.
- D. Prime miscellaneous framing and supports with zinc-rich primer where indicated.

2.08 LOOSE BEARING AND LEVELING PLATES

- A. Provide loose bearing and leveling plates for steel items bearing on masonry or concrete construction. Drill plates to receive anchor bolts and for grouting.
- B. Galvanize plates after fabrication.
- C. Prime plates with zinc-rich primer.

2.09 FINISHES, GENERAL

- A. Comply with NAAMM's "Metal Finishes Manual for Architectural and Metal Products" for recommendations for applying and designating finishes.
- B. Finish metal fabrications after assembly.

2.10 STEEL AND IRON FINISHES

- A. Preparation for Shop Priming: Prepare uncoated ferrous-metal surfaces to comply with minimum requirements indicated below for SSPC surface preparation specifications and environmental exposure conditions of installed metal fabrications:
 - 1. Exteriors (SSPC Zone 1B) and Items Indicated to Receive Zinc-Rich Primer: SSPC-SP 6/NACE No. 3, "Commercial Blast Cleaning."
 - 2. Interiors (SSPC Zone 1A): SSPC-SP 3, "Power Tool Cleaning."
- B. Shop Priming: Apply shop primer to uncoated surfaces of metal fabrications, except those with galvanized finishes and those to be embedded in concrete, sprayed-on fireproofing, or masonry, unless otherwise indicated. Comply with SSPC-PA 1, "Paint Application Specification No. 1: Shop, Field, and Maintenance Painting of Steel," for shop painting.

PART 3 – EXECUTION

3.01 INSTALLATION, GENERAL

- A. Cutting, Fitting, and Placement: Perform cutting, drilling, and fitting required for installing metal fabrications. Set metal fabrications accurately in location, alignment, and elevation; with edges and surfaces level, plumb, true, and free of rack; and measured from established lines and levels.

- B. Fit exposed connections accurately together to form hairline joints. Weld connections that are not to be left as exposed joints but cannot be shop welded because of shipping size limitations. Do not weld, cut, or abrade surfaces of exterior units that have been hot-dip galvanized after fabrication and are for bolted or screwed field connections.
- C. Field Welding: Comply with the following requirements:
 1. Use materials and methods that minimize distortion and develop strength and corrosion resistance of base metals.
 2. Obtain fusion without undercut or overlap.
 3. Remove welding flux immediately.
 4. At exposed connections, finish exposed welds and surfaces smooth and blended so no roughness shows after finishing and contour of welded surface matches that of adjacent surface.
- D. Fastening to In-Place Construction: Provide anchorage devices and fasteners where metal fabrications are required to be fastened to in-place construction. Provide threaded fasteners for use with concrete and masonry inserts, toggle bolts, through bolts, lag bolts, wood screws, and other connectors.
- E. Provide temporary bracing or anchors in formwork for items that are to be built into concrete, masonry, or similar construction.

3.02 INSTALLING MISCELLANEOUS FRAMING AND SUPPORTS

- A. General: Install framing and supports to comply with requirements of items being supported, including manufacturers' written instructions and requirements indicated on Shop Drawings.

3.03 INSTALLING BEARING AND LEVELING PLATES

- A. Clean concrete bearing surfaces of bond-reducing materials, and roughen to improve bond to surfaces. Clean bottom surface of plates.
- B. Set bearing plates on wedges, shims, or leveling nuts. After bearing members have been positioned and plumbed, tighten anchor bolts. Do not remove wedges or shims but, if protruding, cut off flush with edge of bearing plate before packing with grout.
 1. Use nonshrink nonmetallic grout, in concealed locations where not exposed to moisture; use nonshrink, nonmetallic grout in exposed locations, unless otherwise indicated.
 2. Pack grout solidly between bearing surfaces and plates to ensure that no voids remain.

3.04 ADJUSTING AND CLEANING

- A. Touchup Painting: Immediately after erection, clean field welds, bolted connections, and abraded areas. Paint uncoated and abraded areas with the same material as used for shop painting to comply with SSPC-PA 1 for touching up shop-painted surfaces.
 1. Apply by brush or spray to provide a minimum 2.0-mil (0.05-mm) dry film thickness.
- B. Touchup Painting: Cleaning and touchup painting of field welds, bolted connections, and abraded areas of shop paint are specified in Division 09 painting Sections.
- C. Galvanized Surfaces: Clean field welds, bolted connections, and abraded areas and repair galvanizing to comply with ASTM A 780.

**SECTION 07 18 00
TRAFFIC COATINGS**

PART 1 - GENERAL

1.01 RELATED WORK

- A. Applicable provisions of Division 01 shall govern work of this Section.

1.02 SUMMARY

- A. Include materials, labor, services and incidentals necessary for completion of this Section of work.
- B. Work includes surface preparation and application of a fully adhered, fluid applied, traffic coating to areas indicated on drawings and as specified.
- C. Includes removal of unbonded traffic coating at various ramps.
- D. Includes removal of bonded traffic coating at various ramps.
- E. Detail work including cove sealants is included in cost of traffic coating.
- F. The Owner will repaint line stripes after floor coating is applied and cured.

1.03 QUALITY ASSURANCE

- A. Industry Standards, Specifications and Codes
1. General:
 - a. Comply with provisions of the following codes and standards except as modified.
 - b. Referenced codes and standards including revisions and commentaries shall be the most currently adopted as of the date of these Contract Documents.
 2. American Society for Testing and Materials (ASTM):
 - a. Specific ASTM numbers are noted in later text.
- B. Pre-Construction Meeting
1. A pre-construction meeting is required with Contractor in order to coordinate work schedule and inspection required by Engineer. Stepped sample of coating system shall be reviewed and agreed to for surface texture. Approved surface texture shall be used throughout. Areas deemed to vary from sample shall be recoated at no additional cost. These primarily are areas devoid of surface aggregates that present a slippery surface when wet.
- C. APPLICATOR QUALIFICATIONS
1. System applicator shall be licensed or trained to install selected traffic coating system and shall have experience in application of fluid applied deck coatings. Contractor or their subcontractor shall submit qualifications to A/E showing traffic coating applicator has experience in installing specified traffic coating. Traffic coating applicator shall have completed a minimum of 200,000 s.f. of traffic coating application. Qualifications shall consist of a minimum of 5 projects completed within the past 5 years using traffic coating Contractor proposes to install for this Project. List shall include name of project, location, areas of product application, and contact person with phone number. Projects listed shall be a minimum of 10,000 s.f. per project listed.
 2. Applicator shall check wet film (mil) thickness and maintain a daily record.
- D. Manufacturer's Qualifications
1. System manufacturer shall provide a representative who will instruct applicator's crews on proper methods and techniques of mixing and applying materials.

1.04 SUBMITTALS

- A. Applicator Qualifications
- B. Sample

1. Submit stepped sample of coating system applied to 1/4 inch by 6 inch by 6 inch plywood or similar rigid base showing each component for each duty grade to be applied. Sample shall be noted with component mil thicknesses and aggregate size and manufacturer. Also submit sample of aggregate to be used.
- C. Manufacturer's Literature
1. Submit manufacturer's literature for products furnished including appropriate material safety data sheets.
- D. Applicator's License Certificate
1. Submit copy of 'Certificate of License' issued to system applicator by traffic coating manufacturer.
- E. Maintenance Manual
1. Upon completion of work required by this Section, submit maintenance manual, identified with project name, location and date; type of coating system applied and surface to which system was applied, including sketches where necessary. Include recommendations for periodic inspections, care and maintenance and snow removal guideline. Identify common causes of damage with instructions for temporary patching until permanent repair can be made.
- F. Guarantee
1. Installer shall review surface condition of slab prior to the installation of traffic coating system. Written notice shall be provided to Engineer stating any condition which will impair performance of traffic coating system, including compatibility with existing traffic coating were present. Installation of traffic coating system shall constitute acceptance of surface by Installer.
 2. Completed installation shall be guaranteed jointly and severally on a single document, by traffic coating manufacturer and applicator, against defects of materials and workmanship for a period of 5 years.
 3. Installer and manufacturer shall provide labor and materials to repair deficiencies or defects which develop due to normal use. Snowplows, abrasive maintenance equipment, and vandalism are not normal traffic use and are exempt from the warranty.

1.05 JOB CONDITIONS

A. General

1. Install traffic coating materials in strict accordance with safety and weather conditions required by manufacturer product literature, material safety data sheets or as modified by applicable rules and regulations of local, State and Federal authorities having jurisdiction.
2. Job conditions are restricted only to inspection and preparation of top surface of substrate to be coated.
3. Post 'No Smoking' signs in area during and for at least 8 hours following application period.
4. Open fires and spark producing equipment shall not be in application areas until vapors have dissipated.

B. Environmental Conditions

1. Rain shall not be anticipated within 8 hours of application.
2. Substrate surface temperatures shall be above 40 degrees F and lower than 110 degrees F.
3. Proper notices shall be given prior to start of membrane application.
4. Positive ventilation for interior applications is to be continuously supplied throughout application period and 8 hours after. Installer is responsible for fume control. Air intakes for buildings are to be protected against infiltration of fumes into ventilation systems.

PART 2 - PRODUCTS

2.01 GENERAL

- A. Components shall be products of selected traffic coating system or shall be certified as compatible with components produced by system manufacturer.
- B. Traffic coating system shall be a fully adhered, fluid applied, traffic bearing, elastomeric membrane system. System shall be capable of preventing infiltration of water, salts, gasoline and other fluids into concrete.
- C. Installer shall not change traffic coating system after selection of system has been made.
- D. Installer shall verify slab surface condition prior to installation of system. Areas of heavy wear or slab irregularities shall be filled prior to traffic coating placement to assure a level, uniform surface. This shall be done according to membrane manufacturers recommendations.
- E. Areas identified having a topping system shall be manufacturer's heavy duty system. These systems shall consist of a primer, base coat or membrane, wear coat and top coat.
- F. Wear coats are to be saturated with aggregate.
- G. Material thicknesses are wet film thicknesses. Thickness listed for wear coat does not include aggregate.
- H. Approved traffic coating systems include (systems described are for Full System replacement. At placement for worn membrane the replacement will consist of wear coat and finish or top coat:
- I. State Street Campus (Lake) ramp:
 - 1. "Auto-Guard FC Double Texturing System" by Neogard Corp. System shall consist of primer, base coat, two wear coats, and finish coat. Total dry film thickness shall be 52 mils exclusive of aggregate. Thickness does not include primer.
 - 2. "Conipur II Heavy Duty Traffic System" by BASF. System shall consist of primer, base coat, intermediate coat, and finish coat. Total wet film thickness shall be 50 mils exclusive of aggregate. Thickness does not include primer.
 - 3. Duraldeck System by The Euclid Chemical Company
 - 4. or approved equal
- J. Capitol Square North Ramp:
 - 1. "Kelmar Exposure 2" by Technical Barrier Systems. System shall consist of primer, base coat, wear coat, and finish coat. Total wet film thickness shall be 62 mils exclusive of aggregate. Thickness does not include primer.
- K. Where lapping onto existing traffic coating, new traffic coating shall be compatible and match existing. Contractor shall perform "pull off" bond test or similar to prove compatibility with existing.
- L. Color
 - 1. Top coat color varies and shall match existing.

2.02 RELATED MATERIALS

- A. Installer shall furnish related materials required for crack repair, cant sealant, overbanding and flashing per system manufacturers' requirements to achieve a complete waterproof system.

2.03 PRODUCT DELIVERY, STORAGE AND HANDLING

- A. Deliver materials to job site in sealed, undamaged containers. Each container shall be identified with material name, date of manufacture and lot number.
- B. Materials shall be stored indoors or covered at temperatures not exceeding 90 degrees F. Higher temperatures will reduce shelf life of product.
- C. Drums shall be stored on sides, pails shall be stored inverted.

PART 3 - EXECUTION

3.01 GENERAL

- A. Work shall be performed in accordance with manufacturer's specifications.

3.02 CONDITION OF SURFACES

- A. Before coating work is commenced, top surface of slab shall be shotblasted to remove laitance concrete from existing, replaced, or new concrete slab. Areas of worn or heavily weathered membrane to receive a new wear coat shall also be shotblasted prior to application. Surfaces shall be cleaned with oil free compressed air jet following shotblasting.
- B. Concrete slabs shall be prepared using a shotblast machine followed by cleaning with a compressed air jet. Prepared concrete shall have a surface profile of CSP 3-4 (Concrete Surface Preparation 3-4 as established by International Concrete Repair Institute #310.2-1997). Surface appearance shall be verified and approved by Owner and Engineer prior to sealer application. Note: CSP 3-4 is the typical deck coating MFG. recommendation ICRI #310.2-1997 is the new designation.
- C. Areas inaccessible to shotblast machine shall be sandblasted to achieve CSP 1 surface profile.
- D. Additional cleaning to remove deposits, which hinder bond of traffic coating to concrete surface, shall be done by traffic coating applicator as part of application with no additional cost to Owner.
- E. Remove foreign projections on deck by grinding or other suitable methods.
- F. Honeycomb, voids, deteriorated, or unsound concrete shall be repaired to produce a sound, uniform surface in accordance with Engineer's recommendations and as shown on Drawings.
- G. Concrete surfaces shall be visibly dry and pass a 4-hour rubber mat test (no condensation) prior to application of coating system. Mat shall be black and taped to deck on edges.
- H. Verify curing methods used for concrete are compatible with surface requirements for coating system.
- I. Top surfaces of substrates other than concrete shall be treated as required by traffic coating manufacturer.
- J. Commencement of coating installation implies acceptance of top surface of substrate area only, as suitable to accept traffic coating. Responsibility for other aspects of substrate shall be responsibility of others.

3.03 PREPARATION

- A. Rout or sawcut cracks exceeding 1/16 inch in width and fill with sealant as detailed.
- B. Traffic coating system shall bridge cracks that open up in substrate up to 1/16 inch in width maximum. Acceptable width of caulked joints is per system manufacturers' specification.
- C. Fill expansion, control and construction joints to be overcoated by deck coating with sealant. Joints larger than 1 inch shall be reviewed with traffic coating system specification.
- D. Protect adjacent surfaces with drop cloths or masking tape as required.

3.04 FLASHINGS

- A. At projections through deck coatings where projections are structurally and rigidly connected to substrate, such as posts, vents, pipes, stanchions, railings, rigidly connected wall/slab intersections and similar connected items having limited movement, provide a bead of sealant. Tool sealant to form a cant and allow to cure before overcoating. Tooled sealant shall be overlain with a fluid applied integral membrane flashing.
- B. At locations of potential high movement such as wall/slab intersections which are not structurally and rigidly connected, provide sheet flashing or reinforce coating with uncoated, woven fiberglass cloth. Where sheet flashings are used, they shall be free or unbonded to substrate near meeting angle but shall be fully bonded away from meeting angle. Do not use precured sheet flashings over expansion joints in horizontal surfaces.

3.05 PRIMER

- A. Prime concrete, masonry and metal surfaces at manufacturers recommended rate. Concrete primer shall be compatible for use intended. Note traffic coating on horizontal surface shall be placed on concrete while vertical placement may be on concrete or brick.

3.06 DETAIL WORK

- A. Apply non-flowing type coating over flashings (sheet flashings, sealant cants and rigid corners). Extend coating beyond flashing out onto adjacent deck surface and extend above top of flashing and terminate in a straight line. Use masking tape.
- B. Apply non-flowing type detail coats over cracks, construction joints, cant joints, patch perimeters, etc. Detail coats shall be included in deck coating cost.
- C. Allow detail work to cure prior to installation of coating system.

3.07 BASE COAT

- A. In areas identified by Project Drawings to receive traffic coating, apply coating material at film thickness specified. Extend coating over fluid applied flashings and detail coatings.
- B. Allow to cure per by manufacturers requirements.

3.08 WEAR COAT

- A. Apply wear coating material at thickness specified to horizontal areas indicated on Project Drawings to receive traffic coating. Vertical surface will not receive a wear coat.
- B. While coating is still fluid, uniformly broadcast aggregate over surface. Aggregate to be applied to saturation for wear coat.
- C. Allow to cure per by manufacturers requirements.
- D. Remove excess aggregate from deck surface by manual sweeping or mechanical vacuum, followed by air blast.

3.09 TOP COAT

- A. Apply a top coat of material as recommended by manufacturer, to encapsulate top layer of aggregate. Application of top coat is not to eliminate non-slip surface texture of membrane system in place.
- B. Allow finished installation to cure per by manufacturer before permitting traffic on surfaces.

3.10 CLEANING

- A. Clean stains from adjacent surfaces per manufacturer's instructions.
- B. Note: When using solvents for cleanup, extinguish sources of ignition in the area and observe proper precautionary measures for handling materials.
- C. Remove foreign matter from finished coating surfaces.

3.11 MAINTENANCE

- A. Damaged surfaces may be cleaned and have liquid coating and grit applied to match surrounding surface. Where a regular maintenance and cleaning program is required, surfaces may be washed with commercial detergents or chlorinated solvents.

**SECTION 07 92 00
JOINT SEALANTS**

PART 1 - GENERAL

1.01 RELATED WORK

- A. Applicable provisions of Division 01 shall govern work of this Section.

1.02 SUMMARY

- A. Include materials, labor, services and incidentals necessary for completion of this Section of Work.
- B. Sealants are required at, but are not necessarily limited to the following general locations:
1. Routed random cracks, concrete control joints and construction joints.
 2. Masonry and concrete control joints exterior and interior.
 3. Isolation joints between structure and other elements.
 4. Joints at penetrations of walls, decks and floor by piping and other services and equipment.
 5. Joints between items of equipment and other construction.
 6. Around hollow metal windows.
 7. Joints associated with flashing and sheet metal.
 8. Specific drawing details requiring caulking. Wherever caulking is called for on Drawings it shall mean "sealant".

1.03 QUALITY ASSURANCE

- A. Applicator Qualifications
1. Contractor shall have a minimum of 3 years of experience in performing work similar to that shown in Drawings and Specifications.
- B. Guarantee
1. The completed installation shall be guaranteed jointly and severally on a single document, by sealant manufacturer and installer agreeing to repair or replace sealants which fail to perform as airtight and watertight joints or fail in joint adhesion, cohesion, abrasion resistance, weather resistance, extrusion resistance, migration resistance, stain resistance or general durability or appear to deteriorate in other manner not clearly specified by submitted manufacturer's data as an inherent quality of material for exposure indicated.
 2. Guarantee period shall be 5 years.

1.04 SUBMITTALS

- A. Manufacturer's Data
1. Submit manufacturer's specifications, recommendations and installation instructions for each type of sealant, caulking compound and associated miscellaneous material required. Include manufacturer's published data, letter of certification or certified test laboratory report indicating each material complies with requirements and is intended generally for applications shown. Show by transmittal that 1 copy of each recommendation and instruction has been distributed to installer.
- B. Guarantee
1. Submit sample copy prior to start of work.
- C. Samples
1. Submit samples of each color required for each type of sealant or caulking compound exposed to view. Compliance with other requirements is exclusive responsibility of Contractor.
- D. Applicator Qualifications

1. Contractor shall submit a list of 5 projects in which similar work to that specified was successfully completed. List shall contain the following for each of the 5 projects:
 - a. Project name
 - b. Owner of project
 - c. Owner's representative, address and telephone number
 - d. One-sentence description of work
 - e. Cost of portion of work similar to that specified in this section
 - f. Total restoration cost of projects
 - g. Date of completion of work
2. The sum of costs of the projects shall be a minimum of \$50,000.00.

PART 2 - PRODUCTS

2.01 SEALANT

- A. Traffic-bearing, 2 component, Type 1 self-leveling, as applicable, unmodified polyurethane sealant containing no asphalt, fillers or plasticizers. Follow manufacturer's previously submitted recommendations for type required at joints. Sealants shall conform to Federal Specification TT-S-00227E.
 1. Acceptable Productions and Manufacturers:
 - a. For slab cracks and joints subject to vehicular traffic:
 - 1) "Sikaflex-2C NS/SL" by Sika
 - 2) "Sonolastic NP2/SL2" by Sonneborn
 - 3) "THC-900/901 for self leveling by Tremco
 - 4) "Dymeric 240 FC for gun grade by Tremco
 - 5) or approved equal
 - b. For joints not subject to vehicular traffic including exterior façade sealants or where noted as such:
 - 1) "Sikaflex - 15 LM" by Sika
 - 2) "Sonolastic 150" by Sonneborn
 - 3) "dymonic FC by Tremco
 - c. Sealant color will be chosen at time of construction from manufacturer's standard color pallet.

2.02 JOINT CLEANER

- A. Provide type of joint cleaning compound recommended by sealant or caulking compound manufacturer for joint surfaces to be cleaned.

2.03 JOINT PRIMER/SEALER

- A. Provide type of joint primer/sealer recommended by the sealant manufacturer for joint surfaces to be primed or sealed.

2.04 BOND BREAKER TAPE

- A. Polyethylene tape or other plastic tape as recommended by sealant manufacture shall be applied to sealant-contact surfaces where bond to substrate or joint filler must be avoided for proper performance of sealant. Provide self-adhesive tape wherever applicable.

2.05 SEALANT BACKER ROD

- A. Compressible rod stock polyethylene foam, polyethylene jacketed polyurethane foam or other flexible, permanent, durable non-absorptive material as recommended for compatibility with sealant by sealant manufacturer which control joint depth for sealant placement, break bond of sealant at bottom of joint, form optimum shape of sealant bead on back side and provide a highly

compressible backer to minimize possibility of sealant extrusion when joint is compressed. Backer rod shall be at least 1/4 inch larger than width of joint.

PART 3 - EXECUTION

3.01 PRE-INSTALLATION MEETING

- A. The installer, Engineer, sealant manufacturer's technical representative and other trades involved in coordination with sealant work shall meet with Contractor at Project Site to review procedures and time schedule proposed for installation of sealants and coordination with other work. Review each major sealant application required on the Project.

3.02 WEATHER CONDITIONS

- A. Do not proceed with installation of sealants under adverse weather conditions or when temperatures are below or above manufacturer's recommended limitations for installation. Proceed with work only when forecasted weather conditions are favorable for proper cure and development of high early bond strength. Coordinate time schedule with Contractor to avoid delay of project.

3.03 JOINT SURFACE PREPARATION

- A. Removal of sealants by means of waterblasting is not permitted.
- B. Complete removal of existing sealant is required prior to installation of new sealants.
- C. At location of weld plate or flange connectors, sandblast exposed steel to near white metal condition and coat with zinc rich coating. Install bond breaker tape over horizontal steel surface prior to sealant installation.
- D. Clean joint surfaces immediately before installation of sealant or caulking compound. Grind or sandblast joint blackouts to remove dirt, coatings, existing sealant, moisture and other substances which interfere with bond of sealant or caulking compound.
- E. Installer must examine joint surfaces, backing and anchorage of units forming sealant rabbet and conditions under which sealant work is to be performed and notify Contractor in writing of conditions detrimental to proper and timely completion of work and performance of sealants. Do not proceed with sealant work until unsatisfactory conditions have been corrected in a manner acceptable to installer.

3.04 INSTALLATION

- A. Comply with sealant manufacturer's printed instructions except where more stringent requirements are shown or specified and except where manufacturer's specific recommendations directs otherwise.
- B. Contractor shall saw and grind surface of cracks and joints. Edges of cracks or joints to be sealed shall be of sound substrate. Prior to installing sealant, surfaces shall be cleaned of foreign debris and edges ground. Joint edges shall be slightly rounded. Rout out random cracks to a nominal depth of 3/8" and a width of 1/4"
- C. Prime or seal joint surfaces wherever shown or recommended by the sealant manufacturer. Do not allow primer or sealant to spill or migrate onto adjoining surfaces.
- D. Install backer rod for sealants except where specifically noted to be omitted or recommended to be omitted by sealant manufacturer for application shown.
- E. Install bond breaker tape wherever required by manufacturer's recommendations
- F. Employ only proven installation techniques so sealants will be deposited in uniform, continuous ribbons without gaps or air pockets, with complete "wetting" of joint bond surfaces equally on opposite sides. Except as otherwise indicated, fill sealant rabbet to a slightly concave surface slightly below adjoining surfaces. Where horizontal joints are between a horizontal surface and a vertical surface, fill joint to form a slight cove so joint will not trap moisture and dirt.

- G. Install sealant to depths as recommended by sealant manufacturer.

3.05 CURE AND PROTECTION

- A. Cure sealants and caulking compounds in compliance with manufacturer's instructions and recommendations to obtain high early bond strength, internal cohesive strength and surface durability.
- B. Installer shall advise Contractor of procedures required for the curing and protection of sealants and caulking compounds during construction period to avoid deterioration or damage (other than normal wear and weathering) prior to time of Owner's acceptance.
- C. After completion of sealant work, Contractor shall water test structure and demonstrate to the satisfaction of Engineer that the structure is waterproofed.



Department of Public Works
City Engineering Division

Robert F. Phillips, P.E.
City Engineer

City-County Building, Room 115
210 Martin Luther King, Jr. Boulevard
Madison, Wisconsin 53703
FAX 608 264 9275
www.cityofmadison.com

608 266 4751

Assistant City Engineer
Michael R. Dalley, P.E.

Principal Engineers
Christina M. Bachmann, P.E.
John S. Fahrney, P.E.
Gregory T. Fries, P.E.
Christopher J. Petykowski, P.E.

Facilities & Sustainability
Jeanne E. Hoffman, Manager
James C. Whitney, A.I.A.

Operations Supervisor
Kathleen M. Cryan

GIS Manager
David A. Davis, R.L.S.

Financial Officer
Steven B. Danner-Rivers

Hydrogeologist
Brynn Bemis

NOTICE OF ADDENDUM

ADDENDUM NO. 1

CONTRACT NO. 7069

Proposal Spreadsheet correction

Revise and amend the contract document(s) for the above project as stated in this addendum, otherwise, the original document shall remain in effect.

PROPOSAL PAGE :

REMOVE

Remove PROPOSAL pages E-5

INSERT

Insert PROPOSAL REVISED page E-5


The excel proposal spreadsheet did not list a description of the type of work for bid item number 2. Bid item number 2 should read Topside slab repair below one layer of reinforcing steel. The excel proposal spreadsheet has been corrected to reflect this change.

Please acknowledge this addendum on page E1 of the contract documents.

Electronic version of these documents can be found on the City of Madison web site at:

<http://www.cityofmadison.com/business/PW/contracts/openforBid.cfm>

If you are unable to download plan revisions associated with the addendum, please contact the Engineering office at 608-266-4751 receive the material by another route.


David C. Dryer, P.E., City Traffic Engineer

PROPOSAL
2013 PARKING RAMP MAINTENANCE
CONTRACT # 7069

NAME OF BIDDER

Revised 3/25/13

Item No.	Type of Work	Est Qty	Unit	Unit Price	Total Bid
1 .	Topside slab repair at unbonded overlay	1,800.00	SF		\$0.00
2 .	Topside slab repair below one layer of reinforcing steel	2,910.00	SF		\$0.00
3 .	Topside slab repair below two layers of reinforcing steel	2,900.00	SF		\$0.00
4 .	Full depth slab replacement	410.00	SF		\$0.00
5 .	Concrete repair at bottom of slab and beams	160.00	SF		\$0.00
6 .	Patch removal area using quickset concrete	350.00	SF		\$0.00
7 .	Concrete repair at vertical surfaces	120.00	SF		\$0.00
8 .	Install supplemental reinforcing steel	600.00	Lbs		\$0.00
9 .	Replace sealant at horizontal and vertical surfaces	4,900.00	LF		\$0.00
10 .	Rout and seal cracks	4,500.00	LF		\$0.00
11 .	Replace sealant at slab edge adjacent to parapet	750.00	LF		\$0.00
12 .	Full System Membrane placement	5,070.00	SF		\$0.00
13 .	Membrane wear coat and top coat placement	87,690.00	SF		\$0.00
14 .	Window frame replacement at SSCO ramp	1.00	EA		\$0.00
15 .	Fabricate and install wire mesh infill panel--West end SSCL ramp	580.00	LF		\$0.00
16 .	Fabricate and install vehicle barrier-level 4 of SSCL ramp	270.00	LF		\$0.00
17 .	Replace grout below spandrel haunches-top level of SSCO ramp	30.00	EA		\$0.00
Grand Total					\$0.00



Department of Public Works
City Engineering Division

Robert F. Phillips, P.E.
City Engineer

City-County Building, Room 115
210 Martin Luther King, Jr. Boulevard
Madison, Wisconsin 53703
FAX 608 264 9275
www.cityofmadison.com

608 266 4751

Assistant City Engineer
Michael R. Dailey, P.E.

Principal Engineers
Christina M. Bachmann, P.E.
John S. Fahrney, P.E.
Gregory T. Fries, P.E.
Christopher J. Petykowski, P.E.

Facilities & Sustainability
Jeanne E. Hoffman, Manager
James C. Whitney, A.I.A.

Operations Supervisor
Kathleen M. Cryan

GIS Manager
David A. Davis, R.L.S.

Financial Officer
Steven B. Danner-Rivers

Hydrogeologist
Brynn Bemis

NOTICE OF ADDENDUM

ADDENDUM NO. 2

CONTRACT NO. 7069

Specification additions

Revise and amend the contract document(s) for the above project as stated in this addendum, otherwise, the original document shall remain in effect.


Sections 08 11 13 and 08 80 00 were referenced in the specifications but not included. The attached specifications for sections 08 11 13 and 08 80 00 should be added to the contract documents.

Please acknowledge this addendum on page E1 of the contract documents.

Electronic version of these documents can be found on the City of Madison web site at:

<http://www.cityofmadison.com/business/PW/contracts/openforBid.cfm>

If you are unable to download plan revisions associated with the addendum, please contact the Engineering office at 608-266-4751 receive the material by another route.



David C Dryer, P.E., City Traffic Engineer

**SECTION 08 11 13
HOLLOW METAL DOORS AND FRAMES**

PART 1 - GENERAL

1.01 RELATED WORK

- A. Applicable provisions of Division 01 shall govern work of this section.

1.02 SUMMARY

- A. Section Includes:
1. Standard hollow metal doors and frames.
 2. Custom hollow metal doors and frames.
- B. Related Sections:
1. Division 08 Section Door Hardware for door hardware for hollow metal doors.
 2. Division 09 Sections Exterior Painting for field painting hollow metal doors and frames.

1.03 DEFINITIONS

- A. Minimum Thickness: Minimum thickness of base metal without coatings.
- B. Standard Hollow Metal Work: Hollow metal work fabricated according to ANSI/SDI A250.8.
- C. Custom Hollow Metal Work: Hollow metal work fabricated according to ANSI/NAAMM-HMMA 861.

1.04 SUBMITTALS

- A. Product Data: For each type of product indicated. Include construction details, material descriptions and finishes.
- B. Shop Drawings: Include the following:
1. Elevations of each door design.
 2. Details of doors, including vertical and horizontal edge details and metal thicknesses.
 3. Frame details for each frame type, including dimensioned profiles and metal thicknesses.
 4. Locations of reinforcement and preparations for hardware.
 5. Details of each different wall opening condition.
 6. Details of anchorages, joints, field splices, and connections.
 7. Details of accessories.
 8. Details of moldings, removable stops, and glazing.
- C. Samples for Initial Selection: For units with factory-applied color finishes.
- D. Samples for Verification:

1. For each type of exposed finish required, prepared on Samples of not less than 3 by 5 inches (75 by 125 mm).
 2. For the following items, prepared on Samples about 12 by 12 inches to demonstrate compliance with requirements for quality of materials and construction:
 - a. Doors: Show vertical-edge, top, and bottom construction; and hinge and other applied hardware reinforcement. Include separate section showing glazing.
 - b. Frames: Show profile, corner joint, floor and wall anchors, and silencers. Include separate section showing fixed hollow metal panels and glazing.
- E. Other Action Submittals:
1. Schedule: Provide a schedule of hollow metal work prepared by or under the supervision of supplier, using same reference numbers for details and openings as those on Drawings. Coordinate with door hardware schedule.
- F. Product Test Reports: Based on evaluation of comprehensive tests performed by a qualified testing agency, for each type of hollow metal door and frame assembly.

1.05 QUALITY ASSURANCE

- A. Source Limitations: Obtain hollow metal work from single source from single manufacturer.
- B. Fire-Rated Door Assemblies: Assemblies complying with NFPA 80 that are listed and labeled by a qualified testing agency, for fire-protection ratings indicated.
- C. Fire-Rated, Borrowed-Light Frame Assemblies: Assemblies complying with NFPA 80 that are listed and labeled, by a testing and inspecting agency acceptable to authorities having jurisdiction, for fire-protection ratings indicated.
- D. Pre-installation Conference: Conduct conference at project site.

1.06 DELIVERY, STORAGE, AND HANDLING

- A. Deliver hollow metal work palletized, wrapped, or crated to provide protection during transit and Project-site storage. Do not use nonvented plastic.
 1. Provide additional protection to prevent damage to finish of factory-finished units.
- B. Deliver welded frames with two removable spreader bars across bottom of frames, tack welded to jambs and mullions.
- C. Store hollow metal work under cover at Project site. Place in stacks of five units maximum in a vertical position with heads up, spaced by blocking, on minimum 4-inch- (102-mm-) high wood blocking. Do not store in a manner that traps excess humidity.
 1. Provide minimum 1/4-inch (6-mm) space between each stacked door to permit air circulation.

1.07 PROJECT CONDITIONS

- A. Field Measurements: Verify actual dimensions of openings by field measurements before fabrication.

1.08 COORDINATION

- A. Coordinate installation of anchorages for hollow metal frames. Furnish setting drawings, templates, and directions for installing anchorages, including sleeves, concrete inserts, anchor bolts, and items with integral anchors. Deliver such items to Project site in time for installation.

PART 2 - PRODUCTS

2.01 MANUFACTURERS

- A. Manufacturers: Subject to compliance with requirements, provide products by one of the following available manufacturers offering products that may be incorporated into the Work including, but are not limited to, the following:
 1. Amweld Building Products, LLC.
 2. Ceco Door Products; an Assa Abloy Group company.
 3. Curries Company; an Assa Abloy Group company.
 4. Kewanee Corporation (The).
 5. Pioneer Industries, Inc.
 6. Steelcraft; an Ingersoll-Rand company.

2.02 MATERIALS

- A. Cold-Rolled Steel Sheet: ASTM A 1008/A 1008M, Commercial Steel (CS), Type B; suitable for exposed applications.
- B. Hot-Rolled Steel Sheet: ASTM A 1011/A 1011M, Commercial Steel (CS), Type B; free of scale, pitting, or surface defects; pickled and oiled.
- C. Metallic-Coated Steel Sheet: ASTM A 653/A 653M, Commercial Steel (CS), Type B; with minimum G60 (Z180) or A60 (ZF180)] metallic coating.
- D. Frame Anchors: ASTM A 591/A 591M, Commercial Steel (CS), 40Z (12G) coating designation; mill phosphatized.
 1. For anchors built into exterior walls, steel sheet complying with ASTM A 1008/A 1008M or ASTM A 1011/A 1011M, hot-dip galvanized according to ASTM A 153/A 153M, Class B.
- E. Inserts, Bolts, and Fasteners: Hot-dip galvanized according to ASTM A 153/A 153M.
- F. Powder-Actuated Fasteners in Concrete: Fastener system of type suitable for application indicated, fabricated from corrosion-resistant materials, with clips or other accessory devices for attaching hollow metal frames of type indicated.
- G. Grout: ASTM C 476, except with a maximum slump of 4 inches (102 mm), as measured according to ASTM C 143/C 143M.

H. Glazing: Comply with requirements in Division 08 Section "Glazing."

2.03 STANDARD HOLLOW METAL DOORS

- A. General: Provide doors of design indicated, not less than thickness indicated; fabricated with smooth surfaces, without visible joints or seams on exposed faces unless otherwise indicated. Comply with ANSI/SDI A250.8.
1. Design: Flush panel.
 2. Core Construction: Manufacturer's standard kraft-paper honeycomb, polystyrene, polyurethane, polyisocyanurate, mineral-board, or vertical steel-stiffener core.
 - a. Fire Door Core: As required to provide fire-protection ratings indicated.
 3. Vertical Edges for Single-Acting Doors: Manufacturer's standard.
 4. Top and Bottom Edges: Closed with flush or inverted 0.042-inch- (1.0-mm-) thick, end closures or channels of same material as face sheets.
 5. Tolerances: Comply with SDI 117, "Manufacturing Tolerances for Standard Steel Doors and Frames."
- B. Exterior Doors: Face sheets fabricated from metallic-coated steel sheet. Provide doors complying with requirements indicated below by referencing ANSI/SDI A250.8 for level and model and ANSI/SDI A250.4 for physical performance level:
1. Level 2 and Physical Performance Level B (Heavy Duty), Model 1 (Full Flush). Width: 1-3/4 inches (44.5 mm)
- C. Hardware Reinforcement: Fabricate according to ANSI/SDI A250.6 with reinforcing plates from same material as door face sheets.
- D. Fabricate concealed stiffeners and hardware reinforcement from either cold- or hot-rolled steel sheet.

2.04 STANDARD HOLLOW METAL FRAMES

- A. General: Comply with ANSI/SDI A250.8 and with details indicated for type and profile.
- B. Exterior Frames: Fabricated from metallic-coated steel sheet.
1. Fabricate frames with mitered.
- C. Hardware Reinforcement: Fabricate according to ANSI/SDI A250.6 with reinforcement plates from same material as frames.

2.05 CUSTOM HOLLOW METAL DOORS

- A. General: Provide doors not less than 1-3/4 inches (44.5 mm) thick, of seamless hollow construction unless otherwise indicated. Construct doors with smooth surfaces without visible joints or seams on exposed faces. Comply with ANSI/NAAMM-HMMA 861.
- B. Exterior Door Face Sheets: Fabricated from metallic-coated steel sheet, minimum 0.053 inch (1.3 mm) thick.

- C. Core Construction: Provide thermal-resistance-rated cores for exterior doors indicated.
 - 1. Steel-Stiffened Core: 0.026-inch- (0.7-mm-) thick, steel vertical stiffeners of same material as face sheets extending full-door height, with vertical webs spaced not more than 6 inches (152 mm) apart, spot welded to face sheets a maximum of 5 inches (127 mm) o.c. Spaces filled between stiffeners with glass- or mineral-fiber insulation.
 - a. Fire Door Core: As required to provide fire-protection ratings indicated.
- D. Vertical Edges for Single-Acting Doors: Beveled 1/8 inch in 2 inches (3 mm in 50 mm).
- E. Top and Bottom Channels: Closed with continuous channels, minimum 0.053 inch (1.3 mm) thick, of same material as face sheets and spot welded to both face sheets.
- F. Hardware Reinforcement: Fabricate according to ANSI/NAAMM-HMMA 861 with reinforcing plates from same material as door face sheets.

2.06 CUSTOM HOLLOW METAL FRAMES

- A. General: Fabricate frames of construction indicated. Close contact edges of corner joints tight with faces mitered and stops butted or mitered. Continuously weld faces and soffits and finish faces smooth. Comply with ANSI/NAAMM-HMMA 861.
 - 1. Door Frames for Openings 48 Inches (1219 mm) Wide or Less: Fabricated from 0.053-inch- (1.3-mm-) thick steel sheet.
 - 2. Door Frames for Openings More Than 48 Inches (1219 mm) Wide: Fabricated from 0.067-inch- (1.7-mm-) thick steel sheet.
 - 3. Sidelight and Transom Frames: Fabricated from same thickness material as adjacent door frame.
 - 4. Borrowed-Light Frames: Fabricated from 0.053-inch- (1.3-mm-) thick steel sheet.
- B. Exterior Frames: Formed from metallic-coated steel sheet.
- C. Hardware Reinforcement: Fabricate according to ANSI/NAAMM-HMMA 861 with reinforcing plates from same material as frame.
- D. Head Reinforcement: Provide minimum 0.093-inch- (2.3-mm-) thick, steel channel or angle stiffener for opening widths more than 48 inches (1219 mm).

2.07 FRAME ANCHORS

- A. Jamb Anchors:
 - 1. Masonry Type: Adjustable strap-and-stirrup or T-shaped anchors to suit frame size, not less than 0.042 inch (1.0 mm) thick, with corrugated or perforated straps not less than 2 inches (50 mm) wide by 10 inches (250 mm) long; or wire anchors not less than 0.177 inch (4.5 mm) thick.
 - 2. Postinstalled Expansion Type for In-Place Concrete or Masonry: Minimum 3/8-inch- (9.5-mm-) diameter bolts with expansion shields or

inserts. Provide pipe spacer from frame to wall, with throat reinforcement plate, welded to frame at each anchor location.

- B. Floor Anchors: Formed from same material as frames, not less than 0.042 inch (1.0 mm) thick, and as follows:
 - 1. Monolithic Concrete Slabs: Clip-type anchors, with two holes to receive fasteners.
 - 2. Separate Topping Concrete Slabs: Adjustable-type anchors with extension clips, allowing not less than 2-inch (50-mm) height adjustment. Terminate bottom of frames at finish floor surface.

2.08 STOPS AND MOLDINGS

- A. Moldings for Glazed Lites in Doors: Minimum 0.032 inch (0.8 mm) thick, fabricated from same material as door face sheet in which they are installed.
- B. Fixed Frame Moldings: Formed integral with hollow metal frames, a minimum of 5/8 inch (16 mm) high unless otherwise indicated.
- C. Loose Stops for Glazed Lites in Frames: Minimum 0.032 inch (0.8 mm) thick, fabricated from same material as frames in which they are installed.

2.09 ACCESSORIES

- A. Grout Guards: Formed from same material as frames, not less than 0.016 inch (0.4 mm) thick.

2.10 FABRICATION

- A. Fabricate hollow metal work to be rigid and free of defects, warp, or buckle. Accurately form metal to required sizes and profiles, with minimum radius for thickness of metal. Where practical, fit and assemble units in manufacturer's plant. To ensure proper assembly at Project site, clearly identify work that cannot be permanently factory assembled before shipment.
- B. Tolerances: Fabricate hollow metal work to tolerances indicated in SDI 117.
- C. Hollow Metal Doors:
 - 1. Exterior Doors: Provide weep-hole openings in bottom of exterior doors to permit moisture to escape. Seal joints in top edges of doors against water penetration.
 - 2. Glazed Lites: Factory cut openings in doors.
- D. Hollow Metal Frames: Where frames are fabricated in sections due to shipping or handling limitations, provide alignment plates or angles at each joint, fabricated of same thickness metal as frames.
 - 1. Welded Frames: Weld flush face joints continuously; grind, fill, dress, and make smooth, flush, and invisible.
 - 2. Sidelight and Transom Bar Frames: Provide closed tubular members with no visible face seams or joints, fabricated from same material as door frame. Fasten members at crossings and to jambs by butt welding.

3. Provide countersunk, flat- or oval-head exposed screws and bolts for exposed fasteners unless otherwise indicated.
 4. Grout Guards: Weld guards to frame at back of hardware mortises in frames to be grouted.
 5. Floor Anchors: Weld anchors to bottom of jambs and mullions with at least four spot welds per anchor.
 6. Jamb Anchors: Provide number and spacing of anchors as follows:
 - a. Masonry Type: Locate anchors not more than 18 inches (457 mm) from top and bottom of frame. Space anchors not more than 32 inches (813 mm) o.c. and as follows:
 - 1) Two anchors per jamb up to 60 inches (1524 mm) high.
 - 2) Three anchors per jamb from 60 to 90 inches (1524 to 2286 mm) high.
 - 3) Four anchors per jamb from 90 to 120 inches (2286 to 3048 mm) high.
 - 4) Four anchors per jamb plus 1 additional anchor per jamb for each 24 inches (610 mm) or fraction thereof above 120 inches (3048 mm) high.
 - b. Postinstalled Expansion Type: Locate anchors not more than 6 inches (152 mm) from top and bottom of frame. Space anchors not more than 26 inches (660 mm) o.c.
 7. Door Silencers: Except on weather-stripped doors, drill stops to receive door silencers as follows. Keep holes clear during construction.
 - a. Single-Door Frames: Drill stop in strike jamb to receive three door silencers.
- E. Fabricate concealed stiffeners, edge channels, and hardware reinforcement from either cold- or hot-rolled steel sheet.
- F. Hardware Preparation: Factory prepare hollow metal work to receive templated mortised hardware; include cutouts, reinforcement, mortising, drilling, and tapping according to the Door Hardware Schedule and templates furnished as specified in Division 08 Section "Door Hardware."
1. Locate hardware as indicated, or if not indicated, according to ANSI/SDI A250.8.
 2. Reinforce doors and frames to receive nontemplated, mortised and surface-mounted door hardware.
 3. Comply with applicable requirements in ANSI/SDI A250.6 and ANSI/DHI A115 Series specifications for preparation of hollow metal work for hardware.
- G. Stops and Moldings: Provide stops and moldings around glazed lites where indicated. Form corners of stops and moldings with butted or mitered hairline joints.
1. Single Glazed Lites: Provide fixed stops and moldings welded on secure side of hollow metal work.
 2. Multiple Glazed Lites: Provide fixed and removable stops and moldings so that each glazed lite are capable of being removed independently.
 3. Provide fixed frame moldings on outside of exterior doors and frames.
 4. Provide loose stops and moldings on inside of hollow metal work.

5. Coordinate rabbet width between fixed and removable stops with type of glazing and type of installation indicated.

2.11 STEEL FINISHES

- A. Prime Finish: Apply manufacturer's standard primer immediately after cleaning and pretreating.
 1. Shop Primer: Manufacturer's standard, fast-curing, lead- and chromate-free primer complying with ANSI/SDI A250.10 acceptance criteria; recommended by primer manufacturer for substrate; compatible with substrate and field-applied coatings despite prolonged exposure.
- B. Factory-Applied Paint Finish: Manufacturer's standard, complying with ANSI/SDI A250.3 for performance and acceptance criteria.

COLOR AND GLOSS: AS SPECIFIED IN EXTERIOR PAINTING SECTION

PART 3 - EXECUTION

3.01 EXAMINATION

- A. Examine substrates, areas, and conditions, with Installer present, for compliance with requirements for installation tolerances and other conditions affecting performance of the Work.
- B. Examine roughing-in for embedded and built-in anchors to verify actual locations before frame installation.
- C. For the record, prepare written report, endorsed by Installer, listing conditions detrimental to performance of the Work.
- D. Proceed with installation only after unsatisfactory conditions have been corrected.

3.02 PREPARATION

- A. Remove welded-in shipping spreaders installed at factory. Restore exposed finish by grinding, filling, and dressing, as required to make repaired area smooth, flush, and invisible on exposed faces.
- B. Prior to installation, adjust and securely brace welded hollow metal frames for squareness, alignment, twist, and plumbness to the following tolerances:
 1. Squareness: Plus or minus 1/16 inch (1.6 mm), measured at door rabbet on a line 90 degrees from jamb perpendicular to frame head.
 2. Alignment: Plus or minus 1/16 inch (1.6 mm), measured at jambs on a horizontal line parallel to plane of wall.
 3. Twist: Plus or minus 1/16 inch (1.6 mm), measured at opposite face corners of jambs on parallel lines, and perpendicular to plane of wall.
 4. Plumbness: Plus or minus 1/16 inch (1.6 mm), measured at jambs on a perpendicular line from head to floor.

- C. Drill and tap doors and frames to receive nontemplated, mortised, and surface-mounted door hardware.

3.03 INSTALLATION

- A. General: Install hollow metal work plumb, rigid, properly aligned, and securely fastened in place; comply with Drawings and manufacturer's written instructions.
- B. Hollow Metal Frames: Install hollow metal frames of size and profile indicated. Comply with ANSI/SDI A250.11.
 - 1. Set frames accurately in position, plumbed, aligned, and braced securely until permanent anchors are set. After wall construction is complete, remove temporary braces, leaving surfaces smooth and undamaged.
 - a. At fire-protection-rated openings, install frames according to NFPA 80.
 - b. Where frames are fabricated in sections because of shipping or handling limitations, field splice at approved locations by welding face joint continuously; grind, fill, dress, and make splice smooth, flush, and invisible on exposed faces.
 - c. Install frames with removable glazing stops located on secure side of opening.
 - d. Install door silencers in frames before grouting.
 - e. Remove temporary braces necessary for installation only after frames have been properly set and secured.
 - f. Check plumbness, squareness, and twist of frames as walls are constructed. Shim as necessary to comply with installation tolerances.
 - g. Field apply bituminous coating to backs of frames that are filled with grout containing antifreezing agents.
 - 2. Floor Anchors: Provide floor anchors for each jamb and mullion that extends to floor, and secure with postinstalled expansion anchors.
 - a. Floor anchors may be set with powder-actuated fasteners instead of postinstalled expansion anchors if so indicated and approved on Shop Drawings.
 - 3. In-Place Concrete or Masonry Construction: Secure frames in place with postinstalled expansion anchors. Countersink anchors, and fill and make smooth, flush, and invisible on exposed faces.
 - 4. Installation Tolerances: Adjust hollow metal door frames for squareness, alignment, twist, and plumb to the following tolerances:
 - a. Squareness: Plus or minus 1/16 inch (1.6 mm), measured at door rabbet on a line 90 degrees from jamb perpendicular to frame head.
 - b. Alignment: Plus or minus 1/16 inch (1.6 mm), measured at jambs on a horizontal line parallel to plane of wall.
 - c. Twist: Plus or minus 1/16 inch (1.6 mm), measured at opposite face corners of jambs on parallel lines, and perpendicular to plane of wall.
 - d. Plumbness: Plus or minus 1/16 inch (1.6 mm), measured at jambs at floor.
- C. Hollow Metal Doors: Fit hollow metal doors accurately in frames, within clearances specified below. Shim as necessary.

1. Fire-Rated Doors: Install doors with clearances according to NFPA 80.
- D. Glazing: Comply with installation requirements in Division 08 Section "Glazing" and with hollow metal manufacturer's written instructions.
 1. Secure stops with countersunk flat- or oval-head machine screws spaced uniformly not more than 9 inches (230 mm) o.c. and not more than 2 inches (50 mm) o.c. from each corner.

3.04 ADJUSTING AND CLEANING

- A. Final Adjustments: Check and readjust operating hardware items immediately before final inspection. Leave work in complete and proper operating condition. Remove and replace defective work, including hollow metal work that is warped, bowed, or otherwise unacceptable.
- B. Remove grout and other bonding material from hollow metal work immediately after installation.
- C. Prime-Coat Touchup: Immediately after erection, sand smooth rusted or damaged areas of prime coat and apply touchup of compatible air-drying, rust-inhibitive primer.
- D. Metallic-Coated Surfaces: Clean abraded areas and repair with galvanizing repair paint according to manufacturer's written instructions.

**SECTION 08 80 00
GLAZING**

PART 1 - GENERAL

1.01 RELATED WORK

- A. Applicable provisions of Division 01 shall govern work of this section.

1.02 SUMMARY

- A. This Section includes glazing for the following products and applications, including those specified in other Sections where glazing requirements are specified by reference to this Section:
1. Windows.
 2. Doors.

1.03 DEFINITIONS

- A. Manufacturers of Glass Products: Firms that produce primary glass, fabricated glass, or both, as defined in referenced glazing publications.
- B. Glass Thicknesses: Indicated by thickness designations in millimeters according to ASTM C 1036.

1.04 PERFORMANCE REQUIREMENTS

- A. General: Provide glazing systems capable of withstanding normal thermal movement and wind and impact loads without failure, including loss or glass breakage attributable to the following: defective manufacture, fabrication, and installation; failure of sealants or gaskets to remain watertight and airtight; deterioration of glazing materials; or other defects in construction.
- B. Glass Design: Glass thickness designations indicated are minimums and are for detailing only. Confirm glass thicknesses by analyzing Project loads and in-service conditions. Provide glass lites in the thickness designations indicated for various size openings, but not less than thicknesses and in strengths (annealed or heat treated) required to meet or exceed the following criteria:
1. Glass Thicknesses: Select minimum glass thicknesses to comply with ASTM E 1300, according to the following requirements:
 - a. Specified Design Wind Loads: 20 PSF.
 - b. Minimum Glass Thickness for Exterior Lites: Not less than ¼".
- C. Thermal Movements: Provide glazing that allows for thermal movements resulting from the following maximum change (range) in ambient and surface temperatures acting on glass framing members and glazing components. Base engineering calculation on surface temperatures of materials due to both solar heat gain and nighttime-sky heat loss.
1. Temperature Change (Range): 120 deg F (67 deg C), ambient; 180 deg F (100 deg C), material surfaces.

- D. Thermal and Optical Performance Properties: Provide glass with performance properties specified based on manufacturer's published test data, as determined according to procedures indicated below:
 - 1. For monolithic-glass lites, properties are based on units with lites ¼" THICK.

1.05 SUBMITTALS

- A. Product Data: For each glass product and glazing material indicated.
- B. Glazing Schedule: Use same designations indicated on Drawings for glazed openings in preparing a schedule listing glass types and thicknesses for each size opening and location.
- C. Qualification Data: For installers.
- D. Preconstruction Adhesion and Compatibility Test Report: From glazing sealant manufacturer indicating glazing sealants were tested for adhesion to glass and glazing channel substrates and for compatibility with glass and other glazing materials.
- E. Product Test Reports: For each of the following types of glazing products:
 - 1. Tempered glass.
 - 2. Glazing sealants.
 - 3. Glazing gaskets.
- F. Warranties: Special warranties specified in this Section.

1.06 QUALITY ASSURANCE

- A. Installer Qualifications: An experienced installer who has completed glazing similar in material, design, and extent to that indicated for this Project; whose work has resulted in glass installations with a record of successful in-service performance; and who employs glass installers for this Project who are certified under the National Glass Association's Certified Glass Installer Program.
- B. Source Limitations for Glass: Obtain the following through one source from a single manufacturer for each glass type: tempered glass.
- C. Source Limitations for Glazing Accessories: Obtain glazing accessories through one source from a single manufacturer for each product and installation method indicated.
- D. Glass Product Testing: Obtain glass test results for product test reports in "Submittals" Article from a qualified testing agency based on testing glass products.
 - 1. Glass Testing Agency Qualifications: An independent testing agency with the experience and capability to conduct the testing indicated, as documented according to ASTM E 548.

- E. **Elastomeric Glazing Sealant Product Testing:** Obtain sealant test results for product test reports in "Submittals" Article from a qualified testing agency based on testing current sealant formulations within a 36-month period.
 - 1. **Sealant Testing Agency Qualifications:** An independent testing agency qualified according to ASTM C 1021 to conduct the testing indicated, as documented according to ASTM E 548.
 - 2. Test elastomeric glazing sealants for compliance with requirements specified by reference to ASTM C 920, and where applicable, to other standard test methods.

- F. **Preconstruction Adhesion and Compatibility Testing:** Submit to elastomeric glazing sealant manufacturers, for testing indicated below, samples of each glazing material type, tape sealant, gasket, glazing accessory, and glass-framing member that will contact or affect elastomeric glazing sealants:
 - 1. Use ASTM C 1087 to determine whether priming and other specific joint preparation techniques are required to obtain rapid, optimum adhesion of glazing sealants to glass, tape sealants, gaskets, and glazing channel substrates.
 - 2. Submit not fewer than two pieces of each type of material, including joint substrates, shims, joint-sealant backings, secondary seals, and miscellaneous materials.
 - 3. Schedule sufficient time for testing and analyzing results to prevent delaying the Work.
 - 4. For materials failing tests, obtain sealant manufacturer's written instructions for corrective measures, including the use of specially formulated primers.
 - 5. Testing will not be required if elastomeric glazing sealant manufacturers submit data based on previous testing of current sealant products for adhesion to, and compatibility with, glazing materials matching those submitted.

- G. **Safety Glazing Products:** Comply with testing requirements in 16 CFR 1201
 - 1. Subject to compliance with requirements, obtain safety glazing products permanently marked with certification label of the Safety Glazing Certification Council or another certification agency acceptable to authorities having jurisdiction.

- H. **Glazing Publications:** Comply with published recommendations of glass product manufacturers and organizations below, unless more stringent requirements are indicated. Refer to these publications for glazing terms not otherwise defined in this Section or in referenced standards.
 - 1. **GANA Publications:** GANA's "Glazing Manual."

- I. **Pre-installation Conference:** Conduct conference at Project site to comply with requirements in Division 01 Section "Project Management and Coordination."

1.07 DELIVERY, STORAGE, AND HANDLING

- A. Protect glazing materials according to manufacturer's written instructions and as needed to prevent damage to glass and glazing materials from condensation, temperature changes, direct exposure to sun, or other causes.

1.08 PROJECT CONDITIONS

- A. Environmental Limitations: Do not proceed with glazing when ambient and substrate temperature conditions are outside limits permitted by glazing material manufacturers and when glazing channel substrates are wet from rain, frost, condensation, or other causes.
 - 1. Do not install liquid glazing sealants when ambient and substrate temperature conditions are outside limits permitted by glazing sealant manufacturer or below 40 deg F (4.4 deg C).

PART 2 - PRODUCTS

2.01 MANUFACTURERS

- A. In other Part 2 articles where titles below introduce lists, the following requirements apply to product selection:
 - 1. Available Products: Subject to compliance with requirements, products that may be incorporated into the Work include, but are not limited to, products specified.
 - 2. Available Manufacturers: Subject to compliance with requirements, manufacturers offering products that may be incorporated into the Work include, but are not limited to, manufacturers specified.

2.02 GLASS PRODUCTS

- A. Tempered Glass: ASTM C 1048, FT (¼" fully tempered), Type I transparent flat, Class 1 (clear), and of quality Q3.

2.03 GLAZING GASKETS

- A. Dense Compression Gaskets: Molded or extruded gaskets of material indicated below, complying with standards referenced with name of elastomer indicated below, and of profile and hardness required to maintain watertight seal:
 - 1. Neoprene, ASTM C 864.
 - 2. EPDM, ASTM C 864.
 - 3. Silicone, ASTM C 1115.
 - 4. Thermoplastic polyolefin rubber, ASTM C 1115.
 - 5. Any material indicated above.
- B. Soft Compression Gaskets: Extruded or molded, closed-cell, integral-skinned gaskets of material indicated below; complying with ASTM C 509, Type II, black; and of profile and hardness required to maintain watertight seal:
 - 1. Neoprene.
 - 2. EPDM.
 - 3. Silicone.
 - 4. Thermoplastic polyolefin rubber.
 - 5. Any material indicated above.

- C. Lock-Strip Gaskets: Neoprene extrusions in size and shape indicated, fabricated into frames with molded corner units and zipper lock-strips, complying with ASTM C 542, black.

2.04 GLAZING SEALANTS

- A. General: Provide products of type indicated, complying with the following requirements:
1. Compatibility: Select glazing sealants that are compatible with one another and with other materials they will contact, including glass products, seals of insulating-glass units, and glazing channel substrates, under conditions of service and application, as demonstrated by sealant manufacturer based on testing and field experience.
 2. Suitability: Comply with sealant and glass manufacturers' written instructions for selecting glazing sealants suitable for applications indicated and for conditions existing at time of installation.
 3. VOC Content: For sealants used inside of the weatherproofing system, not more than 250 g/L when calculated according to 40 CFR 59, Subpart D (EPA Method 24).
- B. Elastomeric Glazing Sealants: Comply with ASTM C 920 and other requirements indicated for each liquid-applied chemically curing sealant specified, including those referencing ASTM C 920 classifications for type, grade, class, and uses related to exposure and joint substrates.
1. Single-Component Silicone Glazing Sealants GS:-
 - a. Products:
 - 1) Dow Corning Corporation; 790.
 - 2) GE Silicones; SilPruf LM SCS2700.
 - 3) Tremco; Spectrem 1 (Basic).
 - 4) GE Silicones; SilPruf SCS2000.
 - 5) Sonneborn, Div. of ChemRex, Inc.; Omniseal.
 - 6) Tremco; Spectrem 3.
 - b. Type and Grade: S (single component) and NS (nonsag).
 - c. Class: 50.
 - d. Use Related to Exposure: NT (nontraffic).
 - e. Uses Related to Glazing Substrates: M, G, A, and, as applicable to glazing substrates.
 2. Neutral-Curing Silicone Glazing Sealants GS:-
 - a. Products:
 - 1) Dow Corning Corporation; 791.
 - 2) Dow Corning Corporation; 795.
 - 3) GE Silicones; SilPruf NB SCS9000.
 - 4) GE Silicones; UltraPruf II SCS2900.
 - b. Type and Grade: S (single component) and NS (nonsag).
 - c. Class: 50.
 - d. Use Related to Exposure: NT (nontraffic).
 - e. Uses Related to Glazing Substrates: M, G, A, and, as applicable to glazing substrates indicated.
 3. Class 25 Neutral-Curing Silicone Glazing Sealant GS
 - a. Products:
 - 1) Dow Corning Corporation; 799.

- 2) GE Silicones; UltraGlaze SSG4000.
 - 3) GE Silicones; UltraGlaze SSG4000AC.
 - 4) Tremco; Proglaze SG.
 - 5) Tremco; Spectrem 2.
 - 6) Tremco; Tremsil 600.
- b. Type and Grade: S (single component) and NS (nonsag).
 - c. Class: 25.
 - d. Use Related to Exposure: NT (nontraffic).
 - e. Uses Related to Glazing Substrates: M, G, A, and, as applicable to glazing substrates indicated.
 - f. Type and Grade: S (single component) and NS (nonsag).
 - g. Class: 25.
 - h. Use Related to Exposure: NT (nontraffic).
 - i. Uses Related to Glazing Substrates: G, A, and, as applicable to glazing substrates indicated.
- C. Glazing Sealants for Fire-Resistive Glazing Products: Identical to products used in test assemblies to obtain fire-protection rating.

2.05 GLAZING TAPES

- A. Back-Bedding Mastic Glazing Tapes: Preformed, butyl-based elastomeric tape with a solids content of 100 percent; nonstaining and nonmigrating in contact with nonporous surfaces; with or without spacer rod as recommended in writing by tape and glass manufacturers for application indicated; packaged on rolls with a release paper backing; and complying with ASTM C 1281 and AAMA 800 for products indicated below:
1. AAMA 804.3 tape, where indicated.
 2. AAMA 806.3 tape, for glazing applications in which tape is subject to continuous pressure.
 3. AAMA 807.3 tape, for glazing applications in which tape is not subject to continuous pressure.
- B. Expanded Cellular Glazing Tapes: Closed-cell, PVC foam tapes; factory coated with adhesive on both surfaces; packaged on rolls with release liner protecting adhesive; and complying with AAMA 800 for the following types:
1. Type 1, for glazing applications in which tape acts as the primary sealant.
 2. Type 2, for glazing applications in which tape is used in combination with a full bead of liquid sealant.

2.06 MISCELLANEOUS GLAZING MATERIALS

- A. General: Provide products of material, size, and shape complying with referenced glazing standard, requirements of manufacturers of glass and other glazing materials for application indicated, and with a proven record of compatibility with surfaces contacted in installation.
- B. Cleaners, Primers, and Sealers: Types recommended by sealant or gasket manufacturer.
- C. Setting Blocks: Elastomeric material with a Shore, Type A durometer hardness of 85, plus or minus 5.

- D. Spacers: Elastomeric blocks or continuous extrusions with a Shore, Type A durometer hardness required by glass manufacturer to maintain glass lites in place for installation indicated.
- E. Edge Blocks: Elastomeric material of hardness needed to limit glass lateral movement (side walking).
- F. Cylindrical Glazing Sealant Backing: ASTM C 1330, Type O (open-cell material), of size and density to control glazing sealant depth and otherwise produce optimum glazing sealant performance.
- G. Perimeter Insulation for Fire-Resistive Glazing: Identical to product used in test assembly to obtain fire-resistance rating.

2.07 FABRICATION OF GLAZING UNITS

- A. Fabricate glazing units in sizes required to glaze openings indicated for Project, with edge and face clearances, edge and surface conditions, and bite complying with written instructions of product manufacturer and referenced glazing publications, to comply with system performance requirements.
- B. Clean-cut or flat-grind vertical edges of butt-glazed monolithic lites in a manner that produces square edges with slight kerfs at junctions with outdoor and indoor faces.
- C. Grind smooth and polish exposed glass edges and corners.

PART 3 - EXECUTION

3.01 EXAMINATION

- A. Examine framing glazing, with Installer present, for compliance with the following:
 - 1. Manufacturing and installation tolerances, including those for size, squareness, and offsets at corners.
 - 2. Presence and functioning of weep system.
 - 3. Minimum required face or edge clearances.
 - 4. Effective sealing between joints of glass-framing members.
- B. Proceed with installation only after unsatisfactory conditions have been corrected.

3.02 PREPARATION

- A. Clean glazing channels and other framing members receiving glass immediately before glazing. Remove coatings not firmly bonded to substrates.

3.03 GLAZING, GENERAL

- A. Comply with combined written instructions of manufacturers of glass, sealants, gaskets, and other glazing materials, unless more stringent requirements are indicated, including those in referenced glazing publications.

- B. Glazing channel dimensions, as indicated on Drawings, provide necessary bite on glass, minimum edge and face clearances, and adequate sealant thicknesses, with reasonable tolerances. Adjust as required by Project conditions during installation.
- C. Protect glass edges from damage during handling and installation. Remove damaged glass from Project site and legally dispose of off Project site. Damaged glass is glass with edge damage or other imperfections that, when installed, could weaken glass and impair performance and appearance.
- D. Apply primers to joint surfaces where required for adhesion of sealants, as determined by preconstruction sealant-substrate testing.
- E. Install setting blocks in sill rabbets, sized and located to comply with referenced glazing publications, unless otherwise required by glass manufacturer. Set blocks in thin course of compatible sealant suitable for heel bead.
- F. Do not exceed edge pressures stipulated by glass manufacturers for installing glass lites.
- G. Provide spacers for glass lites where length plus width is larger than 50 inches (1270 mm) as follows:
 - 1. Locate spacers directly opposite each other on both inside and outside faces of glass. Install correct size and spacing to preserve required face clearances, unless gaskets and glazing tapes are used that have demonstrated ability to maintain required face clearances and to comply with system performance requirements.
 - 2. Provide 1/8-inch (3-mm) minimum bite of spacers on glass and use thickness equal to sealant width. With glazing tape, use thickness slightly less than final compressed thickness of tape.
- H. Provide edge blocking where indicated or needed to prevent glass lites from moving sideways in glazing channel, as recommended in writing by glass manufacturer and according to requirements in referenced glazing publications.
- I. Set glass lites in each series with uniform pattern, draw, bow, and similar characteristics.
- J. Where wedge-shaped gaskets are driven into one side of channel to pressurize sealant or gasket on opposite side, provide adequate anchorage so gasket cannot walk out when installation is subjected to movement.
- K. Square cut wedge-shaped gaskets at corners and install gaskets in a manner recommended by gasket manufacturer to prevent corners from pulling away; seal corner joints and butt joints with sealant recommended by gasket manufacturer.

3.04 TAPE GLAZING

- A. Position tapes on fixed stops so that, when compressed by glass, their exposed edges are flush with or protrude slightly above sightline of stops.

- B. Install tapes continuously, but not necessarily in one continuous length. Do not stretch tapes to make them fit opening.
- C. Cover vertical framing joints by applying tapes to heads and sills first and then to jambs. Cover horizontal framing joints by applying tapes to jambs and then to heads and sills.
- D. Place joints in tapes at corners of opening with adjoining lengths butted together, not lapped. Seal joints in tapes with compatible sealant approved by tape manufacturer.
- E. Do not remove release paper from tape until just before each glazing unit is installed.
- F. Apply heel bead of elastomeric sealant.
- G. Center glass lites in openings on setting blocks and press firmly against tape by inserting dense compression gaskets formed and installed to lock in place against faces of removable stops. Start gasket applications at corners and work toward centers of openings.
- H. Apply cap bead of elastomeric sealant over exposed edge of tape.

3.05 GASKET GLAZING (DRY)

- A. Fabricate compression gaskets in lengths recommended by gasket manufacturer to fit openings exactly, with allowance for stretch during installation.
- B. Insert soft compression gasket between glass and frame or fixed stop so it is securely in place with joints miter cut and bonded together at corners.
- C. Center glass lites in openings on setting blocks and press firmly against soft compression gasket by inserting dense compression gaskets formed and installed to lock in place against faces of removable stops. Start gasket applications at corners and work toward centers of openings. Compress gaskets to produce a weathertight seal without developing bending stresses in glass. Seal gasket joints with sealant recommended by gasket manufacturer.
- D. Install gaskets so they protrude past face of glazing stops.

3.06 SEALANT GLAZING (WET)

- A. Install continuous spacers, or spacers combined with cylindrical sealant backing, between glass lites and glazing stops to maintain glass face clearances and to prevent sealant from extruding into glass channel and blocking weep systems until sealants cure. Secure spacers or spacers and backings in place and in position to control depth of installed sealant relative to edge clearance for optimum sealant performance.
- B. Force sealants into glazing channels to eliminate voids and to ensure complete wetting or bond of sealant to glass and channel surfaces.
- C. Tool exposed surfaces of sealants to provide a substantial wash away from glass.

3.07 LOCK-STRIP GASKET GLAZING

- A. Comply with ASTM C 716 and gasket manufacturer's written instructions. Provide supplementary wet seal and weep system, unless otherwise indicated.

3.08 CLEANING AND PROTECTION

- A. Protect exterior glass from damage immediately after installation by attaching crossed streamers to framing held away from glass. Do not apply markers to glass surface. Remove nonpermanent labels, and clean surfaces.
- B. Protect glass from contact with contaminating substances resulting from construction operations, including weld splatter. If, despite such protection, contaminating substances do come into contact with glass, remove substances immediately as recommended by glass manufacturer.
- C. Examine glass surfaces adjacent to or below exterior concrete and other masonry surfaces at frequent intervals during construction, but not less than once a month, for buildup of dirt, scum, alkaline deposits, or stains; remove as recommended in writing by glass manufacturer.
- D. Remove and replace glass that is broken, chipped, cracked, or abraded or that is damaged from natural causes, accidents, and vandalism, during construction period.
- E. Wash glass on both exposed surfaces in each area of Project not more than four days before date scheduled for inspections that establish date of Substantial Completion. Wash glass as recommended in writing by glass manufacturer.

SECTION E: PROPOSAL

2013 PARKING GARAGE MAINTENANCE
CONTRACT NO. 7069

Bidder must state a Unit Price and Total Bid for each item. The Total Bid for each item must be the product of quantity, by Unit Price. The Grand Total must be the sum of the Total Bids for the various items. In case of multiplication errors or addition errors, the Grand Total with corrected multiplication and/or addition shall determine the Grand Total bid for each contract. The Unit Price and Total Bid must be entered numerically in the spaces provided. All words and numbers shall be written in ink.

1. The undersigned having familiarized himself/herself with the Contract documents, including Advertisement for Bids, Instructions to Bidders, Form of Proposal, City of Madison Standard Specifications for Public Works Construction - 2013 Edition thereto, Form of Agreement, Form of Bond, and Addenda issued and attached to the plans and specifications on file in the office of the City Engineer, hereby proposes to provide and furnish all the labor, materials, tools, and expendable equipment necessary to perform and complete in a workmanlike manner the specified construction on this project for the City of Madison; all in accordance with the plans and specifications as prepared by the City Engineer, including Addenda to the Contract Nos. 1, 2 through _____ issued thereto, at the prices for said work as contained in this proposal.
2. If awarded the Contract, we will initiate action within seven (7) days after notification or in accordance with the date specified in the contract to begin work and will proceed with diligence to bring the project to full completion within the number of work days allowed in the Contract or by the calendar date stated in the Contract.
3. The undersigned Bidder or Contractor certifies that he/she is not a party to any contract, combination in form of trust or otherwise, or conspiracy in restraint of trade or commerce or any other violation of the anti-trust laws of the State of Wisconsin or of the United States, with respect to this bid or contract or otherwise.
4. Accompanying this Proposal is Bid Bond or Certified Check in the amount of 5% of base bid Dollars (\$ _____) or a Certificate of Biennial Bid Bond as required by the Advertisement for Bids.

(IF BID BOND IS USED, IT SHALL BE SUBMITTED ON THE FORMS PROVIDED BY THE CITY. FAILURE TO DO SO MAY RESULT IN REJECTION OF THE BID).


5. I hereby certify that all statements herein are made on behalf of LS BLACK CONSTRUCTORS, INC. (name of corporation, partnership, or person submitting bid) a corporation organized and existing under the laws of the State of MINNESOTA a partnership consisting of _____; an individual trading as _____; of the City of _____; State of _____; that I have examined and carefully prepared this Proposal, from the plans and specifications and have checked the same in detail before submitting this Proposal; that I have fully authority to make such statements and submit this Proposal in (its, their) behalf; and that the said statements are true and correct.

[Signature]
SIGNATURE STERLING BLACK

CEO
TITLE, IF ANY

Sworn and subscribed to before me this 5th day of April 2013

(Notary Public or other officer authorized to administer oaths)
My Commission Expires 1/31/18



Bidders shall not add any conditions or qualifying statements to this Proposal.

**2013 PARKING GARAGE MAINTENANCE
CONTRACT NO. 7069**

State of Wisconsin
Department of Workforce Development
Equal Rights Division
Labor Standards Bureau

Disclosure of Ownership

Notice required under Section 15.04(1)(m), Wisconsin Statutes. The statutory authority for the use of this form is prescribed in Sections 66.0903(12)(d) and 103.49(7)(d), Wisconsin Statutes. The use of this form is mandatory. The penalty for failing to complete this form is prescribed in Section 103.005(12), Wisconsin Statutes. Personal information you provide may be used for secondary purposes.

- (1) On the date a contractor submits a bid to or completes negotiations with a state agency or local governmental unit, on a project subject to Section 66.0903 or 103.49, Wisconsin Statutes, the contractor shall disclose to such state agency or local governmental unit the name of any "other construction business", which the contractor, or a shareholder, officer or partner of the contractor, owns or has owned within the preceding three (3) years.
- (2) The term "other construction business" means any business engaged in the erection, construction, remodeling, repairing, demolition, altering or painting and decorating of buildings, structures or facilities. It also means any business engaged in supplying mineral aggregate, or hauling excavated material or spoil as provided by Sections 66.0903(3), 103.49(2) and 103.50(2), Wisconsin Statutes.
- (3) This form must **ONLY** be filed, with the state agency or local governmental unit that will be awarding the contract, if **both (A) and (B) are met.**
 - (A) The contractor, or a shareholder, officer or partner of the contractor:
 - (1) Owns at least a 25% interest in the "other construction business", indicated below, on the date the contractor submits a bid or completes negotiations.
 - (2) Or has owned at least a 25% interest in the "other construction business" at any time within the preceding three (3) years.
 - (B) The Wisconsin Department of Workforce Development (DWD) has determined that the "other construction business" has failed to pay the prevailing wage rate or time and one-half the required hourly basic rate of pay, for hours worked in excess of the prevailing hours of labor, to any employee at any time within the preceding three (3) years.

Other Construction Business

Name of Business *N/A*

Street Address or P O Box	City	State	Zip Code
---------------------------	------	-------	----------

Name of Business

Street Address or P O Box	City	State	Zip Code
---------------------------	------	-------	----------

Name of Business

Street Address or P O Box	City	State	Zip Code
---------------------------	------	-------	----------

I hereby state under penalty of perjury that the information, contained in this document, is true and accurate according to my knowledge and belief.

Print the Name of Authorized Officer

Signature of Authorized Officer	Date Signed
---------------------------------	-------------

Name of Corporation, Partnership or Sole Proprietorship

Street Address or P O Box	City	State	Zip Code
---------------------------	------	-------	----------

If you have any questions call (608) 266-0028

2013 PARKING GARAGE MAINTENANCE
CONTRACT NO. 7069

Best Value Contracting

1. The Contractor shall indicate the non-apprenticeable trades used on this contract.

N/A

2. Some Contractors are exempt due to the size of the work force. Apprenticeable trades are those trades considered apprenticeable by the State of Wisconsin.

Check Here if the Contractor has a total skilled work force of four or less individuals in all apprenticeable trades combined. This contractor is exempt from Best Value Contracting.

3. The Contractor shall indicate on page E-4 which apprenticeable trades are to be used on this Contract and shall indicate by checking the appropriate box for the trades used, how the contractor will comply with Madison General Ordinance 33.07(7).

Legend

Number of Journeyworkers	The Contractor shall indicated for trades to be used on this Contract only, the number of journeyworkers that the Contractor has employed company wide.
W-ATT	The Contractor is an active trade trainer in the State of Wisconsin for the trade indicated.
US-ATT	The Contractor is an active trade trainer in an apprenticeship program approved by the U.S. Department of Labor or another state apprenticeship agency in the trade indicated.
SB-ATT	The Contractor shall become an active trade trainer prior to beginning work on the Contract in the trade indicated.

- The Contractor has reviewed the list on page E-4 and shall not use any apprenticeable trades on this project.
- The Contractor has reviewed this list on E-4 and has checked the appropriate box by each apprenticeable trade to be used on the project.

**2013 PARKING GARAGE MAINTENANCE
CONTRACT NO. 7069**

Apprenticeable Trades

Check the box in the column "Trade Used on This Project" for each apprenticeable trades used on this project. For those trades used on the project indicated the number of journeyworkers that are employed company wide and check a box to the right of the trade as to how the Contractor will comply MGO 33.07(7). Refer to the legend on page E-3 for the meaning associated with each heading. The Contractor must check one of the boxes on the right for each apprenticeable trade used and checked on the left.

Trade Used on Contract	Apprenticeable Trades	Number of Journeyworkers	W-ATT	US-ATT	SB-ATT
<input type="checkbox"/>	Bricklayer		<input type="checkbox"/>	<input type="checkbox"/>	<input type="checkbox"/>
<input type="checkbox"/>	Carpenter		<input type="checkbox"/>	<input type="checkbox"/>	<input type="checkbox"/>
<input checked="" type="checkbox"/>	Cement Mason / Concrete Finisher		<input type="checkbox"/>	<input checked="" type="checkbox"/>	<input type="checkbox"/>
<input type="checkbox"/>	Cement Mason (Heavy Highway)		<input type="checkbox"/>	<input type="checkbox"/>	<input type="checkbox"/>
<input checked="" type="checkbox"/>	Construction Craft Laborer		<input type="checkbox"/>	<input checked="" type="checkbox"/>	<input type="checkbox"/>
<input type="checkbox"/>	Data Communication Installer		<input type="checkbox"/>	<input type="checkbox"/>	<input type="checkbox"/>
<input type="checkbox"/>	Electrician		<input type="checkbox"/>	<input type="checkbox"/>	<input type="checkbox"/>
<input type="checkbox"/>	Environmental Systems Technician / HVAC Service Tech/HVAC Install / Service		<input type="checkbox"/>	<input type="checkbox"/>	<input type="checkbox"/>
<input type="checkbox"/>	Glazier		<input type="checkbox"/>	<input type="checkbox"/>	<input type="checkbox"/>
<input type="checkbox"/>	Heavy Equipment Operator / Operating Engineer		<input type="checkbox"/>	<input type="checkbox"/>	<input type="checkbox"/>
<input type="checkbox"/>	Insulation Worker (Heat & Frost)		<input type="checkbox"/>	<input type="checkbox"/>	<input type="checkbox"/>
<input type="checkbox"/>	Iron Worker		<input type="checkbox"/>	<input type="checkbox"/>	<input type="checkbox"/>
<input type="checkbox"/>	Iron Worker (Assembler, Metal Bldgs)		<input type="checkbox"/>	<input type="checkbox"/>	<input type="checkbox"/>
<input type="checkbox"/>	Painter & Decorator		<input type="checkbox"/>	<input type="checkbox"/>	<input type="checkbox"/>
<input type="checkbox"/>	Plasterer		<input type="checkbox"/>	<input type="checkbox"/>	<input type="checkbox"/>
<input type="checkbox"/>	Plumber		<input type="checkbox"/>	<input type="checkbox"/>	<input type="checkbox"/>
<input type="checkbox"/>	Residential Electrician		<input type="checkbox"/>	<input type="checkbox"/>	<input type="checkbox"/>
<input type="checkbox"/>	Roofer & Waterproofer		<input type="checkbox"/>	<input type="checkbox"/>	<input type="checkbox"/>
<input type="checkbox"/>	Sheet Metal Worker		<input type="checkbox"/>	<input type="checkbox"/>	<input type="checkbox"/>
<input type="checkbox"/>	Sprinklerfitter		<input type="checkbox"/>	<input type="checkbox"/>	<input type="checkbox"/>
<input type="checkbox"/>	Steamfitter		<input type="checkbox"/>	<input type="checkbox"/>	<input type="checkbox"/>
<input type="checkbox"/>	Steamfitter (Refrigeration)		<input type="checkbox"/>	<input type="checkbox"/>	<input type="checkbox"/>
<input type="checkbox"/>	Steamfitter (Service)		<input type="checkbox"/>	<input type="checkbox"/>	<input type="checkbox"/>
<input type="checkbox"/>	Taper & Finisher		<input type="checkbox"/>	<input type="checkbox"/>	<input type="checkbox"/>
<input type="checkbox"/>	Telecommunications (Voice, Data & Video) Installer-Technician		<input type="checkbox"/>	<input type="checkbox"/>	<input type="checkbox"/>
<input type="checkbox"/>	Tile Setter		<input type="checkbox"/>	<input type="checkbox"/>	<input type="checkbox"/>

PROPOSAL
2013 PARKING RAMP MAINTENANCE
CONTRACT # 7069

L.S. BLACK CONSTRUCTORS, INC.
NAME OF BIDDER

L.S. BLACK CONSTRUCTORS, INC.
1959 Sloan Place - Suite 140
St. Paul, MN 55117

Item No.	Type of Work	Est Qty	Unit	Unit Price	Total Bid
1.	Topside slab repair at unbonded overlay	1,800.00	SF	25 ⁻	45,000 ⁻
2.	Tobside slab repair below one layer of reinforcing steel	2,910.00	SF	25 ³⁰	73,623 ⁻
3.	Topside slab repair below two layers of reinforcing steel	2,900.00	SF	29 ⁹⁰	86,710 ⁻
4.	Full depth slab replacement	410.00	SF	43 ⁻	17,630 ⁻
5.	Concrete repair at bottom of slab and beams	160.00	SF	57 ⁵⁰	9,200 ⁻
6.	Patch removal area using quickset concrete	350.00	SF	27 ⁶⁰	9,660 ⁻
7.	Concrete repair at vertical surfaces	120.00	SF	47 ¹⁵	5,658 ⁻
8.	Install supplemental reinforcing steel	600.00	Lbs	4 ⁶⁰	2,760 ⁻
9.	Replace sealant at horizontal and vertical surfaces	4,900.00	LF	3 ⁶⁸	18,032 ⁻
10.	Rout and seal cracks	4,500.00	LF	3 ⁴¹	15,345 ⁻
11.	Replace sealant at slab edge adjacent to parapet	750.00	LF	4 ⁻	3,000 ⁻
12.	Full System Membrane placement	5,070.00	SF	5 ²⁵	26,617 ⁵⁰
13.	Membrane wear coat and top coat placement	87,690.00	SF	2 ²³	248,162 ⁷⁰
14.	Window frame replacement at SScO ramp	1.00	EA	892 ⁵⁰	892 ⁵⁰
15.	Fabricate and install wire mesh infill panel-West end SSCL ramp	580.00	LF	47 ²⁵	27,405 ⁻
16.	Fabricate and install vehicle barrier-level 4 of SSCL ramp	270.00	LF	113 ⁴⁰	30,618 ⁻
17.	Replace grout below spandrel haunches-top level of SScO ramp	30.00	EA	86 ¹⁰	2583 ⁻
Grand Total					622,896 ⁷⁰

V Amb B

SECTION F: BID BOND

KNOW ALL MEN BY THESE PRESENT, THAT L.S. Black Constructors, Inc.
(a corporation of the State of Minnesota) (~~MINNESOTA~~), (~~MINNESOTA~~), hereinafter referred to as
the "Principal") and Federal *, a corporation of the State of New Jersey (hereinafter referred
to as the "Surety") and licensed to do business in the State of Wisconsin, are held and firmly bound unto
the City of Madison, (hereinafter referred to as the "Obligee"), in the sum of five per cent (5%) of the
amount of the total bid or bids of the Principal herein accepted by the Obligee, for the payment of which
the Principal and the Surety bind themselves, their heirs, executors, administrators, successors and
assigns, jointly and severally, firmly by these presents.

The conditions of this obligation are such that, whereas the Principal has submitted, to the City of
Madison a certain bid, including the related alternate, and substitute bids attached hereto and hereby made
a part hereof, to enter into a contract in writing for the construction of:

2013 PARKING GARAGE MAINTENANCE
CONTRACT NO. 7069



1. If said bid is rejected by the Obligee, then this obligation shall be void.
2. If said bid is accepted by the Obligee and the Principal shall execute and deliver a contract in the
form specified by the Obligee (properly completed in accordance with said bid) and shall furnish
a bond for his/her faithful performance of said contract, and for the payment of all persons
performing labor or furnishing materials in connection therewith, and shall in all other respects
perform the agreement created by the acceptance of said bid, then this obligation shall be void.

If said bid is accepted by the Obligee and the Principal shall fail to execute and deliver the
contract and the performance and payment bond noted in 2. above executed by this Surety, or
other Surety approved by the City of Madison, all within the time specified or any extension
thereof, the Principal and Surety agree jointly and severally to forfeit to the Obligee as liquidated
damages the sum mentioned above, it being understood that the liability of the Surety for any and
all claims hereunder shall in no event exceed the sum of this obligation as stated, and it is further
understood that the Principal and Surety reserve the right to recover from the Obligee that portion
of the forfeited sum which exceed the actual liquidated damages incurred by the Obligee.

The Surety, for value received, hereby stipulates and agrees that the obligations of said Surety
and its bond shall be in no way impaired or affected by an extension of the time within which the
Obligee may accept such bid, and said Surety does hereby waive notice of any such extension.

*Insurance Company

IN WITNESS WHEREOF, the Principal and the Surety have hereunto set their hands and seals, and such of them as are corporations have caused their corporate seals to be hereto affixed and these presents to be signed by their proper officers, on the day and year set forth below.

Seal L.S. Black Constructors, Inc. April 5, 2013
Principal _____ Date _____
By: 
Sterling Black, CEO
Federal Insurance Company
Name of Surety _____
By:  April 5, 2013
Bruce N. Telander, Attorney-in-Fact _____ Date _____

This certifies that I have been duly licensed as an agent for the above company in Wisconsin under License No. 724476 for the year 2013, and appointed as attorney in fact with authority to execute this bid bond and the payment and performance bond referred to above, which power of attorney has not been revoked.

April 5, 2013 Bruce N. Telander / Cobb Strecker Dunphy & Zimmermann, Inc.
Date Agent
150 S. Fifth St., #2800
Address
Minneapolis, MN 55402
City, State and Zip Code
612-349-2400
Telephone Number

NOTE TO SURETY & PRINCIPAL

The bid submitted which this bond guarantees may be rejected if the following instrument is not attached to this bond:

Power of Attorney showing that the agent of Surety is currently authorized to execute bonds on behalf of the Surety, and in the amounts referenced above.

ACKNOWLEDGMENT OF CORPORATION

State of Minnesota }
County of Hennepin }
ss.

On this 5th day of April, 2013 before me appeared Sterling Black


to me personally known, who, being by me duly sworn, did say that (s) he is/are the CEO of L.S. Black Constructors, Inc., a corporation, that the seal affixed to the forgoing instrument is the corporate seal of said corporation, (If no seal, so state, and strike out above as to corporate seal) and that said instrument was executed in behalf of said corporation by authority of its Board of Directors; and that said Sterling Black acknowledged said instrument to be the free act and deed of said corporation.

Notary Public Hennepin County, MN
My commission expires 1/31/16

ACKNOWLEDGMENT OF CORPORATE SURETY

State of Minnesota }
County of Hennepin }
ss.

On this 5th day of April, 2013, before me appeared Bruce N. Telander to me personally known, who being by me duly sworn, did say that (s)he is the Attorney-in-Fact of Federal Insurance Company a corporation, that the seal affixed to the foregoing instrument is the corporate seal of said corporation and that said instrument was executed in behalf of said corporation by authority of its Board of Directors; and that said Bruce N. Telander acknowledged said instrument to be the free act and deed of said corporation.



Signature of Notary Public
Notary Public Hennepin County, MN
My commission expires 1/31/16



Chubb
Surety

POWER
OF
ATTORNEY

Federal Insurance Company
Vigilant Insurance Company
Pacific Indemnity Company

Attn: Surety Department
15 Mountain View Road
Warren, NJ 07059

Know All by These Presents, That FEDERAL INSURANCE COMPANY, an Indiana corporation, VIGILANT INSURANCE COMPANY, a New York corporation, and PACIFIC INDEMNITY COMPANY, a Wisconsin corporation, do each hereby constitute and appoint Sandra M. Doze, R. Scott Egginton, R W Frank, Linda K. French, Joshua R. Loftis, John P. Martinsen, Nicole M. Nelson, Brian J. Oestreich, Donald R. Olson, Craig H. Remick, John E. Tauer, Bruce N. Telander and Rachel A. Thomas of Minneapolis, Minnesota-----

each as their true and lawful Attorney- In- Fact to execute under such designation in their names and to affix their corporate seals to and deliver for and on their behalf as surety thereon or otherwise, bonds and undertakings and other writings obligatory in the nature thereof (other than bail bonds) given or executed in the course of business, and any instruments amending or altering the same, and consents to the modification or alteration of any instrument referred to in said bonds or obligations.

In Witness Whereof, said FEDERAL INSURANCE COMPANY, VIGILANT INSURANCE COMPANY, and PACIFIC INDEMNITY COMPANY have each executed and attested these presents and affixed their corporate seals on this 28th day of June, 2011.

Kenneth C. Wendel, Assistant Secretary

David B. Norris, Jr., Vice President

STATE OF NEW JERSEY
County of Somerset ss.

On this 28th day of June, 2011 before me, a Notary Public of New Jersey, personally came Kenneth C. Wendel, to me known to be Assistant Secretary of FEDERAL INSURANCE COMPANY, VIGILANT INSURANCE COMPANY, and PACIFIC INDEMNITY COMPANY, the companies which executed the foregoing Power of Attorney, and the said Kenneth C. Wendel, being by me duly sworn, did depose and say that he is Assistant Secretary of FEDERAL INSURANCE COMPANY, VIGILANT INSURANCE COMPANY, and PACIFIC INDEMNITY COMPANY and knows the corporate seals thereof, that the seals affixed to the foregoing Power of Attorney are such corporate seals and were thereto affixed by authority of the By- Laws of said Companies; and that he signed said Power of Attorney as Assistant Secretary of said Companies by like authority; and that he is acquainted with David B. Norris, Jr., and knows him to be Vice President of said Companies; and that the signature of David B. Norris, Jr., subscribed to said Power of Attorney is in the genuine handwriting of David B. Norris, Jr., and was thereto subscribed by authority of said By- Laws and in deponent's presence.

Notarial Seal



KATHERINE J. ADELAAR
NOTARY PUBLIC OF NEW JERSEY
No. 2316685
Commission Expires July 14, 2014

Notary Public

CERTIFICATION

Extract from the By- Laws of FEDERAL INSURANCE COMPANY, VIGILANT INSURANCE COMPANY, and PACIFIC INDEMNITY COMPANY:

"All powers of attorney for and on behalf of the Company may and shall be executed in the name and on behalf of the Company, either by the Chairman or the President or a Vice President or an Assistant Vice President, jointly with the Secretary or an Assistant Secretary, under their respective designations. The signature of such officers may be engraved, printed or lithographed. The signature of each of the following officers: Chairman, President, any Vice President, any Assistant Vice President, any Secretary, any Assistant Secretary and the seal of the Company may be affixed by facsimile to any power of attorney or to any certificate relating thereto appointing Assistant Secretaries or Attorneys- In- Fact for purposes only of executing and attesting bonds and undertakings and other writings obligatory in the nature thereof, and any such power of attorney or certificate bearing such facsimile signature or facsimile seal shall be valid and binding upon the Company and any such power so executed and certified by such facsimile signature and facsimile seal shall be valid and binding upon the Company with respect to any bond or undertaking to which it is attached."

I, Kenneth C. Wendel, Assistant Secretary of FEDERAL INSURANCE COMPANY, VIGILANT INSURANCE COMPANY, and PACIFIC INDEMNITY COMPANY

(the "Companies") do hereby certify that

- (i) the foregoing extract of the By- Laws of the Companies is true and correct,
- (ii) the Companies are duly licensed and authorized to transact surety business in all 50 of the United States of America and the District of Columbia and are authorized by the U.S. Treasury Department; further, Federal and Vigilant are licensed in Puerto Rico and the U.S. Virgin Islands, and Federal is licensed in American Samoa, Guam, and each of the Provinces of Canada except Prince Edward Island; and
- (iii) the foregoing Power of Attorney is true, correct and in full force and effect.

Given under my hand and seals of said Companies at Warren, NJ this 5TH day of APRIL, 2013



Kenneth C. Wendel, Assistant Secretary

IN THE EVENT YOU WISH TO NOTIFY US OF A CLAIM, VERIFY THE AUTHENTICITY OF THIS BOND OR NOTIFY US OF ANY OTHER MATTER, PLEASE CONTACT US AT ADDRESS LISTED ABOVE, OR BY Telephone (908) 903- 3493 Fax (908) 903- 3656 e-mail: surety@chubb.com

SECTION G: AGREEMENT

THIS AGREEMENT made this 3 day of MAY in the year Two Thousand and Thirteen between LS BLACK CONSTRUCTORS, INC. hereinafter called the Contractor, and the City of Madison, Wisconsin, hereinafter called the City.

WHEREAS, the Common Council of the said City of Madison under the provisions of a resolution adopted APRIL 30, 2013, and by virtue of authority vested in the said Council, has awarded to the Contractor the work of performing certain construction.

NOW, THEREFORE, the Contractor and the City, for the consideration hereinafter named, agree as follows:

1. **Scope of Work.** The Contractor shall, perform the construction, execution and completion of the following listed complete work or improvement in full compliance with the Plans, Specifications, Standard Specifications, Supplemental Specifications, Special Provisions and contract; perform all items of work covered or stipulated in the proposal; perform all altered or extra work; and shall furnish, unless otherwise provided in the contract, all materials, implements, machinery, equipment, tools, supplies, transportation, and labor necessary to the prosecution and completion of the work or improvements:

2013 PARKING GARAGE MAINTENANCE CONTRACT NO. 7069

2. **Completion Date/Contract Time.** Construction work must begin within seven (7) calendar days after the date appearing on mailed written notice to do so shall have been sent to the Contractor and shall be carried on at a rate so as to secure full completion SEE SPECIAL PROVISIONS, the rate of progress and the time of completion being essential conditions of this Agreement.
3. **Contract Price.** The City shall pay to the Contractor at the times, in the manner and on the conditions set forth in said specifications, the sum of SIX HUNDRED TWENTY-TWO THOUSAND EIGHT HUNDRED NINETY-SIX DOLLARS AND SEVENTY CENTS (\$622,896.70) being the amount bid by such Contractor and which was awarded to him/her as provided by law.
4. **Wage Rates for Employees of Public Works Contractors**

General and Authorization. The Contractor shall compensate its employees at the prevailing wage rate in accordance with section 66.0903, Wis. Stats., DWD 290 of the Wisconsin Administrative Code and as hereinafter provided.

“Public Works” shall include building or work involving the erection, construction, remodeling, repairing or demolition of buildings, parking lots, highways, streets, bridges, sidewalks, street lighting, traffic signals, sanitary sewers, water mains and appurtenances, storm sewers, and the grading and landscaping of public lands.

“Building or work” includes construction activity as distinguished from manufacturing, furnishing of materials, or servicing and maintenance work, except for the delivery of mineral aggregate such as sand, gravel, bituminous asphaltic concrete or stone which is incorporated into the work under contract with the City by depositing the material directly in final place from transporting vehicle.

“Erection, construction, remodeling, repairing” means all types of work done on a particular building or work at the site thereof in the construction or development of the project, including without limitation, erecting, construction, remodeling, repairing, altering, painting, and decorating, the transporting of materials and supplies to or from the building or work done by the employees of the Contractor, Subcontractor, or Agent thereof, and the manufacturing or furnishing of materials, articles, supplies or equipment on the site of the building or work, by persons employed by the Contractor, Subcontractor, or Agent thereof.

“Employees working on the project” means laborers, workers, and mechanics employed directly upon the site of work.

“Laborers, Workers, and Mechanics” include preapprentices, helpers, trainees, learners and properly registered and indentured apprentices but exclude clerical, supervisory, and other personnel not performing manual labor.

Establishment of Wage Rates. The Department of Public Works shall periodically obtain a current schedule of prevailing wage rates from DWD. The schedule shall be used to establish the City of Madison Prevailing Wage Rate Schedule for Public Works Construction (prevailing wage rate). The Department of Public Works may include known increases to the prevailing wage rate which can be documented and are to occur on a future specific date. The prevailing wage rate shall be included in public works contracts subsequently negotiated or solicited by the City. Except for known increases contained within the schedule, the prevailing wage rate shall not change during the contract. The approved wage rate is attached hereto.

Workforce Profile. The Contractor shall, at the time of signature of the contract, notify the City Engineer in writing of the names and classifications of all the employees of the Contractor, Subcontractors, and Agents proposed for the work. In the alternative, the Contractor shall submit in writing the classifications of all the employees of the Contractor, Subcontractors and Agents and the total number of hours estimated in each classification for the work. This workforce profile(s) shall be reviewed by the City Engineer who may, within ten (10) days, object to the workforce profile(s) as not being reflective of that which would be required for the work. The Contractor may request that the workforce profile, or a portion of the workforce profile, be submitted after the signature of the contract but at least ten (10) days prior to the work commencing. Any costs or time loss resulting from modifications to the workforce profile as a result of the City Engineer’s objections shall be the responsibility of the Contractor.

Payrolls and Records. The Contractor shall keep weekly payroll records setting forth the name, address, telephone number, classification, wage rate and fringe benefit package of all the employees who work on the contract, including the employees of the Contractor’s subcontractors and agents. Such weekly payroll records must include the required information for all City contracts and all other contracts on which the employee worked during the week in which the employee worked on the contract. The Contractor shall also keep records of the individual time each employee worked on the project and for each day of the project. Such records shall also set forth the total number of hours of overtime credited to each such employee for each day and week and the amount of overtime pay received in that week. The records shall set forth the full weekly wages earned by each employee and the actual hourly wage paid to the employee.

The Contractor shall submit the weekly payroll records, including the records of the Contractor’s subcontractors and agents, to the City Engineer for every week that work is being done on the contract. The submittal shall be within twenty-one (21) calendar days of the end of the Contractor’s weekly pay period.

Employees shall receive the full amounts accrued at the time of the payment, computed at rates not less than those stated in the prevailing wage rate and each employee's rate shall be determined by the work that is done within the trade or occupation classification which should be properly assigned to the employee.

An employee's classification shall not be changed to a classification of a lesser rate during the contract. If, during the term of the contract, an employee works in a higher pay classification than the one which was previously properly assigned to the employee, then that employee shall be considered to be in the higher pay classification for the balance of the contract, receive the appropriate higher rate of pay, and she/he shall not receive a lesser rate during the balance of the contract. For purposes of clarification, it is noted that there is a distinct difference between working in a different classification with higher pay and doing work within a classification that has varying rates of pay which are determined by the type of work that is done within the classification. For example, the classification "Operating Engineer" provides for different rates of pay for various classes of work and the Employer shall compensate an employee classified as an "Operating Engineer" based on the highest class of work that is done in one day. Therefore, an "Operating Engineer's" rate may vary on a day to day basis depending on the type of work that is done, but it will never be less than the base rate of an "Operating Engineer". Also, as a matter of clarification, it is recognized that an employee may work in a higher paying classification merely by chance and without prior intention, calculation or design. If such is the case and the performance of the work is truly incidental and the occurrence is infrequent, inconsequential and does not serve to undermine the single classification principle herein, then it may not be required that the employee be considered to be in the higher pay classification and receive the higher rate of pay for the duration of the contract. However, the Contractor is not precluded or prevented from paying the higher rate for the limited time that an employee performs work that is outside of the employee's proper classification.

Questions regarding an employee's classification, rate of pay or rate of pay within a classification, shall be resolved by reference to the established practice that predominates in the industry and on which the trade or occupation rate/classification is based. Rate of pay and classification disputes shall be resolved by relying upon practices established by collective bargaining agreements and guidelines used in such determination by appropriate recognized trade unions operating within the City of Madison.

The Contractor, its Subcontractors and Agents shall submit to interrogation regarding compliance with the provisions of this ordinance.

Mulcting of the employees by the Contractor, Subcontractor, and Agents on Public Works contracts, such as by kickbacks or other devices, is prohibited. The normal rate of wage of the employees of the Contractor, Subcontractor, and Agents shall not be reduced or otherwise diminished as a result of payment of the prevailing wage rate on a public works contract.

Hourly contributions. Hourly contributions shall be determined in accordance with the prevailing wage rate and with DWD. 290.01(10), Wis. Admin. Code.

Apprentices and Subjourneypersons. Apprentices and subjourneypersons performing work on the project shall be compensated in accordance with the prevailing wage rate and with DWD 290.02, and 290.025, respectively, Wis. Admin. Code.

Straight Time Wages. The Contractor may pay straight time wages as determined by the prevailing wage rate and DWD 290.04, Wis. Admin. Code.

Overtime Wages. The Contractor shall pay overtime wages as required by the prevailing wage rate and DWD 290.05, Wis. Admin. Code.

Posting of Wage Rates and Hours. A clearly legible copy of the prevailing wage rate, together with the provisions of Sec. 66.0903(10)(a) and (11)(a), Wis. Stats., shall be kept posted in at least one conspicuous and easily accessible place at the project site by the Contractor and such notice shall remain posted during the full time any laborers, workers or mechanics are employed on the contract.

Evidence of Compliance by Contractor. Upon completion of the contract, the Contractor shall file with the Department of Public Works an affidavit stating:

- a. That the Contractor has complied fully with the provisions and requirements of Sec. 66.0903(3), Wis. Stats., and Chapter DWD 290, Wis. Admin. Code; the Contractor has received evidence of compliance from each of the agents and subcontractors; and the names and addresses of all of the subcontractors and agents who worked on the contract.
- b. That full and accurate records have been kept, which clearly indicate the name and trade or occupation of every laborer, worker or mechanic employed by the Contractor in connection with work on the project. The records shall show the number of hours worked by each employee and the actual wages paid therefor; where these records will be kept and the name, address and telephone number of the person who will be responsible for keeping them. The records shall be retained and made available for a period of at least three (3) years following the completion of the project of public works and shall not be removed without prior notification to the municipality.

Evidence of Compliance by Agent and Subcontractor. Each agent and subcontractor shall file with the Contractor, upon completion of their portion of the work on the contract an affidavit stating that all the provisions of Sec. 66.0903(3), Wis. Stats., have been fully complied with and that full and accurate records have been kept, which clearly indicate the name and trade or occupation of every laborer, worker or mechanic employed by the Contractor in connection with work on the project. The records shall show the number of hours worked by each employee and the actual wages paid therefor; where these records shall be kept and the name, address and telephone number of the person who shall be responsible for keeping them. The records shall be retained and made available for a period of at least three (3) years following the completion of the project of public works and shall not be removed without prior notification to the municipality.

Failure to Comply with the Prevailing Wage Rate. If the Contractor fails to comply with the prevailing wage rate, she/he shall be in default on the contract.

5. **Affirmative Action.** In the performance of the services under this Agreement the Contractor agrees not to discriminate against any employee or applicant because of race, religion, marital status, age, color, sex, disability, national origin or ancestry, income level or source of income, arrest record or conviction record, less than honorable discharge, physical appearance, sexual orientation, political beliefs, or student status. The Contractor further agrees not to discriminate against any subcontractor or person who offers to subcontract on this contract because of race, religion, color, age, disability, sex or national origin.

The Contractor agrees that within thirty (30) days after the effective date of this agreement, the Contractor will provide to the City Affirmative Action Division certain workforce utilization statistics, using a form to be furnished by the City.

If the contract is still in effect, or if the City enters into a new agreement with the Contractor, within one year after the date on which the form was required to be provided, the Contractor will provide updated workforce information using a second form, also to be furnished by the City. The second form will be submitted to the City Affirmative Action Division no later than one year after the date on which the first form was required to be provided.

The Contractor further agrees that, for at least twelve (12) months after the effective date of this contract, it will notify the City Affirmative Action Division of each of its job openings at facilities in Dane County for which applicants not already employees of the Contractor are to be considered. The notice will include a job description, classification, qualifications and application procedures and deadlines. The Contractor agrees to interview and consider candidates referred by the Affirmative Action Division if the candidate meets the minimum qualification standards established by the Contractor, and if the referral is timely. A referral is timely if it is received by the Contractor on or before the date started in the notice.

Articles of Agreement Article I

The Contractor shall take affirmative action in accordance with the provisions of this contract to insure that applicants are employed, and that employees are treated during employment without regard to race, religion, color, age, marital status, disability, sex or national origin and that the employer shall provide harassment free work environment for the realization of the potential of each employee. Such action shall include, but not be limited to, the following: employment, upgrading, demotion or transfer, recruitment or recruitment advertising, layoff or termination, rates of pay or other forms of compensation and selection for training including apprenticeship insofar as it is within the control of the Contractor. The Contractor agrees to post in conspicuous places available to employees and applicants notices to be provided by the City setting out the provisions of the nondiscrimination clauses in this contract.

Article II

The Contractor shall in all solicitations or advertisements for employees placed by or on behalf of the Contractors state that all qualified or qualifiable applicants will be employed without regard to race, religion, color, age, marital status, disability, sex or national origin.

Article III

The Contractor shall send to each labor union or representative of workers with which it has a collective bargaining agreement or other contract or understanding a notice to be provided by the City advising the labor union or worker's representative of the Contractor's equal employment opportunity and affirmative action commitments. Such notices shall be posted in conspicuous places available to employees and applicants for employment.

Article V

The Contractor agrees that it will comply with all provisions of the Affirmative Action Ordinance of the City of Madison, including the contract compliance requirements. The Contractor agrees to submit the model affirmative action plan for public works contractors in a form approved by the Director of Affirmative Action.

Article VI

The Contractor will maintain records as required by Section 39.02(9)(f) of the Madison General Ordinances and will provide the City Affirmative Action Division with access to such records and to persons who have relevant and necessary information, as provided in Section 39.02(9)(f). The City agrees to keep all such records confidential, except to the extent that public inspection is required by law.

Article VII

In the event of the Contractor's or subcontractor's failure to comply with the Equal Employment Opportunity and Affirmative Action Provisions of this contract or Section 39.03 and 39.02 of the Madison General Ordinances, it is agreed that the City at its option may do any or all of the following:

1. Cancel, terminate or suspend this Contract in whole or in part.
2. Declare the Contractor ineligible for further City contracts until the Affirmative Action requirements are met.
3. Recover on behalf of the City from the prime Contractor 0.5 percent of the contract award price for each week that such party fails or refuses to comply, in the nature of liquidated damages, but not to exceed a total of five percent (5%) of the contract price, or five thousand dollars (\$5,000), whichever is less. Under public works contracts, if a subcontractor is in noncompliance, the City may recover liquidated damages from the prime Contractor in the manner described above. The preceding sentence shall not be construed to prohibit a prime Contractor from recovering the amount of such damage from the non-complying subcontractor.

Article VIII

The Contractor shall include the above provisions of this contract in every subcontract so that such provisions will be binding upon each subcontractor. The Contractor shall take such action with respect to any subcontractor as necessary to enforce such provisions, including sanctions provided for noncompliance.

Article IX

The Contractor shall allow the maximum feasible opportunity to small business enterprises to compete for any subcontracts entered into pursuant to this contract.


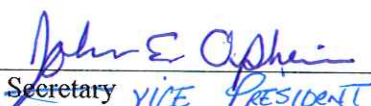
**2013 PARKING GARAGE MAINTENANCE
CONTRACT NO. 7069**

IN WITNESS WHEREOF, the Contractor has hereunto set his/her hand and seal and the City has caused these presents to be sealed with its corporate seal and to be subscribed by its Mayor and City Clerk the day and year first above written.

Countersigned:


 Witness _____ Date 5/3/13



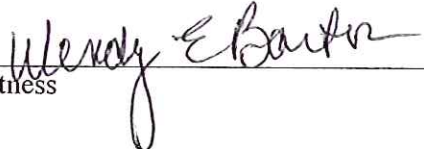
 Witness _____ Date 5/23/13

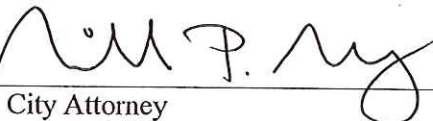


LS BLACK CONSTRUCTORS, INC.
 Company Name _____

 President _____ Date 5/3/13

 Secretary VICE PRESIDENT _____ Date 5/23/13

CITY OF MADISON, WISCONSIN

Provisions have been made to pay the liability that will accrue under this contract.

Approved as to form:


 Finance Director _____
 Signed this 19th day of June

 Witness _____

 Witness _____


 City Attorney _____

 Mayor _____ Date _____

 City Clerk _____ Date 5/29/13

SECTION H: PAYMENT AND PERFORMANCE BOND

KNOW ALL MEN BY THESE PRESENTS, that we LS BLACK CONSTRUCTORS, INC. as principal, and Federal Insurance Company Company of 15 Mountain View Rd., Warren, NJ 07059 as surety, are held and firmly bound unto the City of Madison, Wisconsin, in the sum of SIX HUNDRED TWENTY-TWO THOUSAND EIGHT HUNDRED NINETY-SIX DOLLARS AND SEVENTY CENTS (\$622,896.70), lawful money of the United States, for the payment of which sum to the City of Madison, we hereby bind ourselves and our respective executors and administrators firmly by these presents.


The condition of this Bond is such that if the above bounden shall on his/her part fully and faithfully perform all of the terms of the Contract entered into between him/herself and the City of Madison for the construction of:

2013 PARKING GARAGE MAINTENANCE
CONTRACT NO. 7069

in Madison, Wisconsin, and shall pay all claims for labor performed and material furnished in the prosecution of said work, and save the City harmless from all claims for damages because of negligence in the prosecution of said work, and shall save harmless the said City from all claims for compensation (under Chapter 102, Wisconsin Statutes) of employees and employees of subcontractor, then this Bond is to be void, otherwise of full force, virtue and effect.

Signed and sealed this 3rd day of May, 2013

Countersigned:


Witness

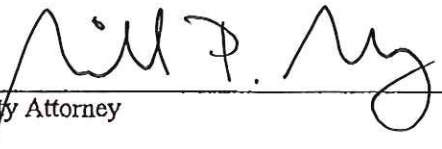
LS BLACK CONSTRUCTORS, INC.
Company Name (Principal)



~~President~~ Sterling Black, CEO Seal


Secretary VICE PRESIDENT - JOHN E. OPHELM

Approved as to form:


Federal Insurance Company
Surety Seal
 Salary Employee Commission


City Attorney

By 
Attorney-in-Fact, John E. Tauer

This certifies that I have been duly licensed as an agent for the above company in Wisconsin under License No. 1090042 for the year 2013, and appointed as attorney-in-fact with authority to execute this payment and performance bond which power of attorney has not been revoked.

May 3, 2013
Date

John E. Tauer
Agent

Agent Signature

10

ACKNOWLEDGMENT OF CORPORATION

State of Minnesota }
County of _____ ss.

On this 13 day of May, 2013 before me appeared Sterling Black

to me personally known, who, being by me duly sworn, did say that (s) he is/are the CEO of L.S. Black Constructors, Inc., a corporation, that the seal affixed to the forgoing instrument is the corporate seal of said corporation, L.S. Black (If no seal, so state, and strike out above as to corporate seal) and that said instrument was executed in behalf of said corporation by authority of its Board of Directors; and that said Sterling Black acknowledged said instrument to be the free act and deed of said corporation.



[Signature]
Notary Public Hennepin County, MN
My commission expires 1/31/2013

ACKNOWLEDGMENT OF CORPORATE SURETY


State of Minnesota }
County of Hennepin ss.

On this 3rd day of May, 2013, before me appeared John E. Tauer to me personally known, who being by me duly sworn, did say that (s)he is the Attorney-in-Fact of Federal Insurance Company a corporation, that the seal affixed to the foregoing instrument is the corporate seal of said corporation and that said instrument was executed in behalf of said corporation by authority of its Board of Directors; and that said John E. Tauer acknowledged said instrument to be the free act and deed of said corporation.



[Signature]
Notary Public Hennepin County, MN
My commission expires 1/31/16

THE UNIVERSITY OF CHICAGO
DIVISION OF PHYSICAL SCIENCES
PHYSICS DEPARTMENT
5734 S. UNIVERSITY AVE. CHICAGO, ILL. 60637
PHYSICS 350



JOHN W. DOXE
PHYSICS DEPARTMENT
5734 S. UNIVERSITY AVE. CHICAGO, ILL. 60637
PHYSICS 350



Chubb
Surety

POWER
OF
ATTORNEY

Federal Insurance Company
Vigilant Insurance Company
Pacific Indemnity Company

Attn: Surety Department
15 Mountain View Road
Warren, NJ 07059

Know All by These Presents, That FEDERAL INSURANCE COMPANY, an Indiana corporation, VIGILANT INSURANCE COMPANY, a New York corporation, and PACIFIC INDEMNITY COMPANY, a Wisconsin corporation, do each hereby constitute and appoint Sandra M. Doze, R. Scott Egginton, R W Frank, Linda K. French, Joshua R. Loftis, John P. Martinsen, Nicole M. Nelson, Brian J. Oestreich, Donald R. Olson, Craig H. Remick, John E. Tauer, Bruce N. Telander and Rachel A. Thomas of Minneapolis, Minnesota-----

each as their true and lawful Attorney- in- Fact to execute under such designation in their names and to affix their corporate seals to and deliver for and on their behalf as surety thereon or otherwise, bonds and undertakings and other writings obligatory in the nature thereof (other than bail bonds) given or executed in the course of business, and any instruments amending or altering the same, and consents to the modification or alteration of any instrument referred to in said bonds or obligations.

In Witness Whereof, said FEDERAL INSURANCE COMPANY, VIGILANT INSURANCE COMPANY, and PACIFIC INDEMNITY COMPANY have each executed and attested these presents and affixed their corporate seals on this 28th day of June, 2011.

Kenneth C. Wendel, Assistant Secretary

David B. Norris, Jr., Vice President

STATE OF NEW JERSEY
County of Somerset ss.

On this 28th day of June, 2011 before me, a Notary Public of New Jersey, personally came Kenneth C. Wendel, to me known to be Assistant Secretary of FEDERAL INSURANCE COMPANY, VIGILANT INSURANCE COMPANY, and PACIFIC INDEMNITY COMPANY, the companies which executed the foregoing Power of Attorney, and the said Kenneth C. Wendel, being by me duly sworn, did depose and say that he is Assistant Secretary of FEDERAL INSURANCE COMPANY, VIGILANT INSURANCE COMPANY, and PACIFIC INDEMNITY COMPANY and knows the corporate seals thereof, that the seals affixed to the foregoing Power of Attorney are such corporate seals and were thereto affixed by authority of the By- Laws of said Companies; and that he signed said Power of Attorney as Assistant Secretary of said Companies by like authority, and that he is acquainted with David B. Norris, Jr., and knows him to be Vice President of said Companies; and that the signature of David B. Norris, Jr., subscribed to said Power of Attorney is in the genuine handwriting of David B. Norris, Jr., and was thereto subscribed by authority of said By- Laws and in deponent's presence.

Notarial Seal



KATHERINE J. ADELAAR
NOTARY PUBLIC OF NEW JERSEY
No. 2316685
Commission Expires July 14, 2014

Notary Public

CERTIFICATION

Extract from the By- Laws of FEDERAL INSURANCE COMPANY, VIGILANT INSURANCE COMPANY, and PACIFIC INDEMNITY COMPANY:

"All powers of attorney for and on behalf of the Company may and shall be executed in the name and on behalf of the Company, either by the Chairman or the President or a Vice President or an Assistant Vice President, jointly with the Secretary or an Assistant Secretary, under their respective designations. The signature of such officers may be engraved, printed or lithographed. The signature of each of the following officers: Chairman, President, any Vice President, any Assistant Vice President, any Secretary, any Assistant Secretary and the seal of the Company may be affixed by facsimile to any power of attorney or to any certificate relating thereto appointing Assistant Secretaries or Attorneys- in- Fact for purposes only of executing and attesting bonds and undertakings and other writings obligatory in the nature thereof, and any such power of attorney or certificate bearing such facsimile signature or facsimile seal shall be valid and binding upon the Company and any such power so executed and certified by such facsimile signature and facsimile seal shall be valid and binding upon the Company with respect to any bond or undertaking to which it is attached."

I, Kenneth C. Wendel, Assistant Secretary of FEDERAL INSURANCE COMPANY, VIGILANT INSURANCE COMPANY, and PACIFIC INDEMNITY COMPANY (the "Companies") do hereby certify that

- (i) the foregoing extract of the By- Laws of the Companies is true and correct,
- (ii) the Companies are duly licensed and authorized to transact surety business in all 50 of the United States of America and the District of Columbia and are authorized by the U.S. Treasury Department; further, Federal and Vigilant are licensed in Puerto Rico and the U.S. Virgin Islands, and Federal is licensed in American Samoa, Guam, and each of the Provinces of Canada except Prince Edward Island; and
- (iii) the foregoing Power of Attorney is true, correct and in full force and effect.

Given under my hand and seals of said Companies at Warren, NJ this 3rd day of May, 2013



Kenneth C. Wendel, Assistant Secretary

IN THE EVENT YOU WISH TO NOTIFY US OF A CLAIM, VERIFY THE AUTHENTICITY OF THIS BOND OR NOTIFY US OF ANY OTHER MATTER, PLEASE CONTACT US AT ADDRESS LISTED ABOVE, OR BY Telephone (908) 903- 3493 Fax (908) 903- 3656 e-mail: surety@chubb.com

PREVAILING WAGE RATE DETERMINATION

Issued by the State of Wisconsin
Department of Workforce Development
Pursuant to s. 66.0903, Wis. Stats.
Issued On: 01/10/2013
Amended On: 02/18/2013

DETERMINATION NUMBER: 201300080

EXPIRATION DATE: Prime Contracts MUST Be Awarded or Negotiated On Or Before 12/31/2013. If NOT, You MUST Reapply.

PROJECT NAME: ALL PUBLIC WORKS PROJECTS UNDER SEC 66.0903, STATS - CITY OF MADISON

PROJECT LOCATION: MADISON CITY, DANE COUNTY, WI

CONTRACTING AGENCY: CITY OF MADISON-ENGINEERING

CLASSIFICATION:	Contractors are responsible for correctly classifying their workers. Either call the Department of Workforce Development (DWD) with trade or classification questions or consult DWD's Dictionary of Occupational Classifications & Work Descriptions on the DWD website at: dwd.wisconsin.gov/er/prevailing_wage_rate/Dictionary/dictionary_main.htm .
OVERTIME:	Time and one-half must be paid for all hours worked: <ul style="list-style-type: none">- over 10 hours per day on prevailing wage projects- over 40 hours per calendar week- Saturday and Sunday- on all of the following holidays: January 1; the last Monday in May; July 4; the 1st Monday in September; the 4th Thursday in November; December 25;- The day before if January 1, July 4 or December 25 falls on a Saturday;- The day following if January 1, July 4 or December 25 falls on a Sunday. Apply the time and one-half overtime calculation to whichever is higher between the Hourly Basic Rate listed on this project determination or the employee's regular hourly rate of pay. Add any applicable Premium or DOT Premium to the Hourly Basic Rate before calculating overtime. A DOT Premium (discussed below) may supersede this time and one-half requirement.
FUTURE INCREASE:	When a specific trade or occupation requires a future increase, you MUST add the full hourly increase to the "TOTAL" on the effective date(s) indicated for the specific trade or occupation.
PREMIUM PAY:	If indicated for a specific trade or occupation, the full amount of such pay MUST be added to the "HOURLY BASIC RATE OF PAY" indicated for such trade or occupation, whenever such pay is applicable.
DOT PREMIUM:	This premium only applies to highway and bridge projects owned by the Wisconsin Department of Transportation and to the project type heading "Airport Pavement or State Highway Construction." DO NOT apply the premium calculation under any other project type on this determination.
APPRENTICES:	Pay apprentices a percentage of the applicable journeyman's hourly basic rate of pay and hourly fringe benefit contributions specified in this determination. Obtain the appropriate percentage from each apprentice's contract or indenture.
SUBJOURNEY:	Subjourney wage rates may be available for some of the trades or occupations indicated below with the exception of laborers, truck drivers and heavy equipment operators. Any employer interested in using a subjourney classification on this project MUST complete Form ERD-10880 and request the applicable wage rate from the Department of Workforce Development PRIOR to using the subjourney worker on this project.

This document **MUST BE POSTED** by the **CONTRACTING AGENCY** in at least one conspicuous and easily accessible place on the **site of the project**. A local governmental unit may post this document at the place normally used to post public notices if there is no common site on the project. This document **MUST** remain posted during the entire time any worker is employed on the project and **MUST** be physically incorporated into the specifications and all contracts and subcontracts. If you have any questions, please write to the Equal Rights Division, Labor Standards Bureau, P.O. Box 8928, Madison, Wisconsin 53708 or call (608) 266-6861.

The following statutory provisions apply to local governmental unit projects of public works and are set forth below pursuant to the requirements of s. 66.0903(8), Stats.

s. 66.0903 (1) (f) & s. 103.49 (1) (c) "PREVAILING HOURS OF LABOR" for any trade or occupation in any area means 10 hours per day and 40 hours per week and may not include any hours worked on a Saturday or Sunday or on any of the following holidays:

1. January 1.
2. The last Monday in May.
3. July 4.
4. The first Monday in September.
5. The 4th Thursday in November.
6. December 25.
7. The day before if January 1, July 4 or December 25 falls on a Saturday.
8. The day following if January 1, July 4 or December 25 falls on a Sunday.

s. 66.0903 (10) RECORDS; INSPECTION; ENFORCEMENT.

(a) Each contractor, subcontractor, or contractor's or subcontractor's agent performing work on a project of public works that is subject to this section shall keep full and accurate records clearly indicating the name and trade or occupation of every person performing the work described in sub. (4) and an accurate record of the number of hours worked by each of those persons and the actual wages paid for the hours worked.

s. 66.0903 (11) LIABILITY AND PENALTIES.

(a) 1. Any contractor, subcontractor, or contractor's or subcontractor's agent who fails to pay the prevailing wage rate determined by the department under sub. (3) or who pays less than 1.5 times the hourly basic rate of pay for all hours worked in excess of the prevailing hours of labor is liable to any affected employee in the amount of his or her unpaid wages or his or her unpaid overtime compensation and in an additional amount as liquidated damages as provided under subd. 2., 3., whichever is applicable.

2. If the department determines upon inspection under sub. (10) (b) or (c) that a contractor, subcontractor, or contractor's or subcontractor's agent has failed to pay the prevailing wage rate determined by the department under sub. (3) or has paid less than 1.5 times the hourly basic rate of pay for all hours worked in excess of the prevailing hours of labor, the department shall order the contractor to pay to any affected employee the amount of his or her unpaid wages or his or her unpaid overtime compensation and an additional amount equal to 100 percent of the amount of those unpaid wages or that unpaid overtime compensation as liquidated damages within a period specified by the department in the order.

3. In addition to or in lieu of recovering the liability specified in subd. 1. as provided in subd. 2., any employee for and in behalf of that employee and other employees similarly situated may commence an action to recover that liability in any court of competent jurisdiction. If the court finds that a contractor, subcontractor, or contractor's or subcontractor's agent has failed to pay the prevailing wage rate determined by the department under sub. (3) or has paid less than 1.5 times the hourly basic rate of pay for all hours worked in excess of the prevailing hours of labor, the court shall order the contractor, subcontractor, or agent to pay to any affected employee the amount of his or her unpaid wages or his or her unpaid overtime compensation and an additional amount equal to 100 percent of the amount of those unpaid wages or that unpaid overtime compensation as liquidated damages.

5. No employee may be a party plaintiff to an action under subd. 3. unless the employee consents in writing to become a party and the consent is filed in the court in which the action is brought. Notwithstanding s. 814.04 (1), the court shall, in addition to any judgment awarded to the plaintiff, allow reasonable attorney fees and costs to be paid by the defendant.

BUILDING OR HEAVY CONSTRUCTION

Includes sheltered enclosures with walk-in access for the purpose of housing persons, employees, machinery, equipment or supplies and non-sheltered work such as canals, dams, dikes, reservoirs, storage tanks, etc. A sheltered enclosure need not be "habitable" in order to be considered a building. The installation of machinery and/or equipment, both above and below grade level, does not change a project's character as a building. On-site grading, utility work and landscaping are included within this definition. Residential buildings of four (4) stories or less, agricultural buildings, parking lots and driveways are NOT included within this definition.

SKILLED TRADES

<u>CODE</u>	<u>TRADE OR OCCUPATION</u>	<u>HOURLY BASIC RATE OF PAY</u> \$	<u>HOURLY FRINGE BENEFITS</u> \$	<u>TOTAL</u> \$
Fringe Benefits Must Be Paid On <u>All</u> Hours Worked				
101	Acoustic Ceiling Tile Installer	30.16	15.31	45.47
102	Boilermaker	31.09	24.52	55.61
103	Bricklayer, Blocklayer or Stonemason Future Increase(s): Add \$.80 on 6/1/2013 Premium Increase(s): DOT PREMIUM: Pay two times the hourly basic rate on Sunday, New Year's Day, Memorial Day, Independence Day, Labor Day, Thanksgiving Day & Christmas Day.	32.01	17.35	49.36
104	Cabinet Installer	30.16	15.31	45.47
105	Carpenter	30.16	15.31	45.47
106	Carpet Layer or Soft Floor Coverer	30.16	15.31	45.47
107	Cement Finisher	31.48	13.19	44.67
108	Drywall Taper or Finisher	25.10	14.78	39.88
109	Electrician Premium Increase(s): DOT PREMIUM: Pay two times the hourly basic rate on Sunday, New Year's Day, Memorial Day, Independence Day, Labor Day, Thanksgiving Day & Christmas Day.	32.94	18.80	51.74
110	Elevator Constructor	44.94	23.84	68.78
111	Fence Erector	22.50	3.98	26.48
112	Fire Sprinkler Fitter	36.07	18.60	54.67
113	Glazier	37.13	12.32	49.45
114	Heat or Frost Insulator	33.93	23.26	57.19
115	Insulator (Batt or Blown)	27.47	19.16	46.63
116	Ironworker	30.90	19.11	50.01
117	Lather	30.16	15.31	45.47
118	Line Constructor (Electrical)	37.05	16.94	53.99

Fringe Benefits Must Be Paid On <u>All</u> Hours Worked		HOURLY BASIC RATE OF PAY	HOURLY FRINGE BENEFITS	TOTAL
CODE	TRADE OR OCCUPATION	\$	\$	\$
119	Marble Finisher	20.00	0.00	20.00
120	Marble Mason	32.01	16.85	48.86
121	Metal Building Erector	18.05	8.08	26.13
122	Millwright	31.76	15.36	47.12
123	Overhead Door Installer	13.50	0.00	13.50
124	Painter	24.80	14.78	39.58
125	Pavement Marking Operator	30.00	0.00	30.00
126	Piledriver	30.66	15.31	45.97
127	Pipeline Fuser or Welder (Gas or Utility)	30.18	19.29	49.47
129	Plasterer	30.03	16.36	46.39
130	Plumber	36.17	15.37	51.54
132	Refrigeration Mechanic	42.45	16.71	59.16
133	Roofer or Waterproofofer	30.40	2.23	32.63
134	Sheet Metal Worker	34.23	20.19	54.42
135	Steamfitter	41.20	16.28	57.48
137	Teledata Technician or Installer Premium Increase(s): DOT PREMIUM: Pay two times the hourly basic rate on Sunday, New Year's Day, Memorial Day, Independence Day, Labor Day, Thanksgiving Day & Christmas Day.	21.89	11.85	33.74
138	Temperature Control Installer	41.20	16.21	57.41
139	Terrazzo Finisher Future Increase(s): Add \$.80 on 6/1/2013	26.57	16.50	43.07
140	Terrazzo Mechanic	29.51	17.63	47.14
141	Tile Finisher Future Increase(s): Add \$.80/hr on 6/1/2013.	23.77	16.50	40.27
142	Tile Setter Future Increase(s): Add \$.80/hr on 6/1/2013.	29.71	16.50	46.21
143	Tuckpointer, Caulker or Cleaner Future Increase(s): Add \$.80 on 6/1/2013 Premium Increase(s): DOT PREMIUM: Pay two times the hourly basic rate on Sunday, New Year's Day, Memorial Day, Independence Day, Labor Day, Thanksgiving Day & Christmas Day.	32.01	17.35	49.36

Fringe Benefits Must Be Paid On <u>All</u> Hours Worked		HOURLY BASIC RATE OF PAY	HOURLY FRINGE BENEFITS	TOTAL
<u>CODE</u>	<u>TRADE OR OCCUPATION</u>	\$	\$	\$
144	Underwater Diver (Except on Great Lakes)	34.16	15.31	49.47
146	Well Driller or Pump Installer Future Increase(s): Add \$.20/hr on 06/01/2013.	25.32	15.45	40.77
147	Siding Installer	37.20	17.01	54.21
150	Heavy Equipment Operator - ELECTRICAL LINE CONSTRUCTION ONLY	28.24	15.10	43.34
151	Light Equipment Operator -ELECTRICAL LINE CONSTRUCTION ONLY	29.64	14.64	44.28
152	Heavy Truck Driver - ELECTRICAL LINE CONSTRUCTION ONLY	25.94	13.57	39.51
153	Light Truck Driver - ELECTRICAL LINE CONSTRUCTION ONLY	24.08	12.96	37.04
154	Groundman - ELECTRICAL LINE CONSTRUCTION ONLY	24.00	11.57	35.57

TRUCK DRIVERS

Fringe Benefits Must Be Paid On <u>All</u> Hours Worked		HOURLY BASIC RATE OF PAY	HOURLY FRINGE BENEFITS	TOTAL
<u>CODE</u>	<u>TRADE OR OCCUPATION</u>	\$	\$	\$
201	Single Axle or Two Axle	31.89	17.98	49.87
203	Three or More Axle	18.00	11.45	29.45
204	Articulated, Euclid, Dumptor, Off Road Material Hauler Future Increase(s): Add \$1/hr on 6/2/2013.	32.39	18.46	50.85
205	Pavement Marking Vehicle	20.85	11.02	31.87
207	Truck Mechanic	18.00	11.45	29.45

LABORERS

Fringe Benefits Must Be Paid On <u>All</u> Hours Worked		HOURLY BASIC RATE OF PAY	HOURLY FRINGE BENEFITS	TOTAL
<u>CODE</u>	<u>TRADE OR OCCUPATION</u>	\$	\$	\$
301	General Laborer Future Increase(s): Add \$.75/hr. on 06/03/2013 Premium Increase(s): Add \$1.00/hr for certified welder; Add \$.25/hr for mason tender	24.19	13.90	38.09
302	Asbestos Abatement Worker	18.00	0.00	18.00
303	Landscaper	15.00	3.90	18.90
310	Gas or Utility Pipeline Laborer (Other Than Sewer and Water)	20.94	12.65	33.59

Fringe Benefits Must Be Paid On <u>All</u> Hours Worked		HOURLY BASIC RATE OF PAY	HOURLY FRINGE BENEFITS	TOTAL
<u>CODE</u>	<u>TRADE OR OCCUPATION</u>	\$	\$	\$
311	Fiber Optic Laborer (Outside, Other Than Concrete Encased) Premium Increase(s): DOT PREMIUMS: Pay two times the hourly basic rate on New Year's Day, Memorial Day, Independence Day, Labor Day, Thanksgiving Day & Christmas Day.	18.31	12.67	30.98
314	Railroad Track Laborer	23.41	6.91	30.32
315	Final Construction Clean-Up Worker	24.69	12.90	37.59

**HEAVY EQUIPMENT OPERATORS
SITE PREPARATION, UTILITY OR LANDSCAPING WORK ONLY**

Fringe Benefits Must Be Paid On <u>All</u> Hours Worked		HOURLY BASIC RATE OF PAY	HOURLY FRINGE BENEFITS	TOTAL
<u>CODE</u>	<u>TRADE OR OCCUPATION</u>	\$	\$	\$
501	Air Track, Rotary or Percussion Drilling Machine &/or Hammers, Blaster; Asphalt Milling Machine; Boring Machine (Directional, Horizontal or Vertical); Backhoe (Track Type) Having a Mfg'r's Rated Capacity of 130,000 Lbs. or Over; Backhoe (Track Type) Having a Mfg'r's Rated Capacity of Under 130,000 Lbs., Backhoe (Mini, 15,000 Lbs. & Under); Bulldozer or Endloader (Over 40 hp); Compactor (Self-Propelled 85 Ft Total Drum Width & Over, or Tractor Mounted, Towed & Light Equipment); Concrete Batch Plant, Batch Hopper; Concrete Breaker (Large, Auto, Vibratory/Sonic, Manual or Remote); Crane, Shovel, Dragline, Clamshells; Forklift (Machinery Moving or Steel Erection, 25 Ft & Over); Gradall (Cruz-Aire Type); Grader or Motor Patrol; Master Mechanic; Mechanic or Welder; Robotic Tool Carrier (With or Without Attachments); Scraper (Self Propelled or Tractor Drawn) 5 cu yds or More Capacity; Tractor or Truck Mounted Hydraulic Backhoe; Tractor or Truck Mounted Hydraulic Crane (10 Tons or Under); Tractor (Scraper, Dozer, Pusher, Loader); Trencher (Wheel Type or Chain Type Having Over 8 Inch Bucket). Future Increase(s): Add \$1/hr on 6/2/2013.	32.39	18.46	50.85
502	Backfiller; Broom or Sweeper; Bulldozer or Endloader (Under 40 hp); Environmental Burner; Forestry Equipment, Timbco, Tree Shear, Tub Grinder, Processor; Jeep Digger; Screed (Milling Machine); Skid Rig; Straddle Carrier or Travel Lift; Stump Chipper; Trencher (Wheel Type or Chain Type Having 8 Inch Bucket & Under). Future Increase(s): Add \$1/hr on 6/2/2013.	32.39	18.46	50.85
503	Air Compressor (&/or 400 CFM or Over); Augers (Vertical & Horizontal); Compactor (Self-Propelled 84 Ft Total Drum Width & Under, or Tractor Mounted, Towed & Light Equipment); Crusher, Screening or Wash Plant; Farm or Industrial Type Tractor; Forklift; Generator (&/or 150 KW or Over); Greaser; High Pressure Utility Locating Machine (Daylighting Machine); Mulcher; Oiler; Post Hole Digger or Driver; Pump (3 Inch or Over) or Well Points; Refrigeration Plant or Freeze Machine; Rock, Stone Breaker; Skid Steer Loader (With or Without Attachments); Vibratory Hammer or Extractor, Power Pack. Future Increase(s): Add \$1/hr on 6/2/2013.	30.32	18.46	48.78

Fringe Benefits Must Be Paid On <u>All</u> Hours Worked				
CODE	TRADE OR OCCUPATION	HOURLY BASIC RATE OF PAY	HOURLY FRINGE BENEFITS	TOTAL
		\$	\$	\$
504	Work Performed on the Great Lakes Including Diver; Wet Tender or Hydraulic Dredge Engineer.	37.45	19.45	56.90
505	Work Performed on the Great Lakes Including Crane or Backhoe Operator; Assistant Hydraulic Dredge Engineer; Hydraulic Dredge Leverman or Diver's Tender; Mechanic or Welder; 70 Ton & Over Tug Operator. Future Increase(s): Add \$2.19/hr on 01/01/2013; Add \$2.00/hr on 01/01/2014. Premium Increase(s): Add \$.50/hr for Friction Crane, Lattice Boom or Crane Certification (CCO).	38.80	20.17	58.97
506	Work Performed on the Great Lakes Including Deck Equipment Operator or Machineryman (Maintains Cranes Over 50 Tons or Backhoes 115,000 Lbs. or More); Tug, Launch or Loader, Dozer or Like Equipment When Operated on a Barge, Breakwater Wall, Slip, Dock or Scow, Deck Machinery. Future Increase(s): Add \$2.08/hr on 01/01/2013; Add \$2.00/hr on 01/01/2014.	34.50	20.04	54.54
507	Work Performed on the Great Lakes Including Deck Equipment Operator, Machineryman or Fireman (Operates 4 Units or More or Maintains Cranes 50 Tons or Under or Backhoes 115,000 Lbs. or Under); Deck Hand, Deck Engineer or Assistant Tug Operator; Off Road Trucks - Great Lakes ONLY. Future Increase(s): Add \$1.88/hr on 01/01/2013; Add \$2.00/hr on 01/01/2014.	28.70	19.86	48.56

**HEAVY EQUIPMENT OPERATORS
EXCLUDING SITE PREPARATION, UTILITY, PAVING LANDSCAPING WORK**

Fringe Benefits Must Be Paid On <u>All</u> Hours Worked				
CODE	TRADE OR OCCUPATION	HOURLY BASIC RATE OF PAY	HOURLY FRINGE BENEFITS	TOTAL
		\$	\$	\$
508	Boring Machine (Directional); Crane, Tower Crane, Pedestal Tower or Derrick, With or Without Attachments, With a Lifting Capacity of Over 100 Tons, Self-Erecting Tower Crane With a Lifting Capacity of Over 4,000 Lbs., Crane With Boom Dollies; Crane, Tower Crane, Pedestal Tower or Derrick, With Boom, Leads &/or Jib Lengths Measuring 176 Ft or Over; Master Mechanic. Future Increase(s): Add \$1/hr on 6/2/2013. Premium Increase(s): Add \$.50/hr for >200 Ton / Add \$1/hr at 300 Ton / Add \$1.50 at 400 Ton / Add \$2/hr at 500 Ton & Over.	35.12	18.46	53.58

Fringe Benefits Must Be Paid On <u>All</u> Hours Worked		HOURLY BASIC RATE OF PAY	HOURLY FRINGE BENEFITS	TOTAL
CODE	TRADE OR OCCUPATION	\$	\$	\$
509	Backhoe (Track Type) Having a Mfgr's Rated Capacity of 130,000 Lbs. or Over; Boring Machine (Horizontal or Vertical); Caisson Rig; Crane, Tower Crane, Portable Tower, Pedestal Tower or Derrick, With or Without Attachments, With a Lifting Capacity of 100 Tons or Under, Self-Erecting Tower Crane With A Lifting Capacity Of 4,000 Lbs. & Under; Crane, Tower Crane, Portable Tower, Pedestal Tower or Derrick, With Boom, Leads &/or Jib Lengths Measuring 175 Ft or Under; Pile Driver; Versi Lifts, Tri-Lifts & Gantrys (20,000 Lbs. & Over). Future Increase(s): Add \$1/hr on 6/2/2013. Premium Increase(s): Add \$.25/hr for all >45 Ton lifting capacity cranes.	34.12	18.46	52.58
510	Backhoe (Track Type) Having a Mfgr.'s Rated Capacity of Under 130,000 Lbs., Backhoe (Mini, 15,000 Lbs. & Under); Concrete Bump Cutter, Grinder, Planing or Grooving Machine; Concrete Laser/Screed; Concrete Paver (Slipform); Concrete Pump (Over 46 Meter), Concrete Conveyor (Rotec or Bidwell Type); Concrete Slipform Placer Curb & Gutter Machine; Concrete Spreader & Distributor; Dredge (NOT Performing Work on the Great Lakes); Forklift (Machinery Moving or Steel Erection, 25 Ft & Over); Gradall (Cruz-Aire Type); Hydro-Blaster (10,000 PSI or Over); Milling Machine; Skid Rig; Traveling Crane (Bridge Type).	32.42	17.97	50.39
511	Air, Track, Rotary or Percussion Drilling Machine &/or Hammers, Blaster; Bulldozer or Endloader (Over 40 hp); Compactor (Self-Propelled 85 Ft Total Drum Width & Over, or Tractor Mounted, Towed & Light Equipment); Concrete Pump (46 Meter & Under), Concrete Conveyor (Rotec or Bidwell Type); Crane (Carry Deck, Mini) or Truck Mounted Hydraulic Crane (10 Tons or Under); Environmental Burner; Gantrys (Under 20,000 Lbs.); Grader or Motor Patrol; High Pressure Utility Locating Machine (Daylighting Machine); Manhoist; Material or Stack Hoist; Mechanic or Welder; Railroad Track Rail Leveling Machine, Tie Placer, Extractor, Tamper, Stone Leveler or Rehabilitation Equipment; Roller (Over 5 Ton); Scraper (Self Propelled or Tractor Drawn) 5 cu yd or More Capacity; Screed (Milling Machine); Sideboom; Straddle Carrier or Travel Lift; Tining or Curing Machine; Tractor (Scraper, Dozer, Pusher, Loader); Tractor or Truck Mounted Hydraulic Backhoe; Tractor or Truck Mounted Hydraulic Crane (10 Tons or Under); Trencher (Wheel Type or Chain Type Having Over 8-Inch Bucket). Future Increase(s): Add \$1/hr on 6/2/2013.	32.39	18.46	50.85
512	Backfiller; Broom or Sweeper; Bulldozer or Endloader (Under 40 hp); Compactor (Self-Propelled 84 Ft Total Drum Width & Under, or Tractor Mounted, Towed & Light Equipment); Concrete Batch Plant, Batch Hopper; Concrete Breaker (Large, Auto, Vibratory/Sonic, Manual or Remote); Concrete Conveyor System; Concrete Finishing Machine (Road Type); Fireman (Pile Driver & Derrick NOT Performing Work on the Great Lakes); Grout Pump; Hoist (Tugger, Automatic); Industrial Locomotives; Jeep Digger; Lift Slab Machine; Mulcher; Roller (Rubber Tire, 5 Ton or Under); Screw or Gypsum Pumps; Stabilizing or Concrete Mixer (Self-Propelled or 14S or Over); Stump Chipper; Trencher (Wheel Type or Chain Type Having 8-Inch Bucket & Under); Winches & A-Frames. Future Increase(s): Add \$1/hr on 6/2/2013.	30.32	18.46	48.78

Fringe Benefits Must Be Paid On All Hours Worked

<u>CODE</u>	<u>TRADE OR OCCUPATION</u>	<u>HOURLY BASIC RATE OF PAY</u> \$	<u>HOURLY FRINGE BENEFITS</u> \$	<u>TOTAL</u> \$
513	Air Compressor (&/or 400 CFM or Over); Air, Electric or Hydraulic Jacking System; Augers (Vertical & Horizontal); Boatmen (NOT Performing Work on the Great Lakes); Boiler (Temporary Heat); Crusher, Screening or Wash Plant; Elevator; Farm or Industrial Type Tractor; Fireman (Asphalt Plant NOT Performing Work on the Great Lakes); Forklift; Generator (&/or 150 KW or Over); Greaser; Heaters (Mechanical); Loading Machine (Conveyor); Oiler; Post Hole Digger or Driver; Prestress Machine; Pump (3 Inch or Over) or Well Points; Refrigeration Plant or Freeze Machine; Robotic Tool Carrier (With or Without Attachments); Rock, Stone Breaker; Skid Steer Loader (With or Without Attachments); Vibratory Hammer or Extractor, Power Pack. Future Increase(s): Add \$1/hr on 6/2/2013.	29.69	18.46	48.15
514	Gas or Utility Pipeline, Except Sewer & Water (Primary Equipment). Future Increase(s): Add \$2/hr on 1/1/2013.	34.89	20.59	55.48
515	Gas or Utility Pipeline, Except Sewer & Water (Secondary Equipment). Future Increase(s): Add \$1.60/hr on 06/01/2013; Add \$1.60/hr on 06/01/2014; Add \$1.65/hr on 06/01/2015.	31.32	17.95	49.27
516	Fiber Optic Cable Equipment Future Increase(s): Add \$1.75/hr on 02/01/2013; Add \$1.75/hr on 02/01/2014	26.69	16.65	43.34

Determination No. 201300080

SEWER, WATER OR TUNNEL CONSTRUCTION

Includes those projects that primarily involve public sewer or water distribution, transmission or collection systems and related tunnel work (excluding buildings).

SKILLED TRADES

Fringe Benefits Must Be Paid On <u>All</u> Hours Worked		HOURLY BASIC RATE OF PAY	HOURLY FRINGE BENEFITS	TOTAL
CODE	TRADE OR OCCUPATION	\$	\$	\$
103	Bricklayer, Blocklayer or Stonemason Future Increase(s): Add \$1.45/hr on 6/01/2013 Premium Increase(s): DOT PREMIUM: Pay two times the hourly basic rate on Sunday, New Year's Day, Memorial Day, Independence Day, Labor Day, Thanksgiving Day & Christmas Day.	35.80	16.87	52.67
105	Carpenter Future Increase(s): Add \$.75/hr on 6/3/2013. Add \$1.25/hr on 6/2/2014. Premium Increase(s): DOT PREMIUM: Pay two times the hourly basic rate on Sunday, New Year's Day, Memorial Day, Independence Day, Labor Day, Thanksgiving Day & Christmas Day.	32.93	19.81	52.74
107	Cement Finisher Future Increase(s): Add \$1.87 on 6/1/13; Add \$1.87 on 6/1/14; Add \$1.87 on 6/1/15; Add \$1.75 on 6/1/16. Premium Increase(s): DOT PREMIUMS: 1) Pay two times the hourly basic rate on Sunday, New Year's Day, Memorial Day, Independence Day, Labor Day, Thanksgiving Day & Christmas Day. 2) Add \$1.40/hr when the Wisconsin Department of Transportation or responsible governing agency requires that work be performed at night under artificial illumination with traffic control and the work is completed after sunset and before sunrise.	32.09	16.13	48.22
109	Electrician Future Increase(s): Add \$1.60/hr on 6/1/2013. Premium Increase(s): DOT PREMIUM: Pay two times the hourly basic rate on Sunday, New Year's Day, Memorial Day, Independence Day, Labor Day, Thanksgiving Day & Christmas Day.	32.20	21.71	53.91
111	Fence Erector	22.50	3.98	26.48
116	Ironworker	30.90	19.11	50.01
118	Line Constructor (Electrical)	37.05	16.94	53.99
125	Pavement Marking Operator	28.10	15.00	43.10
126	Piledriver	30.66	15.31	45.97
130	Plumber	36.97	17.66	54.63

Fringe Benefits Must Be Paid On <u>All</u> Hours Worked		HOURLY BASIC RATE OF PAY	HOURLY FRINGE BENEFITS	TOTAL
<u>CODE</u>	<u>TRADE OR OCCUPATION</u>	\$	\$	\$
135	Steamfitter	41.20	16.28	57.48
137	Teledata Technician or Installer	21.26	11.75	33.01
143	Tuckpointer, Caulker or Cleaner	32.01	16.85	48.86
144	Underwater Diver (Except on Great Lakes)	37.45	19.45	56.90
146	Well Driller or Pump Installer	21.00	2.23	23.23
150	Heavy Equipment Operator - ELECTRICAL LINE CONSTRUCTION ONLY	28.24	15.10	43.34
151	Light Equipment Operator -ELECTRICAL LINE CONSTRUCTION ONLY	29.64	14.64	44.28
152	Heavy Truck Driver - ELECTRICAL LINE CONSTRUCTION ONLY	25.94	13.57	39.51
153	Light Truck Driver - ELECTRICAL LINE CONSTRUCTION ONLY	24.08	12.96	37.04
154	Groundman - ELECTRICAL LINE CONSTRUCTION ONLY	21.75	11.90	33.65

TRUCK DRIVERS

Fringe Benefits Must Be Paid On <u>All</u> Hours Worked		HOURLY BASIC RATE OF PAY	HOURLY FRINGE BENEFITS	TOTAL
<u>CODE</u>	<u>TRADE OR OCCUPATION</u>	\$	\$	\$
201	Single Axle or Two Axle	25.87	13.00	38.87
203	Three or More Axle	17.54	13.85	31.39
204	Articulated, Euclid, Dumptor, Off Road Material Hauler	31.89	17.98	49.87
205	Pavement Marking Vehicle	20.85	11.02	31.87
207	Truck Mechanic	17.00	0.00	17.00

LABORERS

Fringe Benefits Must Be Paid On <u>All</u> Hours Worked		HOURLY BASIC RATE OF PAY	HOURLY FRINGE BENEFITS	TOTAL
<u>CODE</u>	<u>TRADE OR OCCUPATION</u>	\$	\$	\$
301	General Laborer Future Increase(s): Add \$.80/hr. on 06/03/2013 Premium Increase(s): Add \$.20 for blaster, bracer, manhole builder, caulker, bottomman and power tool; Add \$.55 for pipelayer; Add \$1.00 for tunnel work 0-15 lbs. compressed air; Add \$2.00 for over 15-30 lbs. compressed air; Add \$3.00 for over 30 lbs. compressed air.	25.53	13.89	39.42
303	Landscaper	26.92	12.51	39.43

Fringe Benefits Must Be Paid On All Hours Worked

<u>CODE</u>	<u>TRADE OR OCCUPATION</u>	<u>HOURLY BASIC RATE OF PAY</u> \$	<u>HOURLY FRINGE BENEFITS</u> \$	<u>TOTAL</u> \$
304	Flagperson or Traffic Control Person	17.33	15.53	32.86
311	Fiber Optic Laborer (Outside, Other Than Concrete Encased)	17.81	12.22	30.03
314	Railroad Track Laborer	23.41	6.91	30.32

**HEAVY EQUIPMENT OPERATORS
SEWER, WATER OR TUNNEL WORK**

Fringe Benefits Must Be Paid On All Hours Worked

<u>CODE</u>	<u>TRADE OR OCCUPATION</u>	<u>HOURLY BASIC RATE OF PAY</u> \$	<u>HOURLY FRINGE BENEFITS</u> \$	<u>TOTAL</u> \$
521	Backhoe (Track Type) Having a Mfgr.'s Rated Capacity of 130,000 Lbs. or Over; Caisson Rig; Crane, Tower Crane, Pedestal Tower or Derrick, With Boom, Leads &/or Jib Lengths Measuring 176 Ft or Over; Crane, Tower Crane, Pedestal Tower or Derrick, With or Without Attachments, With a Lifting Capacity of Over 100 Tons, Self-Erecting Tower Crane With a Lifting Capacity Of Over 4,000 Lbs., Crane With Boom Dollies; Master Mechanic; Pile Driver. Future Increase(s): Add \$1/hr on 6/2/2013. Premium Increase(s): Add \$.50/hr for >200 Ton / Add \$1/hr at 300 Ton / Add \$1.50 at 400 Ton / Add \$2/hr at 500 Ton & Over.	35.12	18.46	53.58
522	Backhoe (Track Type) Having a Mfgr.'s Rated Capacity of Under 130,000 Lbs., Backhoe (Mini, 15,000 Lbs. & Under); Boring Machine (Directional); Concrete Bump Cutter, Grinder, Planing or Grooving Machine; Concrete Laser/Screed; Concrete Paver (Slipform); Concrete Pump (Over 46 Meter), Concrete Conveyor (Rotec or Bidwell Type); Concrete Spreader & Distributor; Crane, Tower Crane, Portable Tower, Pedestal Tower or Derrick, With Boom, Leads &/or Jib Lengths Measuring 175 Ft or Under; Crane, Tower Crane, Portable Tower, Pedestal Tower or Derrick, With or Without Attachments, With a Lifting Capacity of 100 Tons or Under, Self-Erecting Tower Crane With a Lifting Capacity of 4,000 Lbs. & Under; Dredge (NOT Performing Work on the Great Lakes); Milling Machine; Skid Rig; Telehandler; Traveling Crane (Bridge Type). Future Increase(s): Add \$1/hr on 6/2/2013.	32.92	18.46	51.38
523	Air Track, Rotary or Percussion Drilling Machine &/or Hammers, Blaster; Boring Machine (Horizontal or Vertical); Bulldozer or Endloader (Over 40 hp); Crane (Carry Deck, Mini) or Truck Mounted Hydraulic Crane (10 Tons or Under); Concrete Pump (46 Meter & Under), Concrete Conveyor (Rotec or Bidwell Type); Concrete Slipform Placer Curb & Gutter Machine; Gradall (Cruz-Aire Type); Grader or Motor Patrol; Hydro-Blaster (10,000 PSI or Over); Manhoist; Material or Stack Hoist; Mechanic or Welder; Roller (Over 5 Ton); Scraper (Self Propelled or Tractor Drawn) 5 cu yd or More Capacity; Screed (Milling Machine); Sideboom; Straddle Carrier or Travel Lift; Tractor (Scraper, Dozer, Pusher, Loader); Tractor or Truck Mounted Hydraulic Backhoe; Tractor or Truck Mounted Hydraulic Crane (10 Tons or Under); Trencher (Wheel Type or Chain Type Having Over 8-Inch Bucket). Future Increase(s): Add \$1/hr on 6/2/2013.	32.39	18.46	50.85

Fringe Benefits Must Be Paid On <u>All</u> Hours Worked		HOURLY BASIC RATE OF PAY	HOURLY FRINGE BENEFITS	TOTAL
CODE	TRADE OR OCCUPATION	\$	\$	\$
524	Backfiller; Broom or Sweeper; Bulldozer or Endloader (Under 40 hp); Compactor (Self-Propelled 85 Ft Total Drum Width & Over, or Tractor Mounted, Towed & Light Equipment); Concrete Batch Plant, Batch Hopper; Concrete Breaker (Large, Auto, Vibratory/Sonic, Manual or Remote); Concrete Conveyor System; Concrete Finishing Machine (Road Type); Environmental Burner; Fireman (Pile Driver & Derrick NOT Performing Work on the Great Lakes); Forestry Equipment, Timbco, Tree Shear, Tub Grinder, Processor; Hoist (Tugger, Automatic); Grout Pump; Jeep Digger; Lift Slab Machine; Mulcher; Power Subgrader; Pump (3 Inch or Over) or Well Points; Robotic Tool Carrier (With or Without Attachments); Roller (Rubber Tire, 5 Ton or Under); Screw or Gypsum Pumps; Stabilizing or Concrete Mixer (Self-Propelled or 14S or Over); Stump Chipper; Tining or Curing Machine; Trencher (Wheel Type or Chain Type Having 8-Inch Bucket & Under); Winches & A-Frames.	31.89	18.11	50.00
525	Air Compressor (&/or 400 CFM or Over); Air, Electric or Hydraulic Jacking System; Augers (Vertical & Horizontal); Compactor (Self-Propelled 84 Ft Total Drum Width & Under, or Tractor Mounted, Towed & Light Equipment); Crusher, Screening or Wash Plant; Farm or Industrial Type Tractor; Fireman (Asphalt Plant NOT Performing Work on the Great Lakes); Generator (&/or 150 KW or Over); Heaters (Mechanical); High Pressure Utility Locating Machine (Daylighting Machine); Loading Machine (Conveyor); Post Hole Digger or Driver; Refrigeration Plant or Freeze Machine; Rock, Stone Breaker; Skid Steer Loader (With or Without Attachments); Vibratory Hammer or Extractor, Power Pack. Future Increase(s): Add \$1/hr on 6/2/2013.	29.69	18.46	48.15
526	Boiler (Temporary Heat); Forklift; Greaser; Oiler.	30.44	19.10	49.54
527	Work Performed on the Great Lakes Including Diver; Wet Tender or Hydraulic Dredge Engineer.	37.45	19.45	56.90
528	Work Performed on the Great Lakes Including 70 Ton & Over Tug Operator; Assistant Hydraulic Dredge Engineer; Crane or Backhoe Operator; Hydraulic Dredge Leverman or Diver's Tender; Mechanic or Welder.	37.45	19.45	56.90
529	Work Performed on the Great Lakes Including Deck Equipment Operator or Machineryman (Maintains Cranes Over 50 Tons or Backhoes 115,000 Lbs. or More); Tug, Launch or Loader, Dozer or Like Equipment When Operated on a Barge, Breakwater Wall, Slip, Dock or Scow, Deck Machinery.	27.75	19.15	46.90
530	Work Performed on the Great Lakes Including Deck Equipment Operator; Machineryman or Fireman (Operates 4 Units or More or Maintains Cranes 50 Tons or Under or Backhoes 115,000 Lbs. or Under), Deck Hand, Deck Engineer or Assistant Tug Operator; Off Road Trucks - Great Lakes ONLY.	27.75	19.15	46.90

AIRPORT PAVEMENT OR STATE HIGHWAY CONSTRUCTION

Includes all airport projects (excluding buildings) and all projects awarded by the Wisconsin Department of Transportation (excluding buildings).

SKILLED TRADES

<u>CODE</u>	<u>TRADE OR OCCUPATION</u>	<u>HOURLY BASIC RATE OF PAY</u> \$	<u>HOURLY FRINGE BENEFITS</u> \$	<u>TOTAL</u> \$
	Fringe Benefits Must Be Paid On <u>All</u> Hours Worked			
103	Bricklayer, Blocklayer or Stonemason	35.58	19.20	54.78
105	Carpenter	30.16	15.31	45.47
107	Cement Finisher Future Increase(s): Add \$1.87 on 6/1/13; Add \$1.87 on 6/1/14; Add \$1.87 on 6/1/15; Add \$1.75 on 6/1/16. Premium Increase(s): DOT PREMIUMS: 1) Pay two times the hourly basic rate on Sunday, New Year's Day, Memorial Day, Independence Day, Labor Day, Thanksgiving Day & Christmas Day. 2) Add \$1.40/hr when the Wisconsin Department of Transportation or responsible governing agency requires that work be performed at night under artificial illumination with traffic control and the work is completed after sunset and before sunrise.	32.09	16.13	48.22
109	Electrician Premium Increase(s): DOT PREMIUM: Pay two times the hourly basic rate on Sunday, New Year's Day, Memorial Day, Independence Day, Labor Day, Thanksgiving Day & Christmas Day.	32.94	18.80	51.74
111	Fence Erector	28.00	4.50	32.50
116	Ironworker	30.90	19.11	50.01
118	Line Constructor (Electrical)	31.29	15.34	46.63
124	Painter	26.65	13.10	39.75
125	Pavement Marking Operator	29.22	16.71	45.93
126	Piledriver	30.66	15.31	45.97
133	Roofer or Waterproofer	30.40	2.23	32.63
137	Teledata Technician or Installer	21.26	11.75	33.01
143	Tuckpointer, Caulker or Cleaner	32.01	16.85	48.86
144	Underwater Diver (Except on Great Lakes)	37.45	19.45	56.90
150	Heavy Equipment Operator - ELECTRICAL LINE CONSTRUCTION ONLY	29.64	17.00	46.64
151	Light Equipment Operator -ELECTRICAL LINE CONSTRUCTION ONLY	35.50	15.09	50.59

Fringe Benefits Must Be Paid On <u>All</u> Hours Worked		HOURLY BASIC RATE OF PAY	HOURLY FRINGE BENEFITS	TOTAL
<u>CODE</u>	<u>TRADE OR OCCUPATION</u>	\$	\$	\$
152	Heavy Truck Driver - ELECTRICAL LINE CONSTRUCTION ONLY	25.94	13.57	39.51
153	Light Truck Driver - ELECTRICAL LINE CONSTRUCTION ONLY	24.08	12.96	37.04
154	Groundman - ELECTRICAL LINE CONSTRUCTION ONLY	21.75	11.90	33.65

TRUCK DRIVERS

Fringe Benefits Must Be Paid On <u>All</u> Hours Worked		HOURLY BASIC RATE OF PAY	HOURLY FRINGE BENEFITS	TOTAL
<u>CODE</u>	<u>TRADE OR OCCUPATION</u>	\$	\$	\$
201	Single Axle or Two Axle	33.22	18.90	52.12
203	Three or More Axle Future Increase(s): Add \$1.85/hr on 6/1/2013. Premium Increase(s): DOT PREMIUM: Pay two times the hourly basic rate on Sunday, New Year's Day, Memorial Day, Independence Day, Labor Day, Thanksgiving Day & Christmas Day.	23.31	17.13	40.44
204	Articulated, Euclid, Dumptor, Off Road Material Hauler Future Increase(s): Add \$2/hr on 6/1/13; Add \$1.75/hr on 6/1/14. Premium Increase(s): DOT PREMIUMS: 1) Pay two times the hourly basic rate on Sunday, New Year's Day, Memorial Day, Independence Day, Labor Day, Thanksgiving Day & Christmas Day. 2) Add \$1.25/hr night work premium. See DOT's website for details about the applicability of this night work premium at: http://roadwaystandards.dot.wi.gov/hcci/labor-wages-eeo/index.shtm .	27.77	19.90	47.67
205	Pavement Marking Vehicle	23.84	14.94	38.78
206	Shadow or Pilot Vehicle	33.22	18.90	52.12
207	Truck Mechanic	22.50	16.19	38.69

LABORERS

Fringe Benefits Must Be Paid On <u>All</u> Hours Worked		HOURLY BASIC RATE OF PAY	HOURLY FRINGE BENEFITS	TOTAL
CODE	TRADE OR OCCUPATION	\$	\$	\$
301	General Laborer Future Increase(s): Add \$1.70/hr on 6/1/2013; Add \$1.60/hr on 6/1/2014. Premium Increase(s): Add \$.10/hr for topman, air tool operator, vibrator or tamper operator (mechanical hand operated), chain saw operator and demolition burning torch laborer; Add \$.15/hr for bituminous worker (raker and luteman), formsetter (curb, sidewalk and pavement) and strike off man; Add \$.20/hr for blaster and powderman; Add \$.25/hr for bottomman; Add \$.35/hr for line and grade specialist; Add \$.45/hr for pipelayer. / DOT PREMIUMS: 1) Pay two times the hourly basic rate on Sunday, New Year's Day, Memorial Day, Independence Day, Labor Day, Thanksgiving Day & Christmas Day. 2) Add \$1.25/hr for work on projects involving temporary traffic control setup, for lane and shoulder closures, when work under artificial illumination conditions is necessary as required by the project provisions (including prep time prior to and/or cleanup after such time period).	28.35	13.90	42.25
302	Asbestos Abatement Worker	18.00	0.00	18.00
303	Landscaper Future Increase(s): Add \$1.70/hr on 6/1/13; Add \$1.60/hr on 6/1/14. Premium Increase(s): DOT PREMIUMS: 1) Pay two times the hourly basic rate on Sunday, New Year's Day, Memorial Day, Independence Day, Labor Day, Thanksgiving Day & Christmas Day. 2) Add \$1.25/hr for work on projects involving temporary traffic control setup, for lane and shoulder closures, when work under artificial illumination conditions is necessary as required by the project provisions (including prep time prior to and/or cleanup after such time period).	28.35	13.90	42.25
304	Flagperson or Traffic Control Person Future Increase(s): Add \$1.70/hr on 6/1/2013; Add \$1.60/hr on 6/1/2014. Premium Increase(s): DOT PREMIUMS: 1) Pay two times the hourly basic rate on Sunday, New Year's Day, Memorial Day, Independence Day, Labor Day, Thanksgiving Day & Christmas Day. 2) Add \$1.25/hr when the Wisconsin Department of Transportation or responsible governing agency requires that work be performed at night under artificial illumination with traffic control and the work is completed after sunset and before sunrise.	24.70	13.90	38.60
311	Fiber Optic Laborer (Outside, Other Than Concrete Encased)	17.81	12.22	30.03
314	Railroad Track Laborer	23.41	6.91	30.32

**HEAVY EQUIPMENT OPERATORS
AIRPORT PAVEMENT OR STATE HIGHWAY CONSTRUCTION**

Fringe Benefits Must Be Paid On All Hours Worked

<u>CODE</u>	<u>TRADE OR OCCUPATION</u>	<u>HOURLY BASIC RATE OF PAY</u> \$	<u>HOURLY FRINGE BENEFITS</u> \$	<u>TOTAL</u> \$
531	Crane, Tower Crane, Pedestal Tower or Derrick, With Boom, Leads &/or Jib Lengths Measuring 176 Ft or Over; Crane, Tower Crane, Pedestal Tower or Derrick, With or Without Attachments, With a Lifting Capacity of Over 100 Tons, Self-Erecting Tower Crane With a Lifting Capacity Of Over 4,000 Lbs., Crane With Boom Dollies; Traveling Crane (Bridge Type). Future Increase(s): Add \$2/hr on 6/1/13; Add \$1.75/hr on 6/1/14. Premium Increase(s): DOT PREMIUMS: 1) Pay two times the hourly basic rate on Sunday, New Year's Day, Memorial Day, Independence Day, Labor Day, Thanksgiving Day & Christmas Day. 2) Add \$1.25/hr night work premium. See DOT's website for details about the applicability of this night work premium at: http://roadwaystandards.dot.wi.gov/hcci/labor-wages-eeo/index.shtm .	35.22	19.90	55.12
532	Backhoe (Track Type) Having a Mfgr.'s Rated Capacity of 130,000 Lbs. or Over; Caisson Rig; Crane, Tower Crane, Portable Tower, Pedestal Tower or Derrick, With Boom, Leads &/or Jib Lengths Measuring 175 Ft or Under; Crane, Tower Crane, Portable Tower, Pedestal Tower or Derrick, With or Without Attachments, With a Lifting Capacity of 100 Tons or Under, Self-Erecting Tower Crane With A Lifting Capacity Of 4,000 Lbs., & Under; Dredge (NOT Performing Work on the Great Lakes); Licensed Boat Pilot (NOT Performing Work on the Great Lakes); Pile Driver. Future Increase(s): Add \$2/hr on 6/1/13; Add \$1.75/hr on 6/1/14. Premium Increase(s): DOT PREMIUMS: 1) Pay two times the hourly basic rate on Sunday, New Year's Day, Memorial Day, Independence Day, Labor Day, Thanksgiving Day & Christmas Day. 2) Add \$1.25/hr night work premium. See DOT's website for details about the applicability of this night work premium at: http://roadwaystandards.dot.wi.gov/hcci/labor-wages-eeo/index.shtm .	34.72	19.90	54.62

Fringe Benefits Must Be Paid On <u>All</u> Hours Worked		HOURLY BASIC RATE OF PAY	HOURLY FRINGE BENEFITS	TOTAL
<u>CODE</u>	<u>TRADE OR OCCUPATION</u>	\$	\$	\$
533	<p>Air Track, Rotary or Percussion Drilling Machine &/or Hammers, Blaster; Asphalt Heater, Planer & Scarifier; Asphalt Milling Machine; Asphalt Screed; Automatic Subgrader (Concrete); Backhoe (Track Type) Having a Mfgr.'s Rated Capacity of Under 130,000 Lbs., Backhoe (Mini, 15,000 Lbs. & Under); Bituminous (Asphalt) Plant & Paver, Screed; Boatmen (NOT Performing Work on the Great Lakes); Boring Machine (Directional, Horizontal or Vertical); Bridge (Bidwell) Paver; Bulldozer or Endloader; Concrete Batch Plant, Batch Hopper; Concrete Breaker (Large, Auto, Vibratory/Sonic, Manual or Remote); Concrete Bump Cutter, Grinder, Planing or Grooving Machine; Concrete Conveyor System; Concrete Laser/Screed; Concrete Paver (Slipform); Concrete Pump, Concrete Conveyor (Rotec or Bidwell Type); Concrete Slipform Placer Curb & Gutter Machine; Concrete Spreader & Distributor; Crane (Carry Deck, Mini) or Truck Mounted Hydraulic Crane (10 Tons or Under); Crane With a Lifting Capacity of 25 Tons or Under; Forestry Equipment, Timbco, Tree Shear, Tub Grinder, Processor; Gradall (Cruz-Aire Type); Grader or Motor Patrol; Grout Pump; Hydro-Blaster (10,000 PSI or Over); Loading Machine (Conveyor); Material or Stack Hoist; Mechanic or Welder; Milling Machine; Post Hole Digger or Driver; Roller (Over 5 Ton); Scraper (Self Propelled or Tractor Drawn) 5 cu yds or More Capacity; Shoulder Widener; Sideboom; Skid Rig; Stabilizing or Concrete Mixer (Self-Propelled or 14S or Over); Straddle Carrier or Travel Lift; Tractor (Scraper, Dozer, Pusher, Loader); Tractor or Truck Mounted Hydraulic Backhoe; Trencher (Wheel Type or Chain Type); Tube Finisher; Tugger (NOT Performing Work on the Great Lakes); Winches & A-Frames.</p> <p>Future Increase(s): Add \$2/hr on 6/1/13; Add \$1.75/hr on 6/1/14.</p> <p>Premium Increase(s): DOT PREMIUMS: 1) Pay two times the hourly basic rate on Sunday, New Year's Day, Memorial Day, Independence Day, Labor Day, Thanksgiving Day & Christmas Day. 2) Add \$1.25/hr night work premium. See DOT's website for details about the applicability of this night work premium at: http://roadwaystandards.dot.wi.gov/hccl/labor-wages-eef/index.shtm.</p>	34.22	19.90	54.12
534	<p>Belting, Burlap, Texturing Machine; Broom or Sweeper; Compactor (Self-Propelled or Tractor Mounted, Towed & Light Equipment); Concrete Finishing Machine (Road Type); Environmental Burner; Farm or Industrial Type Tractor; Fireman (Asphalt Plant, Pile Driver & Derrick NOT Performing Work on the Great Lakes); Forklift; Greaser; Hoist (Tugger, Automatic); Jeep Digger; Joint Sawyer (Multiple Blade); Launch (NOT Performing Work on the Great Lakes); Lift Slab Machine; Mechanical Float; Mulcher; Power Subgrader; Robotic Tool Carrier (With or Without Attachments); Roller (Rubber Tire, 5 Ton or Under); Self Propelled Chip Spreader; Shouldering Machine; Skid Steer Loader (With or Without Attachments); Telehandler; Tining or Curing Machine.</p> <p>Future Increase(s): Add \$2/hr on 6/1/13; Add \$1.75/hr on 6/1/14.</p> <p>Premium Increase(s):</p>	33.96	19.90	53.86

Fringe Benefits Must Be Paid On <u>All</u> Hours Worked		HOURLY BASIC RATE OF PAY	HOURLY FRINGE BENEFITS	TOTAL
CODE	TRADE OR OCCUPATION	\$	\$	\$
	<p>DOT PREMIUMS: 1) Pay two times the hourly basic rate on Sunday, New Year's Day, Memorial Day, Independence Day, Labor Day, Thanksgiving Day & Christmas Day. 2) Add \$1.25/hr night work premium. See DOT's website for details about the applicability of this night work premium at: http://roadwaystandards.dot.wi.gov/hcci/labor-wages-eeo/index.shtm.</p>			
535	<p>Air Compressor (&/or 400 CFM or Over); Air, Electric or Hydraulic Jacking System; Augers (Vertical & Horizontal); Automatic Belt Conveyor & Surge Bin; Boiler (Temporary Heat); Concrete Proportioning Plant; Crusher, Screening or Wash Plant; Generator (&/or 150 KW or Over); Heaters (Mechanical); High Pressure Utility Locating Machine (Daylighting Machine); Mudjack; Oiler; Prestress Machine; Pug Mill; Pump (3 Inch or Over) or Well Points; Rock, Stone Breaker; Screed (Milling Machine); Stump Chipper; Tank Car Heaters; Vibratory Hammer or Extractor, Power Pack.</p> <p>Future Increase(s): Add \$2/hr on 6/1/13; Add \$1.75/hr on 6/1/14.</p> <p>Premium Increase(s): DOT PREMIUMS: 1) Pay two times the hourly basic rate on Sunday, New Year's Day, Memorial Day, Independence Day, Labor Day, Thanksgiving Day & Christmas Day. 2) Add \$1.25/hr night work premium. See DOT's website for details about the applicability of this night work premium at: http://roadwaystandards.dot.wi.gov/hcci/labor-wages-eeo/index.shtm.</p>	33.67	19.90	53.57
536	Fiber Optic Cable Equipment.	25.74	15.85	41.59
537	Work Performed on the Great Lakes Including Diver; Wet Tender or Hydraulic Dredge Engineer.	37.45	19.45	56.90
538	Work Performed on the Great Lakes Including 70 Ton & Over Tug Operator; Assistant Hydraulic Dredge Engineer; Crane or Backhoe Operator; Hydraulic Dredge Leverman or Diver's Tender; Mechanic or Welder.	37.45	19.45	56.90
539	Work Performed on the Great Lakes Including Deck Equipment Operator or Machineryman (Maintains Cranes Over 50 Tons or Backhoes 115,000 Lbs. or More); Tug, Launch or Loader, Dozer or Like Equipment When Operated on a Barge, Breakwater Wall, Slip, Dock or Scow, Deck Machinery.	27.75	19.15	46.90
540	Work Performed on the Great Lakes Including Deck Equipment Operator, Machineryman or Fireman (Operates 4 Units or More or Maintains Cranes 50 Tons or Under or Backhoes 115,000 Lbs. or Under); Deck Hand, Deck Engineer or Assistant Tug Operator; Off Road Trucks-Great Lakes ONLY.	27.75	19.15	46.90

LOCAL STREET OR MISCELLANEOUS PAVING CONSTRUCTION
--

Includes roads, streets, alleys, trails, bridges, paths, racetracks, parking lots and driveways (except residential or agricultural), public sidewalks or other similar projects (excluding projects awarded by the Wisconsin Department of Transportation).

SKILLED TRADES

Fringe Benefits Must Be Paid On <u>All</u> Hours Worked		HOURLY BASIC RATE OF PAY	HOURLY FRINGE BENEFITS	TOTAL
<u>CODE</u>	<u>TRADE OR OCCUPATION</u>	\$	\$	\$
103	Bricklayer, Blocklayer or Stonemason	33.00	15.00	48.00
105	Carpenter	30.16	15.31	45.47
107	Cement Finisher	31.48	15.68	47.16
109	Electrician Premium Increase(s): DOT PREMIUM: Pay two times the hourly basic rate on Sunday, New Year's Day, Memorial Day, Independence Day, Labor Day, Thanksgiving Day & Christmas Day.	32.94	18.80	51.74
111	Fence Erector	22.50	3.98	26.48
116	Ironworker	30.90	19.11	50.01
118	Line Constructor (Electrical)	37.05	16.94	53.99
124	Painter	24.80	14.78	39.58
125	Pavement Marking Operator	28.10	15.00	43.10
126	Piledriver	30.66	15.31	45.97
133	Roofer or Waterproofer	30.40	2.23	32.63
137	Teledata Technician or Installer	21.26	11.75	33.01
143	Tuckpointer, Caulker or Cleaner	32.01	16.85	48.86
144	Underwater Diver (Except on Great Lakes)	37.45	19.45	56.90
150	Heavy Equipment Operator - ELECTRICAL LINE CONSTRUCTION ONLY	29.64	14.55	44.19
151	Light Equipment Operator -ELECTRICAL LINE CONSTRUCTION ONLY Premium Increase(s): DOT PREMIUM: Pay two times the hourly basic rate on Sunday, New Year's Day, Memorial Day, Independence Day, Labor Day, Thanksgiving Day & Christmas Day.	30.60	14.64	45.24
152	Heavy Truck Driver - ELECTRICAL LINE CONSTRUCTION ONLY	25.94	13.57	39.51
153	Light Truck Driver - ELECTRICAL LINE CONSTRUCTION ONLY	24.08	12.96	37.04
154	Groundman - ELECTRICAL LINE CONSTRUCTION ONLY	21.75	11.90	33.65

TRUCK DRIVERS

Fringe Benefits Must Be Paid On <u>All</u> Hours Worked				
<u>CODE</u>	<u>TRADE OR OCCUPATION</u>	<u>HOURLY BASIC RATE OF PAY</u>	<u>HOURLY FRINGE BENEFITS</u>	<u>TOTAL</u>
		\$	\$	\$
201	Single Axle or Two Axle	25.87	13.00	38.87
203	Three or More Axle	17.00	0.00	17.00
204	Articulated, Euclid, Dumptor, Off Road Material Hauler Future Increase(s): Add \$1/hr on 6/2/2013.	32.39	18.46	50.85
205	Pavement Marking Vehicle	20.85	11.02	31.87
206	Shadow or Pilot Vehicle	25.87	13.00	38.87
207	Truck Mechanic	17.00	0.00	17.00

LABORERS

Fringe Benefits Must Be Paid On <u>All</u> Hours Worked				
<u>CODE</u>	<u>TRADE OR OCCUPATION</u>	<u>HOURLY BASIC RATE OF PAY</u>	<u>HOURLY FRINGE BENEFITS</u>	<u>TOTAL</u>
		\$	\$	\$
301	General Laborer	27.20	13.37	40.57
303	Landscaper	18.25	1.11	19.36
304	Flagperson or Traffic Control Person	17.33	15.53	32.86
311	Fiber Optic Laborer (Outside, Other Than Concrete Encased)	17.81	12.22	30.03
314	Railroad Track Laborer	23.41	6.91	30.32

**HEAVY EQUIPMENT OPERATORS
CONCRETE PAVEMENT OR BRIDGE WORK**

Fringe Benefits Must Be Paid On <u>All</u> Hours Worked		HOURLY BASIC RATE OF PAY	HOURLY FRINGE BENEFITS	TOTAL
<u>CODE</u>	<u>TRADE OR OCCUPATION</u>	\$	\$	\$
541	Crane, Tower Crane, Pedestal Tower or Derrick, With or Without Attachments, With a Lifting Capacity of Over 100 Tons, Self-Erecting Tower Crane With a Lifting Capacity Of Over 4,000 Lbs., Crane With Boom Dollies; Crane, Tower Crane, Pedestal Tower or Derrick, With Boom, Leads &/or Jib Lengths Measuring 176 Ft or Over; Master Mechanic. Future Increase(s): Add \$2/hr on 6/1/13; Add \$1.75/hr on 6/1/14. Premium Increase(s): DOT PREMIUMS: 1) Pay two times the hourly basic rate on Sunday, New Year's Day, Memorial Day, Independence Day, Labor Day, Thanksgiving Day & Christmas Day. 2) Add \$1.25/hr night work premium. See DOT's website for details about the applicability of this night work premium at: http://roadwaystandards.dot.wi.gov/hcci/labor-wages-eeo/index.shtm .	35.22	19.90	55.12
542	Backhoe (Track Type) Having a Mfgr.'s Rated Capacity of 130,000 Lbs. or Over; Caisson Rig; Crane, Tower Crane, Portable Tower, Pedestal Tower or Derrick, With or Without Attachments, With a Lifting Capacity of 100 Tons or Under, Self-Erecting Tower Crane With a Lifting Capacity of 4,000 Lbs. & Under; Crane, Tower Crane Portable Tower, Pedestal Tower or Derrick, With Boom, Leads &/or Jib Lengths Measuring 175 Ft or Under; Dredge (NOT Performing Work on the Great Lakes); Licensed Boat Pilot (NOT Performing Work on the Great Lakes); Pile Driver. Future Increase(s): Add \$2/hr on 6/1/13; Add \$1.75/hr on 6/1/14. Premium Increase(s): DOT PREMIUMS: 1) Pay two times the hourly basic rate on Sunday, New Year's Day, Memorial Day, Independence Day, Labor Day, Thanksgiving Day & Christmas Day. 2) Add \$1.25/hr night work premium. See DOT's website for details about the applicability of this night work premium at: http://roadwaystandards.dot.wi.gov/hcci/labor-wages-eeo/index.shtm .	34.72	19.90	54.62

Fringe Benefits Must Be Paid On <u>All</u> Hours Worked		HOURLY BASIC RATE OF PAY	HOURLY FRINGE BENEFITS	TOTAL
CODE	TRADE OR OCCUPATION	\$	\$	\$
543	<p>Air Track, Rotary or Percussion Drilling Machine &/or Hammers, Blaster; Automatic Subgrader (Concrete); Backhoe (Track Type) Having a Mfgr.'s Rated Capacity of Under 130,000 Lbs., Backhoe (Mini, 15,000 Lbs. & Under); Boring Machine (Directional, Horizontal or Vertical); Bridge (Bidwell) Paver; Bulldozer or Endloader; Concrete Batch Plant, Batch Hopper; Concrete Breaker (Large, Auto, Vibratory/Sonic, Manual or Remote); Concrete Bump Cutter, Grinder, Planing or Grooving Machine; Concrete Conveyor System; Concrete Laser/Screed; Concrete Paver (Slipform); Concrete Pump, Concrete Conveyor (Rotec or Bidwell Type); Concrete Slipform Placer Curb & Gutter Machine; Concrete Spreader & Distributor; Crane (Carry Deck, Mini) or Truck Mounted Hydraulic Crane (10 Tons or Under); Crane With a Lifting Capacity of 25 Tons or Under; Forestry Equipment, Timbco, Tree Shear, Tub Grinder, Processor; Gradall (Cruz-Aire Type); Grader or Motor Patrol; Grout Pump; Hydro-Blaster (10,000 PSI or Over); Loading Machine (Conveyor); Manhoist; Material or Stack Hoist; Mechanic or Welder; Milling Machine; Post Hole Digger or Driver; Scraper (Self Propelled or Tractor Drawn) 5 cu yds or More Capacity; Shoulder Widener; Sideboom; Skid Rig; Stabilizing or Concrete Mixer (Self-Propelled or 14S or Over); Straddle Carrier or Travel Lift; Tractor (Scraper, Dozer, Pusher, Loader); Tractor or Truck Mounted Hydraulic Backhoe; Trencher (Wheel Type or Chain Type); Tube Finisher; Tugger (NOT Performing Work on the Great Lakes); Winches & A-Frames.</p> <p>Future Increase(s): Add \$2/hr on 6/1/13; Add \$1.75/hr on 6/1/14.</p> <p>Premium Increase(s): DOT PREMIUMS: 1) Pay two times the hourly basic rate on Sunday, New Year's Day, Memorial Day, Independence Day, Labor Day, Thanksgiving Day & Christmas Day. 2) Add \$1.25/hr night work premium. See DOT's website for details about the applicability of this night work premium at: http://roadwaystandards.dot.wi.gov/hcci/labor-wages-eeo/index.shtm.</p>	34.22	19.90	54.12
544	<p>Backfiller; Belting, Burlap, Texturing Machine; Broom or Sweeper; Compactor (Self-Propelled or Tractor Mounted, Towed & Light Equipment); Concrete Finishing Machine (Road Type); Environmental Burner; Farm or Industrial Type Tractor; Fireman (Pile Driver & Derrick NOT Performing Work on the Great Lakes); Forklift; Greaser; Jeep Digger; Joint Sawyer (Multiple Blade); Launch (NOT Performing Work on the Great Lakes); Lift Slab Machine; Mechanical Float; Mulcher; Power Subgrader; Robotic Tool Carrier (With or Without Attachments); Self Propelled Chip Spreader; Shouldering Machine; Skid Steer Loader (With or Without Attachments); Telehandler; Tining or Curing Machine.</p> <p>Future Increase(s): Add \$2/hr on 6/1/13; Add \$1.75/hr on 6/1/14.</p> <p>Premium Increase(s): DOT PREMIUMS: 1) Pay two times the hourly basic rate on Sunday, New Year's Day, Memorial Day, Independence Day, Labor Day, Thanksgiving Day & Christmas Day. 2) Add \$1.25/hr night work premium. See DOT's website for details about the applicability of this night work premium at: http://roadwaystandards.dot.wi.gov/hcci/labor-wages-eeo/index.shtm.</p>	33.96	19.90	53.86

Fringe Benefits Must Be Paid On <u>All</u> Hours Worked		HOURLY BASIC RATE OF PAY	HOURLY FRINGE BENEFITS	TOTAL
CODE	TRADE OR OCCUPATION	\$	\$	\$
545	Air Compressor (&/or 400 CFM or Over); Air, Electric or Hydraulic Jacking System; Automatic Belt Conveyor & Surge Bin; Boiler (Temporary Heat); Concrete Proportioning Plant; Crusher, Screening or Wash Plant; Generator (&/or 150 KW or Over); Heaters (Mechanical); High Pressure Utility Locating Machine (Daylighting Machine); Mudjack; Oiler; Prestress Machine; Pug Mill; Pump (3 Inch or Over) or Well Points; Rock, Stone Breaker; Screed (Milling Machine); Stump Chipper; Tank Car Heaters; Vibratory Hammer or Extractor, Power Pack.	29.82	17.98	47.80
546	Fiber Optic Cable Equipment.	25.74	15.85	41.59
547	Work Performed on the Great Lakes Including Diver; Wet Tender or Hydraulic Dredge Engineer.	37.45	19.45	56.90
548	Work Performed on the Great Lakes Including 70 Ton & Over Tug Operator; Assistant Hydraulic Dredge Engineer; Crane or Backhoe Operator; Hydraulic Dredge Leverman or Diver's Tender; Mechanic or Welder.	37.45	19.45	56.90
549	Work Performed on the Great Lakes Including Deck Equipment Operator or Machineryman (Maintains Cranes Over 50 Tons or Backhoes 115,000 Lbs. or more); Tug, Launch or Loader, Dozer or Like Equipment When Operated on a Barge, Breakwater Wall, Slip, Dock or Scow, Deck Machinery.	27.75	19.15	46.90
550	Work Performed on the Great Lakes Including Deck Equipment Operator; Machineryman or Fireman (Operates 4 Units or More or Maintains Cranes 50 Tons or Under or Backhoes 115,000 Lbs. or Under); Deck Hand, Deck Engineer or Assistant Tug Operator; Off Road Trucks - Great Lakes ONLY.	27.75	19.15	46.90

**HEAVY EQUIPMENT OPERATORS
ASPHALT PAVEMENT OR OTHER WORK**

Fringe Benefits Must Be Paid On <u>All</u> Hours Worked		HOURLY BASIC RATE OF PAY	HOURLY FRINGE BENEFITS	TOTAL
CODE	TRADE OR OCCUPATION	\$	\$	\$
551	Crane, Tower Crane, Pedestal Tower or Derrick, With or Without Attachments, With a Lifting Capacity of Over 100 Tons, Self Erecting Tower Crane With a Lifting Capacity of Over 4,000 Lbs., Crane With Boom Dollies; Crane, Tower Crane, Pedestal Tower or Derrick, With Boom, Leads and/or Jib Lengths Measuring 176 Ft or Over; Master Mechanic.	34.62	17.98	52.60
552	Backhoe (Track Type) Having a Mfgr.'s Rated Capacity of 130,000 Lbs. or Over; Caisson Rig; Crane, Tower Crane, Portable Tower, Pedestal Tower or Derrick, With or Without Attachments, With a Lifting Capacity of 100 Tons or Under, Self-Erecting Tower Crane With a Lifting Capacity Of 4,000 Lbs. & Under; Crane, Tower Crane, Portable Tower, Pedestal Tower or Derrick, With Boom, Leads &/or Jib Lengths Measuring 175 Ft or Under; Dredge (NOT Performing Work on the Great Lakes); Licensed Boat Pilot (NOT Performing Work on the Great Lakes); Pile Driver. Future Increase(s): Add \$1/hr on 6/2/2013.	32.92	18.46	51.38

Fringe Benefits Must Be Paid On <u>All</u> Hours Worked		HOURLY BASIC RATE OF PAY	HOURLY FRINGE BENEFITS	TOTAL
CODE	TRADE OR OCCUPATION	\$	\$	\$
553	<p>Air, Track, Rotary or Percussion Drilling Machine &/or Hammers, Blaster; Asphalt Heater, Planer & Scarifier; Asphalt Milling Machine; Asphalt Screed; Backhoe (Track Type) Having a Mfgr.'s Rated Capacity of Under 130,000 Lbs., Backhoe (Mini, 15,000 Lbs. & Under); Bituminous (Asphalt) Plant & Paver, Screed; Boring Machine (Directional, Horizontal or Vertical); Bulldozer or Endloader; Concrete Breaker (Large, Auto, Vibratory/Sonic, Manual or Remote); Concrete Conveyor System; Concrete Laser/Screed; Concrete Slipform Placer Curb & Gutter Machine; Crane (Carry Deck, Mini) or Truck Mounted Hydraulic Crane (10 Tons or Under); Crane With a Lifting Capacity of 25 Tons or Under; Forestry Equipment, Timbco, Tree Shear, Tub Grinder, Processor; Gradall (Cruz-Aire Type); Grader or Motor Patrol; Hydro-Blaster (10,000 PSI or Over); Loading Machine (Conveyor); Manhoist; Material or Stack Hoist; Mechanic or Welder; Milling Machine; Post Hole Digger or Driver; Railroad Track Rail Leveling Machine, Tie Placer, Extractor, Tamper, Stone Leveler or Rehabilitation Equipment; Roller (Over 5 Ton); Scraper (Self Propelled or Tractor Drawn) 5 cu yds or More Capacity; Shoulder Widener; Sideboom; Skid Rig; Stabilizing or Concrete Mixer (Self-Propelled or 14S or Over); Tractor (Scraper, Dozer, Pusher, Loader); Tractor or Truck Mounted Hydraulic Backhoe; Trencher (Wheel Type or Chain Type); Tube Finisher; Tugger (NOT Performing Work on the Great Lakes); Winches & A-Frames.</p> <p>Future Increase(s): Add \$1/hr on 6/2/2013.</p>	32.39	18.46	50.85
554	<p>Backfiller; Broom or Sweeper; Compactor (Self-Propelled or Tractor Mounted, Towed & Light Equipment); Concrete Finishing Machine (Road Type); Environmental Burner; Farm or Industrial Type Tractor; Fireman (Asphalt Plant, Pile Driver & Derrick NOT Performing Work on the Great Lakes); Forklift; Greaser; Hoist (Tugger, Automatic); Jeep Digger; Joint Sawyer (Multiple Blade); Launch (NOT Performing Work on the Great Lakes); Lift Slab Machine; Mechanical Float; Mulcher; Power Subgrader; Robotic Tool Carrier (With or Without Attachments); Roller (Rubber Tire, 5 Ton or Under); Self-Propelled Chip Spreader; Shouldering Machine; Skid Steer Loader (With or Without Attachments); Telehandler.</p> <p>Future Increase(s): Add \$2/hr on 6/1/13; Add \$1.75/hr on 6/1/14.</p>	33.67	19.55	53.22
555	<p>Air Compressor (&/or 400 CFM or Over); Air, Electric or Hydraulic Jacking System; Augers (Vertical & Horizontal); Automatic Belt Conveyor & Surge Bin; Boiler (Temporary Heat); Crusher, Screening or Wash Plant; Generator (&/or 150 KW or Over); Heaters (Mechanical); High Pressure Utility Locating Machine (Daylighting Machine); Mudjack; Oiler; Prestress Machine; Pug Mill; Pump (3 Inch or Over) or Well Points; Rock, Stone Breaker; Screed (Milling Machine); Stump Chipper; Tank Car Heaters; Vibratory Hammer or Extractor, Power Pack.</p> <p>Future Increase(s): Add \$2/hr on 6/1/13; Add \$1.75/hr on 6/1/14.</p>	33.67	19.55	53.22
556	Fiber Optic Cable Equipment.	25.74	15.85	41.59

RESIDENTIAL OR AGRICULTURAL CONSTRUCTION

Includes single family houses or apartment buildings of no more than four (4) stories in height and all buildings, structures or facilities that are primarily used for agricultural or farming purposes, excluding commercial buildings. For classification purposes, the exterior height of a residential building, in terms of stories, is the primary consideration. All incidental items such as site work, driveways, parking lots, private sidewalks, private septic systems or sewer and water laterals connected to a public system and swimming pools are included within this definition. Residential buildings of five (5) stories and above are NOT included within this definition.

SKILLED TRADES

<u>CODE</u>	<u>TRADE OR OCCUPATION</u>	<u>HOURLY BASIC RATE OF PAY</u> \$	<u>HOURLY FRINGE BENEFITS</u> \$	<u>TOTAL</u> \$
101	Acoustic Ceiling Tile Installer	19.50	11.10	30.60
102	Boilermaker	31.09	24.52	55.61
103	Bricklayer, Blocklayer or Stonemason	23.00	0.00	23.00
104	Cabinet Installer	16.25	3.22	19.47
105	Carpenter	30.16	1.36	31.52
106	Carpet Layer or Soft Floor Coverer	23.95	6.48	30.43
107	Cement Finisher	22.46	2.71	25.17
108	Drywall Taper or Finisher	15.50	0.00	15.50
109	Electrician	17.00	13.64	30.64
110	Elevator Constructor	44.94	23.84	68.78
111	Fence Erector	18.52	5.93	24.45
112	Fire Sprinkler Fitter	36.07	18.60	54.67
113	Glazier	37.13	12.32	49.45
114	Heat or Frost Insulator	35.00	0.00	35.00
115	Insulator (Batt or Blown)	18.50	13.98	32.48
116	Ironworker	30.90	19.11	50.01
117	Lather	30.16	1.36	31.52
119	Marble Finisher	16.50	2.38	18.88
120	Marble Mason	23.00	0.00	23.00
121	Metal Building Erector	16.52	1.82	18.34
123	Overhead Door Installer	17.00	0.00	17.00
124	Painter	23.00	11.27	34.27
125	Pavement Marking Operator	28.10	15.00	43.10

Fringe Benefits Must Be Paid On <u>All</u> Hours Worked		HOURLY BASIC RATE OF PAY	HOURLY FRINGE BENEFITS	TOTAL
<u>CODE</u>	<u>TRADE OR OCCUPATION</u>	\$	\$	\$
129	Plasterer	20.00	0.00	20.00
130	Plumber	38.90	0.00	38.90
132	Refrigeration Mechanic	33.00	1.79	34.79
133	Rofer or Waterproofer	17.50	3.73	21.23
134	Sheet Metal Worker	21.03	3.40	24.43
135	Steamfitter	41.20	16.28	57.48
137	Teledata Technician or Installer	19.23	1.46	20.69
138	Temperature Control Installer	21.00	0.00	21.00
139	Terrazzo Finisher	26.57	16.00	42.57
140	Terrazzo Mechanic	30.01	17.13	47.14
141	Tile Finisher	20.60	4.88	25.48
142	Tile Setter	19.00	0.00	19.00
143	Tuckpointer, Caulker or Cleaner	32.50	2.84	35.34
146	Well Driller or Pump Installer	19.00	7.30	26.30
147	Siding Installer	19.07	0.00	19.07

TRUCK DRIVERS

Fringe Benefits Must Be Paid On <u>All</u> Hours Worked		HOURLY BASIC RATE OF PAY	HOURLY FRINGE BENEFITS	TOTAL
<u>CODE</u>	<u>TRADE OR OCCUPATION</u>	\$	\$	\$
201	Single Axle or Two Axle	28.05	4.18	32.23
203	Three or More Axle	20.00	4.37	24.37
205	Pavement Marking Vehicle	20.85	11.02	31.87
207	Truck Mechanic	19.00	1.85	20.85

LABORERS

Fringe Benefits Must Be Paid On <u>All</u> Hours Worked		HOURLY BASIC RATE OF PAY	HOURLY FRINGE BENEFITS	TOTAL
<u>CODE</u>	<u>TRADE OR OCCUPATION</u>	\$	\$	\$
301	General Laborer	19.80	7.22	27.02
302	Asbestos Abatement Worker	18.00	6.24	24.24
303	Landscaper	13.15	6.51	19.66

Fringe Benefits Must Be Paid On All Hours Worked

<u>CODE</u>	<u>TRADE OR OCCUPATION</u>	<u>HOURLY BASIC RATE OF PAY</u> \$	<u>HOURLY FRINGE BENEFITS</u> \$	<u>TOTAL</u> \$
311	Fiber Optic Laborer (Outside, Other Than Concrete Encased)	17.81	12.22	30.03
315	Final Construction Clean-Up Worker	15.00	0.00	15.00

**HEAVY EQUIPMENT OPERATORS
RESIDENTIAL OR AGRICULTURAL CONSTRUCTION**

Fringe Benefits Must Be Paid On All Hours Worked

<u>CODE</u>	<u>TRADE OR OCCUPATION</u>	<u>HOURLY BASIC RATE OF PAY</u> \$	<u>HOURLY FRINGE BENEFITS</u> \$	<u>TOTAL</u> \$
557	Asphalt Heater, Planer & Scarifier; Asphalt Milling Machine; Asphalt Screed; Backhoe (Track Type); Backhoe (Mini, 15,000 Lbs. & Under); Bituminous (Asphalt) Plant & Paver, Screed; Boring Machine (Directional, Horizontal or Vertical); Bulldozer or Endloader; Concrete Breaker (Large, Auto, Vibratory/Sonic, Manual or Remote); Concrete Bump Cutter, Grinder, Planing or Grooving Machine; Concrete Conveyor System; Concrete Laser/Screed; Concrete Paver (Slipform); Concrete Pump, Concrete Conveyor (Rotec or Bidwell Type); Concrete Slipform Placer Curb & Gutter Machine; Concrete Spreader & Distributor; Crane (Carry Deck, Mini) or Truck Mounted Hydraulic Crane (10 Tons or Under); Crane With a Lifting Capacity of 25 Tons or Under; Crane, Shovel, Dragline, Clamshells; Forestry Equipment, Tlmbco, Tree Shear, Tub Grinder, Processor; Grader or Motor Patrol; Grout Pump; Hydro-Blaster (10,000 PSI or Over); Loading Machine (Conveyor); Manhoist; Material or Stack Hoist; Mechanic or Welder; Milling Machine; Roller (Over 5 Ton); Scraper (Self Propelled or Tractor Drawn) 5 cu yds or More Capacity; Shoulder Widener; Skid Rig; Stabilizing or Concrete Mixer (Self-Propelled or 14S or Over); Tractor (Scraper, Dozer, Pusher, Loader); Tractor or Truck Mounted Hydraulic Backhoe; Tractor or Truck Mounted Hydraulic Crane (10 Tons or Under); Trencher (Wheel Type or Chain Type); Winches & A-Frames.	31.89	18.20	50.09
558	Air Compressor (&/or 400 CFM or Over); Air, Electric or Hydraulic Jacking System; Backfiller; Belting, Burlap, Texturing Machine; Boiler (Temporary Heat); Broom or Sweeper; Compactor (Self-Propelled or Tractor Mounted, Towed & Light Equipment); Concrete Finishing Machine (Road Type); Farm or Industrial Type Tractor; Forklift; Generator (&/or 150 KW or Over); Heaters (Mechanical); High Pressure Utility Locating Machine (Daylighting Machine); Jeep Digger; Lift Slab Machine; Mulcher; Oiler; Post Hole Digger or Driver; Power Subgrader; Pump (3 Inch or Over) or Well Points; Robotic Tool Carrier (With or Without Attachments); Rock, Stone Breaker; Roller (Rubber Tire, 5 Tons or Under); Screed (Milling Machine); Self Propelled Chip Spreader; Shouldering Machine; Skid Steer Loader (With or Without Attachments); Stump Chipper; Telehandler; Vibratory Hammer or Extractor, Power Pack.	28.70	4.91	33.61

***** END OF RATES *****