

BID OF _____

2014

PROPOSAL, CONTRACT, BOND AND SPECIFICATIONS

FOR

HIGHLAND MANOR STORM SHELTER (SITE GRADING COMPONENT)

CONTRACT NO. 7319

**PROJECT #53W1625
IN**

MADISON, DANE COUNTY, WISCONSIN

AWARDED BY THE COMMON COUNCIL
MADISON, WISCONSIN ON _____

CITY ENGINEERING DIVISION
1600 EMIL STREET
MADISON, WISCONSIN 53713

<https://bidexpress.com/login>

**HIGHLAND MANOR STORM SHELTER (SITE GRADING COMPONENT)
CONTRACT NO. 7319**

INDEX

SECTION A: ADVERTISEMENT FOR BIDS AND INSTRUCTIONS TO BIDDERSA-1

SECTION B: PROPOSAL SECTION.....B-1

SECTION C: SMALL BUSINESS ENTERPRISE C-1

SECTION D: SPECIAL PROVISIONS..... D-1

SECTION E: BIDDER'S ACKNOWLEDGEMENTE-1

SECTION F: DISCLOSURE OF OWNERSHIP & BEST VALUE CONTRACTINGF-1

SECTION G: BID BOND G-1

SECTION H: AGREEMENT H-1

SECTION I: PAYMENT AND PERFORMANCE BONDI-1

SECTION J: PREVAILING WAGE RATES..... J-1

This Proposal, and Agreement have
been prepared by:

**CITY ENGINEERING DIVISION
CITY OF MADISON
MADISON, DANE COUNTY, WISCONSIN**



Robert F. Phillips, P.E., City Engineer

RFP: KF

SECTION A: ADVERTISEMENT FOR BIDS AND INSTRUCTIONS TO BIDDERS

REQUEST FOR BID FOR PUBLIC WORKS CONSTRUCTION CITY OF MADISON, WISCONSIN

A BEST VALUE CONTRACTING MUNICIPALITY

PROJECT NAME:	HIGHLAND MANOR STORM SHELTER (SITE GRADING COMPONENT)
CONTRACT NO.:	7319
SBE GOAL	10%
BID BOND	5%
PRE BID MEETING (1:00 P.M.)	MAY 30, 2014
PREQUALIFICATION APPLICATION DUE (1:00 P.M)	MAY 30, 2014
BID SUBMISSION (1:00 P.M.)	JUNE 6, 2014
BID OPEN (1:30 P.M.)	JUNE 6, 2014
PUBLISHED IN WSJ	5/16/13, 5/23/13 & 5/30/13

PRE BID MEETING: Representatives of the Affirmative Action Department will be present to discuss the Small Business Enterprise requirements at 1600 Emil Street, Madison Wisconsin.

PREQUALIFICATION APPLICATION: Forms are available on our website, www.cityofmadison.com/business/pw/forms.cfm. If not currently prequalified in the categories listed in Section A, an amendment to your Prequalification will need to be submitted prior to the same due date. Postmark is not applicable.

BIDS TO BE SUBMITTED by hand to 1600 EMIL ST., MADISON, WI 53713 or online at www.bidexpress.com.

THE BID OPENING is at 1600 EMIL ST., MADISON, WI 53713.

STANDARD SPECIFICATIONS

The City of Madison's Standard Specifications for Public Works Construction - 2014 Edition, as supplemented and amended from time to time, forms a part of these contract documents as if attached hereto.

These standard specifications are available on the City of Madison Public Works website, www.cityofmadison.com/Business/PW/specs.cfm.

The Contractor shall review these Specifications prior to preparation of proposals for the work to be done under this contract, with specific attention to Article 102, "BIDDING REQUIREMENTS AND CONDITIONS" and Article 103, "AWARD AND EXECUTION OF THE CONTRACT." For the convenience of the bidder, below are highlights of three subsections of the specifications.

SECTION 102.1: PRE-QUALIFICATION OF BIDDERS

In accordance with Wisconsin State Statutes 66.0901 (2) and (3), all bidders must submit to the Board of Public Works proof of responsibility on forms furnished by the City. The City requires that all bidders be qualified on a biennial basis.

Bidders must present satisfactory evidence that they have been regularly engaged in the type of work specified herein and they are fully prepared with necessary capital, materials, machinery and supervisory personnel to conduct the work to be contracted for to the satisfaction of the City. All bidders must be pre-

qualified by the Board of Public Works for the type of construction on which they are bidding prior to the opening of the bid.

In accordance with Section 39.02(9)(a)l. of the General Ordinances, all bidders shall submit in writing to the Affirmative Action Division Manager of the City of Madison, a Certificate of Compliance or an Affirmative Action Plan at the same time or prior to the submission of the proof of responsibility forms.

The bidder shall be disqualified if the bidder fails to or refuses to, prior to opening of the bid, submit a Certificate of compliance, Affirmative Action Plan or Affirmative Action Data Update, as applicable, as defined by Section 39.02 of the General Ordinances (entitled Affirmative Action) and as required by Section 102.11 of the Standard Specifications.

SECTION 102.4 PROPOSAL

No bid will be accepted that does not contain an adequate or reasonable price for each and every item named in the Schedule of Unit Prices.

A lump sum bid for the work in accordance with the plans and specifications is required. The lump sum bid must be the same as the total amounts bid for the various items and it shall be inserted in the space provided.

All papers bound with or attached to the proposal form are considered a part thereof and must not be detached or altered when the proposal is submitted. The plans, specifications and other documents designated in the proposal form will be considered a part of the proposal whether attached or not.

A proposal submitted by an individual shall be signed by the bidder or by a duly authorized agent. A proposal submitted by a partnership shall be signed by a member/partner or by a duly authorized agent thereof. A proposal submitted by a corporation shall be signed by an authorized officer or duly authorized registered agent of such corporation, and the proposal shall show the name of the State under the laws of which such corporation was chartered. The required signatures shall in all cases appear in the space provided thereof on the proposal.

Each proposal shall be placed, together with the proposal guaranty, in a sealed envelope, so marked as to indicate name of project, the contract number or option to which it applies, and the name and address of the Contractor or submitted electronically through Bid Express (www.bidexpress.com). Proposals will be accepted at the location, the time and the date designated in the advertisement. Proposals received after the time and date designated will be returned to the bidder unopened.

The Bidder shall execute the Disclosure of Ownership form. REFER TO SECTION F.

SECTION 102.5: BID DEPOSIT (PROPOSAL GUARANTY)

All bids, sealed or electronic, must be accompanied with a Bid Bond equal to at least 5% of the bid or a Certificate of Annual/Biennial Bid Bond or certified check, payable to the City Treasurer. Bid deposit of the successful bidders shall be returned within forty-eight (48) hours following execution of the contract and bond as required.

PREVAILING WAGE RATES

Prevailing Wage Rates may be required and are attached in Section J of the contract. See Special Provisions to determine applicability.

Bidders for this Contract(s) must be Pre-Qualified for at least one of the following type(s) of construction denoted by an

Building Demolition

- 101 Asbestos Removal
- 120 House Mover

- 110 Building Demolition

Street, Utility and Site Construction

- 201 Asphalt Paving
- 205 Blasting
- 210 Boring/Pipe Jacking
- 215 Concrete Paving
- 220 Con. Sidewalk/Curb & Gutter/Misc. Flat Work
- 221 Concrete Bases and Other Concrete Work
- 222 Concrete Removal
- 225 Dredging
- 230 Fencing
- 235 Fiber Optic Cable/Conduit Installation
- 240 Grading and Earthwork
- 241 Horizontal Saw Cutting of Sidewalk
- 242 Infrared Seamless Patching
- 245 Landscaping, Maintenance
- 250 Landscaping, Site and Street
- 251 Parking Ramp Maintenance
- 252 Pavement Marking
- 255 Pavement Sealcoating and Crack Sealing
- 260 Petroleum Above/Below Ground Storage Tank Removal/Install
- 265 Retaining Walls, Precast Modular Units

- 270 Retaining Walls, Reinforced Concrete
- 275 Sanitary, Storm Sewer and Water Main Construction
- 276 Sawcutting
- 280 Sewer Lateral Drain Cleaning/Internal TV Insp.
- 285 Sewer Lining
- 290 Sewer Pipe Bursting
- 295 Soil Borings
- 300 Soil Nailing
- 305 Storm & Sanitary Sewer Laterals & Water Svc.
- 310 Street Construction
- 315 Street Lighting
- 318 Tennis Court Resurfacing
- 320 Traffic Signals
- 325 Traffic Signing & Marking
- 332 Tree pruning/removal
- 333 Tree, pesticide treatment of
- 335 Trucking
- 340 Utility Transmission Lines including Natural Gas, Electrical & Communications
- 399 Other _____

Bridge Construction

- 501 Bridge Construction and/or Repair

Building Construction

- 401 Floor Covering (including carpet, ceramic tile installation, rubber, VCT)
- 402 Building Automation Systems
- 403 Concrete
- 404 Doors and Windows
- 405 Electrical - Power, Lighting & Communications
- 410 Elevator - Lifts
- 412 Fire Suppression
- 413 Furnishings - Furniture and Window Treatments
- 415 General Building Construction, Equal or Less than \$250,000
- 420 General Building Construction, \$250,000 to \$1,500,000
- 425 General Building Construction, Over \$1,500,000
- 428 Glass and/or Glazing
- 429 Hazardous Material Removal
- 430 Heating, Ventilating and Air Conditioning (HVAC)
- 433 Insulation - Thermal
- 435 Masonry/Tuck pointing

- 437 Metals
- 440 Painting and Wallcovering
- 443 Playground Installer
- 445 Plumbing
- 450 Pump Repair
- 455 Pump Systems
- 460 Roofing and Moisture Protection
- 464 Tower Crane Operator
- 461 Solar Photovoltaic/Hot Water Systems
- 465 Soil/Groundwater Remediation
- 466 Warning Sirens
- 470 Water Supply Elevated Tanks
- 475 Water Supply Wells
- 480 Wood, Plastics & Composites - Structural & Architectural
- 499 Other _____

State of Wisconsin Certifications

- 1 Class 5 Blaster - Blasting Operations and Activities 2500 feet and closer to inhabited buildings for quarries, open pits and road cuts.
- 2 Class 6 Blaster - Blasting Operations and Activities 2500 feet and closer to inhabited buildings for trenches, site excavations, basements, underwater demolition, underground excavations, or structures 15 feet or less in height.
- 3 Class 7 Blaster - Blasting Operations and Activities for structures greater than 15' in height, bridges, towers, and any of the objects or purposes listed as "Class 5 Blaster or Class 6 Blaster".
- 4 Petroleum Above/Below Ground Storage Tank Removal and Installation (Attach copies of State Certifications.)
- 5 Hazardous Material Removal (Contractor to be certified for asbestos and lead abatement per the Wisconsin Department of Health Services, Asbestos and Lead Section (A&LS).) See the following link for application: www.dhs.wisconsin.gov/Asbestos/Cert. State of Wisconsin Performance of Asbestos Abatement Certificate must be attached.
- 6 Certification number as a Certified Arborist or Certified Tree Worker as administered by the International Society of Arboriculture
- 7 Pesticide application (Certification for Commercial Applicator For Hire with the certification in the category of turf and landscape (3.0) and possess a current license issued by the DATCP)
- 8 State of Wisconsin Master Plumbers License.

SECTION B: PROPOSAL

Please refer to the
Bid Express Website
at <https://bidexpress.com>
look up contract number
and go to
Section B: Proposal Page

You can access all City of Madison bid solicitations for FREE at www.bidexpress.com

Click on the "Register for Free" button and follow the instructions to register your company and yourself. You will be asked for a payment subscription preference, since you may wish to bid online someday. Simply choose the method to pay on a 'per bid' basis. This requires no payment until / unless you actually bid online. You can also choose the monthly subscription plan at this time. You will, however, be asked to provide payment information. Remember, you can change your preference at anytime. You will then be able to complete your free registration and have full access to the site. Your free access does not require completion of the 'Digital ID' process, so you will have instant access for viewing and downloading. To be prepared in case you ever do wish to bid online, you may wish to establish your digital ID also, since you cannot bid without a Digital ID.

If you have any problems with the free registration process, you can call the bidexpress help team, toll free at 1-888-352-2439 (option 1, option1).

SECTION C: SMALL BUSINESS ENTERPRISE

Instructions to Bidders City of Madison SBE Program Information

2 Small Business Enterprise (SBE) Program Information

2.1 Policy and Goal

The City of Madison reaffirms its policy of nondiscrimination in the conduct of City business by maintaining a procurement process which remains open to all who have the potential and ability to sell goods and services to the City. It is the policy of the City of Madison to allow Small Business Enterprises (SBE) maximum feasible opportunity to participate in City of Madison contracting. The bidder acknowledges that its bid has been submitted in accordance with the SBE program and is for the public's protection and welfare.

Please refer to the "ADVERTISEMENT FOR BIDS" for the goal for the utilization of SBEs on this project. SBEs may participate as subcontractors, vendors and/or suppliers, which provide a commercially useful function. The dollar value for SBE suppliers or 'materials only' vendors shall be discounted to 60% for purposes of meeting SBE goals.

A bidder which achieves or exceeds the SBE goal will be in compliance with the SBE requirements of this project. In the event that the bidder is unable to achieve the SBE goal, the bidder must demonstrate that a good faith effort to do so was made. Failure to either achieve the goal or demonstrate a good faith effort to do so will be grounds for the bidder being deemed a non-responsible contractor ineligible for award of this contract.

A bidder may count towards its attainment of the SBE goal only those expenditures to SBEs that perform a commercially useful function. For purposes of evaluating a bidder's responsiveness to the attainment of the SBE goal, the contract participation by an SBE is based on the percentage of the total base bid proposed by the Contractor. The total base bid price is inclusive of all addenda.

Work performed by an SBE firm in a particular transaction can be counted toward the goal only if it involves a commercially useful function. That is, in light of industry practices and other relevant considerations, does the SBE firm have a necessary and useful role in the transaction, of a kind for which there is a market outside the context of the SBE Program, or is the firm's role a superfluous step added in an attempt to obtain credit towards goals? If, in the judgment of the Affirmative Action Division, the SBE firm will not perform a commercially useful function in the transaction, no credit towards goals will be awarded.

The question of whether a firm is performing a commercially useful function is completely separate from the question of whether the firm is an eligible SBE. A firm is eligible if it meets the definitional criteria and ownership and control requirements, as set forth in the City of Madison's SBE Program.

If the City of Madison determines that the SBE firm is performing a commercially useful function, then the City of Madison must then decide what that function is. If the commercially useful function is that of an SBE vendor / supplier that regularly transacts business with the respective product, then the City of Madison will count 60% of the value of the product supplied toward SBE goals.

To be counted, the SBE vendor / supplier must be engaged in selling the product in question to the public. This is important in distinguishing an SBE vendor / supplier, which has a regular trade with a variety of customers, from a firm which performs supplier-like functions on an ad hoc basis or for only one or two contractors with whom it has a special relationship.

A supplier of bulk goods may qualify as an eligible SBE vendor / supplier if it either maintains an inventory or owns or operates distribution equipment. With respect to the distribution equipment; e.g., a fleet of trucks, the term "operates" is intended to cover a situation in which the supplier leases the equipment on a regular basis for its entire business. It is not intended to cover a situation in which the firm simply provides drivers for trucks owned or leased by another party; e.g., a prime contractor, or leases such a party's trucks on an ad hoc basis for a specific job.

If the commercially useful function being performed is not that of a qualified SBE vendor / supplier, but rather that of delivery of products, obtaining bonding or insurance, procurement of personnel, acting as a broker or manufacturer's representative in the procurement of supplies, facilities, or materials, etc., only the fees or commissions will apply towards the goal.

For example, a business that simply transfers title of a product from manufacturer to ultimate purchaser; e. g., a sales representative who re-invoices a steel product from the steel company to the Contractor, or a firm that puts a product into a container for delivery would not be considered a qualified SBE vendor / supplier. The Contractor would not receive credit based on a percentage of the cost of the product for working with such firms.

Concerning the use of services that help the Contractor obtain needed supplies, personnel, materials or equipment to perform a contract: only the fee received by the service provider will be counted toward the goal. For example, use of a SBE sales representative or distributor for a steel company, if performing a commercially useful function at all, would entitle the Contractor receiving the steel to count only the fee paid to the representative or distributor toward the goal. This provision would also govern fees for professional and other services obtained expressly and solely to perform work relating to a specific contract.

Concerning transportation or delivery services: if an SBE trucking company picks up a product from a manufacturer or a qualified vendor / supplier and delivers the product to the Contractor, the commercially useful function it is performing is not that of a supplier, but simply that of a transporter of goods. Unless the trucking company is itself the manufacturer or a qualified vendor / supplier in the product, credit cannot be given based on a percentage of the cost of the product. Rather, credit would be allowed for the cost of the transportation service.

The City is aware that the rule's language does not explicitly mention every kind of business that may contribute work on this project. In administering these programs, the City would, on a case-by-case basis, determine the appropriate counting formula to apply in a particular situation.

2.2 Contract Compliance

Questions concerning the SBE Program shall be directed to the Contract Compliance Officer of the City of Madison Department of Civil Rights, Affirmative Action Division, 210 Martin Luther King, Jr. Blvd., Room 523, Madison, WI 53703; telephone (608) 266-4910.

2.3 Certification of SBE by City of Madison

The Affirmative Action Division maintains a directory of SBEs which are currently certified as such by the City of Madison. Contact the Contract Compliance Officer as indicated in Section 2.2 to receive a copy of the SBE Directory or you may access the SBE Directory online at www.cityofmadison.com/dcr/aaTBDDir.cfm.

All contractors, subcontractors, vendors and suppliers seeking SBE status must complete and submit the **Targeted Business Certification Application** to the City of Madison Affirmative Action Division by the time and date established for receipt of bids. A copy of the Targeted Business Certification Application is available by contacting the Contract Compliance Officer at the address and telephone indicated in Section 2.2 or you may access the Targeted Business Certification Application online at www.cityofmadison.com/dcr/aaTBDDir.cfm. Submittal of the Targeted Business Certification Application by the time specified does not guarantee that the applicant will be certified as a SBE eligible to be utilized towards meeting the SBE goal for this project.

2.4 Small Business Enterprise Compliance Report

2.4.1 Good Faith Efforts

Bidders shall take all necessary affirmative steps to assure that SBEs are utilized when possible and that the established SBE goal for this project is achieved. A contractor who self performs a portion of the work, and is pre-qualified to perform that category of work, may subcontract that portion of the work, but shall not be required to do so. When a bidder is unable to achieve the established SBE goal, the bidder must demonstrate that a good faith effort to do so was made. Such a good faith effort should include the following:

- 2.4.1.1 Attendance at the pre-bid meeting.
- 2.4.1.2 Using the City of Madison's directory of certified SBEs to identify SBEs from which to solicit bids.
- 2.4.1.3 Assuring that SBEs are solicited whenever they are potential sources.
- 2.4.1.4 Referring prospective SBEs to the City of Madison Affirmative Action Division for certification.
- 2.4.1.5 Dividing total project requirements into smaller tasks and/or quantities, where economically feasible, to permit maximum feasible SBE participation.
- 2.4.1.6 Establishing delivery schedules, where requirements permit, which will encourage participation by SBEs.
- 2.4.1.7 Providing SBEs with specific information regarding the work to be performed.
- 2.4.1.8 Contacting SBEs in advance of the deadline to allow such businesses sufficient time to prepare a bid.
- 2.4.1.9 Utilizing the bid of a qualified and competent SBE when the bid of such a business is deemed reasonable (i.e. 5% above the lowest bidder), although not necessarily low.
- 2.4.1.10 Contacting SBEs which submit a bid, to inquire about the details of the bid and confirm that the scope of the work was interpreted as intended.

2.4.2 Reporting SBE Utilization and Good Faith Efforts

The Small Business Enterprise Compliance Report is to be submitted by the bidder with the bid: This report is due by the specified bid closing time and date. Bids submitted without a completed SBE Compliance Report as outlined below

shall be deemed non-responsible and the bidder ineligible for award of this contract.

2.4.2.1 If the Bidder meets or exceeds the goal established for SBE utilization, the Small Business Enterprise Compliance Report shall consist of the following:

2.4.2.1.1 **Cover Page**, Page C-6; and

2.4.2.1.2 **Summary Sheet**, C-7.

2.4.2.2 If the bidder does not meet the goal established for SBE utilization, the Small Business Enterprise Compliance Report shall consist of the following:

2.4.2.2.1 **Cover Page**, Page C-6;

2.4.2.2.2 **Summary Sheet**, C-7; and

2.4.2.2.3 **SBE Contact Report**, C-8 and C-9. (A separate Contact Report must be completed for each applicable SBE which is not utilized.)

2.5 Appeal Procedure

A bidder which does not achieve the established goal and is deemed non-responsible for failure to demonstrate a good faith effort to achieve such goal and subsequently denied eligibility for award of contract may, within 72 hours of receiving such notification, appeal that decision to a special appeals committee composed of three (3) members of the Affirmative Action Commission, three (3) members of the Board of Public Works and a seventh member appointed by the Mayor. All appeals must be made in writing to the City Engineer and received within 72 hours of City of Madison's notice. Postmark not applicable.

2.6 SBE Requirements After Award of the Contract

The successful bidder shall identify SBE subcontractors, suppliers and vendors on the subcontractor list in accordance with the specifications. The Contractor shall submit a detailed explanation of any variances between the listing of SBE subcontractors, vendors and/or suppliers on the subcontractor list and the Contractor's SBE Compliance Report for SBE participation.

No change in SBE subcontractors, vendors and/or suppliers from those SBEs indicated in the SBE Compliance Report will be allowed without prior approval from the Engineer and the Affirmative Action Division. The contractor shall submit in writing to the City of Madison Affirmative Action Division a request to change any SBE citing specific reasons which necessitate such a change. The Affirmative Action Division will use a general test of reasonableness in approving or rejecting the contractor's request for change. If the request is approved, the Contractor will make every effort to utilize another SBE if available.

The City will monitor the project to ensure that the actual percentage commitment to SBE firms is carried out.

2.7 SBE Definition and Eligibility Guidelines

A Small Business Enterprise is a business concern awarded certification by the City of Madison. For the purposes of this program a Small Business Enterprise is defined as:

- A. An independent business operated under a single management. The business may not be a subsidiary of any other business and the stock or ownership may not be held by any individual or any business operating in the same or a similar field. In determining whether an entity qualifies as a SBE, the City shall consider all factors relevant to being an independent business including, but not limited to, the date the business was established, adequacy of its resources for the work in which it proposes to involve itself, the degree to which financial, equipment leasing and other relationships exist with other ineligible firms in the same or similar lines of work. SBE owner(s) shall enjoy the customary incidents of ownership and shall share in the risks and profits commensurate with their enjoyment interests, as demonstrated by an examination of the substance rather than form or arrangements that may be reflected in its ownership documents.
- B. A business that has averaged no more than \$4.0 million in annual gross receipts over the prior three year period and the principal owner(s) do not have a personal net worth in excess of \$1.32 million.

Firm and/or individuals that submit fraudulent documents/testimony may be barred from doing business with the City and/or forfeit existing contracts.

SBE certification is valid for one (1) year unless revoked.

**HIGHLAND MANOR STORM SHELTER (SITE GRADING COMPONENT)
CONTRACT NO. 7319**

Small Business Enterprise Compliance Report

**This information may be submitted electronically through
Bid Express or submitted with bid in sealed envelope.**

Cover Sheet

Prime Bidder Information

Company: _____

Address: _____

Telephone Number: _____ Fax Number: _____

Contact Person/Title: _____

Prime Bidder Certification

I, _____, _____ of
Name Title
_____ certify that the information
Company

contained in this SBE Compliance Report is true and correct to the best of my knowledge and belief.

Witness' Signature

Bidder's Signature

Date

**HIGHLAND MANOR STORM SHELTER (SITE GRADING COMPONENT)
CONTRACT NO. 7319**

Small Business Enterprise Compliance Report

Summary Sheet

SBE Subcontractors Who Are NOT Suppliers

Name(s) of SBEs Utilized	Type of Work	% of Total Bid Amount
		%
		%
		%
		%
		%
		%
		%
		%
		%
		%
		%
		%
		%
		%
		%
		%
Subtotal SBE who are NOT suppliers:	_____	%

SBE Subcontractors Who Are Suppliers

Name(s) of SBEs Utilized	Type of Work	% of Total Bid Amount
		%
		%
		%
		%
		%
		%
		%
Subtotal Contractors who are suppliers:	_____ % x 0.6 = _____	% (discounted to 60%)
Total Percentage of SBE Utilization:	_____ %.	

**HIGHLAND MANOR STORM SHELTER (SITE GRADING COMPONENT)
CONTRACT NO. 7319**

Small Business Enterprise Compliance Report

SBE Contact Report

Submit separate copy of this form for each SBE which you are not able to utilize towards meeting the SBE goal for this project. Attach separate sheets if necessary.

SBE Information

Company: _____

Address: _____

Telephone Number: _____

Contact Person/Title: _____

1. Outline below all efforts to solicit a bid from the above SBE. Include date, means of contact, who from your company made this contact and the result.

2. Describe the information provided to the aforementioned SBE regarding the scope of work for which he/she was to provide a bid.

Is this the same scope of work on which the subcontractor you intend to utilize based his/her bid?

Yes No

3. Did this SBE submit a bid? Yes No

4. Is the General Contractor pre-qualified to self-perform this category of work?

Yes No

5. If you responded "Yes" to Question 3, please check the items below which apply and provide the requested detail. If you responded "No" to Question 3, please skip ahead to item 6 below.

The SBE listed above is unavailable for work on this project for the following reasons. Provide specific detail for this conclusion.

The SBE listed above is unqualified for work on this project. Provide specific details for this conclusion.

The SBE listed above provided a price that was unreasonable (i.e. more than 5% above the lowest bidder). Provide specific detail for this conclusion including the SBE's price and the price of the subcontractor you intend to utilize.

A contract with the SBE listed above may constitute a breach of the bidder's collective bargaining agreements. Provide specific detail for this conclusion including, but not limited to, correspondence from the SBE indicating it will not sign a project labor agreement and/or correspondence from the applicable trade union indicating a project labor agreement will not be allowed at the time of project bidding.

Other; please specify reason(s) other than listed above which made it impossible for you to utilize this SBE on this project.

6. Describe any other good faith efforts:

SECTION D: SPECIAL PROVISIONS

HIGHLAND MANOR STORM SHELTER (SITE GRADING COMPONENT) CONTRACT NO. 7319

It is the intent of these Special Provisions to set forth the final contractual intent as to the matter involved and shall prevail over the Standard Specifications and plans whenever in conflict therewith. In order that comparisons between the Special Provisions can be readily made, the numbering system for the Special Provisions is equivalent to that of the Specifications.

Whenever in these Specifications the term "Standard Specifications" appears, it shall be taken to refer to the City of Madison Standard Specifications for Public Works Construction and Supplements thereto.

SECTION 102.10: PREVAILING WAGE

The wages and benefits paid on this contract shall be in accordance with both of the following minimum wage rates contained in Section J.

- 1) U.S. Department of Labor Davis-Bacon Act Minimum Wage Rates
- 2) Prevailing Wage Rate Determination issued by the State of Wisconsin Department of Workforce Development (Building or Heavy Construction)

The wages and benefits paid on the contract shall not be less than those specified in Section J

For those projects subject to the requirements of the Davis-Bacon Act, the Secretary of Labor will also have determined "Minimum Wage Rates" for work to be performed under the contract. These rates are, for all or most of the labor, worker, mechanic or truck driver classifications, identical to those established under Section 103.50 of the Wisconsin Statutes. In the event the rates are not identical, the higher of the two rates will govern.

SECTION 102.12: BEST VALUE CONTRACTING

This Contract shall be considered a Best Value Contract if the Contractor's bid is equal to or greater than \$54,000 for a single trade contract; or equal to or greater than \$264,500 for a multi-trade contract pursuant to MGO 33.07(7).

SECTION 104: SCOPE OF WORK

The project is for the site development, earthwork and grading work, for Highland Manor Community Safe Room located within vacant City of Madison Park Lands, surrounded by the existing Highland Manor Mobile Home Park in Madison, Wisconsin. Included in the project is the installation of the building pad, the installation of a bioretention pond, and all incidental earthwork needed to prepare the site for future construction of the Highland Manor Community Safe Room.

The intent of the plans and specifications is to provide for the construction, execution and completion of a complete work of improvements, which the contractor undertakes to do in full compliance with the plans, specifications, and contract. The Contractor shall not scale drawings for exact dimensions. Bidders are encouraged to visit the site prior to bidding, to become familiar with and verify existing job conditions. Work shall comply with all applicable codes and regulations. The work shall be performed by tradesmen skilled in the area of work included in this contract; shall be of professional quality; and shall be completed according to the best practice of the trade. Workers shall be knowledgeable with regard to products used and shall take appropriate precautions required to safeguard health and safety.

For Bidding Purposes, questions pertaining to this project shall be directed to:

Mike Dailey, P.E.
City of Madison
Dept. of Public Works, Engineering Division
City-County Building, Room 115
210 Martin Luther King Jr. Blvd.
Madison, WI 53703
(608) 266-4058
mdailey@cityofmadison.com

The site plan work is broken down into individual bid items to better accommodate some of the unknowns or quantity fluctuations.

105.12 COOPERATION BY CONTRACTOR

The City of Madison Engineering Operations will be responsible for installation of all storm sewers as shown on the plan set. The Contractor shall coordinate all work performed by the City of Madison by giving a minimum of 5 working days notice of when storm sewer work may be performed. The contact for the City of Madison Engineering Operations is Jim Martinson (608-267-1973). The Contractor shall allow up to 10 working days in his / her schedule for these installations. During this time, the Contractor may perform other work provided it does not interfere with the City Engineering work. Sheet "U-1" and "U-2" detail the proposed storm sewer work and area provided for informational purpose only.

105.13 ORDER OF COMPLETION

The Contractor shall schedule a Preconstruction meeting with City staff at least 7 calendar days before starting construction. The Contractor shall provide a schedule for work with a detail of the order of completion. Some of the project requirements that should be considered in the establishment of an order of completion include: Work by the City of Madison Engineering Operations installing storm sewer; the building pad preparation, and settlement platform installation. See bid item 90001 for detailed sequence of site grading related work.

107.1 PUBLIC CONVENIENCE AND SAFETY

Incidental to the Construction, the Contractor shall provide signage along Manor Drive in both directions, warning of the construction area and construction traffic that may be crossing Manor Drive from one side to the other. The Contractor shall limit volume of crossing to periods when resident traffic is low, or provide for a flag person to maintain safety during crossings. The Contractor shall install safety fence (pay item) as shown on the plans or as directed in the field by the Engineer or Architect.

108.2 PERMITS and LICENSING

The Contractor shall be responsible for compliance with all permits including the City of Madison Erosion Control permit and installation requirements of the City of Madison Stormwater Management Permit, and the Wisconsin Department of Natural Resources WRAPP Storm Water NOI permit, all of which have already been obtained by the City and are included in these Special Provisions as a reference. Erosion Control has been implemented on the portion of the site containing the select fill stockpile. The Contractor shall assume control and responsibility of the entire site.

The Contractor shall be responsible for any fines issued due to non-compliance with the project permits.

SECTION 109.2: PROSECUTION OF THE WORK

Construction work must begin on or before **July 28, 2014** or within seven (7) calendar days after the date appearing on the mailed notice to do so and shall be carried on at a rate so as to secure full completion within **TWENTY TWO (22) WORK DAYS**, the rate of progress and the time of completion being essential

conditions of the Agreement. The fixed, agreed upon, liquidated damages for failure to complete all work within the Contract Time, shall be calculated in accordance with ARTICLE 109 of the Standard Specifications.

BID ITEM 20701 – TERRACE SEEDING (INCLUDING MULCH)

Terrace Seeding (Including Mulch) shall be used on all areas to be seeded and mulched as shown on the plan set. The seed mix and method of measurement shall be in accordance with the Standard Specifications. This seeding area does not include the areas of "Detention Basin Seeding" which is paid separately under the respective bid item.

BID ITEM 90001 - SITE EXCAVATION AND FILL

All excavation and fill for the construction site shall be performed as indicated on plans and typical sections, and in accordance with the Site Preparations Recommendations in CGC's September 3, 2013 Geotechnical Reports (included in these Special Provisions). This item shall be paid as a lump sum for the basic excavation and fill required for the entire site except the pond area otherwise indicated on the plans or in these specs. Contractors should review existing contours, proposed contours and cross-sections to gauge the volumes of earthwork and level of effort required for this item. This work includes but is not limited to the following:

- 1) Removal of the top layer of topsoil or unclassified fill in the areas of the building pad, parking lot, and overflow parking (approximately 8 inches). This material shall be stockpiled onsite as indicated on the plan set, with topsoil separated from unclassified.
- 2) Proof rolling the native soil prior to placement of select fill to achieve final grade. Soft spots found during proof rolling shall be removed and replaced with compacted select backfill (Undercut is paid under bid item 90002).
- 3) Installation of the Settlement Platforms (per bid item 90005).
- 4) Filling the site from the native soil elevation to subgrade elevation (see cross-sections) in compacted lifts, using select fill from the stockpile onsite. If additional select fill is required, it shall be imported by the Contractor (Imported Select Fill Material if required shall be paid under item 90004). Areas not under the building or paved areas can be filled with unclassified fill (bid item 90009).
- 5) Placement of compacted crushed stone over select fill and/or unclassified fill. Crushed stone shall be paid by the ton per respective bid items. Note: Additional undercutting could be required during this stage for the parking lot area, if additional or new soft spots are encountered.

Additional Requirements

- 1) For all grading work, the Contractor shall protect structures, utilities, sidewalks, pavements, and other facilities from damage caused by settlement, lateral movement, washout, and other hazards created by earthwork operations.
- 2) The Contractor shall protect and maintain erosion and sediment controls during earth moving operations (separate bid items are provided for erosion control work).
- 3) Remove sod, grass, plants and brush before stripping topsoil. Clean topsoil shall be stockpiled onsite as directed for reuse.
- 4) The Contractor shall prevent surface water and ground water from entering excavations, from ponding on prepared subgrades, and from flooding the Project site and surrounding area. Slope grades to direct water away from the proposed building or any other structures and prevent ponding.
- 5) The Contractor shall protect subgrades from softening, undermining, washout, and damage by rain or water accumulation. Reroute surface water runoff away from excavated areas. Do not allow water to

accumulate in excavations. Do not use excavated trenches as temporary drainage ditches. Install a dewatering system to keep subgrades dry and convey ground water away from excavations. Maintain until dewatering is no longer needed.

6) Placement of select fill: Place and compact the select fill in excavations promptly to the proposed grades. All subgrades must be free of mud. Plow, scarify, bench or break up sloped surfaces steeper than 4 feet horizontal to 1 foot vertical so fill material will bond with existing material.

7) Soil Moisture Control: Uniformly moisten or aerate subgrade and each subsequent fill layer before compaction to within 2 percent of optimum moisture content. Remove and replace, or scarify and air dry otherwise satisfactory soil material that exceeds optimum moisture content by 2 percent and is too wet to compact to specified dry unit weight.

8) Compaction of select fill and/or unclassified fill: Place select fill and/or unclassified fill in layers not more than 8 inches in loose depth for material compacted by heavy compaction equipment, and not more than 4 inches in loose depth for areas compacted by hand operated tampers. Compact soil material to not less than 95% of maximum dry unit weight according to ASTM D 1557.

BID ITEM 90002 - UNDERCUT

Additional, unforeseen excavation, including undercutting of poor soil discovered during construction shall be measured in the field by volume in cubic yards. Undercut shall also include placement and compaction of select backfill into the excavated area. Undercut areas and depths shall be determined in the field at the time of proof rolling, by the Engineer or the Engineer's representative.

BID ITEM 90003 – POND GRADING - COMPLETE

This bid item shall be a lump sum payment for all grading to construct the bioretention pond per the plan set. The pond shall be graded in such a manner and sequence such that the top 4 inches of material is salvaged topsoil material. All excess material shall be sorted and stockpiled with the other site excavation materials. Engineering Operations shall install the storm structures within the pond. The Contractor shall install the clear stone, type HR filter fabric, medium riprap, and Engineered fill (all pay items).

BID ITEM 90004 – IMPORTED SELECT FILL MATERIAL

This item is for Granular fill, obtained from an approved offsite location, for placement and suitable compaction in any areas where select fill is required to achieve subgrade or fill undercut areas. Payment shall be based upon Cubic Yards imported to the site by the Contractor and measured as determined by the Engineer. This item shall only be used if the quantity of onsite select fill in the stockpile is depleted. The quantity for this bid item is estimated for bidding purposes only. The Contractor understands this item may be increased, decreased.

BID ITEM 90005 – SETTLEMENT PLATFORM

Four (4) Settlement Platforms shall be installed at locations identified by Engineer in the field and shall be in accordance to dimensions shown in "Appendix E" of CGC's September 3, 2013 Geotechnical Report.

Settlement Platform shall be measure by units of each and shall include all materials and labor necessary to perform work and all other work incidental to installation of settlement platform's. The platforms are placed at native soil interface and then the select fill is placed in lifts from the bottom of the platforms. Once final subgrade has been achieved the tops of the platforms shall be protected from disturbance, so they can be monitored for elevation during the 6 week settlement period.

BID ITEM 90006 – CONSTRUCTION FENCE

Construction Fence shall be installed at the locations shown on the plan set and in accordance to dimensions and details shown in the site details.

Construction Fence shall be measured by units of linear feet and shall include all materials and labor necessary to perform work and all other work incidental to the installation of construction fence.

BID ITEM 90007 – ENGINEERED FILL

Engineered Fill shall consist of a mixture of sand, compost and topsoil. The mix shall be designed to approximate the percentages, by volume, shown on the plans. The mix shall be free of rocks, stumps, roots, brush or other material over 1 inch in diameter. No other materials shall be mixed with the planting soil that may be harmful to plant growth or prove a hindrance to planting or maintenance.

Sand, compost, and topsoil material components of Engineered Fill shall meet the requirements of section 211.2(a) of the Standard Specifications. Source and quality of the engineered fill must be approved by the Engineer in advance of delivery.

Engineered Fill shall be installed in locations shown on the plan set and shall be measured by units of cubic yards.

BID ITEM 90008 – SALVAGED TOPSOIL RESTORATION

Salvaged Topsoil Restoration shall be performed in the area Northeast of Manor Drive where stockpiling of materials occurred during the project. The Contractor shall first grade or spread all remaining unclassified material over the designated area in a manner to produce a uniform surface. The uniform distribution shall ensure that no spoil material needs to be hauled off. Then the Contractor shall grade or spread all stockpiled topsoil uniformly over this entire area and prepare the ground surface for seeding and mulch.

BID ITEM 90009 – IMPORTED UNCLASSIFIED FILL

This item is for fill that shall consist of earth which is free from boulders, masonry or unacceptable materials such as sod, organic matter or humus. The material shall be obtained from an approved offsite location, for placement and suitable compaction in any areas where unclassified fill is required to achieve subgrade or fill undercut areas.

Measurement and payment shall be based upon Cubic Yards imported to the site by the Contractor and measured as determined by the Engineer in accordance to this provision and Article 202 of the Standard Specifications. The quantity for this bid item is estimated for bidding purposes only. The Contractor understands this item may be increased, decreased.



City of Madison Engineering Division
EROSION CONTROL PERMIT

Permit Number: ENG100-2014-00558
 City Engineering: (608) 266-4751

Location of Work: 10 Manor DR

Parcel: 071031200927


Permittee: Thomas Maglio

Telephone: (608) 266-6518

Email: tmaglio@cityofmadison.com

Owner: CITY OF MADISON PARKS

Telephone:

FEE SCHEDULE		APPROVALS	
Full Plan Base Fee	200.00	Plan Review:	TNT
Total Disturbed Area Fee	594.10	Issuance:	TNT
Total Fee Amount	794.10		
<div style="text-align: right; border: 2px solid black; padding: 5px;">  <p>CALL 811 or (800) 242-8511 (262) 432-7910 (877) 500-9592 (emergency only)</p> </div>			
Total Invoiced Amount	794.10		
Paid	794.10		
Balance Due	0.00		

PROPOSED WORK: Highland Manor Community Safe Room

Project Description: new shelter for Highland Manor

Permit Type: Full Plan

Construction Start Date: 09/18/2011

Permit Expiration Date: 05/15/2015

Seed Sod Restore Date: 11/21/2014

USLE Rate: 17

Total Disturbed Area: 118820

EC Checklist Attached

EC Plan Attached

Pumping Plan Attached

FOR CITY OF MADISON USE ONLY: **APPROVED**

Tim Troester

02/13/2014

- Erosion Control Permit Reviewer

Date

Full Plan

See page two of this permit for Permit Conditions and Requirements.



City of Madison Engineering Division
EROSION CONTROL PERMIT

Permit Number: ENG100-2014-00558
City Engineering: (608) 266-4751

Location of Work: 10 Manor DR

Parcel: 071031200927

Permittee: Thomas Maglio

Telephone: (608) 266-6518

Email: tmaglio@cityofmadison.com

Owner: CITY OF MADISON PARKS

Telephone:

Permit Conditions and Requirements:

Failure to abide by any of the following permit conditions will be considered a violation of the City's Erosion Control Ordinance (MGO Ch. 37) and can result in the issuance of Official Notices, citations, and/or referral to the City Attorney for resolution of non-compliance.

Erosion & Sediment Control Measures are to be installed prior to any land disturbance activities.

Within ten (10) days of the completion of the project or site stabilization the applicant shall submit an Erosion Control Notice of Termination (ECNOT). The ECNOT should be sent to the administrative authority that initially approved your permit.

The Erosion Control Permit applicant shall conduct a pre-construction meeting attended by a Professional Engineer responsible for initial implementation certification of the erosion control plan. The Professional Engineer shall document and submit minutes of this meeting to City Engineering.

A Professional Engineer currently licensed in the State of Wisconsin shall certify the initial installation and implementation of the measures shown on the approved erosion control plan. Documentation on the City's Installation Certification form shall be submitted to the administrative authority within one (1) week of the installation. The certification form can be found on the City's webpage at <http://www.cityofmadison.com/engineering/Permits.cfm>.

As part of the Erosion Control Permit requirements this construction project requires erosion control inspections and reporting by the permittee (or by their authorized inspector). Inspections shall be conducted a minimum of once per week and also after every 24-hour rain event of 0.5" or more precipitation. The results of these inspections shall be entered on the City's permit and inspection tracking system.

This project falls in the area subject to increased erosion control enforcement as authorized by the fact that it is in the ROCK RIVER TMDL ZONE and by Resolution 14-00043 passed by the City of Madison Common Council on 1/21/2014. You will be expected to meet a higher standard of erosion control than the minimum standards set by the WDNR.



City of Madison Engineering Division
STORMWATER MANAGEMENT PERMIT

Permit Number: ENGT20-2014-00560

City Engineering: (608) 266-4751

Location of Work: 10 Manor DR

Parcel: 071031200927

Permittee: Kevin Briski


Telephone: (608) 266-4711

Email: kbriski@cityofmadison.com

Owner: CITY OF MADISON PARKS

Telephone:

FEE SCHEDULE		APPROVALS	
New Impervious Area Fee	241.52	Plan Review:	TNT
Base Fee	400.00	Issuance:	TNT
Total Fee Amount	641.52		
<hr/>			
Total Invoiced Amount	641.52		
Paid	641.52		
Balance Due	0.00		



CALL 811 or (800) 242-8511
(262) 432-7910
(877) 500-9592 (emergency only)

PROPOSED WORK Highland Manor Community Safe Room

Construction Start Date: 04/15/2014

Estimated Completion Date: 12/01/2014

Existing Impervious Area (before project):	0 Sq. Ft.
New Impervious Area (Outside footprint of existing impervious Area):	024152 Sq. Ft.
Redeveloped Impervious Area (inside original impervious footprint):	0 Sq. Ft.
Removed Impervious Area (from inside original impervious footprint):	0 Sq. Ft.
Net Impervious Area (total after project):	24152 Sq. Ft.
Total Site Area:	120805 Sq. Ft.

Storm Water Management Requirements

- | | | |
|--|---|---|
| <input type="checkbox"/> 40% TSS Reduction | <input checked="" type="checkbox"/> 80% TSS Reduction (New Development) | <input type="checkbox"/> 80% TSS Reduction (TMDL Redevelopment) |
| <input checked="" type="checkbox"/> Oil & Grease Removal | <input type="checkbox"/> Infiltration | <input type="checkbox"/> Groundwater Recharge |
| <input checked="" type="checkbox"/> Runoff Control - Detention | <input type="checkbox"/> Thermal Control | |

Maintenance Agreement Executed:

FOR CITY OF MADISON USE ONLY: **APPROVED**

Tim Troester

02/13/2014

- Stormwater Management Permit Reviewer

Date

See page two of this permit for Permit Conditions and Requirements.



City of Madison Engineering Division
STORMWATER MANAGEMENT PERMIT

Permit Number: ENGT20-2014-00560

City Engineering: (608) 266-4751

Location of Work: 10 Manor DR

Parcel: 071031200927

Permittee: Kevin Briski

Telephone: (608) 266-4711

Email: kbriski@cityofmadison.com

Owner: CITY OF MADISON PARKS

Telephone:

Permit Conditions and Requirements:

Failure to abide by any of the following permit conditions will be considered a violation of the City's Storm Water Management Ordinance (MGO Ch. 37) and can result in the issuance of Official Notices, citations, and/or referral to the City Attorney for resolution of non-compliance.

A Professional Engineer currently licensed in the State of Wisconsin shall certify the initial installation and implementation of the Best Management Practices (BMPs) shown on the approved stormwater management plan. Documentation shall be submitted to the administrative authority using the standard forms available from City Engineering and found on the City's website at <http://www.cityofmadison.com/engineering/Permits.cfm>.

Any property owner required to have a Storm Water BMP or maintenance agreement on the property as part of a stormwater management plan shall submit to the administrative authority an annual report reviewing the condition of the practice(s) and the maintenance performed during the past calendar year. This report shall be submitted and sealed by a Professional Engineer currently licensed in the State of Wisconsin per MGO Chapter 37.



December 12, 2013

Robert Phillips
City of Madison
210 Martin Luther King Jr. Blvd
Room 115
Madison WI 53703

SUBJECT: Coverage Under WPDES General Permit No. WI-S067831-04: Construction Site Storm Water Runoff
Permittee Name: City of Madison
Site Name: Highland Manor Storm Shelter
FIN: 49882

Dear Permittee:

The Wisconsin Department of Natural Resources received your Water Resources Application for Project Permits or Notice of Intent, on December 02, 2013, for the Highland Manor Storm Shelter site and has evaluated the information provided regarding storm water discharges from your construction site. We have determined that your construction site activities will be regulated under ch. 283, Wis. Stats., ch. NR 216, Wis. Adm. Code, and in accordance with Wisconsin Pollutant Discharge Elimination System (WPDES) General Permit No. WI-S067831-04, Construction Site Storm Water Runoff. All erosion control and storm water management activities undertaken at the site must be done in accordance with the terms and conditions of the general permit.

The **Start Date** of permit coverage for this site is December 12, 2013. The maximum period of permit coverage for this site is limited to 3 years from the **Start Date**. Therefore, permit coverage automatically expires and terminates 3 years from the Start Date and storm water discharges are no longer authorized unless another Notice of Intent and application fee to retain coverage under this permit or a reissued version of this permit is submitted to the Department 14 working days prior to expiration.

A copy of the general permit along with extensive storm water information including technical standards, forms, guidance and other documents is accessible on the Department's storm water program Internet site. To obtain a copy of the general permit, please download it and the associated documents listed below from the following Department Internet site:
<http://dnr.wi.gov/topic/stormwater/construction/forms.html>

- Construction Site Storm Water Runoff WPDES general permit No. WI-S067831-04
- Construction site inspection report form
- Notice of Termination form

If, for any reason, you are unable to access these documents over the Internet, please contact me and I will send them to you.

To ensure compliance with the general permit, please read it carefully and be sure you understand its contents. Please take special note of the following requirements (This is not a complete list of the terms and conditions of the general permit.):

1. The Construction Site Erosion Control Plan and Storm Water Management Plan that you completed prior to submitting your permit application must be implemented and maintained throughout construction. Failure to do so may result in enforcement action by the Department.
2. The general permit requires that erosion and sediment controls be routinely inspected at least every 7 days, and within 24 hours after a rainfall event of 0.5 inches or greater. Weekly written reports of all inspections must be maintained. The reports must contain the following information:
 - a. Date, time, and exact place of inspection;
 - b. Name(s) of individual(s) performing inspection;
 - c. An assessment of the condition of erosion and sediment controls;
 - d. A description of any erosion and sediment control implementation and maintenance performed;
 - e. A description of the site's present phase of construction.
3. A **Certificate of Permit Coverage** must be posted in a conspicuous place on the construction site. The Certificate of Permit Coverage (WDNR Publication # WT-813) is enclosed for your use.
4. When construction activities have ceased and the site has undergone final stabilization, a Notice of Termination (NOT) of coverage under the general permit must be submitted to the Department.

It is important that you read and understand the terms and conditions of the general permit because they have the force of law and apply to you. Your project may lose its permit coverage if you do not comply with its terms and conditions. The Department may also withdraw your project from coverage under the general permit and require that you obtain an individual WPDES permit instead, based on the Department's own motion, upon the filing of a written petition by any person, or upon your request.

If you believe that you have a right to challenge this decision to grant permit coverage, you should know that the Wisconsin statutes and administrative rules establish time periods within which requests to review Department decisions must be filed. For judicial review of a decision pursuant to ss. 227.52 and 227.53, Wis. Stats., you have 30 days after the decision is mailed, or otherwise served by the Department, to file your petition with the appropriate circuit court and serve the petition on the Department. Such a petition for judicial review must name the Department of Natural Resources as the respondent.

To request a contested case hearing pursuant to s. 227.42, Wis. Stats., you have 30 days after the decision is mailed, or otherwise served by the Department, to serve a petition for hearing on the Secretary of the Department of Natural Resources. All requests for contested case hearings must be made in accordance with s. NR 2.05(5), Wis. Adm. Code, and served on the Secretary in accordance with s. NR 2.03, Wis. Adm. Code. The filing of a request for a contested case hearing is not a prerequisite for judicial review and does not extend the 30-day period for filing a petition for judicial review.

Thank you for your cooperation with the Construction Site Storm Water Discharge Permit Program. If you have any questions concerning the contents of this letter or the general permit, please contact Dan Bekta, P.E. at (608) 275-3201.

Sincerely,



E. Dan Bekta, P.E.
South Central Region
Water Resources Engineer

ENCLOSURE: Certificate of Permit Coverage



CERTIFICATE OF PERMIT COVERAGE

UNDER THE
WPDES CONSTRUCTION SITE STORM WATER RUNOFF PERMIT
Permit No. WI-S067831-04

Under s. NR 216.455(2), Wis. Adm. Code, landowners of construction sites with storm water discharges regulated by the Wisconsin Department of Natural Resources (WDNR) Storm Water Permit Program are required to post this certificate in a conspicuous place at the construction site. This certifies that the site has been granted WDNR storm water permit coverage. The landowner must implement and maintain erosion control practices to limit sediment-contaminated runoff to waters of the state in accordance with the permit.

EROSION CONTROL COMPLAINTS
should be reported to the WDNR Tip Line at
1-800-TIP-WDNR (1-800-847-9367)

Please provide the following information to the Tip Line:

WDNR Site No. (FIN): 49882

Site Name: Highland Manor Storm Shelter

Address/Location: Manor Dr and Moorland Rd City of MADISON

Additional Information:

Landowner: City of Madison

Landowner's Contact Person: Robert Phillips

Contact Telephone Number: (608) 266-4751

Permit Start Date: December 12, 2013

By: E. D. Bekt



Construction • Geotechnical
Consulting Engineering/Testing

September 3, 2013
C13064-8

Mr. Randy Wiesner
City Engineering, Management Section
210 Martin Luther King Jr. Blvd, Room 115
Madison, WI 53703

Re: Geotechnical Exploration Report
Proposed Highland Manor Storm Shelter
Manor Drive
Madison, Wisconsin

Dear Mr. Wiesner:

Construction • Geotechnical Consultants, Inc. (CGC) has completed the geotechnical exploration program for the proposed storm shelter. The purpose of this exploration program was to evaluate the subsurface conditions within the proposed building and pavement areas and potential stormwater management areas and to provide geotechnical recommendations regarding site preparation, foundation, floor slab and pavement design/construction, as well as stormwater infiltration potential. We are sending you an electronic paper copy of this report and can provide a paper copy upon request.

PROJECT DESCRIPTION

We understand that an approximately 100-ft by 60-ft single-story, slab-on-grade (no basement) storm shelter is proposed for this site. Finish floor elevation will be established near EL 869 ft, which will require raising existing site grades by about 4.5 to 5.5 ft. We assume that the building will be a concrete structure with maximum column loads around 105 to 115 kips and wall loads around 5 kips per lineal foot. The column pads will bear about 1.5 ft below finish floor grade, and perimeter wall footings will bear at frost depth 4 ft below finish floor grade. A parking lot is planned northeast of the building, and a future parking lot may be constructed southwest of the building. Stormwater management features may also be included in the project.

SITE CONDITIONS

The site is situated southwest of Manor Drive in the middle of the Highland Manor mobile home park. The project area was originally planned to be a roadway alignment that was never constructed and is now mowed lawn. Within the project area, the site slopes down gently from northeast to southwest with about 5.5 ft of relief noted between the borings. However, just beyond the project area, the site slopes up to the north and south to rows of mobile homes. A sanitary sewer easement exists in the southwest portion of the project between Borings A-5 and A-6.

Mr. Randy Wiesner
City of Madison Engineering
September 3, 2013
Page 2

SUBSURFACE CONDITIONS

Subsurface conditions on site were explored by drilling a total of 13 Standard Penetration Test (SPT) soil borings to planned depths of 10 to 30 ft below existing site grades. Borings A-1 through A-8 were drilled to 10 ft with pavement and stormwater areas, and Borings B-1 through B-5 were drilled to 30 ft within the proposed building footprint. The borings were located in the field by City of Madison personnel who also surveyed the ground surface elevations at the boring locations, which are referenced to NAVD88(1991) vertical datum. The borings were drilled on July 19, 2013 by Badger State Drilling (under subcontract to CGC) using truck-mounted D-120 rotary drill rigs equipped with hollow-stem augers and automatic SPT hammers. Specific details on the drilling and sampling procedures are included in Appendix A.

The subsurface profile at the boring locations varies to some degree based on previous fill placement, but a generalized profile includes the following strata, in descending order:

- 2 to 8 in. of *topsoil fill*; over
- 2 to 3.5 ft of *fill* consisting of loose to medium dense sand with significant silt and gravel content or stiff lean clay with variable sand and gravel content; the fill was absent in Borings A-4, A-8 and B-1; followed by
- 4 to 19 ft of medium stiff to very stiff *lean clay* and loose to medium dense *silt, clayey silt* or *clayey sand*; note that most of the shallow "A" borings terminated in this layer; followed by
- Medium dense to very dense *sand* with variable silt and gravel content, as well as scattered cobbles/boulders to split-spoon refusal at 28.5 ft to 29.5 ft in Borings B-1 and B-2 or to the maximum depth explored in the other borings.

Groundwater was encountered in all of the borings except Boring A-3 at depths ranging from 6 ft to 13.5 ft below existing site grades (approx. EL 851 ft to 860 ft) during or shortly after drilling. Groundwater levels can be expected to fluctuate with seasonal variations in precipitation, infiltration, evapotranspiration, the pumping rate of nearby wells and other factors. As a reference, the typical water level in Lake Mendota is near EL 849 ft and Lake Monona is near EL 845 ft, and the water level inland is often a few feet higher than lake level. A more detailed description of the site soil and groundwater conditions is presented on the Soil Boring Logs attached in Appendix B.

DISCUSSION AND RECOMMENDATIONS

Subject to the limitations discussed below and based on the subsurface exploration, it is our opinion that the site is suitable for the proposed construction and the building can be supported on conventional spread footing foundations. However, a time delay between fill placement and beginning foundation construction

Mr. Randy Wiesner
City of Madison Engineering
September 3, 2013
Page 3

will be required within the building footprint. Additionally, some undercutting below footings may be required to remove variable lower strength native and fill soils. Our recommendations for site preparation, foundation, floor slab, pavement and stormwater infiltration design/construction are presented in the following subsections. Additional information regarding the conclusions and recommendations presented in this report is discussed in Appendix C.

1. Site Preparation

We recommend that the topsoil/vegetation be stripped/removed at least 5 ft beyond the proposed construction areas, including areas required for cuts and fills beyond the proposed building footprint or pavement limits. The topsoil can be stockpiled on-site and re-used as fill in landscaped areas or hauled off site. Trees and tree roots should be removed in conjunction with topsoil stripping.

Beneath the topsoil, the soils within pavement areas are expected to consist of granular and cohesive fill soils, as well as natural cohesive soils. We recommend that the soils be checked for soft/loose areas by proof-rolling with a loaded tri-axle dump truck prior to new fill being placed. *Note that within the building footprint, it is important that the existing soils be carefully checked for footing support capability since the footings for the building will bear on newly-placed compacted granular fill above the existing soils.* If soft/loose areas are detected, these areas should be undercut and replaced with granular backfill compacted to a minimum of 95% compaction based on modified Proctor methods (ASTM D 1557) or compacted 3-in. dense graded base.

After proof-rolling and undercutting/replacement are completed (if needed) to create a stable surface, fill placement to establish site grades can occur. We recommend using granular soils within and around building areas, as well as in the upper 3 ft of pavement areas, as sand/gravel are easier to place and compact in a wider range of weather and soil moisture conditions. Silt/clay soils generally require moisture conditioning to achieve adequate compaction levels, which could delay the construction schedule. Therefore, silt/clay soils are best used in landscaped areas or in lower portions in pavement areas provided the cohesive soils can be adequately dried to achieve the required compaction. Periodic field density tests should be taken by CGC staff within the fill/backfill to document the adequacy of compactive effort.

The medium stiff clays and loose silts are considered to be slightly compressible such that the weight of the new fill and load from the building will cause the cohesive soils to consolidate and settle under the new load. We estimate that the total amount of settlement could be on the order of 1.5 in., which exceeds typically tolerable structural criteria (i.e., total settlement of 1 in. and differential settlement of 0.5 in.). We estimate that about 60% of the total settlement (about 0.8 in.) will result from the weight of the new fill, with remaining 40% of the settlement (about 0.6 in.) caused by the building load. To reduce the chance of post construction settlements exceeding typically tolerable limits, *we recommend placing the fill within and 10 ft beyond the building limits to the floor slab subgrade elevation about 4 to 6 weeks prior to beginning foundation excavation so that most of the settlement due to the weight of the new fill occurs prior to beginning foundation construction.* About three to five settlement platforms (see Appendix E for detail) should be installed within the building footprint to document that settlement has ceased prior to beginning



Mr. Randy Wiesner
 City of Madison Engineering
 September 3, 2013
 Page 4

foundation excavation. The settlement platforms should be surveyed immediately after fill placement to floor slab subgrade occurs and on a weekly basis until three consecutive readings at each settlement platform show that settlement has ceased. In other words, fill placement to the floor slab subgrade elevation should occur first, followed by a 4 to 6 week period where the underlying soils can consolidate prior to the footings being excavated through the new fill. Note that if fill placement occurs more than two months prior to beginning foundation construction, settlement monitoring will not be required.

2. Foundation Design

In our opinion, the proposed building can be supported on reinforced concrete spread footing foundations bearing on newly-placed compacted granular fill above the native clay and medium dense granular fill soils. As discussed above, since the building foundations will bear on newly-placed compacted granular fill above the existing soils, it is important that the existing soils be carefully checked prior to fill placement. The allowable soil bearing pressure will be limited by the stiff to medium stiff clays building borings. The following parameters should be used for foundation design:

- Maximum net allowable bearing pressure: 3,000 psf
- Minimum foundation widths:
 - Continuous wall footings: 18 in.
 - Column pad footings: 30 in.
- Minimum footing depths:
 - Exterior/perimeter footings: 4 ft
 - Interior footings: no minimum requirement

Undercutting below footings will be required where loose sands or silts or native cohesive soils with pocket penetrometer readings (an estimate of the unconfined compressive strength of cohesive soils) of less than 1.5 tsf are encountered at or slightly below footing grade. Some undercutting below footing grade may be required, and we recommend that an allowance for this operation should be included in the project budget. Where undercutting is required, the base of the undercut excavation should be widened beyond the footing edges at least 0.5 ft in each direction for each foot of undercut depth for stress distribution purposes. Where undercut grade will be above the water table, granular backfill compacted to at least 95% compaction (modified Proctor - ASTM D1557) or well-compacted 3-in. dense graded base can be used to re-establish footing grade.

CGC should be present during footing excavations to check whether subgrades are satisfactory for the design bearing pressure and to advise on corrective measures, where necessary. We recommend using a smooth-edged backhoe bucket for footing excavations. Additionally, granular soils exposed at footing grade should be thoroughly recompacted with a large vibratory plate compactor prior to formwork/concrete placement to densify soils loosened during the excavation process. Soils potentially susceptible to

Mr. Randy Wiesner
City of Madison Engineering
September 3, 2013
Page 5

disturbance from compaction (e.g., silty or clayey soils) should be hand trimmed. Provided the foundation design/construction recommendations discussed above are followed, we estimate that total and differential settlements should be on the order of 1.0 and 0.5 in., respectively.

3. Floor Slab

We anticipate that the floor slab for the proposed building will be supported on newly-placed compacted granular fill and a subgrade modulus of 100 pci may be used in floor slab design. Prior to slab construction, the subgrades should be thoroughly proof-rolled/recompacted to densify soils that may become disturbed or loosened during construction activities. Areas that remain loose after recompaction should be undercut and replaced with compacted 3-in. dense graded base or granular fill. The design subgrade modulus is based on a recompacted subgrade such that non-yielding conditions are developed. To serve as a capillary break, the final 4 to 6 in. of soil placed below the slab should consist of well-graded sand or gravel with no more than 5 percent by weight passing a No. 200 U.S. standard sieve. Note that some structural engineers require a 4 to 6 in. layer of $\frac{3}{4}$ in. or $1\frac{1}{4}$ in. dense graded base below the slab to increase the subgrade modulus immediately below the slab. If 6 in. of 1.25-in. dense graded base is included below the slab, the subgrade modulus can be increased to 150 pci. Fill and base layer material below the floor slab should be placed as described in the Site Preparation section of this report. To further minimize the potential for moisture migration, a plastic vapor barrier can also be utilized below the slab. The slab should be structurally separate from the foundations and have construction joints and reinforcement for crack control.

4. Seismic Design Category

In our opinion, the average soil/rock properties in the upper 100 ft of the site (based on SPT blow counts (N-values) of more than 15 blows/ft, on average, in the granular soils underlying the site and undrained shear strengths exceeding 1 ksf in cohesive soils) may be characterized as a stiff soil profile. This characterization would place the site in Site Class D for seismic design according to the International Building Code (see Table 1613.5.2).

5. Pavement Design

We anticipate that the subgrade soils within the parking and drive areas northeast and southwest of the building will likely consist of the existing sand and clay fill, native cohesive soils or newly-placed compacted granular fill. Pavement subgrades should be proof-rolled/recompacted, as discussed in the Site Preparation section of this report, to check for soft/loose areas. If soft/loose areas are detected these areas should be undercut/stabilized with 3-in. dense graded base or replaced with compacted granular fill. We assume that the parking lot pavement will be subjected to mainly automobile traffic with minimal truck traffic (i.e., Traffic Class I, which includes less than one design daily equivalent 18-kip single axle load – ESAL and parking lots with fewer than 50 stalls). Accordingly, the pavement section tabulated below was selected assuming a CBR of approximately 1 to 2 and a design life of 20 years.

TABLE 1
RECOMMENDED LIGHT DUTY PAVEMENT SECTION
(Less than 1 Daily ESAL)

Material	Thickness (in.)	WDOT Specification ¹
Bituminous upper layer	1.5	Section 460, Table 460-1, 12.5 mm
Bituminous lower layer	1.5	Section 460, Table 460-1, 19.0 mm
Dense graded base	8.0	Sections 301 and 305, 31.5mm and 75 mm
TOTAL THICKNESS	11.0	

Notes:

1. Wisconsin DOT *Standard Specifications for Highway and Structure Construction*, including supplemental specifications, but excluding Section 460.3.2 relating layer thickness to aggregate size.
2. Compaction requirements:
 - Bituminous concrete: Refer to Section 460-3.
 - Base course: Refer to Section 301.3.4.2, Standard Compaction
3. Mixture Type E-0.3 bituminous pavement is recommended; refer to Section 460, Table 460-2 of the *Standard Specifications*.

Note that if traffic volumes are greater than those assumed, CGC should be allowed to review the recommended pavement section and adjust it accordingly. The pavement design assumes a stable/non-yielding subgrade and a regular program of preventative maintenance. Alternative pavement designs may prove applicable and should be reviewed by CGC. If there is a delay between subgrade preparation and placing the base course, the subgrade should be recompactd.

6. Stormwater Infiltration Potential

We understand that stormwater management areas may be located in southwest portions of the site (near Borings A-5 through A-8). The soil conditions in these borings, and more generally at this site, involve fairly low permeability clays and silts to depths that extend near or below the water table. There is a shallow, relatively thin sand fill zone in three of the borings. Therefore, it is our opinion that this site generally does not appear suitable for infiltrating significant quantities of stormwater. According to



Mr. Randy Wiesner
 City of Madison Engineering
 September 3, 2013
 Page 7

NR151.12, this site may be classified as “excluded” based on less than 3 ft of separation between the bottom of the infiltration basin and the high water level (or redox/mottling in the clay). Based on the deep low permeability soils, this site may also qualify as “exempted” based on estimated infiltration rates of less than 0.6 in./hr. The following parameters should be considered for design of infiltration features:

Infiltration Potential: The following infiltration parameters were estimated using Table 2 of the WDNR Conservation Practice Standard 1002, *Site Evaluation for Storm Water Infiltration*. The estimated infiltration rates are as follows:

- Silty clay loam 0.04 in./hr
- Sandy clay loam 0.11 in./hr
- Silt loam 0.13 in./hr
- Sandy loam 0.5 in./hr

Note that the infiltration rates should be considered very approximate. The Wisconsin Department of Safety and Professional Services Soil Evaluation form for Borings A-5 through A-8 is included in Appendix F.

Groundwater: Groundwater was noted in Borings A-5 through A-8 at 6 to 9 ft below existing grades. Redoximporphic features in some of the shallow clays also suggest occasional perched water. Groundwater levels should be expected to vary, as previously discussed.

Bedrock: Bedrock was not encountered in the borings to maximum depth explored.

During construction of the proposed building and parking lot and related site grading, appropriate erosion control should be provided to prevent eroded soil from contaminating the bioswale areas. Where appropriate, the stormwater design should include pretreatment to remove fine-grained soils (silt/clay) from stormwater prior to entering the infiltration area. Additionally, a regular maintenance plan should be developed to remove silt/clay soils that may accumulate in the bottom of infiltration features over time. Failure to adequately control fine-grained soils from entering the infiltration area or failure to regularly remove fine-grained soils that accumulate at the base of the infiltration feature will likely cause the stormwater management area to fail. Refer to WDNR Conservation Practice Standard 1002 and NR 151 for additional information.

CONSTRUCTION CONSIDERATIONS

Due to variations in weather, construction methods and other factors, specific construction problems are difficult to predict. Soil related difficulties that could be encountered on the site are discussed below:



Mr. Randy Wiesner
City of Madison Engineering
September 3, 2013
Page 8

- Due to the potentially sensitive nature of the on-site soils, we recommend that final site grading activities be completed during dry weather, if possible. Construction traffic should be avoided on prepared subgrades to minimize potential disturbance.
- Earthwork construction during the early spring or late fall could be complicated as a result of wet weather and freezing temperatures. During cold weather, exposed subgrades should be protected from freezing before and after footing construction. Fill should never be placed while frozen or on frozen ground.
- Excavations extending greater than 4 ft in depth below the existing ground surface should be sloped or braced in accordance with current OSHA standards.
- Based on proposed building grades and observations made during the field exploration, we generally do not expect groundwater to be encountered in footing excavations. However, water accumulating at the base of excavations as a result of precipitation or seepage should be controlled and quickly removed using pumps operating from filtered sump pits.

RECOMMENDED CONSTRUCTION MONITORING

The quality of the foundation, floor slab and pavement subgrades will be largely determined by the level of care exercised during site development. To check that earthwork and foundation construction proceeds in accordance with our recommendations, the following operations should be monitored by CGC:

- Topsoil stripping/subgrade proof-rolling within the construction areas;
- Fill/backfill placement and compaction;
- Foundation excavation/subgrade preparation; and
- Concrete placement.


* * * * *


Mr. Randy Wiesner
City of Madison Engineering
September 3, 2013
Page 9

It has been a pleasure to serve you on this project. If you have any questions or need additional consultation, please contact us.

Sincerely,

CGC, Inc.


David A. Staab, P.E., LEED AP
Consulting Professional


William W. Wuellner, P.E.
Senior Geotechnical Engineer

Encl: Appendix A - Field Exploration
Appendix B - Soil Boring Location Map
Logs of Test Borings (13)
Log of Test Boring-General Notes
Unified Soil Classification System
Appendix C - Document Qualifications
Appendix D - Recommended Compacted Fill Specifications
Appendix E - Settlement Platform
Appendix F - WI Dept. Safety and Professional Services Soil Evaluation Forms (4 Borings)

APPENDIX A

FIELD EXPLORATION

APPENDIX A

FIELD EXPLORATION

A total of 13 Standard Penetration Test (SPT) soil borings were drilled to planned depths of 10 to 30 ft below existing site grades. Borings A-1 through A-8 were drilled to 10 ft with pavement and stormwater areas, and Borings B-1 through B-5 were drilled to 30 ft within the proposed building footprint. The borings were located in the field by City of Madison personnel who also surveyed the ground surface elevations at the boring locations, which are referenced to NAVD88(1991) vertical datum. The borings were drilled on July 19, 2013 by Badger State Drilling (under subcontract to CGC) using truck-mounted D-120 rotary drill rigs equipped with hollow-stem augers and automatic SPT hammers. Specific details on the drilling and sampling procedures are included in Appendix A.

In each boring, soil samples were obtained at 2.5 foot intervals to a depth of 10 ft and at 5 ft intervals thereafter. The soil samples were obtained in general accordance with specifications for standard penetration testing, ASTM D 1586. The specific procedures used for drilling and sampling are described below.

1. Boring Procedures between Samples

The boring is extended downward, between samples, by a hollow-stem auger.

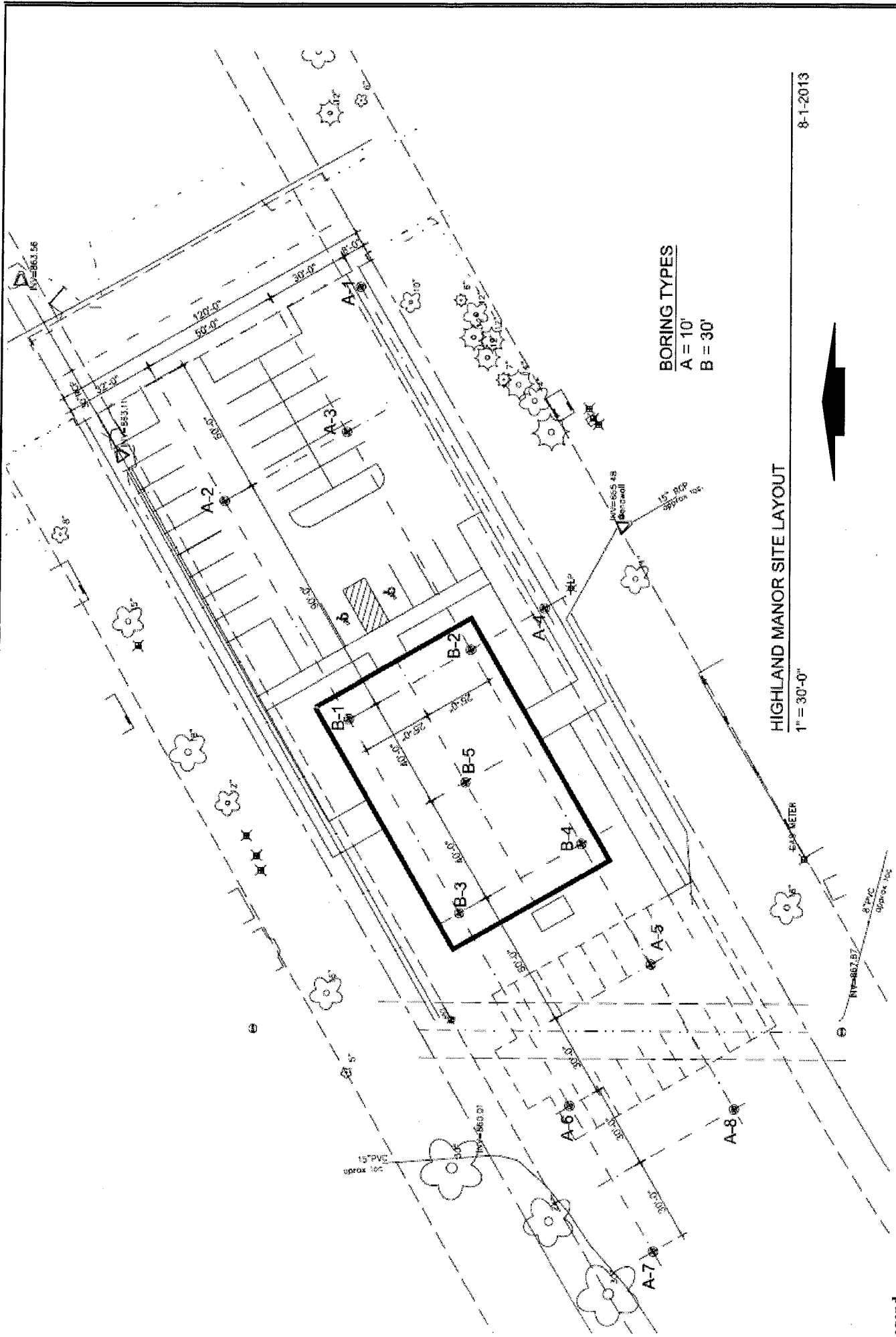
2. Standard Penetration Test and Split-Barrel Sampling of Soils
(ASTM Designation: D 1586)

This method consists of driving a 2-inch outside diameter split-barrel sampler using a 140-pound weight falling freely through a distance of 30 inches. The sampler is first seated 6 inches into the material to be sampled and then driven 12 inches. The number of blows required to drive the sampler the final 12 inches is recorded on the log of borings and is known as the Standard Penetration Resistance.

During the field exploration, the driller visually classified the soil and prepared a field log. *Field screening of the soil samples for possible environmental contaminants was not conducted by the drillers as environmental site assessment activities were not part of CGC's work scope.* Water level observations were made in each boring during and after drilling and are shown at the bottom of each boring log. Upon completion of drilling, the borings were backfilled with bentonite (where required) to satisfy WDNR regulations and the soil samples were delivered to our laboratory for visual classification and laboratory testing. The soil samples were visually classified by a geotechnical engineer using the Unified Soil Classification System. The final logs prepared by the engineer and a description of the Unified Soil Classification System are presented in Appendix B.

APPENDIX B

**SOIL BORING LOCATION MAP
LOGS OF TEST BORINGS (13)
LOG OF TEST BORING - GENERAL NOTES
UNIFIED SOIL CLASSIFICATION SYSTEM**



BORING TYPES
 A = 10'
 B = 30'

HIGHLAND MANOR SITE LAYOUT
 1" = 30'-0"

8-1-2013



Scale: Reduced

Legend
 Ⓧ Denotes Boring Location and Number

Notes

1. Borings drilled by Badger State Drilling on August 19, 2013.
2. Base map prepared by City of Madison.
3. Boring locations are approximate.

SOIL BORING LOCATION MAP	
Proposed Highland Manor Storm Shelter Manor Drive Madison, WI	
Job No. C13064-8	CGC, Inc.
Date: 08/2013	



LOG OF TEST BORING

Project **Proposed Highland Manor Storm Shelter**
Manor Drive
 Location **Madison, Wisconsin**

Boring No. **B-1**
 Surface Elevation (ft) **863.6**
 Job No. **C13064-8**
 Sheet **1** of **1**

2921 Perry Street, Madison, WI 53713 (608) 288-4100, FAX (608) 288-7887

SAMPLE					VISUAL CLASSIFICATION and Remarks	SOIL PROPERTIES				
No.	TYPE	Rec (in.)	Moist	N		Depth (ft)	qu (qa) (tsf)	W	LL	PL
					0	5.5 in. TOPSOIL FILL (OL)				
1	█	12	M	14	1	Medium Stiff to Very Stiff, Gray/Brown (Mottled) Lean CLAY, Trace Sand (CL)				
2	█	14	M	8	5	(1.0-1.5)	28.7			
3	█	10	M	7	7	(0.75-1.25)	24.7			
4	█	14	M/W	12	10	(0.75-1.0)	21.3			
					15	Dense, Brown Fine to Medium SAND, Some Gravel, Trace to Little Silt (SP/SP-SM)				
5	█	16	W	41	15					
6	█	12	W	36	20	Dense, Gray-Brown Silty Fine SAND, Trace Gravel and Clay, Scattered Cobbles/Boulders (SM)				
7	█	10	W	35	25	Dense to Very Dense, Gray-Brown Fine SAND, Trace to Little Silt (SP/SP-SM)				
8	█	0	W	50/2"	28.5	Pushed stone (no recovery) at 28.5 ft End of Boring/Split-Spoon Refusal at 28.5 ft				
					30	Borehole backfilled with bentonite slurry and chips				
					35					

WATER LEVEL OBSERVATIONS					GENERAL NOTES				
While Drilling	▽	9.0'	Upon Completion of Drilling	_____	Start	8/19/13	End	8/19/13	
Time After Drilling	_____	_____		_____	Driller	BSD	Chief	AP	Rig D-120
Depth to Water	_____	_____		▼	Logger	JF	Editor	DAS	
Depth to Cave in	_____	_____		_____	Drill Method	2.25" HSA 0-10; 3-7/8"			
The stratification lines represent the approximate boundary between soil types and the transition may be gradual.					RB/DM 10'-28.5'; Autohammer				



LOG OF TEST BORING

Project **Proposed Highland Manor Storm Shelter**
Manor Drive
 Location **Madison, Wisconsin**

Boring No. **B-2**
 Surface Elevation (ft) **864.7**
 Job No. **C13064-8**
 Sheet **1** of **1**

2921 Perry Street, Madison, WI 53713 (608) 288-4100, FAX (608) 288-7887

SAMPLE					VISUAL CLASSIFICATION and Remarks	SOIL PROPERTIES					
No.	TYPE	Rec (in.)	Moist	N		Depth (ft)	qu (qa) (tsf)	W	LL	PL	LI
					0-3	3 in. TOPSOIL FILL (OL)					
1		4	M	30	3-10	FILL: Medium Dense to Dense, Brown Fine to Medium Sand, Some Silt and Gravel					
2		10	M	10	10-14	Medium Stiff to Stiff, Gray/Brown (Mottled) Lean CLAY, Trace Sand (CL)	(2.0)				
3		14	M	4	14-15		(0.5)	29.3			
4		10	MW	15	15-20	Medium Dense, Brown/Gray (Mottled) SILT, Trace Sand, Scattered Sand Seams (ML)					
5		12	W	20	20-27	Medium Dense, Gray SILT, Trace Sand, Scattered Sand and Clay Seams (ML)		22.4			
6		7	W	15	27-32	Medium Dense, Brown Silty Fine to Medium SAND, Little Gravel, Trace Clay, Scattered Cobbles/Boulders (SM)					
7		10	W	48	32-33	Dense, Gray-Brown Fine SAND, Trace to Little Silt, Scattered Silt Seams (SP/SP-SM)					
8		4	W	50/4"	33-35	Very Dense, Brown Fine to Medium SAND, Some Silt and Gravel, Scattered Cobbles/Boulders (SM)					
					29.5	End of Boring/Split-Spoon Refusal at 29.5 ft					
						Borehole backfilled with bentonite slurry and chips					

WATER LEVEL OBSERVATIONS					GENERAL NOTES	
While Drilling	∇	13.5'	Upon Completion of Drilling	_____	Start	8/19/13 End 8/19/13
Time After Drilling	_____	_____	_____	_____	Driller	BSD Chief KD Rig D-120
Depth to Water	_____	_____	_____	8'	Logger	JM/MG Editor DAS
Depth to Cave in	_____	_____	_____	9.0'	Drill Method	2.25" HSA 0-15; 3-7/8"
The stratification lines represent the approximate boundary between soil types and the transition may be gradual.					RB/DM 15'-29.5'; Autohammer	



LOG OF TEST BORING

Project **Proposed Highland Manor Storm Shelter**
Manor Drive
 Location **Madison, Wisconsin**

Boring No. **B-3**
 Surface Elevation (ft) **863.5**
 Job No. **C13064-8**
 Sheet **1** of **1**

2921 Perry Street, Madison, WI 53713 (608) 288-4100, FAX (608) 288-7887

SAMPLE					VISUAL CLASSIFICATION and Remarks	SOIL PROPERTIES					
No.	TYPE	Rec (in.)	Moist	N		Depth (ft)	qu (qa) (tsf)	W	LL	PL	LI
					0	8 in.± TOPSOIL FILL (OL)					
1	█	14	M	30	1	FILL: Medium Dense to Dense, Brown Fine to Medium Sand, Some Silt, Little Gravel					
2	█	14	M	12	5	Stiff, Gray/Brown (Mottled) Lean CLAY, Trace Sand (CL)	(1.75)				
3	█	12	M	8	8		(1.0-1.5)				
4	█	16	M/W	6	10	Medium Stiff to Stiff, Brown Silty CLAY to Clayey SILT, Trace Sand (CL-ML/ML)	(0.5-1.5)	21.5			
					15	Medium Dense, Gray SILT, Trace Sand, Scattered Sand Seams (ML)					
5	█	14	W	14	15	Medium Dense, Light Brown Fine SAND, Trace Silt, Scattered Silt Seams (SP)					
6	█	14	W	8	20	Loose, Brown/Gray (Mottled) SILT, Little to Some Sand, Scattered Sand Seams (ML)					
7	█	12	W	14	25	Medium Dense, Gray Silty Fine to Medium SAND, Little Gravel, Trace Clay, Scattered Cobbles/Boulders (SM)					
8	█	10	W	53	30	Very Dense, Brown Fine to Coarse SAND, Some Gravel, Trace to Little Silt, Scattered Silt Seams (SP/SP-SM)					
					30	End of Boring at 30 ft					
					35	Borehole backfilled with bentonite slurry and chips					

WATER LEVEL OBSERVATIONS					GENERAL NOTES				
While Drilling	∇	8.5'	Upon Completion of Drilling		Start	8/19/13	End	8/19/13	
Time After Drilling					Driller	BSD	Chief	AP	Rig D-120
Depth to Water				▼	Logger	JF	Editor	DAS	
Depth to Cave in					Drill Method	2.25" HSA 0-15; 3-7/8"			
The stratification lines represent the approximate boundary between soil types and the transition may be gradual.					RB/DM 15'-30'; Autohammer				



LOG OF TEST BORING

Project **Proposed Highland Manor Storm Shelter**
Manor Drive
 Location **Madison, Wisconsin**

Boring No. **B-4**
 Surface Elevation (ft) **864.6**
 Job No. **C13064-8**
 Sheet **1** of **1**

2921 Perry Street, Madison, WI 53713 (608) 288-4100, FAX (608) 288-7887

SAMPLE					VISUAL CLASSIFICATION and Remarks	SOIL PROPERTIES				
No.	TYP E	Rec (in.)	Moist	N		Depth (ft)	qu (qa) (tsf)	W	LL	PL
1	█	13	M	15	2	2 in. TOPSOIL FILL (OL) FILL: Medium Dense, Brown Fine to Medium Sand, Some Silt and Gravel				
2	█	10	M	9	5	Medium Stiff to Stiff, Gray/Brown (Mottled) Lean CLAY, Trace Sand (CL)				
3	█	14	M/W	5	5	(2.0)				
4	█	10	W	16	10	(0.5-0.75)	26.9			
5	█	18	W	11	15	Medium Dense, Brown FINE to Medium SAND, Trace to Little Silt, Trace Gravel, Scattered Silt Seams (SP/SP-SM)				
6	█	16	W	13	20	(0.5-1.0)				
7	█	8	W	21	25	Medium Dense, Brown SILT, Trace Sand, Scattered Sand Seams (ML) Color Changes to Gray Near 20 ft				
8	█	4	W	32	30	Medium Dense, Gray Silty FINE to Medium SAND, Little Gravel and Clay, Scattered Cobbles/Boulders (SM)				
					30	Dense, Brown FINE to Medium SAND, Some Silt and Gravel, Scattered Cobbles/Boulders (SM)				
					30	End of Boring/Auger Refusal at 30 ft Borehole backfilled with bentonite chips				
					35					

WATER LEVEL OBSERVATIONS	GENERAL NOTES
While Drilling ∇ 8.5' Upon Completion of Drilling _____ Time After Drilling _____ Depth to Water _____ Depth to Cave in _____	Start 8/19/13 End 8/19/13 Driller BSD Chief KD Rig D-120 Logger JM/MG Editor DAS Drill Method 2.25" HSA 0-10; 3-7/8" RB/DM 10'-30'; Autohammer
The stratification lines represent the approximate boundary between soil types and the transition may be gradual.	



LOG OF TEST BORING

Project **Proposed Highland Manor Storm Shelter**
Manor Drive
 Location **Madison, Wisconsin**

Boring No. **B-5**
 Surface Elevation (ft) **864.1**
 Job No. **C13064-8**
 Sheet **1** of **1**

2921 Perry Street, Madison, WI 53713 (608) 288-4100, FAX (608) 288-7887

SAMPLE					VISUAL CLASSIFICATION and Remarks	SOIL PROPERTIES					
No.	TYPE	Rec (in.)	Moist	N		Depth (ft)	q _u (qa) (tsf)	W	LL	PL	LI
					0 - 6.5	6.5 in. ± TOPSOIL FILL (OL)					
1		12	M	24	6.5 - 12	FILL: Medium Dense, Brown Fine to Medium Sand, Some Silt, Little Gravel					
2		12	M	9	12 - 15	Medium Stiff to Stiff, Gray/Brown (Mottled) Lean CLAY, Trace Sand (CL)	(1.75)				
3		14	M	5	15 - 16		(0.75-1.0)	27.2			
4		16	M/W	8	16 - 20	Loose, Gray/Brown (Mottled) SILT to Clayey SILT, Trace Sand (ML)	(0.5-1.0)	20.8	23	18	
5		16	W	9	20 - 22	Scattered Clay Seams Near 15 ft	(1.0-1.25)				
6		16	W	11	22 - 24	Color Changes to Gray with Scattered Sand Seams Near 20 ft	(1.5-2.25)				
7		12	W	29	24 - 28	Medium Dense, Gray Silty Fine to Medium SAND, Little Gravel, Trace Clay, Scattered Cobbles/Boulders (SM)					
8		8	W	45	28 - 30	Dense, Brown Fine to Medium SAND, Trace to Little Silt, Trace Gravel (SP/SP-SM)					
					30 - 35	End of Boring at 30 ft Borehole backfilled with bentonite slurry and chips					

WATER LEVEL OBSERVATIONS					GENERAL NOTES				
While Drilling	∇	9.0'	Upon Completion of Drilling	_____	Start	8/19/13	End	8/19/13	
Time After Drilling	_____	_____		_____	Driller	BSD	Chief	AP	Rig D-120
Depth to Water	_____	_____		∇	Logger	JF	Editor	DAS	
Depth to Cave in	_____	_____		_____	Drill Method	2.25" HSA 0-10; 3-7/8"			
The stratification lines represent the approximate boundary between soil types and the transition may be gradual.					RB/DM; Autohammer				



LOG OF TEST BORING

Project **Proposed Highland Manor Storm Shelter**
Manor Drive
 Location **Madison, Wisconsin**

Boring No. **A-1**
 Surface Elevation (ft) **867.8**
 Job No. **C13064-8**
 Sheet **1** of **1**

2921 Perry Street, Madison, WI 53713 (608) 288-4100, FAX (608) 288-7887

SAMPLE					VISUAL CLASSIFICATION and Remarks	SOIL PROPERTIES				
No.	TYPE	Rec (in.)	Moist	N		Depth (ft)	qu (qa) (tsf)	W	LL	PL
					0	3 in. ± TOPSOIL FILL (OL)				
1	█	6	M	7	1	FILL: Stiff, Brown Lean Clay, Some Sand, Trace Gravel				
					5	Stiff to Very Stiff, Gray/Brown (Mottled) Lean CLAY, Trace Sand (CL)				
2	█	10	M	9	5	(2.0)				
3	█	14	M/W	10	10	Soft to Medium Stiff, Brown/Gray Silty CLAY to Clayey SILT (Mottled), Trace Sand (CL-ML/ML)				
					10	(0.5) 21.0				
4	█	16	W	11	10	Medium Dense, Brown Silty Fine SAND, Trace Gravel and Clay, Scattered Cobbles/Boulders (SM)				
End of Boring at 10 ft										
Borehole backfilled with bentonite chips										
					15					
					20					
					25					
					30					
					35					

WATER LEVEL OBSERVATIONS					GENERAL NOTES				
While Drilling	∇	8.0'	Upon Completion of Drilling	_____	Start	8/19/13	End	8/19/13	
Time After Drilling	_____	_____		15 Min.	Driller	BSD	Chief	KD	Rig D-120
Depth to Water	_____	_____		NW	Logger	JM/MG	Editor	DAS	
Depth to Cave in	_____	_____		6.0'	Drill Method	2.25" HSA; Autohammer			
The stratification lines represent the approximate boundary between soil types and the transition may be gradual.									



LOG OF TEST BORING

Project **Proposed Highland Manor Storm Shelter**
Manor Drive
 Location **Madison, Wisconsin**

Boring No. **A-2**
 Surface Elevation (ft) **864.9**
 Job No. **C13064-8**
 Sheet **1** of **1**

2921 Perry Street, Madison, WI 53713 (608) 288-4100, FAX (608) 288-7887

SAMPLE					VISUAL CLASSIFICATION and Remarks	SOIL PROPERTIES				
No.	Rec (in.)	Moist	N	Depth (ft)		qu (qa) (tsf)	W	LL	PL	LI
				0	5.5 in. ± TOPSOIL FILL					
1	12	M	21	5	FILL: Medium Dense, Brown Fine to Medium Sand, Some Silt, Little Gravel					
2	12	M	10	5	Medium Stiff to Stiff, Gray/Brown (Mottled) Lean CLAY, Trace Sand (CL)	(1.5-2.0)				
3	14	M	5	5	Medium Stiff to Stiff, Gray/Brown (Mottled) Lean CLAY, Trace Sand (CL)	(0.75-1.0)				
4	16	M/W	10	10	Loose to Medium Dense, Gray/Brown (Mottled) SILT to Clayey SILT, Trace Sand (ML)	(1.5-1.75)				
End of Boring at 10 ft										
Borehole backfilled with bentonite chips										
				15						
				20						
				25						
				30						
				35						

WATER LEVEL OBSERVATIONS					GENERAL NOTES				
While Drilling	∇	10.0'	Upon Completion of Drilling	_____	Start	8/19/13	End	8/19/13	
Time After Drilling	_____	_____		15 Min.	Driller	BSD	Chief	AP	Rig D-120
Depth to Water	_____	_____		NW	Logger	JF	Editor	DAS	
Depth to Cave in	_____	_____		7.0	Drill Method	2.25" HSA; Autohammer			
The stratification lines represent the approximate boundary between soil types and the transition may be gradual.									



LOG OF TEST BORING

Project **Proposed Highland Manor Storm Shelter**
Manor Drive
 Location **Madison, Wisconsin**

Boring No. **A-3**
 Surface Elevation (ft) **866.6**
 Job No. **C13064-8**
 Sheet **1** of **1**

2921 Perry Street, Madison, WI 53713 (608) 288-4100, FAX (608) 288-7887

SAMPLE					VISUAL CLASSIFICATION and Remarks	SOIL PROPERTIES				
No.	TYPE	Rec (in.)	Moist	N		Depth (ft)	qu (qa) (tsf)	W	LL	PL
					5 in. ± TOPSOIL FILL (OL)					
1		16	M	26	FILL: Medium Dense, Brown Fine to Medium Sand, Some Silt, Little Gravel, Scattered Clay Pockets					
2		5	M	9	Stiff, Gray/Brown (Mottled) Lean CLAY, Trace Sand (CL)	(2.0)				
3		16	M	5		(1.0)				
4		10	M/W	8	Loose, Gray/Brown (Mottled) SILT to Clayey SILT, Trace Sand (ML)	(1.0)				
					End of Boring at 10 ft					
					Borehole Backfilled bentonite chips					

WATER LEVEL OBSERVATIONS					GENERAL NOTES				
While Drilling	∇	NW	Upon Completion of Drilling		Start	8/19/13	End	8/19/13	
Time After Drilling				15 Min.	Driller	BSD	Chief	KD	Rig D-120
Depth to Water				NW	Logger	JM/MG	Editor	DAS	
Depth to Cave in				7.5'	Drill Method	2.25" HSA; Autohammer			
<small>The stratification lines represent the approximate boundary between soil types and the transition may be gradual.</small>									



LOG OF TEST BORING

Project **Proposed Highland Manor Storm Shelter**
Manor Drive
 Location **Madison, Wisconsin**

Boring No. **A-4**
 Surface Elevation (ft) **864.8**
 Job No. **C13064-8**
 Sheet **1** of **1**

2921 Perry Street, Madison, WI 53713 (608) 288-4100, FAX (608) 288-7887

SAMPLE					VISUAL CLASSIFICATION and Remarks	SOIL PROPERTIES				
No.	TYPE	Rec (in.)	Moist	N		Depth (ft)	qu (qa) (tsf)	W	LL	PL
					0	3 in. ± TOPSOIL FILL (OL)				
1	█	10	M	11	1	Stiff to Very Stiff, Gray/Brown (Mottled) Lean CLAY, Trace Sand (CL)				
2	█	14	M	10	5	(1.5-1.75)				
3	█	8	M/W	7	7	Loose, Gray/Brown (Mottled) SILT to Clayey SILT, Trace Sand (ML)				
4	█	4	W	17	10	Medium Dense, Brown Fine to Medium SAND, Little Silt, Trace Clay and Gravel (SM)				
End of Boring at 10 ft										
Borehole Backfilled with bentonite chips										
					15					
					20					
					25					
					30					
					35					

WATER LEVEL OBSERVATIONS					GENERAL NOTES				
While Drilling	▽	8.5'	Upon Completion of Drilling	_____	Start	8/19/13	End	8/19/13	
Time After Drilling		_____		15 Min.	Driller	BSD	Chief	KD	Rig D-120
Depth to Water		_____		8.3' ▼	Logger	JM/MG	Editor	DAS	
Depth to Cave in		_____		8.4'	Drill Method	2.25" HSA; Autohammer			
The stratification lines represent the approximate boundary between soil types and the transition may be gradual.									



LOG OF TEST BORING

Project **Proposed Highland Manor Storm Shelter**
Manor Drive
 Location **Madison, Wisconsin**

Boring No. **A-5**
 Surface Elevation (ft) **864.0**
 Job No. **C13064-8**
 Sheet **1** of **1**

2921 Perry Street, Madison, WI 53713 (608) 288-4100, FAX (608) 288-7887

SAMPLE					VISUAL CLASSIFICATION and Remarks	SOIL PROPERTIES				
No.	TYPE	Rec (in.)	Moist	N		Depth (ft)	qu (qa) (tsf)	W	LL	PL
1		13	M	22	3 in. ± TOPSOIL FILL (OL) USDA: 10YR 2/2 Silt Loam					
2		12	M	10	FILL: Medium Dense, Brown Fine to Medium Sand, Some Silt, Little Gravel FILL - 10YR 5/4 Sandy Loam	(1.5-2.0)				
3		12	W	9	Stiff, Gray/Brown (Mottled) Lean CLAY, Trace Sand (CL) USDA: 10YR 6/2 Silty Clay Loam (Redox: C2D 10YR 6/8)					
4		15	W	22	Loose, Dark Brown CLAY, Fine Sand, Trace Gravel, Scattered Clay Seams (SC) USDA: 10YR 3/2 Sandy Clay Loam, Scattered Silty Clay Loam Seams	(1.0)				
					Medium Dense, Gray/Brown (Mottled) SILT to Clayey SILT, Trace Sand, Scattered Sand Seams (ML) USDA: 10YR 6/2 Silt Loam (Redox C2D 10YR 6/6)					
					Medium Dense, Brown Fine to Medium Sand, Some Silt and Gravel (SM) USDA: 10YR 5/6 Sandy Loam					
					End of Boring at 10 ft					
					Borehole backfilled with bentonite chips					

WATER LEVEL OBSERVATIONS					GENERAL NOTES				
While Drilling	∇	6.0'	Upon Completion of Drilling		Start	8/19/13	End	8/19/13	
Time After Drilling				15 Min.	Driller	BSD	Chief	KD	Rig D-120
Depth to Water				NW	Logger	JM/MG	Editor	DAS	
Depth to Cave in				7.5'	Drill Method	2.25" HSA; Autohammer			
<small>The stratification lines represent the approximate boundary between soil types and the transition may be gradual.</small>									



LOG OF TEST BORING

Project **Proposed Highland Manor Storm Shelter**
Manor Drive
 Location **Madison, Wisconsin**

Boring No. **A-6**
 Surface Elevation (ft) **862.5**
 Job No. **C13064-8**
 Sheet **1** of **1**

2921 Perry Street, Madison, WI 53713 (608) 288-4100, FAX (608) 288-7887

SAMPLE					VISUAL CLASSIFICATION and Remarks	SOIL PROPERTIES				
No.	TYPE	Rec (in.)	Moist	N		Depth (ft)	qu (qa) (tsf)	W	LL	PL
1	█	16	M	13	7.5 in. ± TOPSOIL FILL (OL)					
2	█	14	M	9	10YR 2/2 Silt Loam FILL: Medium Dense, Brown Fine to Medium Sand, Some Silt, Little Gravel USDA: FILL - 10YR 5/4 Sandy Loam	(2.25-2.5)				
3	█	12	M	7	Medium Stiff to Very Stiff, Gray/Brown (Mottled) Lean CLAY, Trace Sand (CL) USDA: 10YR 6/2 Silty Clay Loam (Redox: C2D 10YR 6/8)	(0.75-1.25)				
4	█	14	M/W	8	Loose, Gray/Brown (Mottled) SILT to Clayey SILT, Trace Sand, Scattered Sand Seams (ML) USDA: 10YR 6/2 Silt Loam (Redox C2D 10YR 6/6)	(0.75-1.25)				
End of Boring at 10 ft										
Borehole backfilled with bentonite chips										
					15					
					20					
					25					
					30					
					35					

WATER LEVEL OBSERVATIONS					GENERAL NOTES				
While Drilling	▽	9.0'	Upon Completion of Drilling	_____	Start	8/19/13	End	8/19/13	
Time After Drilling		_____		15 Min.	Driller	BSD	Chief	AP	Rig D-120
Depth to Water		_____		6.6' ▼	Logger	JF	Editor	DAS	
Depth to Cave in		_____		6.9'	Drill Method	2.25" HSA; Autohammer			
The stratification lines represent the approximate boundary between soil types and the transition may be gradual.									



LOG OF TEST BORING

Project Proposed Highland Manor Storm Shelter
Manor Drive
 Location Madison, Wisconsin

Boring No. A-7
 Surface Elevation (ft) 862.2
 Job No. C13064-8
 Sheet 1 of 1

2921 Perry Street, Madison, WI 53713 (608) 288-4100, FAX (608) 288-7887

SAMPLE					VISUAL CLASSIFICATION and Remarks	SOIL PROPERTIES				
No.	DEPTH (ft)	Rec (in.)	Moist	N		Depth (ft)	qu (qa) (tsf)	W	LL	PL
1	0-4.5	12	M	14	4.5 in. ± TOPSOIL FILL USDA: 10YR 2/2 Silt Loam					
2	4.5-10	10	M	10	FILL: Medium Dense, Brown Fine to Medium Sand, Some Silt, Little Gravel, Scattered Clay Seams/Pockets USDA: FILL - 10YR 5/4 Sandy Loam, Scattered Silty Clay Loam Seams/Pockets	(2.0-2.25)				
3	10-12	12	M	8	Stiff to Very Stiff, Gray/Brown (Mottled) Lean CLAY, Trace Sand (CL) USDA: 10YR 6/2 Silty Clay Loam (Redox: C2D 10YR 6/8)	(1.5)				
4	12-10	8	W	31	Dense, Light Gray Fine to Medium SAND, Trace Silt, Scattered Silt Seams (SP) USDA: 10YR 6/3 Sand, Scattered Silt Loam Seams					
					End of Boring at 10 ft					
					Borehole backfilled with bentonite chips					

WATER LEVEL OBSERVATIONS					GENERAL NOTES				
While Drilling	▽	8.5'	Upon Completion of Drilling		Start	8/19/13	End	8/19/13	
Time After Drilling				15 Min.	Driller	BSD	Chief	AP	Rig D-120
Depth to Water				7' ▼	Logger	JF	Editor	DAS	
Depth to Cave in				7.5'	Drill Method	2.25" HSA; Autohammer			

The stratification lines represent the approximate boundary between soil types and the transition may be gradual.



LOG OF TEST BORING

Project **Proposed Highland Manor Storm Shelter**
Manor Drive
 Location **Madison, Wisconsin**

Boring No. **A-8**
 Surface Elevation (ft) **863.1**
 Job No. **C13064-8**
 Sheet **1** of **1**

2921 Perry Street, Madison, WI 53713 (608) 288-4100, FAX (608) 288-7887

SAMPLE					VISUAL CLASSIFICATION and Remarks	SOIL PROPERTIES				
No.	TYPE	Rec (in.)	Moist	N		Depth (ft)	qu (qa) (tsf)	W	LL	PL
1		10	M	11	3 in. ± TOPSOIL FILL (OL) USDA: 10YR 2/2 Silt Loam Stiff, Gray to Gray/Brown (Mottled) Lean CLAY, Trace Sand (CL) USDA: 10YR 4/3 to 10YR 6/2 Silty Clay Loam (Redox: C2D 10YR 6/8)	(2.0)				
2		14	M	9		(1.5)				
3		10	M	12		(1.25)				
4		7	M	12		(2.0)				
					Medium Dense, Gray/Brown (Mottled) SILT to Clayey SILT, Trace Sand, Scattered Sand Seams (ML) USDA: 10YR 6/2 Silt Loam (Redox C2D 10YR 6/6)					
					End of Boring at 10 ft Borehole Backfilled with bentonite chips					

WATER LEVEL OBSERVATIONS					GENERAL NOTES				
While Drilling	<input checked="" type="checkbox"/>	Upon Completion of Drilling		Start	8/19/13	End	8/19/13		
Time After Drilling				Driller	BSD	Chief	KD	Rig	D-120
Depth to Water				Logger	JM/MG	Editor	DAS		
Depth to Cave in				Drill Method	2.25" HSA; Autohammer				
<small>The stratification lines represent the approximate boundary between soil types and the transition may be gradual.</small>									

LOG OF TEST BORING
General Notes

DESCRIPTIVE SOIL CLASSIFICATION

Grain Size Terminology

Soil Fraction	Particle Size	U.S. Standard Sieve Size
Boulders	Larger than 12"	Larger than 12"
Cobbles.....	3" to 12"	3" to 12"
Gravel: Coarse.....	¾" to 3"	¾" to 3"
Fine.....	4.76 mm to ¾"	#4 to ¾"
Sand: Coarse.....	2.00 mm to 4.76 mm.....	#10 to #4
Medium	0.42 to mm to 2.00 mm.....	#40 to #10
Fine.....	0.074 mm to 0.42 mm	#200 to #40
Silt.....	0.005 mm to 0.074 mm	Smaller than #200
Clay	Smaller than 0.005 mm	Smaller than #200

Plasticity characteristics differentiate between silt and clay.

General Terminology

- Physical Characteristics
Color, moisture, grain shape, fineness, etc.
- Major Constituents
Clay, silt, sand, gravel
- Structure
Laminated, varved, fibrous, stratified, cemented, fissured, etc.
- Geologic Origin
Glacial, alluvial, eolian, residual, etc.

Relative Proportions Of Cohesionless Soils

Proportional Term	Defining Range by Percentage of Weight
Trace.....	0% - 5%
Little	5% - 12%
Some.....	12% - 35%
And.....	35% - 50%

Organic Content by Combustion Method

Soil Description	Loss on Ignition
Non Organic.....	Less than 4%
Organic Silt/Clay.....	4 - 12%
Sedimentary Peat.....	12% - 50%
Fibrous and Woody Peat...	More than 50%

Relative Density

Term	"N" Value
Very Loose.....	0 - 4
Loose.....	4 - 10
Medium Dense.....	10 - 30
Dense.....	30 - 50
Very Dense.....	Over 50

Consistency

Term	q _u -tons/sq. ft
Very Soft.....	0.0 to 0.25
Soft.....	0.25 to 0.50
Medium.....	0.50 to 1.0
Stiff.....	1.0 to 2.0
Very Stiff.....	2.0 to 4.0
Hard.....	Over 4.0

Plasticity

Term	Plastic Index
None to Slight.....	0 - 4
Slight.....	5 - 7
Medium.....	8 - 22
High to Very High ..	Over 22

The penetration resistance, N, is the summation of the number of blows required to effect two successive 6" penetrations of the 2" split-barrel sampler. The sampler is driven with a 140 lb. weight falling 30" and is seated to a depth of 6" before commencing the standard penetration test.

SYMBOLS

Drilling and Sampling

- CS – Continuous Sampling
- RC – Rock Coring: Size AW, BW, NW, 2"W
- RQD – Rock Quality Designation
- RB – Rock Bit/Roller Bit
- FT – Fish Tail
- DC – Drove Casing
- C – Casing: Size 2 ½", NW, 4", HW
- CW – Clear Water
- DM – Drilling Mud
- HSA – Hollow Stem Auger
- FA – Flight Auger
- HA – Hand Auger
- COA – Clean-Out Auger
- SS – 2" Dia. Split-Barrel Sample
- 2ST – 2" Dia. Thin-Walled Tube Sample
- 3ST – 3" Dia. Thin-Walled Tube Sample
- PT – 3" Dia. Piston Tube Sample
- AS – Auger Sample
- WS – Wash Sample
- PTS – Peat Sample
- PS – Pitcher Sample
- NR – No Recovery
- S – Sounding
- PMT – Borehole Pressuremeter Test
- VS – Vane Shear Test
- WPT – Water Pressure Test

Laboratory Tests

- q_a – Penetrometer Reading, tons/sq ft
- q_u – Unconfined Strength, tons/sq ft
- W – Moisture Content, %
- LL – Liquid Limit, %
- PL – Plastic Limit, %
- SL – Shrinkage Limit, %
- LI – Loss on Ignition
- D – Dry Unit Weight, lbs/cu ft
- pH – Measure of Soil Alkalinity or Acidity
- FS – Free Swell, %

Water Level Measurement

- ▽ - Water Level at Time Shown
- NW – No Water Encountered
- WD – While Drilling
- BCR – Before Casing Removal
- ACR – After Casing Removal
- CW – Cave and Wet
- CM – Caved and Moist

Note: Water level measurements shown on the boring logs represent conditions at the time indicated and may not reflect static levels, especially in cohesive soils.

CGC, Inc.

Madison - Milwaukee

UNIFIED SOIL CLASSIFICATION SYSTEM





UNIFIED SOIL CLASSIFICATION AND SYMBOL CHART

COARSE-GRAINED SOILS

(more than 50% of material is larger than No. 200 sieve size.)





Clean Gravels (Less than 5% fines)

GRAVELS
More than 50% of coarse fraction larger than No. 4 sieve size

	GW	Well-graded gravels, gravel-sand mixtures, little or no fines
	GP	Poorly-graded gravels, gravel-sand mixtures, little or no fines
Gravels with fines (More than 12% fines)		
	GM	Silty gravels, gravel-sand-silt mixtures
	GC	Clayey gravels, gravel-sand-clay mixtures

Clean Sands (Less than 5% fines)




SANDS
50% or more of coarse fraction smaller than No. 4 sieve size

	SW	Well-graded sands, gravelly sands, little or no fines
	SP	Poorly graded sands, gravelly sands, little or no fines
Sands with fines (More than 12% fines)		
	SM	Silty sands, sand-silt mixtures
	SC	Clayey sands, sand-clay mixtures




FINE-GRAINED SOILS

(50% or more of material is smaller than No. 200 sieve size.)


SILTS AND CLAYS
Liquid limit less than 50%

	ML	Inorganic silts and very fine sands, rock flour, silty of clayey fine sands or clayey silts with slight plasticity
	CL	Inorganic clays of low to medium plasticity, gravelly clays, sandy clays, silty clays, lean clays
	OL	Organic silts and organic silty clays of low plasticity

SILTS AND CLAYS
Liquid limit 50% or greater

	MH	Inorganic silts, micaceous or diatomaceous fine sandy or silty soils, elastic silts
	CH	Inorganic clays of high plasticity, fat clays
	OH	Organic clays of medium to high plasticity, organic silts

HIGHLY ORGANIC SOILS

	PT	Peat and other highly organic soils
---	----	-------------------------------------

LABORATORY CLASSIFICATION CRITERIA

GW $C_u = \frac{D_{60}}{D_{10}}$ greater than 4; $C_c = \frac{D_{30}}{D_{10} \times D_{60}}$ between 1 and 3

GP Not meeting all gradation requirements for GW

GM Atterberg limits below "A" line or P.I. less than 4

Above "A" line with P.I. between 4 and 7 are borderline cases requiring use of dual symbols

GC Atterberg limits above "A" line with P.I. greater than 7

SW $C_u = \frac{D_{60}}{D_{10}}$ greater than 4; $C_c = \frac{D_{30}}{D_{10} \times D_{60}}$ between 1 and 3

SP Not meeting all gradation requirements for GW

SM Atterberg limits below "A" line or P.I. less than 4

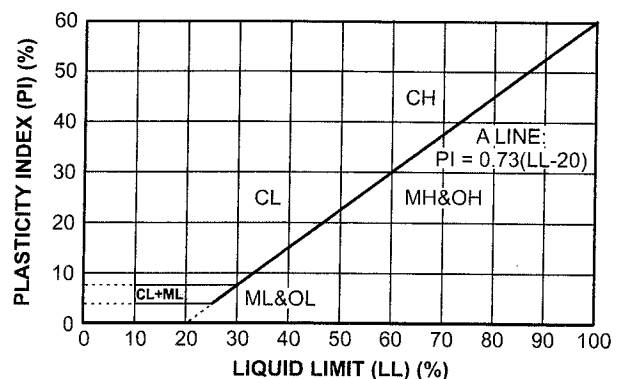
Limits plotting in shaded zone with P.I. between 4 and 7 are borderline cases requiring use of dual symbols.

SC Atterberg limits above "A" line with P.I. greater than 7

Determine percentages of sand and gravel from grain-size curve. Depending on percentage of fines (fraction smaller than No. 200 sieve size), coarse-grained soils are classified as follows:

Less than 5 percent GW, GP, SW, SP
More than 12 percent GM, GC, SM, SC
5 to 12 percent Borderline cases requiring dual symbols

PLASTICITY CHART



APPENDIX C

DOCUMENT QUALIFICATIONS

APPENDIX C DOCUMENT QUALIFICATIONS

I. GENERAL RECOMMENDATIONS/LIMITATIONS

CGC, Inc. should be provided the opportunity for a general review of the final design and specifications to confirm that earthwork and foundation requirements have been properly interpreted in the design and specifications. CGC should be retained to provide soil engineering services during excavation and subgrade preparation. This will allow us to observe that construction proceeds in compliance with the design concepts, specifications and recommendations, and also will allow design changes to be made in the event that subsurface conditions differ from those anticipated prior to the start of construction. CGC does not assume responsibility for compliance with the recommendations in this report unless we are retained to provide construction testing and observation services.

This report has been prepared in accordance with generally accepted soil and foundation engineering practices and no other warranties are expressed or implied. The opinions and recommendations submitted in this report are based on interpretation of the subsurface information revealed by the test borings indicated on the location plan. The report does not reflect potential variations in subsurface conditions between or beyond these borings. Therefore, variations in soil conditions can be expected between the boring locations and fluctuations of groundwater levels may occur with time. The nature and extent of the variations may not become evident until construction.

II. IMPORTANT INFORMATION ABOUT YOUR GEOTECHNICAL ENGINEERING REPORT

Geotechnical engineers structure their services to meet the specific needs of their clients. A geotechnical engineering study conducted for a civil engineer may not fulfill the needs of a construction contractor or even another civil engineer. Because each geotechnical engineering study is unique, each geotechnical engineering report is unique, prepared *solely* for the client. *No one except you* should rely on your geotechnical engineering report without first conferring with the geotechnical engineer who prepared it. *And no one - not even you* - should apply the report for any purpose or project except the one originally contemplated.

- the function of the proposed structure, as when it's changed from a parking garage to an office building, or from a light industrial plant to a refrigerated warehouse,
- elevation, configuration, location, orientation, or weight of the proposed structure,
- composition of the design team, or project ownership.

Serious problems have occurred because those relying on a geotechnical engineering report did not read it all. Do not rely on an executive summary. Do not read selected elements only.

As a general rule, , *always* inform your geotechnical engineer of project changes - even minor ones - and request an assessment of their impact. *CGC cannot accept responsibility or liability for problems that occur because our reports do not consider developments of which we were not Informed.*

A GEOTECHNICAL ENGINEERING REPORT IS BASED ON A UNIQUE SET OF PROJECT-SPECIFIC FACTORS

SUBSURFACE CONDITIONS CAN CHANGE

Geotechnical engineers consider a number of unique, project-specific factors when establishing the scope of a study. Typical factors include: the client's goals, objectives, and risk management preferences; the general nature of the structure involved, its size, and configuration; the location of the structure on the site; and other planned or existing site improvements, such as access roads, parking lots, and underground utilities. Unless the geotechnical engineer who conducted the study specifically indicates otherwise, *do not rely on a geotechnical engineering report* that was:

A geotechnical engineering report is based on conditions that existed at the time the study was performed. *Do not rely on a geotechnical engineering report* whose adequacy may have been affected by: the passage of time; by man-made events, such as construction on or adjacent to the site; or by natural events, such as floods, earthquakes, or groundwater fluctuations. *Always* contact the geotechnical engineer before applying the report to determine if it is still reliable. A minor amount of additional testing or analysis could prevent major problems.

- not prepared for you,
- not prepared for your project,
- not prepared for the specific site explored, or
- completed before important project changes were made.

MOST GEOTECHNICAL FINDINGS ARE PROFESSIONAL OPINION

Typical changes that can erode the reliability of an existing geotechnical report include those that affect:

Site exploration identifies subsurface conditions only at those points where surface tests are conducted or samples are taken. Geotechnical engineers review field and laboratory data and then apply their professional judgement to render an opinion about subsurface conditions throughout the site. Actual subsurface conditions may differ - sometimes significantly - from those indicated in your report. Retaining the geotechnical engineer who developed your report to provide construction observation is the most effective method of managing the risks associated with unanticipated conditions.

A REPORT'S RECOMMENDATIONS ARE NOT FINAL

Do not over-rely on the construction recommendations included in your report. *Those recommendations are not final*, because geotechnical engineers develop them principally from judgement and opinion, geotechnical engineers can finalize their recommendations only by observing actual subsurface conditions revealed during construction. *CGC cannot assume responsibility or liability for the report's recommendations if we do not perform construction observation.*

A GEOTECHNICAL ENGINEERING REPORT IS SUBJECT TO MISINTERPRETATION

Other design team members' misinterpretation of geotechnical engineering reports has resulted in costly problems. Lower that risk by having your geotechnical engineer confer with appropriate members of the design team after submitting the report. Also retain your geotechnical engineer to review pertinent elements of the design team's plans and specifications. Contractors can also misinterpret a geotechnical engineering report. Reduce that risk by having CGC participate in prebid and preconstruction conferences, and by providing construction observation.

DO NOT REDRAW THE ENGINEER'S LOGS

Geotechnical engineers prepare final boring and testing logs based upon their interpretation of field logs and laboratory data. To prevent errors or omissions, the logs included in a geotechnical engineering report should *never* be redrawn for inclusion in architectural or other design drawings. Only photographic or electronic reproduction is acceptable, *but recognize that separating logs from the report can elevate risk.*

GIVE CONTRACTORS A COMPLETE REPORT AND GUIDANCE

Some owners and design professionals mistakenly believe they can make contractors liable for unanticipated subsurface conditions by limiting what they provide for bid preparation. To help prevent costly problems, give contractors the complete geotechnical engineering report, *but* preface it with a clearly written letter of transmittal. In that letter, advise contractors that the report was not prepared for purposes of bid development and that the report's accuracy is limited; encourage them to confer with the geotechnical engineer who prepared the report (a modest fee may be required) and/or to conduct additional study to obtain the specific types of information they need or prefer. A prebid conference can also be valuable. *Be sure contractors have sufficient time to perform additional study.* Only then might you be in a position to give contractors the best information available to you, while requiring them to at least share some of the financial responsibilities stemming from unanticipated conditions.

READ RESPONSIBILITY PROVISIONS CLOSELY

Some clients, design professionals, and contractors do not recognize that geotechnical engineering is far less exact than other engineering disciplines. This lack of understanding has created unrealistic expectations that have led to disappointments, claims, and disputes. To help reduce such risks, geotechnical engineers commonly include a variety of explanatory provisions in their reports. Sometimes

labeled "limitations," many of these provisions indicate where geotechnical engineer's responsibilities begin and end, to help others recognize their own responsibilities and risks. Read these provisions closely. Ask questions. Your geotechnical engineer should respond fully and frankly.

GEOENVIRONMENTAL CONCERNS ARE NOT COVERED

The equipment, techniques, and personnel used to perform a *geoenvironmental* study differ significantly from those used to perform a *geotechnical* study. For that reason, a geotechnical engineering report does not usually relate any geoenvironmental findings, conclusions, or recommendations; e.g., about the likelihood of encountering underground storage tanks or regulated contaminants. *Unanticipated environmental problems have led to numerous project failures.* If you have not yet obtained your own geoenvironmental information, ask your geotechnical consultant for risk management guidance. *Do not rely on an environmental report prepared for someone else.*

OBTAIN PROFESSIONAL ASSISTANCE TO DEAL WITH MOLD

Diverse strategies can be applied during building design, construction, operation, and maintenance to prevent significant amounts of mold from growing on indoor surfaces. To be effective, all such strategies should be devised for the *express purpose* of mold prevention, integrated into a comprehensive plan, and executed with diligent oversight by a professional mold prevention consultant. Because just a small amount of water or moisture can lead to the development of severe mold infestations, a number of mold prevention strategies focus on keeping building surfaces dry. While groundwater, water infiltration, and similar issues may have been addressed as part of the geotechnical engineering study whose findings are conveyed in this report, the geotechnical engineer in charge of this project is not a mold prevention consultant; *none of the services performed in connection with the geotechnical engineer's study were designed or conducted for the purpose of mold prevention. Proper implementation of the recommendations conveyed in this report will not of itself be sufficient to prevent mold from growing in or on the structure involved.*

RELY ON YOUR GEOTECHNICAL ENGINEER FOR ADDITIONAL ASSISTANCE

Membership in ASFE exposes geotechnical engineers to a wide array of risk management techniques that can be of genuine benefit for everyone involved with a construction project. Confer with CGC, a member of ASFE, for more information.

Modified and reprinted with permission from:

ASFE/The Best People on Earth
881 Colesville Road, Suite G 106
Silver Spring, MD 20910

APPENDIX D

RECOMMENDED COMPACTED FILL SPECIFICATIONS

APPENDIX D

CGC, INC.

RECOMMENDED COMPACTED FILL SPECIFICATIONS

General Fill Materials

Proposed fill shall contain no vegetation, roots, topsoil, peat, ash, wood or any other non-soil material which by decomposition might cause settlement. Also, fill shall never be placed while frozen or on frozen surfaces. Rock, stone or broken concrete greater than 6 in. in the largest dimension shall not be placed within 10 ft of the building area. Fill used greater than 10 ft beyond the building limits shall not contain rock, boulders or concrete pieces greater than a 2 sq ft area and shall not be placed within the final 2 ft of finish subgrade or in designated utility construction areas. Fill containing rock, boulders or concrete pieces should include sufficient finer material to fill voids among the larger fragments.

Special Fill Materials

In certain cases, special fill materials may be required for specific purposes, such as stabilizing subgrades, backfilling undercut excavations or filling behind retaining walls. For reference, WisDOT gradation specifications for various types of granular fill are attached in Table 1.

Placement Method

The approved fill shall be placed, spread and leveled in layers generally not exceeding 10 in. in thickness before compaction. The fill shall be placed at moisture content capable of achieving the desired compaction level. For clay soils or granular soils containing an appreciable amount of cohesive fines, moisture conditioning will likely be required.

It is the Contractor's responsibility to provide all necessary compaction equipment and other grading equipment that may be required to attain the specified compaction. Hand-guided vibratory or tamping compactors will be required whenever fill is placed adjacent to walls, footings, columns or in confined areas.

Compaction Specifications

Maximum dry density and optimum moisture content of the fill soil shall be determined in accordance with modified Proctor methods (ASTM D1557). The recommended field compaction as a percentage of the maximum dry density is shown in Table 2. Note that these compaction guidelines would generally not apply to coarse gravel/stone fill. Instead, a method specification would apply (e.g., compact in thin lifts with a vibratory compactor until no further consolidation is evident).

Testing Procedures

Representative samples of proposed fill shall be submitted to CGC, Inc. for optimum moisture-maximum density determination (ASTM D1557) prior to the start of fill placement. The sample size should be approximately 50 lb.

CGC, Inc. shall be retained to perform field density tests to determine the level of compaction being achieved in the fill. The tests shall generally be conducted on each lift at the beginning of fill placement and at a frequency mutually agreed upon by the project team for the remainder of the project.

Table 1
Gradation of Special Fill Materials

Material	WisDOT Section 311	WisDOT Section 312	WisDOT Section 305			WisDOT Section 209		WisDOT Section 210
	Breaker Run	Select Crushed Material	3-in. Dense Graded Base	1 1/4-in. Dense Graded Base	3/4-in. Dense Graded Base	Grade 1 Granular Backfill	Grade 2 Granular Backfill	Structure Backfill
Sieve Size	Percent Passing by Weight							
6 in.	100							
5 in.		90-100						
3 in.			90-100					100
1 1/2 in.		20-50	60-85					
1 1/4 in.				95-100				
1 in.					100			
3/4 in.			40-65	70-93	95-100			
3/8 in.				42-80	50-90			
No. 4			15-40	25-63	35-70	100 (2)	100 (2)	25-100
No. 10		0-10	10-30	16-48	15-55	75 (2)		
No. 40			5-20	8-28	10-35	15 (2)	30 (2)	
No. 200			2-12	2-12	5-15	8 (2)	15 (2)	15 (2)

Notes:

1. Reference: Wisconsin Department of Transportation *Standard Specifications for Highway and Structure Construction*.
2. Percentage applies to the material passing the No. 4 sieve, not the entire sample.
3. Per WisDOT specifications, both breaker run and select crushed material can include concrete that is 'substantially free of steel, building materials and other deleterious material'.

Table 2
Compaction Guidelines

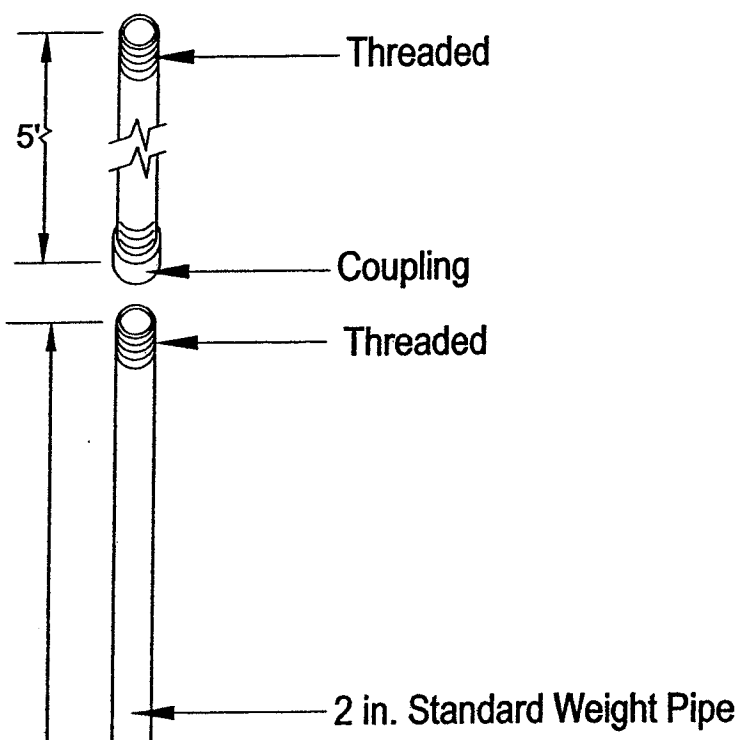
Area	Percent Compaction (1)	
	Clay/Silt	Sand/Gravel
<u>Within 10 ft of building lines</u>		
Footing bearing soils	93 - 95	95
Under floors, steps and walks		
- Lightly loaded floor slab	90	90
- Heavily loaded floor slab and thicker fill zones	92	95
<u>Beyond 10 ft of building lines</u>		
Under walks and pavements		
- Less than 3 ft below subgrade	92	95
- Greater than 3 ft below subgrade	90	90
Landscaping	85	90

Notes:


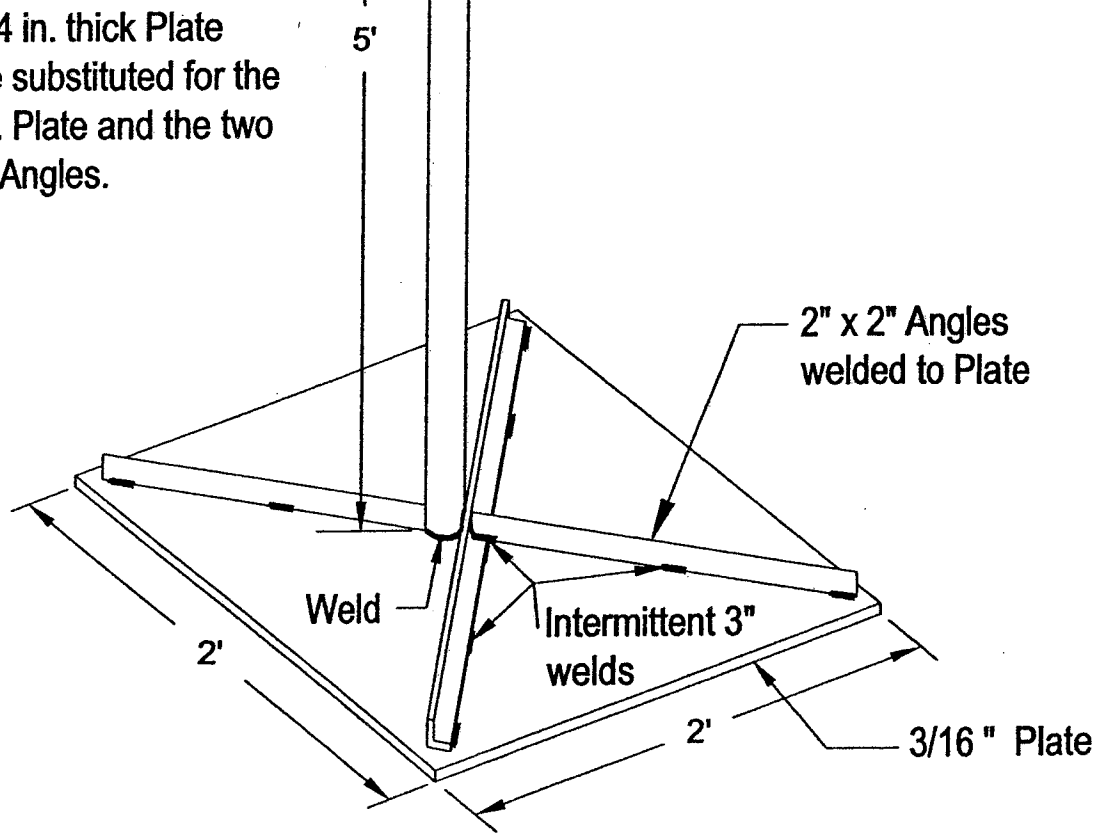
1. Based on Modified Proctor Dry Density (ASTM D 1557)

APPENDIX E

SETTLEMENT PLATFORM



One 3/4 in. thick Plate may be substituted for the 3/16 in. Plate and the two 2" x 2" Angles.



Typical Detail
Settlement Platform

Settlement Platform Instructions

Settlement platforms will be placed as close to the bottom of the fill as is practical. The surface upon which the settlement platform should rest must be cleaned off to a flat compacted surface. The settlement platform should then be placed in this surface and backfill should be placed over the top of the settlement platform to a depth of at least two feet.

Initial elevations should be taken on the top of the first section of the pipe riser. These should be referenced to the elevation at the platform so that all future additional lengths of riser pipe can be referenced to the elevation of the platform.

The settlement platform locations should be guarded with tall stakes driven into the fill marked with red flags. No equipment should be permitted to operate closer than three feet from the riser pipes. As each layer of fill is being added to the area, fill should be carefully placed around the riser pipe to an elevation slightly above the surrounding area. The vibrating compactor then should be moved to within a foot or so of the riser pipe with care being taken so as to avoid disturbance of the riser pipe. If necessary, hand compacting equipment should be used to avoid damage to the riser pipe.

When settlement platform readings are taken, the elevation of nearby fill should also be taken.

The elevation at the settlement platform and the nearby fill should be observed at least once each week, and during the period that fill is being placed in the vicinity of the platform, these elevations should be obtained daily. All elevation data should be plotted according to time, with one graph prepared per settlement platform. The plotting should contain the time scale along the abscissa and the vertical scale should be height of fill shown going upward from the middle of the paper, and the settlement of the settlement platforms should be plotted downward from the middle of the paper. The time scale should include both the actual calendar date and also the number of days since the platform was installed.

The benchmark to be used in reading the various settlement platforms should be well away from the proposed excavation or filling areas.

If damage occurs to any settlement platform riser pipe, it is suggested that the pipe be repaired as quickly as possible and the readings continued. The adjustment of these readings can be made, considering that settlement rate during the period of damage was uniform.

APPENDIX F

**WISCONSIN DEPARTMENT OF SAFETY & PROFESSIONAL SERVICES
SOIL EVALUATION FORMS (4 BORINGS)**

SOIL EVALUATION - STORM

in accordance with Comm 82.365 & 85, Wis. Adm. Code

Attach complete site plan on paper not less than 8 1/2 x 11 inches in size. Plan must include, but not limited to: vertical and horizontal reference point (BM), direction and percent slope, scale or dimensions, north arrow, and BM referenced to nearest road.

Please print all information.

Personal information you provide may be used for secondary purposes (Privacy Law, s.15.04 (1) (m)).

County	Dane
Parcel I.D.	Unknown
Review by	Date

Property Owner				Property Location			
City of Madison, Management Section				Govt. Lot	1/4	NE 1/4	S T N R E
Property Owner's Mailing Address				Lot #	Block #	Subd. Name or CSM#	
210 Martin Luther King Jr. Blvd, Room 115							
City	State	Zip Code	Phone Number	<input checked="" type="checkbox"/> City	<input type="checkbox"/> Village	<input type="checkbox"/> Town	Nearest Road
Madison	WI	53703			Madison		Manor Drive

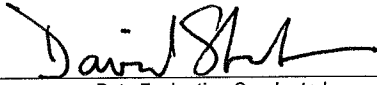
Drainage area _____ <input type="checkbox"/> sq. ft. <input type="checkbox"/> acres	Hydraulic Application Test Method
Optional:	
Test Site Suitable for (check all that apply)	<input checked="" type="checkbox"/> Morphological Evaluation
<input type="checkbox"/> Irrigation <input type="checkbox"/> Bioretention trench <input type="checkbox"/> Trench(es)	<input type="checkbox"/> Double-Ring Infiltrometer
<input type="checkbox"/> Rain Garden <input type="checkbox"/> Grassed Swale <input type="checkbox"/> Reuse	<input type="checkbox"/> Other (Specify) _____
<input type="checkbox"/> Infiltration trench <input type="checkbox"/> SDS (>15' wide) <input type="checkbox"/> Other _____	

A-5 Obs. # Boring Pit Ground Surface Elev. 864 ft Depth to limiting factor 42 in.

Horizon	Depth in.	Dominant Color Munsell	Redox Description Qu. Sz. Cont. Color	Texture	Structure Gr. Sz. Sh.	Consistence	Boundary	% Rock Frag.	Hydraulic App. Rate Inches/Hr
1	0 - 3	10 YR 2/2	None	Fill-SiL	Variable	Variable	gs	<5	0.13
2	3 - 42	10 YR 5/4	None	Fill-SL	Variable	Variable	as	10 - 15	0.5
3	42 - 72	10 YR 6/2	C2D 10YR6/8	SiCL	1msbk	mvfr	gs	<5	0.04
4	72 - 102	10 YR 3/2	None	SCL/SiCL	1msbk	mvfr	gs	<5	0.04
5	102 - 114	10 YR 6/2	C2D 10YR6/6	SiL	0m	mvfr	gs	<5	0.13
6	114 - 120	10 YR 5/6	None	SL	1msbk	mvfr		10 - 15	0.5
Groundwater was encountered in the boring at 72 in. below existing site grades during drilling.									

A-6 Obs. # Boring Pit Ground Surface Elev. 862.5 ft Depth to limiting factor 30 in.

Horizon	Depth in.	Dominant Color Munsell	Redox Description Qu. Sz. Cont. Color	Texture	Structure Gr. Sz. Sh.	Consistence	Boundary	% Rock Frag.	Hydraulic App. Rate Inches/Hr
1	0 - 7.5	10 YR 2/2	None	Fill-SiL	Variable	Variable	gs	<5	0.13
2	7.5 - 30	10 YR 5/4	None	Fill-SL	Variable	Variable	as	10 - 15	0.5
3	30 - 96	10 YR 6/2	C2D 10YR6/8	SiCL	1msbk	mvfr	gs	<5	0.04
4	96 - 120	10 YR 6/2	C2D 10YR6/6	SiL	0m	mvfr		<5	0.13
Groundwater was encountered in the boring at 108 in. below existing site grades during drilling.									

CST/PSS Name (Please Print)	Signature	CST/PSS Number
DAVID A STAAB		1042602
Address	Date Evaluation Conducted	Telephone Number
3911 MINERAL POINT ROAD, MADISON, WI 53705	8/21/2013	608/279-4530
SBD-10793 (R.1/05)		

SECTION E: BIDDERS ACKNOWLEDGEMENT

**HIGHLAND MANOR STORM SHELTER (SITE GRADING COMPONENT)
CONTRACT NO. 7319**

Bidder must state a Unit Price and Total Bid for each item. The Total Bid for each item must be the product of quantity, by Unit Price. The Grand Total must be the sum of the Total Bids for the various items. In case of multiplication errors or addition errors, the Grand Total with corrected multiplication and/or addition shall determine the Grand Total bid for each contract. The Unit Price and Total Bid must be entered numerically in the spaces provided. All words and numbers shall be written in ink.

1. The undersigned having familiarized himself/herself with the Contract documents, including Advertisement for Bids, Instructions to Bidders, Form of Proposal, City of Madison Standard Specifications for Public Works Construction - 2014 Edition thereto, Form of Agreement, Form of Bond, and Addenda issued and attached to the plans and specifications on file in the office of the City Engineer, hereby proposes to provide and furnish all the labor, materials, tools, and expendable equipment necessary to perform and complete in a workmanlike manner the specified construction on this project for the City of Madison; all in accordance with the plans and specifications as prepared by the City Engineer, including Addenda to the Contract Nos. _____ through _____ issued thereto, at the prices for said work as contained in this proposal. (Electronic bids submittals shall acknowledge addendum under Section E and shall not acknowledge here)
2. If awarded the Contract, we will initiate action within seven (7) days after notification or in accordance with the date specified in the contract to begin work and will proceed with diligence to bring the project to full completion within the number of work days allowed in the Contract or by the calendar date stated in the Contract.
3. The undersigned Bidder or Contractor certifies that he/she is not a party to any contract, combination in form of trust or otherwise, or conspiracy in restraint of trade or commerce or any other violation of the anti-trust laws of the State of Wisconsin or of the United States, with respect to this bid or contract or otherwise.
4. I hereby certify that I have met the Bid Bond Requirements as specified in Section 102.5. *(IF BID BOND IS USED, IT SHALL BE SUBMITTED ON THE FORMS PROVIDED BY THE CITY. FAILURE TO DO SO MAY RESULT IN REJECTION OF THE BID).*
5. I hereby certify that all statements herein are made on behalf of _____ (name of corporation, partnership, or person submitting bid) a corporation organized and existing under the laws of the State of _____ a partnership consisting of _____; an individual trading as _____; of the City of _____ State of _____; that I have examined and carefully prepared this Proposal, from the plans and specifications and have checked the same in detail before submitting this Proposal; that I have fully authority to make such statements and submit this Proposal in (its, their) behalf; and that the said statements are true and correct.

SIGNATURE

TITLE, IF ANY

Sworn and subscribed to before me this _____ day of _____, 20_____.

(Notary Public or other officer authorized to administer oaths)
My Commission Expires _____

Bidders shall not add any conditions or qualifying statements to this Proposal.

SECTION F: DISCLOSURE OF OWNERSHIP & BEST VALUE CONTRACTING
HIGHLAND MANOR STORM SHELTER (SITE GRADING COMPONENT)
CONTRACT NO. 7319

State of Wisconsin
 Department of Workforce Development
 Equal Rights Division
 Labor Standards Bureau

Disclosure of Ownership

<p>Notice required under Section 15.04(1)(m), Wisconsin Statutes. The statutory authority for the use of this form is prescribed in Sections 66.0903(12)(d) and 103.49(7)(d), Wisconsin Statutes. The use of this form is mandatory. The penalty for failing to complete this form is prescribed in Section 103.005(12), Wisconsin Statutes. Personal information you provide may be used for secondary purposes.</p>			
<p>(1) On the date a contractor submits a bid to or completes negotiations with a state agency or local governmental unit, on a project subject to Section 66.0903 or 103.49, Wisconsin Statutes, the contractor shall disclose to such state agency or local governmental unit the name of any "other construction business", which the contractor, or a shareholder, officer or partner of the contractor, owns or has owned within the preceding three (3) years.</p> <p>(2) The term "other construction business" means any business engaged in the erection, construction, remodeling, repairing, demolition, altering or painting and decorating of buildings, structures or facilities. It also means any business engaged in supplying mineral aggregate, or hauling excavated material or spoil as provided by Sections 66.0903(3), 103.49(2) and 103.50(2), Wisconsin Statutes.</p> <p>(3) This form must ONLY be filed, with the state agency or local governmental unit that will be awarding the contract, if both (A) and (B) are met.</p> <p>(A) The contractor, or a shareholder, officer or partner of the contractor: (1) Owns at least a 25% interest in the "other construction business", indicated below, on the date the contractor submits a bid or completes negotiations. (2) Or has owned at least a 25% interest in the "other construction business" at any time within the preceding three (3) years.</p> <p>(B) The Wisconsin Department of Workforce Development (DWD) has determined that the "other construction business" has failed to pay the prevailing wage rate or time and one-half the required hourly basic rate of pay, for hours worked in excess of the prevailing hours of labor, to any employee at any time within the preceding three (3) years.</p>			
Other Construction Business			
Not Applicable <input type="checkbox"/>			
Name of Business			
Street Address or P O Box	City	State	Zip Code
Name of Business			
Street Address or P O Box	City	State	Zip Code
Name of Business			
Street Address or P O Box	City	State	Zip Code
I hereby state under penalty of perjury that the information, contained in this document, is true and accurate according to my knowledge and belief.			
Print the Name of Authorized Officer			
Signature of Authorized Officer		Date Signed	
Name of Corporation, Partnership or Sole Proprietorship			
Street Address or P O Box	City	State	Zip Code

If you have any questions call (608) 266-0028

ERD-7777-E (R. 09/2003)

**HIGHLAND MANOR STORM SHELTER (SITE GRADING COMPONENT)
CONTRACT NO. 7319**

Best Value Contracting

1. The Contractor shall indicate the non-apprenticeable trades used on this contract.

2. Madison General Ordinance (M.G.O.), 33.07(7), does provide for some exemptions from the active apprentice requirement. Apprenticeable trades are those trades considered apprenticeable by the State of Wisconsin. Please check applicable box if you are seeking an exemption.

- Contractor has a total skilled workforce of four or less individuals in all apprenticeable trades combined.
- No available trade training program; The Contractor has been rejected by the only available trade training program, or there is no trade training program within 90 miles.
- Contractor is not using an apprentice due to having a journey worker on layoff status, provided the journey worker was employed by the contractor in the past six months.
- First-time Contractor on City of Madison Public Works contract requests a onetime exemption but intends to comply on all future contracts and is taking steps typical of a "good faith" effort.
- Contractor has been in business less than one year.
- Contractor doesn't have enough journeyman trade workers to qualify for a trade training program in that respective trade

3. The Contractor shall indicate on the following section which apprenticeable trades are to be used on this contract. Compliance with active apprenticeship, to the extent required by M.G.O. 33.07(7), shall be satisfied by documentation from an applicable trade training body; an apprenticeship contract with the Wisconsin Department of Workforce Development or a similar agency in another state; or the U.S Department of Labor. This documentation is required prior to the Contractor beginning work on the project site.

- The Contractor has reviewed the list and shall not use any apprenticeable trades on this project.

LIST APPRENTICABLE TRADES (check all that apply to your work to be performed on this contract)

- BRICKLAYER
- CARPENTER
- CEMENT MASON / CONCRETE FINISHER
- CEMENT MASON (HEAVY HIGHWAY)
- CONSTRUCTION CRAFT LABORER
- DATA COMMUNICATION INSTALLER
- ELECTRICIAN
- ENVIRONMENTAL SYSTEMS TECHNICIAN / HVAC SERVICE TECH/HVAC INSTALL / SERVICE
- GLAZIER
- HEAVY EQUIPMENT OPERATOR / OPERATING ENGINEER
- INSULATION WORKER (HEAT & FROST)
- IRON WORKER
- IRON WORKER (ASSEMBLER, METAL BLDGS)
- PAINTER & DECORATOR
- PLASTERER
- PLUMBER
- RESIDENTIAL ELECTRICIAN
- ROOFER & WATER PROOFER
- SHEET METAL WORKER
- SPRINKLER FITTER
- STEAMFITTER
- STEAMFITTER (REFRIGERATION)
- STEAMFITTER (SERVICE)
- TAPER & FINISHER
- TELECOMMUNICATIONS (VOICE, DATA & VIDEO) INSTALLER-TECHNICIAN
- TILE SETTER

SECTION G: BID BOND

KNOW ALL MEN BY THESE PRESENT, THAT _____ (a corporation of the State of _____) (individual), (partnership), hereinafter referred to as the "Principal") and _____, a corporation of the State of _____ (hereinafter referred to as the "Surety") and licensed to do business in the State of Wisconsin, are held and firmly bound unto the City of Madison, (hereinafter referred to as the "Obligee"), in the sum of five per cent (5%) of the amount of the total bid or bids of the Principal herein accepted by the Obligee, for the payment of which the Principal and the Surety bind themselves, their heirs, executors, administrators, successors and assigns, jointly and severally, firmly by these presents.

The conditions of this obligation are such that, whereas the Principal has submitted, to the City of Madison a certain bid, including the related alternate, and substitute bids attached hereto and hereby made a part hereof, to enter into a contract in writing for the construction of:

HIGHLAND MANOR STORM SHELTER (SITE GRADING COMPONENT) CONTRACT NO. 7319

1. If said bid is rejected by the Obligee, then this obligation shall be void.
2. If said bid is accepted by the Obligee and the Principal shall execute and deliver a contract in the form specified by the Obligee (properly completed in accordance with said bid) and shall furnish a bond for his/her faithful performance of said contract, and for the payment of all persons performing labor or furnishing materials in connection therewith, and shall in all other respects perform the agreement created by the acceptance of said bid, then this obligation shall be void.

If said bid is accepted by the Obligee and the Principal shall fail to execute and deliver the contract and the performance and payment bond noted in 2. above executed by this Surety, or other Surety approved by the City of Madison, all within the time specified or any extension thereof, the Principal and Surety agree jointly and severally to forfeit to the Obligee as liquidated damages the sum mentioned above, it being understood that the liability of the Surety for any and all claims hereunder shall in no event exceed the sum of this obligation as stated, and it is further understood that the Principal and Surety reserve the right to recover from the Obligee that portion of the forfeited sum which exceed the actual liquidated damages incurred by the Obligee.

The Surety, for value received, hereby stipulates and agrees that the obligations of said Surety and its bond shall be in no way impaired or affected by an extension of the time within which the Obligee may accept such bid, and said Surety does hereby waive notice of any such extension.

IN WITNESS WHEREOF, the Principal and the Surety have hereunto set their hands and seals, and such of them as are corporations have caused their corporate seals to be hereto affixed and these presents to be signed by their proper officers, on the day and year set forth below.

Seal

Principal

Date

By:

Name of Surety

By:

Date

This certifies that I have been duly licensed as an agent for the above company in Wisconsin under License No. _____ for the year _____, and appointed as attorney in fact with authority to execute this bid bond and the payment and performance bond referred to above, which power of attorney has not been revoked.

Date

Agent

Address

City, State and Zip Code

Telephone Number

NOTE TO SURETY & PRINCIPAL

The bid submitted which this bond guarantees shall be rejected if the following instrument is not attached to this bond:

Power of Attorney showing that the agent of Surety is currently authorized to execute bonds on behalf of the Surety, and in the amounts referenced above.

Certificate of Biennial Bid Bond

TIME PERIOD - VALID (FROM/TO)
NAME OF SURETY
NAME OF CONTRACTOR
CERTIFICATE HOLDER <p style="text-align: center;">City of Madison, Wisconsin</p>

This is to certify that a biennial bid bond issued by the above-named Surety is currently on file with the City of Madison.

This certificate is issued as a matter of information and conveys no rights upon the certificate holder and does not amend, extend or alter the coverage of the biennial bid bond.

Cancellation: Should the above policy be cancelled before the expiration date, the issuing Surety will give thirty (30) days written notice to the certificate holder indicated above.

Signature of Authorized Contractor Representative

Date

SECTION H: AGREEMENT

THIS AGREEMENT made this _____ day of _____ in the year Two Thousand and Fourteen between _____ hereinafter called the Contractor, and the City of Madison, Wisconsin, hereinafter called the City.

WHEREAS, the Common Council of the said City of Madison under the provisions of a resolution adopted _____, and by virtue of authority vested in the said Council, has awarded to the Contractor the work of performing certain construction.

NOW, THEREFORE, the Contractor and the City, for the consideration hereinafter named, agree as follows:

1. **Scope of Work.** The Contractor shall, perform the construction, execution and completion of the following listed complete work or improvement in full compliance with the Plans, Specifications, Standard Specifications, Supplemental Specifications, Special Provisions and contract; perform all items of work covered or stipulated in the proposal; perform all altered or extra work; and shall furnish, unless otherwise provided in the contract, all materials, implements, machinery, equipment, tools, supplies, transportation, and labor necessary to the prosecution and completion of the work or improvements:

HIGHLAND MANOR STORM SHELTER (SITE GRADING COMPONENT) CONTRACT NO. 7319

2. **Completion Date/Contract Time.** Construction work must begin within seven (7) calendar days after the date appearing on mailed written notice to do so shall have been sent to the Contractor and shall be carried on at a rate so as to secure full completion SEE SPECIAL PROVISIONS, the rate of progress and the time of completion being essential conditions of this Agreement.
3. **Contract Price.** The City shall pay to the Contractor at the times, in the manner and on the conditions set forth in said specifications, the sum of _____ (\$_____) Dollars being the amount bid by such Contractor and which was awarded to him/her as provided by law.
4. **Wage Rates for Employees of Public Works Contractors**

General and Authorization. The Contractor shall compensate its employees at the prevailing wage rate in accordance with section 66.0903, Wis. Stats., DWD 290 of the Wisconsin Administrative Code and Davis Bacon Act. In the event the State and Federal Rates are not identical, the higher of the two rates shall govern.

"Public Works" shall include building or work involving the erection, construction, remodeling, repairing or demolition of buildings, parking lots, highways, streets, bridges, sidewalks, street lighting, traffic signals, sanitary sewers, water mains and appurtenances, storm sewers, and the grading and landscaping of public lands.

"Building or work" includes construction activity as distinguished from manufacturing, furnishing of materials, or servicing and maintenance work, except for the delivery of mineral aggregate such as sand, gravel, bituminous asphaltic concrete or stone which is incorporated into the work under contract with the City by depositing the material directly in final place from transporting vehicle.

"Erection, construction, remodeling, repairing" means all types of work done on a particular building or work at the site thereof in the construction or development of the project, including without limitation, erecting, construction, remodeling, repairing, altering, painting, and decorating, the transporting of materials and supplies to or from the building or work done by the employees of the Contractor, Subcontractor, or Agent thereof, and the manufacturing or furnishing of

materials, articles, supplies or equipment on the site of the building or work, by persons employed by the Contractor, Subcontractor, or Agent thereof.

"Employees working on the project" means laborers, workers, and mechanics employed directly upon the site of work.

"Laborers, Workers, and Mechanics" include pre-apprentices, helpers, trainees, learners and properly registered and indentured apprentices but exclude clerical, supervisory, and other personnel not performing manual labor.

Establishment of Wage Rates. The Department of Public Works shall periodically obtain a current schedule of prevailing wage rates from DWD. The schedule shall be used to establish the City of Madison Prevailing Wage Rate Schedule for Public Works Construction (prevailing wage rate). The Department of Public Works may include known increases to the prevailing wage rate which can be documented and are to occur on a future specific date. The prevailing wage rate shall be included in public works contracts subsequently negotiated or solicited by the City. Except for known increases contained within the schedule, the prevailing wage rate shall not change during the contract. The approved wage rate is attached hereto.

Workforce Profile. The Contractor shall, at the time of signature of the contract, notify the City Engineer in writing of the names and classifications of all the employees of the Contractor, Subcontractors, and Agents proposed for the work. In the alternative, the Contractor shall submit in writing the classifications of all the employees of the Contractor, Subcontractors and Agents and the total number of hours estimated in each classification for the work. This workforce profile(s) shall be reviewed by the City Engineer who may, within ten (10) days, object to the workforce profile(s) as not being reflective of that which would be required for the work. The Contractor may request that the workforce profile, or a portion of the workforce profile, be submitted after the signature of the contract but at least ten (10) days prior to the work commencing. Any costs or time loss resulting from modifications to the workforce profile as a result of the City Engineer's objections shall be the responsibility of the Contractor.

Payrolls and Records. The Contractor shall keep weekly payroll records setting forth the name, address, telephone number, classification, wage rate and fringe benefit package of all the employees who work on the contract, including the employees of the Contractor's subcontractors and agents. Such weekly payroll records must include the required information for all City contracts and all other contracts on which the employee worked during the week in which the employee worked on the contract. The Contractor shall also keep records of the individual time each employee worked on the project and for each day of the project. Such records shall also set forth the total number of hours of overtime credited to each such employee for each day and week and the amount of overtime pay received in that week. The records shall set forth the full weekly wages earned by each employee and the actual hourly wage paid to the employee.

The Contractor shall submit the weekly payroll records, including the records of the Contractor's subcontractors and agents, to the City Engineer for every week that work is being done on the contract. The submittal shall be within twenty-one (21) calendar days of the end of the Contractor's weekly pay period.

Employees shall receive the full amounts accrued at the time of the payment, computed at rates not less than those stated in the prevailing wage rate and each employee's rate shall be determined by the work that is done within the trade or occupation classification which should be properly assigned to the employee.

An employee's classification shall not be changed to a classification of a lesser rate during the contract. If, during the term of the contract, an employee works in a higher pay classification than the one which was previously properly assigned to the employee, then that employee shall be considered to be in the higher pay classification for the balance of the contract, receive the appropriate higher rate of pay, and she/he shall not receive a lesser rate during the balance of the

contract. For purposes of clarification, it is noted that there is a distinct difference between working in a different classification with higher pay and doing work within a classification that has varying rates of pay which are determined by the type of work that is done within the classification. For example, the classification "Operating Engineer" provides for different rates of pay for various classes of work and the Employer shall compensate an employee classified as an "Operating Engineer" based on the highest class of work that is done in one day. Therefore, an "Operating Engineer's" rate may vary on a day to day basis depending on the type of work that is done, but it will never be less than the base rate of an "Operating Engineer". Also, as a matter of clarification, it is recognized that an employee may work in a higher paying classification merely by chance and without prior intention, calculation or design. If such is the case and the performance of the work is truly incidental and the occurrence is infrequent, inconsequential and does not serve to undermine the single classification principle herein, then it may not be required that the employee be considered to be in the higher pay classification and receive the higher rate of pay for the duration of the contract. However, the Contractor is not precluded or prevented from paying the higher rate for the limited time that an employee performs work that is outside of the employee's proper classification.

Questions regarding an employee's classification, rate of pay or rate of pay within a classification, shall be resolved by reference to the established practice that predominates in the industry and on which the trade or occupation rate/classification is based. Rate of pay and classification disputes shall be resolved by relying upon practices established by collective bargaining agreements and guidelines used in such determination by appropriate recognized trade unions operating within the City of Madison.

The Contractor, its Subcontractors and Agents shall submit to interrogation regarding compliance with the provisions of this ordinance.

Mulcting of the employees by the Contractor, Subcontractor, and Agents on Public Works contracts, such as by kickbacks or other devices, is prohibited. The normal rate of wage of the employees of the Contractor, Subcontractor, and Agents shall not be reduced or otherwise diminished as a result of payment of the prevailing wage rate on a public works contract.

Hourly contributions. Hourly contributions shall be determined in accordance with the prevailing wage rate and with DWD. 290.01(10), Wis. Admin. Code.

Apprentices and Subjourney persons. Apprentices and sub journeypersons performing work on the project shall be compensated in accordance with the prevailing wage rate and with DWD 290.02, and 290.025, respectively, Wis. Admin. Code.

Straight Time Wages. The Contractor may pay straight time wages as determined by the prevailing wage rate and DWD 290.04, Wis. Admin. Code.

Overtime Wages. The Contractor shall pay overtime wages as required by the prevailing wage rate and DWD 290.05, Wis. Admin. Code.

Posting of Wage Rates and Hours. A clearly legible copy of the prevailing wage rate, together with the provisions of Sec. 66.0903(10)(a) and (11)(a), Wis. Stats., shall be kept posted in at least one conspicuous and easily accessible place at the project site by the Contractor and such notice shall remain posted during the full time any laborers, workers or mechanics are employed on the contract.

Evidence of Compliance by Contractor. Upon completion of the contract, the Contractor shall file with the Department of Public Works an affidavit stating:

- a. That the Contractor has complied fully with the provisions and requirements of Sec. 66.0903(3), Wis. Stats., and Chapter DWD 290, Wis. Admin. Code; the Contractor has received evidence of compliance from each of the agents and subcontractors; and the

names and addresses of all of the subcontractors and agents who worked on the contract.

- b. That full and accurate records have been kept, which clearly indicate the name and trade or occupation of every laborer, worker or mechanic employed by the Contractor in connection with work on the project. The records shall show the number of hours worked by each employee and the actual wages paid therefore; where these records will be kept and the name, address and telephone number of the person who will be responsible for keeping them. The records shall be retained and made available for a period of at least three (3) years following the completion of the project of public works and shall not be removed without prior notification to the municipality.

Evidence of Compliance by Agent and Subcontractor. Each agent and subcontractor shall file with the Contractor, upon completion of their portion of the work on the contract an affidavit stating that all the provisions of Sec. 66.0903(3), Wis. Stats., have been fully complied with and that full and accurate records have been kept, which clearly indicate the name and trade or occupation of every laborer, worker or mechanic employed by the Contractor in connection with work on the project. The records shall show the number of hours worked by each employee and the actual wages paid therefore; where these records shall be kept and the name, address and telephone number of the person who shall be responsible for keeping them. The records shall be retained and made available for a period of at least three (3) years following the completion of the project of public works and shall not be removed without prior notification to the municipality.

Failure to Comply with the Prevailing Wage Rate. If the Contractor fails to comply with the prevailing wage rate, she/he shall be in default on the contract.

5. **Affirmative Action.** In the performance of the services under this Agreement the Contractor agrees not to discriminate against any employee or applicant because of race, religion, marital status, age, color, sex, disability, national origin or ancestry, income level or source of income, arrest record or conviction record, less than honorable discharge, physical appearance, sexual orientation, gender identity, political beliefs, or student status. The Contractor further agrees not to discriminate against any subcontractor or person who offers to subcontract on this contract because of race, religion, color, age, disability, sex, sexual orientation, gender identity or national origin.

The Contractor agrees that within thirty (30) days after the effective date of this agreement, the Contractor will provide to the City Affirmative Action Division certain workforce utilization statistics, using a form to be furnished by the City.

If the contract is still in effect, or if the City enters into a new agreement with the Contractor, within one year after the date on which the form was required to be provided, the Contractor will provide updated workforce information using a second form, also to be furnished by the City. The second form will be submitted to the City Affirmative Action Division no later than one year after the date on which the first form was required to be provided.

The Contractor further agrees that, for at least twelve (12) months after the effective date of this contract, it will notify the City Affirmative Action Division of each of its job openings at facilities in Dane County for which applicants not already employees of the Contractor are to be considered. The notice will include a job description, classification, qualifications and application procedures and deadlines. The Contractor agrees to interview and consider candidates referred by the Affirmative Action Division if the candidate meets the minimum qualification standards established by the Contractor, and if the referral is timely. A referral is timely if it is received by the Contractor on or before the date started in the notice.

Articles of Agreement
Article I

The Contractor shall take affirmative action in accordance with the provisions of this contract to insure that applicants are employed, and that employees are treated during employment without regard to race, religion, color, age, marital status, disability, sex, sexual orientation, gender identity or national origin and that the employer shall provide harassment free work environment for the realization of the potential of each employee. Such action shall include, but not be limited to, the following: employment, upgrading, demotion or transfer, recruitment or recruitment advertising, layoff or termination, rates of pay or other forms of compensation and selection for training including apprenticeship insofar as it is within the control of the Contractor. The Contractor agrees to post in conspicuous places available to employees and applicants notices to be provided by the City setting out the provisions of the nondiscrimination clauses in this contract.

Article II

The Contractor shall in all solicitations or advertisements for employees placed by or on behalf of the Contractor state that all qualified or qualifiable applicants will be employed without regard to race, religion, color, age, marital status, disability, sex, sexual orientation, gender identity or national origin.

Article III

The Contractor shall send to each labor union or representative of workers with which it has a collective bargaining agreement or other contract or understanding a notice to be provided by the City advising the labor union or worker's representative of the Contractor's equal employment opportunity and affirmative action commitments. Such notices shall be posted in conspicuous places available to employees and applicants for employment.

Article V

The Contractor agrees that it will comply with all provisions of the Affirmative Action Ordinance of the City of Madison, including the contract compliance requirements. The Contractor agrees to submit the model affirmative action plan for public works contractors in a form approved by the Affirmative Action Division Manager.

Article VI

The Contractor will maintain records as required by Section 39.02(9)(f) of the Madison General Ordinances and will provide the City Affirmative Action Division with access to such records and to persons who have relevant and necessary information, as provided in Section 39.02(9)(f). The City agrees to keep all such records confidential, except to the extent that public inspection is required by law.

Article VII

In the event of the Contractor's or subcontractor's failure to comply with the Equal Employment Opportunity and Affirmative Action Provisions of this contract or Section 39.03 and 39.02 of the Madison General Ordinances, it is agreed that the City at its option may do any or all of the following:

1. Cancel, terminate or suspend this Contract in whole or in part.
2. Declare the Contractor ineligible for further City contracts until the Affirmative Action requirements are met.

3. Recover on behalf of the City from the prime Contractor 0.5 percent of the contract award price for each week that such party fails or refuses to comply, in the nature of liquidated damages, but not to exceed a total of five percent (5%) of the contract price, or five thousand dollars (\$5,000), whichever is less. Under public works contracts, if a subcontractor is in noncompliance, the City may recover liquidated damages from the prime Contractor in the manner described above. The preceding sentence shall not be construed to prohibit a prime Contractor from recovering the amount of such damage from the non-complying subcontractor.

Article VIII

The Contractor shall include the above provisions of this contract in every subcontract so that such provisions will be binding upon each subcontractor. The Contractor shall take such action with respect to any subcontractor as necessary to enforce such provisions, including sanctions provided for noncompliance.

Article IX

The Contractor shall allow the maximum feasible opportunity to small business enterprises to compete for any subcontracts entered into pursuant to this contract. (In federally funded contracts the terms "DBE, MBE and WBE" shall be substituted for the term "small business" in this Article.)

**HIGHLAND MANOR STORM SHELTER (SITE GRADING COMPONENT)
CONTRACT NO. 7319**

IN WITNESS WHEREOF, the Contractor has hereunto set his/her hand and seal and the City has caused these presents to be sealed with its corporate seal and to be subscribed by its Mayor and City Clerk the day and year first above written.

Countersigned:

	Company Name
Witness	Date
Witness	Date

	President
Witness	Date
Witness	Date

	Secretary

CITY OF MADISON, WISCONSIN

Provisions have been made to pay the liability that will accrue under this contract.

Approved as to form:

Finance Director	City Attorney
Signed this _____ day of _____, 20_____	
Witness	Date
Witness	Date

	Mayor
Witness	Date
Witness	Date

	City Clerk

SECTION I: PAYMENT AND PERFORMANCE BOND

KNOW ALL MEN BY THESE PRESENTS, that we _____
as _____ principal, _____ and

Company of _____ as surety, are held and firmly bound unto the City of Madison, Wisconsin, in the sum of _____ (\$_____) Dollars, lawful money of the United States, for the payment of which sum to the City of Madison, we hereby bind ourselves and our respective executors and administrators firmly by these presents.

The condition of this Bond is such that if the above bounden shall on his/her part fully and faithfully perform all of the terms of the Contract entered into between him/herself and the City of Madison for the construction of:

**HIGHLAND MANOR STORM SHELTER (SITE GRADING COMPONENT)
CONTRACT NO. 7319**

in Madison, Wisconsin, and shall pay all claims for labor performed and material furnished in the prosecution of said work, and save the City harmless from all claims for damages because of negligence in the prosecution of said work, and shall save harmless the said City from all claims for compensation (under Chapter 102, Wisconsin Statutes) of employees and employees of subcontractor, then this Bond is to be void, otherwise of full force, virtue and effect.

Signed and sealed this _____ day of _____

Countersigned:

Company Name (Principal)

Witness

President Seal

Secretary

Approved as to form:

Surety Seal

Salary Employee Commission

City Attorney

By _____
Attorney-in-Fact

This certifies that I have been duly licensed as an agent for the above company in Wisconsin under License No. _____ for the year 20_____, and appointed as attorney-in-fact with authority to execute this payment and performance bond which power of attorney has not been revoked.

Date

Agent Signature

SECTION J: PREVAILING WAGE RATES

General Decision Number: WI140005 03/14/2014 WI5

Superseded General Decision Number: WI20130005

State: Wisconsin

Construction Type: Building

County: Dane County in Wisconsin.

BUILDING CONSTRUCTION PROJECTS (does not include residential construction consisting of single family homes and apartments up to and including 4 stories)

Modification Number	Publication Date
0	01/03/2014
1	02/07/2014
2	03/14/2014

ASBE0205-001 06/01/2001

	Rates	Fringes
Asbestos Removal worker/hazardous material handler Includes preparation, wetting, stripping, removal, scrapping, vacuuming, bagging and disposing of all insulation materials from mechanical systems, whether they contain asbestos or not.....	\$ 17.90	4.45

BOIL0107-001 01/01/2013

	Rates	Fringes
BOILERMAKER Boilermaker.....	\$ 31.09	27.11
Small Boiler Repair (under 25,000 lbs/hr).....	\$ 26.91	16.00

BRWI0013-001 06/01/2012

	Rates	Fringes
BRICKLAYER Bricklayer.....	\$ 32.01	17.05
Terrazzo Finisher.....	\$ 26.57	16.20
Terrazzo Worker.....	\$ 33.21	16.20
Tile Finisher.....	\$ 23.77	16.20
Tile Layer.....	\$ 29.71	16.20

CARP0252-007 07/02/2012

Rates	Fringes
-------	---------

CARPENTER (Including
Acoustical work and Drywall
hanging; Excluding Batt
Insulation)

CARPENTER & SOFT FLOOR LAYER.....	\$ 30.48	15.80
MILLWRIGHT.....	\$ 32.11	15.80
PILEDRIVERMAN.....	\$ 30.98	15.80

ELEC0014-005 06/01/2012

Rates Fringes

Teledata System Installer Installer/Technician.....	\$ 21.89	11.83
--	----------	-------

Low voltage construction, installation, maintenance and removal of teledata facilities (voice, data, and video) including outside plant, telephone and data inside wire, interconnect, terminal equipment, central offices, PABX, fiber optic cable and equipment, micro waves, V-SAT, bypass, CATV, WAN (wide area networks), LAN (local area networks), and ISDN (integrated systems digital network).

ELEC0159-002 06/01/2012

Rates Fringes

ELECTRICIAN.....	\$ 32.94	18.71
------------------	----------	-------

ELEV0132-001 01/01/2014

Rates Fringes

ELEVATOR MECHANIC.....	\$ 46.05	26.785
------------------------	----------	--------

FOOTNOTE:

PAID VACATION: Employer contributes 8% of basic hourly rate as vacation pay for employees with more than 5 years or more of service, and 6% for less than 5 years of service.
PAID HOLIDAYS: New Years Day, Memorial Day, Independence Day, Labor Day, Veterans Day, Thanksgiving Day, Friday after Thanksgiving, and Christmas Day.

ENGI0139-002 06/02/2013

Rates Fringes

OPERATOR: Power Equipment		
Group 1.....	\$ 35.62	18.70
Group 2.....	\$ 34.62	18.70
Group 3.....	\$ 33.42	18.70
Group 4.....	\$ 32.89	18.70
Group 5.....	\$ 30.82	18.70
Group 6.....	\$ 30.19	18.70

HAZARDOUS WASTE PREMIUMS:

EPA Level "A" Protection: \$3.00 per hour
EPA Level "B" Protection: \$2.00 per hour
EPA Level "C" Protection: \$1.00 per hour

POWER EQUIPMENT OPERATORS CLASSIFICATIONS

GROUP 1: Cranes, Tower Cranes and Derricks with or without attachments with a lifting capacity of over 100 tons; Cranes, Tower Cranes, and Derricks with boom, leads and/or jib lengths 176 ft or longer.

GROUP 2: Backhoes (Excavators) weighing 130,000 lbs & over; Cranes, Tower Cranes and Derricks with or without attachments with a lifting capacity of 100 tons or less; Cranes, Tower Cranes, and Derricks with boom, leads, and/or jib lengths 175 ft or less; Caisson Rigs; Pile Driver

GROUP 3: Backhoes (Excavators) weighing under 130,000 lbs; Travelling Crane (bridge type); Milling Machine; Concrete Paver over 27 E; Concrete Spreader and Distributor; Concrete Laser Screed; Concrete Grinder and Planing Machine; Slipform Curb and Gutter Machine; Boring Machine (Directional); Dredge Operator; Skid Rigs; Over 46 meter Concrete Pump.

GROUP 4: Hydraulic Backhoe (tractor or truck mounted); Hydraulic Crane, 10 tons or less; Tractor, Bulldozer, or End Loader (over 40 hp); Motor Patrol; Scraper Operator; Bituminous Plant and Paver Operator; Screed-Milling Machine; Roller over 5 tons; Concrete Pumps 46 meter & under; Grout Pumps; Rotec Type Machine; Hydro Blaster, 10,000 psi and over; Rotary Drill Operator; Percussion Drilling Machine; Air Track Drill with or without integral hammer; Blaster; Boring Machine (vertical or horizontal); Side Boom; Trencher, wheel type or chain type having 8 inch or larger bucket; Rail Leveling Machine (Railroad); Tie Placer; Tie Extractor; Tie Tamper; Stone Leveler; Straddle Carrier; Material Hoists; Stack Hoist; Man Hoists; Mechanic and Welder; Off Road Material Haulers

GROUP 5: Tractor, Bulldozer, or Endloader (under 40 hp); Tampers -Compactors, riding type; Stump Chipper, large; Roller, Rubber Tire; Backfiller; Trencher, chain type (bucket under 8 inch); Concrete Auto Breaker, large; Concrete Finishing Machine (road type); Concrete Batch Hopper; Concrete Conveyor Systems; Concrete Mixers, 14S or over; Pumps, Screw Type and Gypsum); Hydrohammers, small; Brooms and Sweepers; Lift Slab Machine; Roller under 5 tons; Industrial Locomotives; Fireman (Pile Drivers and Derricks); Pumps (well points); Hoists, automatic; A-Frames and Winch Trucks; Hoists (tuggers); Boats (Tug, Safety, Work Barges and Launches); Assistant Engineer

GROUP 6: Shouldering Machine Operator; Farm or Industrial Tractor mounted equipment; Post Hole Digger; Auger (vertical and horizontal); Skid Steer Loader with or without attachments; Robotic Tool Carrier with or without attachments; Power Pack Vibratory/Ultra Sound Driver and Extractor; Fireman (Asphalt Plants); Screed Operator; Stone Crushers and Screening Plants; Air, Electric, Hydraulic

Jacks (Slip Form); Prestress Machines; Air Compressor, 400 CFM or over; Refrigeration Plant/Freeze Machine; Boiler Operators (temporary heat); Forklifts; Welding Machines; Generators; Pumps over 3"; Compressors, under 400 CFM; Heaters, Mechanical; Combination small equipment operator; Winches, small electric; Oiler; Greaser; Rotary Drill Tender; Conveyor; Elevator Operator

 IRON0383-002 06/01/2013

	Rates	Fringes
IRONWORKER.....	\$ 31.50	20.03

 LABO0464-001 06/03/2013

	Rates	Fringes
Laborer, General.....	\$ 24.21	14.53
Laborer: Asbestos/hazardous material remover (Preparation, removal, and encapsulation of hazardous materials from non-mechanical systems).....	\$ 24.14	13.43

 PAIN0802-001 06/01/2012

	Rates	Fringes
PAINTER		
Brush, Roller.....	\$ 24.50	16.27
PREMIUM RATES [Add to Basic Hourly Rate]		
Swing Work	\$0.25	
Drywall Taper	\$0.30	
Paperhanger	\$0.40	
Steel, Spray	\$1.00	

 PAIN0941-001 06/01/2013

	Rates	Fringes
GLAZIER.....	\$ 38.03	13.42

 * PLAS0599-001 06/03/2013

	Rates	Fringes
CEMENT MASON/CONCRETE FINISHER....	\$ 31.58	16.13
PLASTERER.....	\$ 32.33	18.16

 PLUM0075-007 01/01/2012

	Rates	Fringes
PLUMBER (Including HVAC work)....	\$ 36.72	17.97

PLUM0601-007 06/01/2013

	Rates	Fringes
PIPEFITTER (Including HVAC work).....	\$ 42.95	17.54

SFWI0669-002 07/01/2013

	Rates	Fringes
SPRINKLER FITTER.....	\$ 36.79	18.46

SHEE0018-009 06/01/2011

	Rates	Fringes
Sheet Metal Worker (Including HVAC Duct work and Technicians).....	\$ 34.23	20.19

TEAM0662-003 05/01/2010

	Rates	Fringes
TRUCK DRIVER		
1 & 2 Axles.....	\$ 25.09	15.20
3 or more Axles.....	\$ 25.24	15.20

SUWI2002-011 01/23/2002

	Rates	Fringes
Asbestos Worker/Heat and Frost Insulator.....	\$ 25.36	8.37
Laborers:		
Concrete Worker.....	\$ 16.34	3.59
Landscape.....	\$ 8.73	4.90
ROOFER.....	\$ 18.01	3.28
Tile & Marble Finisher.....	\$ 13.89	7.58

WELDERS - Receive rate prescribed for craft performing operation to which welding is incidental.

=====

Unlisted classifications needed for work not included within the scope of the classifications listed may be added after award only as provided in the labor standards contract clauses (29CFR 5.5 (a) (1) (ii)).

The body of each wage determination lists the classification and wage rates that have been found to be prevailing for the cited type(s) of construction in the area covered by the wage determination. The classifications are listed in alphabetical order of "identifiers" that indicate whether the particular rate is union or non-union.

Union Identifiers

An identifier enclosed in dotted lines beginning with characters other than "SU" denotes that the union classification and rate have found to be prevailing for that classification. Example: PLUM0198-005 07/01/2011. The first four letters , PLUM, indicate the international union and the four-digit number, 0198, that follows indicates the local union number or district council number where applicable , i.e., Plumbers Local 0198. The next number, 005 in the example, is an internal number used in processing the wage determination. The date, 07/01/2011, following these characters is the effective date of the most current negotiated rate/collective bargaining agreement which would be July 1, 2011 in the above example.

Union prevailing wage rates will be updated to reflect any changes in the collective bargaining agreements governing the rates.

0000/9999: weighted union wage rates will be published annually each January.

Non-Union Identifiers

Classifications listed under an "SU" identifier were derived from survey data by computing average rates and are not union rates; however, the data used in computing these rates may include both union and non-union data. Example: SULA2004-007 5/13/2010. SU indicates the rates are not union majority rates, LA indicates the State of Louisiana; 2004 is the year of the survey; and 007 is an internal number used in producing the wage determination. A 1993 or later date, 5/13/2010, indicates the classifications and rates under that identifier were issued as a General Wage Determination on that date.

Survey wage rates will remain in effect and will not change until a new survey is conducted.

WAGE DETERMINATION APPEALS PROCESS

1.) Has there been an initial decision in the matter? This can be:

- * an existing published wage determination
- * a survey underlying a wage determination
- * a Wage and Hour Division letter setting forth a position on

a wage determination matter
* a conformance (additional classification and rate) ruling

On survey related matters, initial contact, including requests for summaries of surveys, should be with the Wage and Hour Regional Office for the area in which the survey was conducted because those Regional Offices have responsibility for the Davis-Bacon survey program. If the response from this initial contact is not satisfactory, then the process described in 2.) and 3.) should be followed.

With regard to any other matter not yet ripe for the formal process described here, initial contact should be with the Branch of Construction Wage Determinations. Write to:

Branch of Construction Wage Determinations
Wage and Hour Division
U.S. Department of Labor
200 Constitution Avenue, N.W.
Washington, DC 20210

2.) If the answer to the question in 1.) is yes, then an interested party (those affected by the action) can request review and reconsideration from the Wage and Hour Administrator (See 29 CFR Part 1.8 and 29 CFR Part 7). Write to:

Wage and Hour Administrator
U.S. Department of Labor
200 Constitution Avenue, N.W.
Washington, DC 20210

The request should be accompanied by a full statement of the interested party's position and by any information (wage payment data, project description, area practice material, etc.) that the requestor considers relevant to the issue.

3.) If the decision of the Administrator is not favorable, an interested party may appeal directly to the Administrative Review Board (formerly the Wage Appeals Board). Write to:

Administrative Review Board
U.S. Department of Labor
200 Constitution Avenue, N.W.
Washington, DC 20210

4.) All decisions by the Administrative Review Board are final.

=====

END OF GENERAL DECISION

PREVAILING WAGE RATE DETERMINATION

Issued by the State of Wisconsin
Department of Workforce Development
Pursuant to s. 66.0903, Wis. Stats.
Issued On: 01/06/2014
Amended On: 02/28/2014

DETERMINATION NUMBER: 201400001

EXPIRATION DATE: Prime Contracts MUST Be Awarded or Negotiated On Or Before 12/31/2014. If NOT, You MUST Reapply.

PROJECT NAME: ALL PUBLIC WORKS PROJECTS UNDER SEC 66.0903, STATS - CITY OF MADISON

PROJECT LOCATION: MADISON CITY, DANE COUNTY, WI

CONTRACTING AGENCY: CITY OF MADISON-ENGINEERING

CLASSIFICATION:	Contractors are responsible for correctly classifying their workers. Either call the Department of Workforce Development (DWD) with trade or classification questions or consult DWD's Dictionary of Occupational Classifications & Work Descriptions on the DWD website at: dwd.wisconsin.gov/er/prevailing_wage_rate/Dictionary/dictionary_main.htm .
OVERTIME:	<p>Time and one-half must be paid for all hours worked:</p> <ul style="list-style-type: none">- over 10 hours per day on prevailing wage projects- over 40 hours per calendar week- Saturday and Sunday- on all of the following holidays: January 1; the last Monday in May; July 4; the 1st Monday in September; the 4th Thursday in November; December 25;- The day before if January 1, July 4 or December 25 falls on a Saturday;- The day following if January 1, July 4 or December 25 falls on a Sunday. <p>Apply the time and one-half overtime calculation to whichever is higher between the Hourly Basic Rate listed on this project determination or the employee's regular hourly rate of pay. Add any applicable Premium or DOT Premium to the Hourly Basic Rate before calculating overtime.</p> <p>A DOT Premium (discussed below) may supersede this time and one-half requirement.</p>
FUTURE INCREASE:	When a specific trade or occupation requires a future increase, you MUST add the full hourly increase to the "TOTAL" on the effective date(s) indicated for the specific trade or occupation.
PREMIUM PAY:	If indicated for a specific trade or occupation, the full amount of such pay MUST be added to the "HOURLY BASIC RATE OF PAY" indicated for such trade or occupation, whenever such pay is applicable.
DOT PREMIUM:	This premium only applies to highway and bridge projects owned by the Wisconsin Department of Transportation and to the project type heading "Airport Pavement or State Highway Construction." DO NOT apply the premium calculation under any other project type on this determination.
APPRENTICES:	Pay apprentices a percentage of the applicable journey person's hourly basic rate of pay and hourly fringe benefit contributions specified in this determination. Obtain the appropriate percentage from each apprentice's contract or indenture.
SUBJOURNEY:	Subjourney wage rates may be available for some of the trades or occupations indicated below with the exception of laborers, truck drivers and heavy equipment operators. Any employer interested in using a subjourney classification on this project MUST complete Form ERD-10880 and request the applicable wage rate from the Department of Workforce Development PRIOR to using the subjourney worker on this project.

This document **MUST BE POSTED** by the **CONTRACTING AGENCY** in at least one conspicuous and easily accessible place **on the site of the project**. A local governmental unit may post this document at the place normally used to post public notices if there is no common site on the project. This document **MUST** remain posted during the entire time any worker is employed on the project and **MUST** be physically incorporated into the specifications and all contracts and subcontracts. If you have any questions, please write to the Equal Rights Division, Labor Standards Bureau, P.O. Box 8928, Madison, Wisconsin 53708 or call (608) 266-6861.

The following statutory provisions apply to local governmental unit projects of public works and are set forth below pursuant to the requirements of s. 66.0903(8), Stats.

s. 66.0903 (1) (f) & s. 103.49 (1) (c) "PREVAILING HOURS OF LABOR" for any trade or occupation in any area means 10 hours per day and 40 hours per week and may not include any hours worked on a Saturday or Sunday or on any of the following holidays:

1. January 1.
2. The last Monday in May.
3. July 4.
4. The first Monday in September.
5. The 4th Thursday in November.
6. December 25.
7. The day before if January 1, July 4 or December 25 falls on a Saturday.
8. The day following if January 1, July 4 or December 25 falls on a Sunday.

s. 66.0903 (10) RECORDS; INSPECTION; ENFORCEMENT.

(a) Each contractor, subcontractor, or contractor's or subcontractor's agent performing work on a project of public works that is subject to this section shall keep full and accurate records clearly indicating the name and trade or occupation of every person performing the work described in sub. (4) and an accurate record of the number of hours worked by each of those persons and the actual wages paid for the hours worked.

s. 66.0903 (11) LIABILITY AND PENALTIES.

(a) 1. Any contractor, subcontractor, or contractor's or subcontractor's agent who fails to pay the prevailing wage rate determined by the department under sub. (3) or who pays less than 1.5 times the hourly basic rate of pay for all hours worked in excess of the prevailing hours of labor is liable to any affected employee in the amount of his or her unpaid wages or his or her unpaid overtime compensation and in an additional amount as liquidated damages as provided under subd. 2., 3., whichever is applicable.

2. If the department determines upon inspection under sub. (10) (b) or (c) that a contractor, subcontractor, or contractor's or subcontractor's agent has failed to pay the prevailing wage rate determined by the department under sub. (3) or has paid less than 1.5 times the hourly basic rate of pay for all hours worked in excess of the prevailing hours of labor, the department shall order the contractor to pay to any affected employee the amount of his or her unpaid wages or his or her unpaid overtime compensation and an additional amount equal to 100 percent of the amount of those unpaid wages or that unpaid overtime compensation as liquidated damages within a period specified by the department in the order.

3. In addition to or in lieu of recovering the liability specified in subd. 1. as provided in subd. 2., any employee for and in behalf of that employee and other employees similarly situated may commence an action to recover that liability in any court of competent jurisdiction. If the court finds that a contractor, subcontractor, or contractor's or subcontractor's agent has failed to pay the prevailing wage rate determined by the department under sub. (3) or has paid less than 1.5 times the hourly basic rate of pay for all hours worked in excess of the prevailing hours of labor, the court shall order the contractor, subcontractor, or agent to pay to any affected employee the amount of his or her unpaid wages or his or her unpaid overtime compensation and an additional amount equal to 100 percent of the amount of those unpaid wages or that unpaid overtime compensation as liquidated damages.

5. No employee may be a party plaintiff to an action under subd. 3. unless the employee consents in writing to become a party and the consent is filed in the court in which the action is brought. Notwithstanding s. 814.04 (1), the court shall, in addition to any judgment awarded to the plaintiff, allow reasonable attorney fees and costs to be paid by the defendant.

BUILDING OR HEAVY CONSTRUCTION

Includes sheltered enclosures with walk-in access for the purpose of housing persons, employees, machinery, equipment or supplies and non-sheltered work such as canals, dams, dikes, reservoirs, storage tanks, etc. A sheltered enclosure need not be "habitable" in order to be considered a building. The installation of machinery and/or equipment, both above and below grade level, does not change a project's character as a building. On-site grading, utility work and landscaping are included within this definition. Residential buildings of four (4) stories or less, agricultural buildings, parking lots and driveways are NOT included within this definition.

SKILLED TRADES

<u>CODE</u>	<u>TRADE OR OCCUPATION</u>	<u>HOURLY BASIC RATE OF PAY</u>	<u>HOURLY FRINGE BENEFITS</u>	<u>TOTAL</u>
		\$	\$	\$
101	Acoustic Ceiling Tile Installer	30.48	15.90	46.38
102	Boilermaker Future Increase(s): Add \$1.50/hr on 1/01/2015; Add \$1.50/hr. on 01/01/2016	32.05	28.04	60.09
103	Bricklayer, Blocklayer or Stonemason Premium Increase(s): DOT PREMIUM: Pay two times the hourly basic rate on Sunday, New Year's Day, Memorial Day, Independence Day, Labor Day, Thanksgiving Day & Christmas Day.	32.01	17.35	49.36
104	Cabinet Installer	30.48	15.90	46.38
105	Carpenter	30.48	15.90	46.38
106	Carpet Layer or Soft Floor Coverer	30.48	15.90	46.38
107	Cement Finisher	31.58	16.13	47.71
108	Drywall Taper or Finisher	24.80	16.60	41.40
109	Electrician Premium Increase(s): DOT PREMIUM: Pay two times the hourly basic rate on Sunday, New Year's Day, Memorial Day, Independence Day, Labor Day, Thanksgiving Day & Christmas Day.	34.07	19.25	53.32
110	Elevator Constructor	42.86	23.84	66.70
111	Fence Erector	24.72	0.00	24.72
112	Fire Sprinkler Fitter	36.07	18.73	54.80
113	Glazier	38.03	13.42	51.45
114	Heat or Frost Insulator	33.68	24.31	57.99
115	Insulator (Batt or Blown)	15.00	9.50	24.50
116	Ironworker	31.25	19.46	50.71
117	Lather	30.48	15.90	46.38

Fringe Benefits Must Be Paid On <u>All</u> Hours Worked		HOURLY BASIC RATE OF PAY	HOURLY FRINGE BENEFITS	TOTAL
CODE	TRADE OR OCCUPATION	\$	\$	\$
118	Line Constructor (Electrical)	38.25	17.31	55.56
119	Marble Finisher	26.89	19.18	46.07
120	Marble Mason	32.01	17.35	49.36
121	Metal Building Erector	22.00	10.00	32.00
122	Millwright	32.11	15.95	48.06
123	Overhead Door Installer	20.95	4.94	25.89
124	Painter	24.50	16.60	41.10
125	Pavement Marking Operator	30.00	0.00	30.00
126	Piledriver	30.98	15.90	46.88
127	Pipeline Fuser or Welder (Gas or Utility)	30.79	19.74	50.53
129	Plasterer	31.03	17.71	48.74
130	Plumber Future Increase(s): Add \$1/hr on 6/1/2014.	36.42	16.87	53.29
132	Refrigeration Mechanic	41.60	16.71	58.31
133	Roofer or Waterproofor	29.40	6.25	35.65
134	Sheet Metal Worker	34.45	22.57	57.02
135	Steamfitter Future Increase(s): Add \$1.70/hr on 6/1/2014.	42.95	17.81	60.76
137	Teledata Technician or Installer Premium Increase(s): DOT PREMIUM: Pay two times the hourly basic rate on Sunday, New Year's Day, Memorial Day, Independence Day, Labor Day, Thanksgiving Day & Christmas Day.	22.25	12.24	34.49
138	Temperature Control Installer	32.94	18.80	51.74
139	Terrazzo Finisher	26.89	19.18	46.07
140	Terrazzo Mechanic	30.20	18.42	48.62
141	Tile Finisher	23.85	17.18	41.03
142	Tile Setter	29.81	17.18	46.99
143	Tuckpointer, Caulker or Cleaner	35.25	13.15	48.40
144	Underwater Diver (Except on Great Lakes)	34.48	15.90	50.38
146	Well Driller or Pump Installer	25.32	15.65	40.97
147	Siding Installer	25.92	18.04	43.96

Fringe Benefits Must Be Paid On <u>All</u> Hours Worked				
CODE	TRADE OR OCCUPATION	HOURLY BASIC RATE OF PAY	HOURLY FRINGE BENEFITS	TOTAL
		\$	\$	\$
150	Heavy Equipment Operator - ELECTRICAL LINE CONSTRUCTION ONLY	29.16	14.34	43.50
151	Light Equipment Operator -ELECTRICAL LINE CONSTRUCTION ONLY	30.60	14.86	45.46
152	Heavy Truck Driver - ELECTRICAL LINE CONSTRUCTION ONLY	26.78	13.63	40.41
153	Light Truck Driver - ELECTRICAL LINE CONSTRUCTION ONLY	24.86	12.97	37.83
154	Groundman - ELECTRICAL LINE CONSTRUCTION ONLY	21.75	12.70	34.45

TRUCK DRIVERS

Fringe Benefits Must Be Paid On <u>All</u> Hours Worked				
CODE	TRADE OR OCCUPATION	HOURLY BASIC RATE OF PAY	HOURLY FRINGE BENEFITS	TOTAL
		\$	\$	\$
201	Single Axle or Two Axle	32.39	18.46	50.85
203	Three or More Axle	18.00	22.88	40.88
204	Articulated, Euclid, Dumptor, Off Road Material Hauler	32.89	18.96	51.85
205	Pavement Marking Vehicle	18.00	22.88	40.88
207	Truck Mechanic	18.00	22.88	40.88

LABORERS

Fringe Benefits Must Be Paid On <u>All</u> Hours Worked				
CODE	TRADE OR OCCUPATION	HOURLY BASIC RATE OF PAY	HOURLY FRINGE BENEFITS	TOTAL
		\$	\$	\$
301	General Laborer Premium Increase(s): Add \$1.00/hr for certified welder; Add \$.25/hr for mason tender	24.21	14.63	38.84
302	Asbestos Abatement Worker	24.36	14.44	38.80
303	Landscaper	21.01	9.37	30.38
310	Gas or Utility Pipeline Laborer (Other Than Sewer and Water)	21.01	13.63	34.64
311	Fiber Optic Laborer (Outside, Other Than Concrete Encased) Premium Increase(s): DOT PREMIUMS: Pay two times the hourly basic rate on New Year's Day, Memorial Day, Independence Day, Labor Day, Thanksgiving Day & Christmas Day.	18.33	13.65	31.98
314	Railroad Track Laborer	23.46	3.30	26.76
315	Final Construction Clean-Up Worker	16.00	0.00	16.00

**HEAVY EQUIPMENT OPERATORS
SITE PREPARATION, UTILITY OR LANDSCAPING WORK ONLY**

Fringe Benefits Must Be Paid On <u>All</u> Hours Worked		HOURLY BASIC RATE OF PAY	HOURLY FRINGE BENEFITS	TOTAL
CODE	TRADE OR OCCUPATION	\$	\$	\$
501	Air Track, Rotary or Percussion Drilling Machine &/or Hammers, Blaster; Asphalt Milling Machine; Boring Machine (Directional, Horizontal or Vertical); Backhoe (Track Type) Having a Mfgr's Rated Capacity of 130,000 Lbs. or Over; Backhoe (Track Type) Having a Mfgr's Rated Capacity of Under 130,000 Lbs., Backhoe (Mini, 15,000 Lbs. & Under); Bulldozer or Endloader (Over 40 hp); Compactor (Self-Propelled 85 Ft Total Drum Width & Over, or Tractor Mounted, Towed & Light Equipment); Concrete Batch Plant, Batch Hopper; Concrete Breaker (Large, Auto, Vibratory/Sonic, Manual or Remote); Crane, Shovel, Dragline, Clamshells; Forklift (Machinery Moving or Steel Erection, 25 Ft & Over); Gradall (Cruz-Aire Type); Grader or Motor Patrol; Master Mechanic; Mechanic or Welder; Robotic Tool Carrier (With or Without Attachments); Scraper (Self Propelled or Tractor Drawn) 5 cu yds or More Capacity; Tractor or Truck Mounted Hydraulic Backhoe; Tractor or Truck Mounted Hydraulic Crane (10 Tons or Under); Tractor (Scraper, Dozer, Pusher, Loader); Trencher (Wheel Type or Chain Type Having Over 8 Inch Bucket).	33.42	18.96	52.38
502	Backfiller; Broom or Sweeper; Bulldozer or Endloader (Under 40 hp); Environmental Burner; Forestry Equipment, Timbco, Tree Shear, Tub Grinder, Processor; Jeep Digger; Screed (Milling Machine); Skid Rig; Straddle Carrier or Travel Lift; Stump Chipper; Trencher (Wheel Type or Chain Type Having 8 Inch Bucket & Under).	32.89	18.96	51.85
503	Air Compressor (&/or 400 CFM or Over); Augers (Vertical & Horizontal); Compactor (Self-Propelled 84 Ft Total Drum Width & Under, or Tractor Mounted, Towed & Light Equipment); Crusher, Screening or Wash Plant; Farm or Industrial Type Tractor; Forklift; Generator (&/or 150 KW or Over); Greaser; High Pressure Utility Locating Machine (Daylighting Machine); Mulcher; Oiler; Post Hole Digger or Driver; Pump (3 Inch or Over) or Well Points; Refrigeration Plant or Freeze Machine; Rock, Stone Breaker; Skid Steer Loader (With or Without Attachments); Vibratory Hammer or Extractor, Power Pack.	30.82	18.96	49.78
504	Work Performed on the Great Lakes Including Diver; Wet Tender or Hydraulic Dredge Engineer.	38.80	20.17	58.97
505	Work Performed on the Great Lakes Including Crane or Backhoe Operator; Assistant Hydraulic Dredge Engineer; Hydraulic Dredge Leverman or Diver's Tender; Mechanic or Welder; 70 Ton & Over Tug Operator. Premium Increase(s): Add \$.50/hr for Friction Crane, Lattice Boom or Crane Certification (CCO).	41.65	21.71	63.36
506	Work Performed on the Great Lakes Including Deck Equipment Operator or Machineryman (Maintains Cranes Over 50 Tons or Backhoes 115,000 Lbs. or More); Tug, Launch or Loader, Dozer or Like Equipment When Operated on a Barge, Breakwater Wall, Slip, Dock or Scow, Deck Machinery.	37.10	21.57	58.67

507	Work Performed on the Great Lakes Including Deck Equipment Operator, Machineryman or Fireman (Operates 4 Units or More or Maintains Cranes 50 Tons or Under or Backhoes 115,000 Lbs. or Under); Deck Hand, Deck Engineer or Assistant Tug Operator; Off Road Trucks - Great Lakes ONLY.	34.50	20.04	54.54
-----	---	-------	-------	-------

**HEAVY EQUIPMENT OPERATORS
EXCLUDING SITE PREPARATION, UTILITY, PAVING LANDSCAPING WORK**

Fringe Benefits Must Be Paid On <u>All</u> Hours Worked		HOURLY BASIC RATE OF PAY	HOURLY FRINGE BENEFITS	TOTAL
CODE	TRADE OR OCCUPATION	\$	\$	\$
508	Boring Machine (Directional); Crane, Tower Crane, Pedestal Tower or Derrick, With or Without Attachments, With a Lifting Capacity of Over 100 Tons, Self-Erecting Tower Crane With a Lifting Capacity of Over 4,000 Lbs., Crane With Boom Dollies; Crane, Tower Crane, Pedestal Tower or Derrick, With Boom, Leads &/or Jib Lengths Measuring 176 Ft or Over; Master Mechanic. Premium Increase(s): Add \$.50/hr for >200 Ton / Add \$1/hr at 300 Ton / Add \$1.50/hr at 400 Ton / Add \$2/hr at 500 Ton & Over.	35.62	18.96	54.58
509	Backhoe (Track Type) Having a Mfgr's Rated Capacity of 130,000 Lbs. or Over; Boring Machine (Horizontal or Vertical); Caisson Rig; Crane, Tower Crane, Portable Tower, Pedestal Tower or Derrick, With or Without Attachments, With a Lifting Capacity of 100 Tons or Under, Self-Erecting Tower Crane With A Lifting Capacity Of 4,000 Lbs. & Under; Crane, Tower Crane, Portable Tower, Pedestal Tower or Derrick, With Boom, Leads &/or Jib Lengths Measuring 175 Ft or Under; Pile Driver; Versi Lifts, Tri-Lifts & Gantrys (20,000 Lbs. & Over).	36.35	6.95	43.30
510	Backhoe (Track Type) Having a Mfgr.'s Rated Capacity of Under 130,000 Lbs., Backhoe (Mini, 15,000 Lbs. & Under); Concrete Bump Cutter, Grinder, Planing or Grooving Machine; Concrete Laser/Screed; Concrete Paver (Slipform); Concrete Pump (Over 46 Meter), Concrete Conveyor (Rotec or Bidwell Type); Concrete Slipform Placer Curb & Gutter Machine; Concrete Spreader & Distributor; Dredge (NOT Performing Work on the Great Lakes); Forklift (Machinery Moving or Steel Erection, 25 Ft & Over); Gradall (Cruz-Aire Type); Hydro-Blaster (10,000 PSI or Over); Milling Machine; Skid Rig; Traveling Crane (Bridge Type).	33.42	18.96	52.38
511	Air, Track, Rotary or Percussion Drilling Machine &/or Hammers, Blaster; Bulldozer or Endloader (Over 40 hp); Compactor (Self-Propelled 85 Ft Total Drum Width & Over, or Tractor Mounted, Towed & Light Equipment); Concrete Pump (46 Meter & Under), Concrete Conveyor (Rotec or Bidwell Type); Crane (Carry Deck, Mini) or Truck Mounted Hydraulic Crane (10 Tons or Under); Environmental Burner; Gantrys (Under 20,000 Lbs.); Grader or Motor Patrol; High Pressure Utility Locating Machine (Daylighting Machine); Manhoist; Material or Stack Hoist; Mechanic or Welder; Railroad Track Rail Leveling Machine, Tie Placer, Extractor, Tamper, Stone Leveler or Rehabilitation Equipment; Roller (Over 5 Ton); Scraper (Self Propelled or Tractor Drawn) 5 cu yd or More Capacity; Screed (Milling Machine); Sideboom; Straddle Carrier or Travel Lift; Tining or Curing Machine; Tractor (Scraper, Dozer, Pusher, Loader); Tractor or Truck Mounted Hydraulic Backhoe; Tractor or Truck Mounted Hydraulic Crane (10 Tons or Under); Trencher (Wheel Type or Chain Type Having Over 8-Inch Bucket).	32.89	18.96	51.85

Fringe Benefits Must Be Paid On <u>All</u> Hours Worked		HOURLY BASIC RATE OF PAY	HOURLY FRINGE BENEFITS	TOTAL
CODE	TRADE OR OCCUPATION	\$	\$	\$
512	Backfiller; Broom or Sweeper; Bulldozer or Endloader (Under 40 hp); Compactor (Self-Propelled 84 Ft Total Drum Width & Under, or Tractor Mounted, Towed & Light Equipment); Concrete Batch Plant, Batch Hopper; Concrete Breaker (Large, Auto, Vibratory/Sonic, Manual or Remote); Concrete Conveyor System; Concrete Finishing Machine (Road Type); Fireman (Pile Driver & Derrick NOT Performing Work on the Great Lakes); Grout Pump; Hoist (Tugger, Automatic); Industrial Locomotives; Jeep Digger; Lift Slab Machine; Mulcher; Roller (Rubber Tire, 5 Ton or Under); Screw or Gypsum Pumps; Stabilizing or Concrete Mixer (Self-Propelled or 14S or Over); Stump Chipper; Trencher (Wheel Type or Chain Type Having 8-Inch Bucket & Under); Winches & A-Frames.	30.82	18.96	49.78
513	Air Compressor (&/or 400 CFM or Over); Air, Electric or Hydraulic Jacking System; Augers (Vertical & Horizontal); Boatmen (NOT Performing Work on the Great Lakes); Boiler (Temporary Heat); Crusher, Screening or Wash Plant; Elevator; Farm or Industrial Type Tractor; Fireman (Asphalt Plant NOT Performing Work on the Great Lakes); Forklift; Generator (&/or 150 KW or Over); Greaser; Heaters (Mechanical); Loading Machine (Conveyor); Oiler; Post Hole Digger or Driver; Prestress Machine; Pump (3 Inch or Over) or Well Points; Refrigeration Plant or Freeze Machine; Robotic Tool Carrier (With or Without Attachments); Rock, Stone Breaker; Skid Steer Loader (With or Without Attachments); Vibratory Hammer or Extractor, Power Pack.	24.19	17.89	42.08
514	Gas or Utility Pipeline, Except Sewer & Water (Primary Equipment).	36.34	21.14	57.48
515	Gas or Utility Pipeline, Except Sewer & Water (Secondary Equipment). Future Increase(s): Add \$1.60/hr on 06/01/2014; Add \$1.65/hr on 06/01/2015.	32.32	18.55	50.87
516	Fiber Optic Cable Equipment Future Increase(s): Add \$1.75/hr on 02/01/2014.	27.89	17.20	45.09

SEWER, WATER OR TUNNEL CONSTRUCTION
--

Includes those projects that primarily involve public sewer or water distribution, transmission or collection systems and related tunnel work (excluding buildings).

SKILLED TRADES

CODE	TRADE OR OCCUPATION	HOURLY BASIC RATE OF PAY	HOURLY FRINGE BENEFITS	TOTAL
		\$	\$	\$
103	Bricklayer, Blocklayer or Stonemason Premium Increase(s): DOT PREMIUM: Pay two times the hourly basic rate on Sunday, New Year's Day, Memorial Day, Independence Day, Labor Day, Thanksgiving Day & Christmas Day.	35.10	18.40	53.50
105	Carpenter Future Increase(s): Add \$1.25/hr on 6/2/2014. Premium Increase(s): DOT PREMIUM: Pay two times the hourly basic rate on Sunday, New Year's Day, Memorial Day, Independence Day, Labor Day, Thanksgiving Day & Christmas Day.	33.68	19.81	53.49
107	Cement Finisher Future Increase(s): Add \$1.87 on 6/1/14; Add \$1.87 on 6/1/15; Add \$1.75 on 6/1/16. Premium Increase(s): DOT PREMIUMS: 1) Pay two times the hourly basic rate on Sunday, New Year's Day, Memorial Day, Independence Day, Labor Day, Thanksgiving Day & Christmas Day. 2) Add \$1.40/hr when the Wisconsin Department of Transportation or responsible governing agency requires that work be performed at night under artificial illumination with traffic control and the work is completed after sunset and before sunrise.	33.51	16.13	49.64
109	Electrician Premium Increase(s): DOT PREMIUM: Pay two times the hourly basic rate on Sunday, New Year's Day, Memorial Day, Independence Day, Labor Day, Thanksgiving Day & Christmas Day.	32.82	22.61	55.43
111	Fence Erector	24.72	0.00	24.72
116	Ironworker	31.25	19.46	50.71
118	Line Constructor (Electrical)	38.25	17.31	55.56
125	Pavement Marking Operator	16.00	7.35	23.35
126	Piledriver	30.98	15.90	46.88
130	Plumber	33.75	14.07	47.82
135	Steamfitter	42.45	16.71	59.16
137	Teledata Technician or Installer	21.89	11.85	33.74

Fringe Benefits Must Be Paid On <u>All</u> Hours Worked				
<u>CODE</u>	<u>TRADE OR OCCUPATION</u>	<u>HOURLY BASIC RATE OF PAY</u>	<u>HOURLY FRINGE BENEFITS</u>	<u>TOTAL</u>
		\$	\$	\$
143	Tuckpointer, Caulker or Cleaner	35.25	13.15	48.40
144	Underwater Diver (Except on Great Lakes)	38.80	20.17	58.97
146	Well Driller or Pump Installer	25.32	15.65	40.97
150	Heavy Equipment Operator - ELECTRICAL LINE CONSTRUCTION ONLY	29.16	14.34	43.50
151	Light Equipment Operator -ELECTRICAL LINE CONSTRUCTION ONLY	30.60	14.86	45.46
152	Heavy Truck Driver - ELECTRICAL LINE CONSTRUCTION ONLY	26.78	13.63	40.41
153	Light Truck Driver - ELECTRICAL LINE CONSTRUCTION ONLY	24.86	12.97	37.83
154	Groundman - ELECTRICAL LINE CONSTRUCTION ONLY	21.75	12.70	34.45

TRUCK DRIVERS

Fringe Benefits Must Be Paid On <u>All</u> Hours Worked				
<u>CODE</u>	<u>TRADE OR OCCUPATION</u>	<u>HOURLY BASIC RATE OF PAY</u>	<u>HOURLY FRINGE BENEFITS</u>	<u>TOTAL</u>
		\$	\$	\$
201	Single Axle or Two Axle	30.00	15.00	45.00
203	Three or More Axle	16.00	7.35	23.35
204	Articulated, Euclid, Dumptor, Off Road Material Hauler	32.89	18.96	51.85
205	Pavement Marking Vehicle	16.00	7.35	23.35
207	Truck Mechanic	16.00	7.35	23.35

LABORERS

Fringe Benefits Must Be Paid On <u>All</u> Hours Worked				
<u>CODE</u>	<u>TRADE OR OCCUPATION</u>	<u>HOURLY BASIC RATE OF PAY</u>	<u>HOURLY FRINGE BENEFITS</u>	<u>TOTAL</u>
		\$	\$	\$
301	General Laborer Premium Increase(s): Add \$.20 for blaster, bracer, manhole builder, caulker, bottomman and power tool; Add \$.55 for pipelayer; Add \$1.00 for tunnel work 0-15 lbs. compressed air; Add \$2.00 for over 15-30 lbs. compressed air; Add \$3.00 for over 30 lbs. compressed air.	25.60	14.62	40.22
303	Landscaper	25.28	11.46	36.74
304	Flagperson or Traffic Control Person	24.70	10.72	35.42
311	Fiber Optic Laborer (Outside, Other Than Concrete Encased)	18.31	12.67	30.98
314	Railroad Track Laborer	23.46	3.30	26.76

**HEAVY EQUIPMENT OPERATORS
SEWER, WATER OR TUNNEL WORK**

Fringe Benefits Must Be Paid On <u>All</u> Hours Worked		HOURLY BASIC RATE OF PAY	HOURLY FRINGE BENEFITS	TOTAL
CODE	TRADE OR OCCUPATION	\$	\$	\$
521	Backhoe (Track Type) Having a Mfgr.'s Rated Capacity of 130,000 Lbs. or Over; Caisson Rig; Crane, Tower Crane, Pedestal Tower or Derrick, With Boom, Leads &/or Jib Lengths Measuring 176 Ft or Over; Crane, Tower Crane, Pedestal Tower or Derrick, With or Without Attachments, With a Lifting Capacity of Over 100 Tons, Self-Erecting Tower Crane With a Lifting Capacity Of Over 4,000 Lbs., Crane With Boom Dollies; Master Mechanic; Pile Driver. Premium Increase(s): Add \$.25/hr for all >45 Ton lifting capacity cranes	34.62	18.96	53.58
522	Backhoe (Track Type) Having a Mfgr.'s Rated Capacity of Under 130,000 Lbs., Backhoe (Mini, 15,000 Lbs. & Under); Boring Machine (Directional); Concrete Bump Cutter, Grinder, Planing or Grooving Machine; Concrete Laser/Screed; Concrete Paver (Slipform); Concrete Pump (Over 46 Meter), Concrete Conveyor (Rotec or Bidwell Type); Concrete Spreader & Distributor; Crane, Tower Crane, Portable Tower, Pedestal Tower or Derrick, With Boom, Leads &/or Jib Lengths Measuring 175 Ft or Under; Crane, Tower Crane, Portable Tower, Pedestal Tower or Derrick, With or Without Attachments, With a Lifting Capacity of 100 Tons or Under, Self-Erecting Tower Crane With a Lifting Capacity of 4,000 Lbs. & Under; Dredge (NOT Performing Work on the Great Lakes); Milling Machine; Skid Rig; Telehandler; Traveling Crane (Bridge Type).	33.42	18.96	52.38
523	Air Track, Rotary or Percussion Drilling Machine &/or Hammers, Blaster; Boring Machine (Horizontal or Vertical); Bulldozer or Endloader (Over 40 hp); Crane (Carry Deck, Mini) or Truck Mounted Hydraulic Crane (10 Tons or Under); Concrete Pump (46 Meter & Under), Concrete Conveyor (Rotec or Bidwell Type); Concrete Slipform Placer Curb & Gutter Machine; Gradall (Cruz-Aire Type); Grader or Motor Patrol; Hydro-Blaster (10,000 PSI or Over); Manhoist; Material or Stack Hoist; Mechanic or Welder; Roller (Over 5 Ton); Scraper (Self Propelled or Tractor Drawn) 5 cu yd or More Capacity; Screed (Milling Machine); Sideboom; Straddle Carrier or Travel Lift; Tractor (Scraper, Dozer, Pusher, Loader); Tractor or Truck Mounted Hydraulic Backhoe; Tractor or Truck Mounted Hydraulic Crane (10 Tons or Under); Trencher (Wheel Type or Chain Type Having Over 8-Inch Bucket).	32.89	18.96	51.85

Fringe Benefits Must Be Paid On <u>All</u> Hours Worked		HOURLY BASIC RATE OF PAY	HOURLY FRINGE BENEFITS	TOTAL
CODE	TRADE OR OCCUPATION	\$	\$	\$
524	Backfiller; Broom or Sweeper; Bulldozer or Endloader (Under 40 hp); Compactor (Self-Propelled 85 Ft Total Drum Width & Over, or Tractor Mounted, Towed & Light Equipment); Concrete Batch Plant, Batch Hopper; Concrete Breaker (Large, Auto, Vibratory/Sonic, Manual or Remote); Concrete Conveyor System; Concrete Finishing Machine (Road Type); Environmental Burner; Fireman (Pile Driver & Derrick NOT Performing Work on the Great Lakes); Forestry Equipment, Timbco, Tree Shear, Tub Grinder, Processor; Hoist (Tugger, Automatic); Grout Pump; Jeep Digger; Lift Slab Machine; Mulcher; Power Subgrader; Pump (3 Inch or Over) or Well Points; Robotic Tool Carrier (With or Without Attachments); Roller (Rubber Tire, 5 Ton or Under); Screw or Gypsum Pumps; Stabilizing or Concrete Mixer (Self-Propelled or 14S or Over); Stump Chipper; Tining or Curing Machine; Trencher (Wheel Type or Chain Type Having 8-Inch Bucket & Under); Winches & A-Frames. Future Increase(s): Add \$1.05/hr on 6/2/2014; Add \$1.55/hr on 6/1/2015. Premium Increase(s): Add \$.25/hr for operating tower crane.	35.11	19.45	54.56
525	Air Compressor (&/or 400 CFM or Over); Air, Electric or Hydraulic Jacking System; Augers (Vertical & Horizontal); Compactor (Self-Propelled 84 Ft Total Drum Width & Under, or Tractor Mounted, Towed & Light Equipment); Crusher, Screening or Wash Plant; Farm or Industrial Type Tractor; Fireman (Asphalt Plant NOT Performing Work on the Great Lakes); Generator (&/or 150 KW or Over); Heaters (Mechanical); High Pressure Utility Locating Machine (Daylighting Machine); Loading Machine (Conveyor); Post Hole Digger or Driver; Refrigeration Plant or Freeze Machine; Rock, Stone Breaker; Skid Steer Loader (With or Without Attachments); Vibratory Hammer or Extractor, Power Pack.	30.19	20.94	51.13
526	Boiler (Temporary Heat); Forklift; Greaser; Oiler.	24.19	17.89	42.08
527	Work Performed on the Great Lakes Including Diver; Wet Tender or Hydraulic Dredge Engineer.	38.80	20.17	58.97
528	Work Performed on the Great Lakes Including 70 Ton & Over Tug Operator; Assistant Hydraulic Dredge Engineer; Crane or Backhoe Operator; Hydraulic Dredge Leverman or Diver's Tender; Mechanic or Welder.	38.80	20.17	58.97
529	Work Performed on the Great Lakes Including Deck Equipment Operator or Machineryman (Maintains Cranes Over 50 Tons or Backhoes 115,000 Lbs. or More); Tug, Launch or Loader, Dozer or Like Equipment When Operated on a Barge, Breakwater Wall, Slip, Dock or Scow, Deck Machinery.	34.50	20.04	54.54
530	Work Performed on the Great Lakes Including Deck Equipment Operator; Machineryman or Fireman (Operates 4 Units or More or Maintains Cranes 50 Tons or Under or Backhoes 115,000 Lbs. or Under), Deck Hand, Deck Engineer or Assistant Tug Operator; Off Road Trucks - Great Lakes ONLY.	34.50	20.04	54.54

AIRPORT PAVEMENT OR STATE HIGHWAY CONSTRUCTION

Includes all airport projects (excluding buildings) and all projects awarded by the Wisconsin Department of Transportation (excluding buildings).

SKILLED TRADES

<u>CODE</u>	<u>TRADE OR OCCUPATION</u>	Fringe Benefits Must Be Paid On <u>All</u> Hours Worked		
		<u>HOURLY BASIC RATE OF PAY</u> \$	<u>HOURLY FRINGE BENEFITS</u> \$	<u>TOTAL</u> \$
103	Bricklayer, Blocklayer or Stonemason	32.01	17.35	49.36
105	Carpenter	30.48	15.90	46.38
107	Cement Finisher Future Increase(s): Add \$1.87 on 6/1/14; Add \$1.87 on 6/1/15; Add \$1.75 on 6/1/16. Premium Increase(s): DOT PREMIUMS: 1) Pay two times the hourly basic rate on Sunday, New Year's Day, Memorial Day, Independence Day, Labor Day, Thanksgiving Day & Christmas Day. 2) Add \$1.40/hr when the Wisconsin Department of Transportation or responsible governing agency requires that work be performed at night under artificial illumination with traffic control and the work is completed after sunset and before sunrise.	33.51	16.13	49.64
109	Electrician Premium Increase(s): DOT PREMIUM: Pay two times the hourly basic rate on Sunday, New Year's Day, Memorial Day, Independence Day, Labor Day, Thanksgiving Day & Christmas Day.	34.07	19.25	53.32
111	Fence Erector	24.72	0.00	24.72
116	Ironworker	31.25	19.46	50.71
118	Line Constructor (Electrical)	38.25	17.31	55.56
124	Painter	21.87	11.37	33.24
125	Pavement Marking Operator	30.00	0.00	30.00
126	Piledriver	30.98	15.90	46.88
133	Rofer or Waterproofer	29.40	6.25	35.65
137	Teledata Technician or Installer	21.89	11.85	33.74
143	Tuckpointer, Caulker or Cleaner	35.25	13.15	48.40
144	Underwater Diver (Except on Great Lakes)	34.48	15.90	50.38
150	Heavy Equipment Operator - ELECTRICAL LINE CONSTRUCTION ONLY	34.43	15.24	49.67
151	Light Equipment Operator -ELECTRICAL LINE CONSTRUCTION ONLY	35.50	15.89	51.39

Fringe Benefits Must Be Paid On <u>All</u> Hours Worked		HOURLY BASIC RATE OF PAY	HOURLY FRINGE BENEFITS	TOTAL
CODE	TRADE OR OCCUPATION	\$	\$	\$
152	Heavy Truck Driver - ELECTRICAL LINE CONSTRUCTION ONLY	26.78	13.63	40.41
153	Light Truck Driver - ELECTRICAL LINE CONSTRUCTION ONLY	24.86	12.97	37.83
154	Groundman - ELECTRICAL LINE CONSTRUCTION ONLY	21.75	12.70	34.45

TRUCK DRIVERS

Fringe Benefits Must Be Paid On <u>All</u> Hours Worked		HOURLY BASIC RATE OF PAY	HOURLY FRINGE BENEFITS	TOTAL
CODE	TRADE OR OCCUPATION	\$	\$	\$
201	Single Axle or Two Axle	34.22	19.90	54.12
203	Three or More Axle Future Increase(s): Add \$1.30/hr on 6/1/2014. Premium Increase(s): DOT PREMIUM: Pay two times the hourly basic rate on Sunday, New Year's Day, Memorial Day, Independence Day, Labor Day, Thanksgiving Day & Christmas Day.	24.52	17.77	42.29
204	Articulated, Euclid, Dumptor, Off Road Material Hauler Future Increase(s): Add \$1.75/hr on 6/1/14); Add \$1.25/hr on 6/1/15); Add \$1.30/hr on 6/1/16); Add \$1.25/hr on 6/1/17. Premium Increase(s): DOT PREMIUMS: 1) Pay two times the hourly basic rate on Sunday, New Year's Day, Memorial Day, Independence Day, Labor Day, Thanksgiving Day & Christmas Day. 2) Add \$1.50/hr night work premium. See DOT'S website for details about the applicability of this night work premium at: http://www.dot.wi.gov/business/civilrights/laborwages/pwc.htm .	29.27	20.40	49.67
205	Pavement Marking Vehicle	23.31	17.13	40.44
206	Shadow or Pilot Vehicle	34.22	19.90	54.12
207	Truck Mechanic	23.31	17.13	40.44

LABORERS

Fringe Benefits Must Be Paid On <u>All</u> Hours Worked		HOURLY BASIC RATE OF PAY	HOURLY FRINGE BENEFITS	TOTAL
CODE	TRADE OR OCCUPATION	\$	\$	\$
301	General Laborer Future Increase(s): Add \$1.60/hr on 6/1/2014. Premium Increase(s): Add \$.10/hr for topman, air tool operator, vibrator or tamper operator (mechanical hand operated), chain saw operator and demolition burning torch laborer; Add \$.15/hr for bituminous worker (raker and luteman), formsetter (curb, sidewalk and pavement) and strike off man; Add \$.20/hr for blaster and powderman; Add \$.25/hr for bottomman; Add \$.35/hr for line and grade specialist; Add \$.45/hr for pipelayer. / DOT PREMIUMS: 1) Pay two times the hourly basic rate on Sunday, New Year's Day, Memorial Day, Independence Day, Labor Day, Thanksgiving Day & Christmas Day. 2) Add \$1.25/hr for work on projects involving temporary traffic control setup, for lane and shoulder closures, when work under artificial illumination conditions is necessary as required by the project provisions (including prep time prior to and/or cleanup after such time period).	29.32	14.63	43.95
302	Asbestos Abatement Worker	24.36	14.44	38.80
303	Landscaper Future Increase(s): Add \$1.60/hr on 6/1/14. Premium Increase(s): DOT PREMIUMS: 1) Pay two times the hourly basic rate on Sunday, New Year's Day, Memorial Day, Independence Day, Labor Day, Thanksgiving Day & Christmas Day. 2) Add \$1.25/hr for work on projects involving temporary traffic control setup, for lane and shoulder closures, when work under artificial illumination conditions is necessary as required by the project provisions (including prep time prior to and/or cleanup after such time period).	29.32	14.63	43.95
304	Flagperson or Traffic Control Person Future Increase(s): Add \$1.60/hr on 6/1/2014. Premium Increase(s): DOT PREMIUMS: 1) Pay two times the hourly basic rate on Sunday, New Year's Day, Memorial Day, Independence Day, Labor Day, Thanksgiving Day & Christmas Day. 2) Add \$1.25/hr when the Wisconsin Department of Transportation or responsible governing agency requires that work be performed at night under artificial illumination with traffic control and the work is completed after sunset and before sunrise.	25.67	14.63	40.30
311	Fiber Optic Laborer (Outside, Other Than Concrete Encased)	18.31	12.67	30.98
314	Railroad Track Laborer	23.46	3.30	26.76

**HEAVY EQUIPMENT OPERATORS
AIRPORT PAVEMENT OR STATE HIGHWAY CONSTRUCTION**

Fringe Benefits Must Be Paid On <u>All</u> Hours Worked		HOURLY BASIC RATE OF PAY	HOURLY FRINGE BENEFITS	TOTAL
CODE	TRADE OR OCCUPATION	\$	\$	\$
531	Crane, Tower Crane, Pedestal Tower or Derrick, With Boom, Leads &/or Jib Lengths Measuring 176 Ft or Over; Crane, Tower Crane, Pedestal Tower or Derrick, With or Without Attachments, With a Lifting Capacity of Over 100 Tons, Self-Erecting Tower Crane With a Lifting Capacity Of Over 4,000 Lbs., Crane With Boom Dollies; Traveling Crane (Bridge Type). Future Increase(s): Add \$1.75/hr on 6/1/2014); Add \$1.25/hr on 6/1/2015); Add \$1.30/hr on 6/1/2016); Add \$1.25/hr on 6/1/2017. Premium Increase(s): DOT PREMIUMS: 1) Pay two times the hourly basic rate on Sunday, New Year's Day, Memorial Day, Independence Day, Labor Day, Thanksgiving Day & Christmas Day. 2) Add \$1.50/hr night work premium. See DOT'S website for details about the applicability of this night work premium at: http://www.dot.wi.gov/business/civilrights/laborwages/pwc.htm .	36.72	20.40	57.12
532	Backhoe (Track Type) Having a Mfgr.'s Rated Capacity of 130,000 Lbs. or Over; Caisson Rig; Crane, Tower Crane, Portable Tower, Pedestal Tower or Derrick, With Boom, Leads &/or Jib Lengths Measuring 175 Ft or Under; Crane, Tower Crane, Portable Tower, Pedestal Tower or Derrick, With or Without Attachments, With a Lifting Capacity of 100 Tons or Under, Self-Erecting Tower Crane With A Lifting Capacity Of 4,000 Lbs., & Under; Dredge (NOT Performing Work on the Great Lakes); Licensed Boat Pilot (NOT Performing Work on the Great Lakes); Pile Driver. Future Increase(s): Add \$1.75/hr on 6/1/2014); Add \$1.25/hr on 6/1/2015); Add \$1.30/hr on 6/1/2016); Add \$1.25/hr on 6/1/2017. Premium Increase(s): DOT PREMIUMS: 1) Pay two times the hourly basic rate on Sunday, New Year's Day, Memorial Day, Independence Day, Labor Day, Thanksgiving Day & Christmas Day. 2) Add \$1.50/hr night work premium. See DOT'S website for details about the applicability of this night work premium at: http://www.dot.wi.gov/business/civilrights/laborwages/pwc.htm .	36.22	20.40	56.62

Fringe Benefits Must Be Paid On <u>All</u> Hours Worked		HOURLY BASIC RATE OF PAY	HOURLY FRINGE BENEFITS	TOTAL
CODE	TRADE OR OCCUPATION	\$	\$	\$
533	<p>Air Track, Rotary or Percussion Drilling Machine &/or Hammers, Blaster; Asphalt Heater, Planer & Scarifier; Asphalt Milling Machine; Asphalt Screed; Automatic Subgrader (Concrete); Backhoe (Track Type) Having a Mfgr.'s Rated Capacity of Under 130,000 Lbs., Backhoe (Mini, 15,000 Lbs. & Under); Bituminous (Asphalt) Plant & Paver, Screed; Boatmen (NOT Performing Work on the Great Lakes); Boring Machine (Directional, Horizontal or Vertical); Bridge (Bidwell) Paver; Bulldozer or Endloader; Concrete Batch Plant, Batch Hopper; Concrete Breaker (Large, Auto, Vibratory/Sonic, Manual or Remote); Concrete Bump Cutter, Grinder, Planing or Grooving Machine; Concrete Conveyor System; Concrete Laser/Screed; Concrete Paver (Slipform); Concrete Pump, Concrete Conveyor (Rotec or Bidwell Type); Concrete Slipform Placer Curb & Gutter Machine; Concrete Spreader & Distributor; Crane (Carry Deck, Mini) or Truck Mounted Hydraulic Crane (10 Tons or Under); Crane Wlth a Lifting Capacity of 25 Tons or Under; Forestry Equipment, Timbco, Tree Shear, Tub Grinder, Processor; Gradall (Cruz-Aire Type); Grader or Motor Patrol; Grout Pump; Hydro-Blaster (10,000 PSI or Over); Loading Machine (Conveyor); Material or Stack Hoist; Mechanic or Welder; Milling Machine; Post Hole Digger or Driver; Roller (Over 5 Ton); Scraper (Self Propelled or Tractor Drawn) 5 cu yds or More Capacity; Shoulder Widener; Sideboom; Skid Rig; Stabilizing or Concrete Mixer (Self-Propelled or 14S or Over); Straddle Carrier or Travel Lift; Tractor (Scraper, Dozer, Pusher, Loader); Tractor or Truck Mounted Hydraulic Backhoe; Trencher (Wheel Type or Chain Type); Tube Finisher; Tugger (NOT Performing Work on the Great Lakes); Winches & A-Frames.</p> <p>Future Increase(s): Add \$1.75/hr on 6/1/2014); Add \$1.25/hr on 6/1/2015); Add \$1.30/hr on 6/1/2016); Add \$1.25/hr on 6/1/2017.</p> <p>Premium Increase(s): DOT PREMIUMS: 1) Pay two times the hourly basic rate on Sunday, New Year's Day, Memorial Day, Independence Day, Labor Day, Thanksgiving Day & Christmas Day. 2) Add \$1.50/hr night work premium. See DOT'S website for details about the applicability of this night work premium at: http://www.dot.wi.gov/business/civilrights/laborwages/pwc.htm.</p>	35.72	20.40	56.12

Fringe Benefits Must Be Paid On <u>All</u> Hours Worked		HOURLY BASIC RATE OF PAY	HOURLY FRINGE BENEFITS	TOTAL
CODE	TRADE OR OCCUPATION	\$	\$	\$
534	<p>Belting, Burlap, Texturing Machine; Broom or Sweeper; Compactor (Self-Propelled or Tractor Mounted, Towed & Light Equipment); Concrete Finishing Machine (Road Type); Environmental Burner; Farm or Industrial Type Tractor; Fireman (Asphalt Plant, Pile Driver & Derrick NOT Performing Work on the Great Lakes); Forklift; Greaser; Hoist (Tugger, Automatic); Jeep Digger; Joint Sawyer (Multiple Blade); Launch (NOT Performing Work on the Great Lakes); Lift Slab Machine; Mechanical Float; Mulcher; Power Subgrader; Robotic Tool Carrier (With or Without Attachments); Roller (Rubber Tire, 5 Ton or Under); Self Propelled Chip Spreader; Shouldering Machine; Skid Steer Loader (With or Without Attachments); Telehandler; Tining or Curing Machine.</p> <p>Future Increase(s): Add \$1.75/hr on 6/1/2014); Add \$1.25/hr on 6/1/2015); Add \$1.30/hr on 6/1/2016); Add \$1.25/hr on 6/1/2017.</p> <p>Premium Increase(s): DOT PREMIUMS: 1) Pay two times the hourly basic rate on Sunday, New Year's Day, Memorial Day, Independence Day, Labor Day, Thanksgiving Day & Christmas Day. 2) Add \$1.50/hr night work premium. See DOT'S website for details about the applicability of this night work premium at: http://www.dot.wi.gov/business/civilrights/laborwages/pwc.htm.</p>	35.46	20.40	55.86
535	<p>Air Compressor (&/or 400 CFM or Over); Air, Electric or Hydraulic Jacking System; Augers (Vertical & Horizontal); Automatic Belt Conveyor & Surge Bin; Boiler (Temporary Heat); Concrete Proportioning Plant; Crusher, Screening or Wash Plant; Generator (&/or 150 KW or Over); Heaters (Mechanical); High Pressure Utility Locating Machine (Daylighting Machine); Mudjack; Oiler; Prestress Machine; Pug Mill; Pump (3 Inch or Over) or Well Points; Rock, Stone Breaker; Screed (Milling Machine); Stump Chipper; Tank Car Heaters; Vibratory Hammer or Extractor, Power Pack.</p> <p>Future Increase(s): Add \$1.75/hr on 6/1/2014); Add \$1.25/hr on 6/1/2015); Add \$1.30/hr on 6/1/2016); Add \$1.25/hr on 6/1/2017.</p> <p>Premium Increase(s): DOT PREMIUMS: 1) Pay two times the hourly basic rate on Sunday, New Year's Day, Memorial Day, Independence Day, Labor Day, Thanksgiving Day & Christmas Day. 2) Add \$1.50/hr night work premium. See DOT'S website for details about the applicability of this night work premium at: http://www.dot.wi.gov/business/civilrights/laborwages/pwc.htm.</p>	35.17	20.40	55.57
536	Fiber Optic Cable Equipment.	26.69	16.65	43.34
537	Work Performed on the Great Lakes Including Diver; Wet Tender or Hydraulic Dredge Engineer.	38.80	20.17	58.97
538	Work Performed on the Great Lakes Including 70 Ton & Over Tug Operator; Assistant Hydraulic Dredge Engineer; Crane or Backhoe Operator; Hydraulic Dredge Leverman or Diver's Tender; Mechanic or Welder.	38.80	20.17	58.97

Fringe Benefits Must Be Paid On <u>All</u> Hours Worked				
<u>CODE</u>	<u>TRADE OR OCCUPATION</u>	<u>HOURLY BASIC RATE OF PAY</u>	<u>HOURLY FRINGE BENEFITS</u>	<u>TOTAL</u>
		\$	\$	\$
539	Work Performed on the Great Lakes Including Deck Equipment Operator or Machineryman (Maintains Cranes Over 50 Tons or Backhoes 115,000 Lbs. or More); Tug, Launch or Loader, Dozer or Like Equipment When Operated on a Barge, Breakwater Wall, Slip, Dock or Scow, Deck Machinery.	34.50	20.04	54.54
540	Work Performed on the Great Lakes Including Deck Equipment Operator, Machineryman or Fireman (Operates 4 Units or More or Maintains Cranes 50 Tons or Under or Backhoes 115,000 Lbs. or Under); Deck Hand, Deck Engineer or Assistant Tug Operator; Off Road Trucks-Great Lakes ONLY.	34.50	20.04	54.54

LOCAL STREET OR MISCELLANEOUS PAVING CONSTRUCTION

Includes roads, streets, alleys, trails, bridges, paths, racetracks, parking lots and driveways (except residential or agricultural), public sidewalks or other similar projects (excluding projects awarded by the Wisconsin Department of Transportation).

SKILLED TRADES

Fringe Benefits Must Be Paid On <u>All</u> Hours Worked		HOURLY BASIC RATE OF PAY	HOURLY FRINGE BENEFITS	TOTAL
<u>CODE</u>	<u>TRADE OR OCCUPATION</u>	\$	\$	\$
103	Bricklayer, Blocklayer or Stonemason	32.01	17.35	49.36
105	Carpenter	32.93	19.93	52.86
107	Cement Finisher	31.48	15.68	47.16
109	Electrician	31.27	22.81	54.08
111	Fence Erector	24.72	0.00	24.72
116	Ironworker	31.25	19.46	50.71
118	Line Constructor (Electrical)	38.25	17.31	55.56
124	Painter	24.50	16.60	41.10
125	Pavement Marking Operator	30.00	0.00	30.00
126	Piledriver	30.98	15.90	46.88
133	Rofer or Waterproofer	29.40	6.25	35.65
137	Teledata Technician or Installer	21.89	11.85	33.74
143	Tuckpointer, Caulker or Cleaner	35.25	13.15	48.40
144	Underwater Diver (Except on Great Lakes)	38.80	20.17	58.97
150	Heavy Equipment Operator - ELECTRICAL LINE CONSTRUCTION ONLY	34.43	15.24	49.67
151	Light Equipment Operator -ELECTRICAL LINE CONSTRUCTION ONLY	30.60	14.86	45.46
152	Heavy Truck Driver - ELECTRICAL LINE CONSTRUCTION ONLY	26.78	13.63	40.41
153	Light Truck Driver - ELECTRICAL LINE CONSTRUCTION ONLY	24.86	12.97	37.83
154	Groundman - ELECTRICAL LINE CONSTRUCTION ONLY	21.75	12.70	34.45

TRUCK DRIVERS

Fringe Benefits Must Be Paid On <u>All</u> Hours Worked		HOURLY BASIC RATE OF PAY	HOURLY FRINGE BENEFITS	TOTAL
<u>CODE</u>	<u>TRADE OR OCCUPATION</u>	\$	\$	\$
201	Single Axle or Two Axle	30.00	15.00	45.00

Fringe Benefits Must Be Paid On <u>All</u> Hours Worked		HOURLY BASIC RATE OF PAY	HOURLY FRINGE BENEFITS	TOTAL
CODE	TRADE OR OCCUPATION	\$	\$	\$
203	Three or More Axle	17.00	0.00	17.00
204	Articulated, Euclid, Dumptor, Off Road Material Hauler	32.89	18.96	51.85
205	Pavement Marking Vehicle	17.00	0.00	17.00
206	Shadow or Pilot Vehicle	30.00	15.00	45.00
207	Truck Mechanic	17.00	0.00	17.00

LABORERS

Fringe Benefits Must Be Paid On <u>All</u> Hours Worked		HOURLY BASIC RATE OF PAY	HOURLY FRINGE BENEFITS	TOTAL
CODE	TRADE OR OCCUPATION	\$	\$	\$
301	General Laborer	28.07	13.25	41.32
303	Landscaper Future Increase(s): Add \$1.60/hr on 6/1/14. Premium Increase(s): DOT PREMIUMS: 1) Pay two times the hourly basic rate on Sunday, New Year's Day, Memorial Day, Independence Day, Labor Day, Thanksgiving Day & Christmas Day. 2) Add \$1.25/hr for work on projects involving temporary traffic control setup, for lane and shoulder closures, when work under artificial illumination conditions is necessary as required by the project provisions (including prep time prior to and/or cleanup after such time period).	29.04	14.63	43.67
304	Flagperson or Traffic Control Person	24.70	10.72	35.42
311	Fiber Optic Laborer (Outside, Other Than Concrete Encased)	18.31	12.67	30.98
314	Railroad Track Laborer	23.46	3.30	26.76

**HEAVY EQUIPMENT OPERATORS
CONCRETE PAVEMENT OR BRIDGE WORK**

Fringe Benefits Must Be Paid On <u>All</u> Hours Worked		HOURLY BASIC RATE OF PAY	HOURLY FRINGE BENEFITS	TOTAL
CODE	TRADE OR OCCUPATION	\$	\$	\$
541	Crane, Tower Crane, Pedestal Tower or Derrick, With or Without Attachments, With a Lifting Capacity of Over 100 Tons, Self-Erecting Tower Crane With a Lifting Capacity Of Over 4,000 Lbs., Crane With Boom Dollies; Crane, Tower Crane, Pedestal Tower or Derrick, With Boom, Leads &/or Jib Lengths Measuring 176 Ft or Over; Master Mechanic. Future Increase(s): Add \$1.75/hr on 6/1/2014); Add \$1.25/hr on 6/1/2015); Add \$1.30/hr on 6/1/2016); Add \$1.25/hr on 6/1/2017. Premium Increase(s): DOT PREMIUMS: 1) Pay two times the hourly basic rate on Sunday, New Year's Day, Memorial Day, Independence Day, Labor Day, Thanksgiving Day & Christmas Day. 2) Add \$1.50/hr night work premium. See DOT'S website for details about the applicability of this night work premium at: http://www.dot.wi.gov/business/civilrights/laborwages/pwc.htm .	36.72	20.40	57.12
542	Backhoe (Track Type) Having a Mfgr.'s Rated Capacity of 130,000 Lbs. or Over; Caisson Rig; Crane, Tower Crane, Portable Tower, Pedestal Tower or Derrick, With or Without Attachments, With a Lifting Capacity of 100 Tons or Under, Self-Erecting Tower Crane With a Lifting Capacity of 4,000 Lbs. & Under; Crane, Tower Crane Portable Tower, Pedestal Tower or Derrick, With Boom, Leads &/or Jib Lengths Measuring 175 Ft or Under; Dredge (NOT Performing Work on the Great Lakes); Licensed Boat Pilot (NOT Performing Work on the Great Lakes); Pile Driver. Future Increase(s): Add \$1.75/hr on 6/1/2014); Add \$1.25/hr on 6/1/2015); Add \$1.30/hr on 6/1/2016); Add \$1.25/hr on 6/1/2017. Premium Increase(s): DOT PREMIUMS: 1) Pay two times the hourly basic rate on Sunday, New Year's Day, Memorial Day, Independence Day, Labor Day, Thanksgiving Day & Christmas Day. 2) Add \$1.50/hr night work premium. See DOT'S website for details about the applicability of this night work premium at: http://www.dot.wi.gov/business/civilrights/laborwages/pwc.htm .	36.22	20.40	56.62

Fringe Benefits Must Be Paid On <u>All</u> Hours Worked		HOURLY BASIC RATE OF PAY	HOURLY FRINGE BENEFITS	TOTAL
CODE	TRADE OR OCCUPATION	\$	\$	\$
543	<p>Air Track, Rotary or Percussion Drilling Machine &/or Hammers, Blaster; Automatic Subgrader (Concrete); Backhoe (Track Type) Having a Mfgr.'s Rated Capacity of Under 130,000 Lbs., Backhoe (Mini, 15,000 Lbs. & Under); Boring Machine (Directional, Horizontal or Vertical); Bridge (Bidwell) Paver; Bulldozer or Endloader; Concrete Batch Plant, Batch Hopper; Concrete Breaker (Large, Auto, Vibratory/Sonic, Manual or Remote); Concrete Bump Cutter, Grinder, Planing or Grooving Machine; Concrete Conveyor System; Concrete Laser/Screed; Concrete Paver (Slipform); Concrete Pump, Concrete Conveyor (Rotec or Bidwell Type); Concrete Slipform Placer Curb & Gutter Machine; Concrete Spreader & Distributor; Crane (Carry Deck, Mini) or Truck Mounted Hydraulic Crane (10 Tons or Under); Crane With a Lifting Capacity of 25 Tons or Under; Forestry Equipment, Timbco, Tree Shear, Tub Grinder, Processor; Gradall (Cruz-Aire Type); Grader or Motor Patrol; Grout Pump; Hydro-Blaster (10,000 PSI or Over); Loading Machine (Conveyor); Manhoist; Material or Stack Hoist; Mechanic or Welder; Milling Machine; Post Hole Digger or Driver; Scraper (Self Propelled or Tractor Drawn) 5 cu yds or More Capacity; Shoulder Widener; Sideboom; Skid Rig; Stabilizing or Concrete Mixer (Self-Propelled or 14S or Over); Straddle Carrier or Travel Lift; Tractor (Scraper, Dozer, Pusher, Loader); Tractor or Truck Mounted Hydraulic Backhoe; Trencher (Wheel Type or Chain Type); Tube Finisher; Tugger (NOT Performing Work on the Great Lakes); Winches & A-Frames.</p> <p>Future Increase(s): Add \$1.75/hr on 6/1/2014); Add \$1.25/hr on 6/1/2015); Add \$1.30/hr on 6/1/2016); Add \$1.25/hr on 6/1/2017.</p> <p>Premium Increase(s): DOT PREMIUMS: 1) Pay two times the hourly basic rate on Sunday, New Year's Day, Memorial Day, Independence Day, Labor Day, Thanksgiving Day & Christmas Day. 2) Add \$1.50/hr night work premium. See DOT'S website for details about the applicability of this night work premium at: http://www.dot.wi.gov/business/civilrights/laborwages/pwc.htm.</p>	35.72	20.40	56.12
544	<p>Backfiller; Belting, Burlap, Texturing Machine; Broom or Sweeper; Compactor (Self-Propelled or Tractor Mounted, Towed & Light Equipment); Concrete Finishing Machine (Road Type); Environmental Burner; Farm or Industrial Type Tractor; Fireman (Pile Driver & Derrick NOT Performing Work on the Great Lakes); Forklift; Greaser; Jeep Digger; Joint Sawyer (Multiple Blade); Launch (NOT Performing Work on the Great Lakes); Lift Slab Machine; Mechanical Float; Mulcher; Power Subgrader; Robotic Tool Carrier (With or Without Attachments); Self Propelled Chip Spreader; Shouldering Machine; Skid Steer Loader (With or Without Attachments); Telehandler; Tining or Curing Machine.</p>	33.96	19.79	53.75
545	<p>Air Compressor (&/or 400 CFM or Over); Air, Electric or Hydraulic Jacking System; Automatic Belt Conveyor & Surge Bin; Boiler (Temporary Heat); Concrete Proportioning Plant; Crusher, Screening or Wash Plant; Generator (&/or 150 KW or Over); Heaters (Mechanical); High Pressure Utility Locating Machine (Daylighting Machine); Mudjack; Oiler; Prestress Machine; Pug Mill; Pump (3 Inch or Over) or Well Points; Rock, Stone Breaker; Screed (Milling Machine); Stump Chipper; Tank Car Heaters; Vibratory Hammer or Extractor, Power Pack.</p>	30.32	18.46	48.78
546	Fiber Optic Cable Equipment.	26.69	16.65	43.34

Fringe Benefits Must Be Paid On <u>All</u> Hours Worked				
CODE	TRADE OR OCCUPATION	HOURLY BASIC RATE OF PAY	HOURLY FRINGE BENEFITS	TOTAL
		\$	\$	\$
547	Work Performed on the Great Lakes Including Diver; Wet Tender or Hydraulic Dredge Engineer.	38.80	20.17	58.97
548	Work Performed on the Great Lakes Including 70 Ton & Over Tug Operator; Assistant Hydraulic Dredge Engineer; Crane or Backhoe Operator; Hydraulic Dredge Leverman or Diver's Tender; Mechanic or Welder.	38.80	20.17	58.97
549	Work Performed on the Great Lakes Including Deck Equipment Operator or Machineryman (Maintains Cranes Over 50 Tons or Backhoes 115,000 Lbs. or more); Tug, Launch or Loader, Dozer or Like Equipment When Operated on a Barge, Breakwater Wall, Slip, Dock or Scow, Deck Machinery.	34.50	20.04	54.54
550	Work Performed on the Great Lakes Including Deck Equipment Operator; Machineryman or Fireman (Operates 4 Units or More or Maintains Cranes 50 Tons or Under or Backhoes 115,000 Lbs. or Under); Deck Hand, Deck Engineer or Assistant Tug Operator; Off Road Trucks - Great Lakes ONLY.	34.50	20.04	54.54

**HEAVY EQUIPMENT OPERATORS
ASPHALT PAVEMENT OR OTHER WORK**

Fringe Benefits Must Be Paid On <u>All</u> Hours Worked				
CODE	TRADE OR OCCUPATION	HOURLY BASIC RATE OF PAY	HOURLY FRINGE BENEFITS	TOTAL
		\$	\$	\$
551	Crane, Tower Crane, Pedestal Tower or Derrick, With or Without Attachments, With a Lifting Capacity of Over 100 Tons, Self Erecting Tower Crane With a Lifting Capacity of Over 4,000 Lbs., Crane With Boom Dollies; Crane, Tower Crane, Pedestal Tower or Derrick, With Boom, Leads and/or Jib Lengths Measuring 176 Ft or Over; Master Mechanic.	35.12	18.46	53.58
552	Backhoe (Track Type) Having a Mfgr.'s Rated Capacity of 130,000 Lbs. or Over; Caisson Rig; Crane, Tower Crane, Portable Tower, Pedestal Tower or Derrick, With or Without Attachments, With a Lifting Capacity of 100 Tons or Under, Self-Erecting Tower Crane With a Lifting Capacity Of 4,000 Lbs. & Under; Crane, Tower Crane, Portable Tower, Pedestal Tower or Derrick, With Boom, Leads &/or Jib Lengths Measuring 175 Ft or Under; Dredge (NOT Performing Work on the Great Lakes); Licensed Boat Pilot (NOT Performing Work on the Great Lakes); Pile Driver. Future Increase(s): Add \$1.75/hr on 6/1/2014); Add \$1.25/hr on 6/1/2015); Add \$1.30/hr on 6/1/2016); Add \$1.25/hr on 6/1/2017. Premium Increase(s): DOT PREMIUMS: 1) Pay two times the hourly basic rate on Sunday, New Year's Day, Memorial Day, Independence Day, Labor Day, Thanksgiving Day & Christmas Day. 2) Add \$1.50/hr night work premium. See DOT'S website for details about the applicability of this night work premium at: http://www.dot.wi.gov/business/civilrights/laborwages/pwc.htm .	36.22	20.40	56.62

Fringe Benefits Must Be Paid On <u>All</u> Hours Worked		HOURLY BASIC RATE OF PAY	HOURLY FRINGE BENEFITS	TOTAL
CODE	TRADE OR OCCUPATION	\$	\$	\$
553	Air, Track, Rotary or Percussion Drilling Machine &/or Hammers, Blaster; Asphalt Heater, Planer & Scarifier; Asphalt Milling Machine; Asphalt Screed; Backhoe (Track Type) Having a Mfgr.'s Rated Capacity of Under 130,000 Lbs., Backhoe (Mini, 15,000 Lbs. & Under); Bituminous (Asphalt) Plant & Paver, Screed; Boring Machine (Directional, Horizontal or Vertical); Bulldozer or Endloader; Concrete Breaker (Large, Auto, Vibratory/Sonic, Manual or Remote); Concrete Conveyor System; Concrete Laser/Screed; Concrete Slipform Placer Curb & Gutter Machine; Crane (Carry Deck, Mini) or Truck Mounted Hydraulic Crane (10 Tons or Under); Crane With a Lifting Capacity of 25 Tons or Under; Forestry Equipment, Timbco, Tree Shear, Tub Grinder, Processor; Gradall (Cruz-Aire Type); Grader or Motor Patrol; Hydro-Blaster (10,000 PSI or Over); Loading Machine (Conveyor); Manhoist; Material or Stack Hoist; Mechanic or Welder; Milling Machine; Post Hole Digger or Driver; Railroad Track Rail Leveling Machine, Tie Placer, Extractor, Tamper, Stone Leveler or Rehabilitation Equipment; Roller (Over 5 Ton); Scraper (Self Propelled or Tractor Drawn) 5 cu yds or More Capacity; Shoulder Widener; Sideboom; Skid Rig; Stabilizing or Concrete Mixer (Self-Propelled or 14S or Over); Tractor (Scraper, Dozer, Pusher, Loader); Tractor or Truck Mounted Hydraulic Backhoe; Trencher (Wheel Type or Chain Type); Tube Finisher; Tugger (NOT Performing Work on the Great Lakes); Winches & A-Frames.	32.89	18.96	51.85
554	Backfiller; Broom or Sweeper; Compactor (Self-Propelled or Tractor Mounted, Towed & Light Equipment); Concrete Finishing Machine (Road Type); Environmental Burner; Farm or Industrial Type Tractor; Fireman (Asphalt Plant, Pile Driver & Derrick NOT Performing Work on the Great Lakes); Forklift; Greaser; Hoist (Tugger, Automatic); Jeep Digger; Joint Sawyer (Multiple Blade); Launch (NOT Performing Work on the Great Lakes); Lift Slab Machine; Mechanical Float; Mulcher; Power Subgrader; Robotic Tool Carrier (With or Without Attachments); Roller (Rubber Tire, 5 Ton or Under); Self-Propelled Chip Spreader; Shouldering Machine; Skid Steer Loader (With or Without Attachments); Telehandler.	33.67	19.48	53.15
555	Air Compressor (&/or 400 CFM or Over); Air, Electric or Hydraulic Jacking System; Augers (Vertical & Horizontal); Automatic Belt Conveyor & Surge Bin; Boiler (Temporary Heat); Crusher, Screening or Wash Plant; Generator (&/or 150 KW or Over); Heaters (Mechanical); High Pressure Utility Locating Machine (Daylighting Machine); Mudjack; Oiler; Prestress Machine; Pug Mill; Pump (3 Inch or Over) or Well Points; Rock, Stone Breaker; Screed (Milling Machine); Stump Chipper; Tank Car Heaters; Vibratory Hammer or Extractor, Power Pack. Future Increase(s): Add \$1.75/hr on 6/1/2014); Add \$1.25/hr on 6/1/2015); Add \$1.30/hr on 6/1/2016); Add \$1.25/hr on 6/1/2017. Premium Increase(s): DOT PREMIUMS: 1) Pay two times the hourly basic rate on Sunday, New Year's Day, Memorial Day, Independence Day, Labor Day, Thanksgiving Day & Christmas Day. 2) Add \$1.50/hr night work premium. See DOT'S website for details about the applicability of this night work premium at: http://www.dot.wi.gov/business/civilrights/laborwages/pwc.htm .	35.17	20.40	55.57
556	Fiber Optic Cable Equipment.	26.69	16.65	43.34

RESIDENTIAL OR AGRICULTURAL CONSTRUCTION

Includes single family houses or apartment buildings of no more than four (4) stories in height and all buildings, structures or facilities that are primarily used for agricultural or farming purposes, excluding commercial buildings. For classification purposes, the exterior height of a residential building, in terms of stories, is the primary consideration. All incidental items such as site work, driveways, parking lots, private sidewalks, private septic systems or sewer and water laterals connected to a public system and swimming pools are included within this definition. Residential buildings of five (5) stories and above are NOT included within this definition.

SKILLED TRADES

Fringe Benefits Must Be Paid On <u>All</u> Hours Worked		HOURLY BASIC RATE OF PAY	HOURLY FRINGE BENEFITS	TOTAL
<u>CODE</u>	<u>TRADE OR OCCUPATION</u>	\$	\$	\$
101	Acoustic Ceiling Tile Installer Future Increase(s): Add \$1.25/hr on 6/2/2014.	33.68	19.81	53.49
102	Boilermaker	26.00	4.73	30.73
103	Bricklayer, Blocklayer or Stonemason	32.01	13.26	45.27
104	Cabinet Installer	22.00	1.05	23.05
105	Carpenter	30.48	3.24	33.72
106	Carpet Layer or Soft Floor Coverer	23.68	3.20	26.88
107	Cement Finisher	20.93	5.94	26.87
108	Drywall Taper or Finisher	22.50	0.88	23.38
109	Electrician	27.50	7.47	34.97
110	Elevator Constructor	42.86	23.84	66.70
111	Fence Erector	18.52	4.89	23.41
112	Fire Sprinkler Fitter	52.82	5.54	58.36
113	Glazier	38.03	13.42	51.45
114	Heat or Frost Insulator	30.00	0.00	30.00
115	Insulator (Batt or Blown)	19.00	14.33	33.33
116	Ironworker	31.25	19.46	50.71
117	Lather	30.48	3.24	33.72
119	Marble Finisher	26.89	19.18	46.07
120	Marble Mason	32.01	13.26	45.27
121	Metal Building Erector	17.00	3.82	20.82
123	Overhead Door Installer	12.00	0.00	12.00
124	Painter	20.00	4.22	24.22

Fringe Benefits Must Be Paid On <u>All</u> Hours Worked		HOURLY BASIC RATE OF PAY	HOURLY FRINGE BENEFITS	TOTAL
CODE	TRADE OR OCCUPATION	\$	\$	\$
125	Pavement Marking Operator	30.00	0.00	30.00
129	Plasterer	25.00	0.00	25.00
130	Plumber	30.00	10.62	40.62
132	Refrigeration Mechanic	19.75	8.56	28.31
133	Roofer or Waterproofer	17.00	3.72	20.72
134	Sheet Metal Worker	21.03	3.40	24.43
135	Steamfitter	31.72	16.10	47.82
137	Teledata Technician or Installer	24.75	8.09	32.84
138	Temperature Control Installer	22.50	0.70	23.20
139	Terrazzo Finisher	26.89	19.18	46.07
140	Terrazzo Mechanic	30.20	18.42	48.62
141	Tile Finisher	23.77	16.50	40.27
142	Tile Setter	21.00	0.00	21.00
143	Tuckpointer, Caulker or Cleaner	32.50	0.02	32.52
146	Well Driller or Pump Installer	27.60	5.80	33.40
147	Siding Installer	20.18	0.00	20.18

TRUCK DRIVERS

Fringe Benefits Must Be Paid On <u>All</u> Hours Worked		HOURLY BASIC RATE OF PAY	HOURLY FRINGE BENEFITS	TOTAL
CODE	TRADE OR OCCUPATION	\$	\$	\$
201	Single Axle or Two Axle	28.05	4.16	32.21
203	Three or More Axle	18.00	2.37	20.37
205	Pavement Marking Vehicle	18.00	2.37	20.37
207	Truck Mechanic	19.00	1.85	20.85

LABORERS

Fringe Benefits Must Be Paid On <u>All</u> Hours Worked		HOURLY BASIC RATE OF PAY	HOURLY FRINGE BENEFITS	TOTAL
CODE	TRADE OR OCCUPATION	\$	\$	\$
301	General Laborer	18.14	10.16	28.30
302	Asbestos Abatement Worker	17.00	3.86	20.86

Fringe Benefits Must Be Paid On <u>All</u> Hours Worked		HOURLY BASIC RATE OF PAY	HOURLY FRINGE BENEFITS	TOTAL
CODE	TRADE OR OCCUPATION	\$	\$	\$
303	Landscaper	30.00	0.00	30.00
311	Fiber Optic Laborer (Outside, Other Than Concrete Encased)	18.31	12.67	30.98
315	Final Construction Clean-Up Worker	16.00	0.00	16.00

**HEAVY EQUIPMENT OPERATORS
RESIDENTIAL OR AGRICULTURAL CONSTRUCTION**

Fringe Benefits Must Be Paid On <u>All</u> Hours Worked		HOURLY BASIC RATE OF PAY	HOURLY FRINGE BENEFITS	TOTAL
CODE	TRADE OR OCCUPATION	\$	\$	\$
557	Asphalt Heater, Planer & Scarifier; Asphalt Milling Machine; Asphalt Screed; Backhoe (Track Type); Backhoe (Mini, 15,000 Lbs. & Under); Bituminous (Asphalt) Plant & Paver, Screed; Boring Machine (Directional, Horizontal or Vertical); Bulldozer or Endloader; Concrete Breaker (Large, Auto, Vibratory/Sonic, Manual or Remote); Concrete Bump Cutter, Grinder, Planing or Grooving Machine; Concrete Conveyor System; Concrete Laser/Screed; Concrete Paver (Slipform); Concrete Pump, Concrete Conveyor (Rotec or Bidwell Type); Concrete Slipform Placer Curb & Gutter Machine; Concrete Spreader & Distributor; Crane (Carry Deck, Mini) or Truck Mounted Hydraulic Crane (10 Tons or Under); Crane With a Lifting Capacity of 25 Tons or Under; Crane, Shovel, Dragline, Clamshells; Forestry Equipment, TImbco, Tree Shear, Tub Grinder, Processor; Grader or Motor Patrol; Grout Pump; Hydro-Blaster (10,000 PSI or Over); Loading Machine (Conveyor); Manhoist; Material or Stack Hoist; Mechanic or Welder; Milling Machine; Roller (Over 5 Ton); Scraper (Self Propelled or Tractor Drawn) 5 cu yds or More Capacity; Shoulder Widener; Skid Rig; Stabilizing or Concrete Mixer (Self-Propelled or 14S or Over); Tractor (Scraper, Dozer, Pusher, Loader); Tractor or Truck Mounted Hydraulic Backhoe; Tractor or Truck Mounted Hydraulic Crane (10 Tons or Under); Trencher (Wheel Type or Chain Type); Winches & A-Frames.	29.70	20.08	49.78
558	Air Compressor (&/or 400 CFM or Over); Air, Electric or Hydraulic Jacking System; Backfiller; Belting, Burlap, Texturing Machine; Boiler (Temporary Heat); Broom or Sweeper; Compactor (Self-Propelled or Tractor Mounted, Towed & Light Equipment); Concrete Finishing Machine (Road Type); Farm or Industrial Type Tractor; Forklift; Generator (&/or 150 KW or Over); Heaters (Mechanical); High Pressure Utility Locating Machine (Daylighting Machine); Jeep Digger; Lift Slab Machine; Mulcher; Oiler; Post Hole Digger or Driver; Power Subgrader; Pump (3 Inch or Over) or Well Points; Robotic Tool Carrier (With or Without Attachments); Rock, Stone Breaker; Roller (Rubber Tire, 5 Tons or Under); Screed (Milling Machine); Self Propelled Chip Spreader; Shouldering Machine; Skid Steer Loader (With or Without Attachments); Stump Chipper; Telehandler; Vibratory Hammer or Extractor, Power Pack.	29.70	16.00	45.70

***** END OF RATES *****

PREVAILING WAGE RATE DETERMINATION

Issued by the State of Wisconsin
Department of Workforce Development
Pursuant to s. 66.0903, Wis. Stats.
Issued On: 01/06/2014
Amended On: 02/28/2014

DETERMINATION NUMBER: 201400001

EXPIRATION DATE: Prime Contracts MUST Be Awarded or Negotiated On Or Before 12/31/2014. If NOT, You MUST Reapply.

PROJECT NAME: ALL PUBLIC WORKS PROJECTS UNDER SEC 66.0903, STATS - CITY OF MADISON

PROJECT LOCATION: MADISON CITY, DANE COUNTY, WI

CONTRACTING AGENCY: CITY OF MADISON-ENGINEERING

CLASSIFICATION:	Contractors are responsible for correctly classifying their workers. Either call the Department of Workforce Development (DWD) with trade or classification questions or consult DWD's Dictionary of Occupational Classifications & Work Descriptions on the DWD website at: dwd.wisconsin.gov/er/prevailing_wage_rate/Dictionary/dictionary_main.htm .
OVERTIME:	<p>Time and one-half must be paid for all hours worked:</p> <ul style="list-style-type: none">- over 10 hours per day on prevailing wage projects- over 40 hours per calendar week- Saturday and Sunday- on all of the following holidays: January 1; the last Monday in May; July 4; the 1st Monday in September; the 4th Thursday in November; December 25;- The day before if January 1, July 4 or December 25 falls on a Saturday;- The day following if January 1, July 4 or December 25 falls on a Sunday. <p>Apply the time and one-half overtime calculation to whichever is higher between the Hourly Basic Rate listed on this project determination or the employee's regular hourly rate of pay. Add any applicable Premium or DOT Premium to the Hourly Basic Rate before calculating overtime.</p> <p>A DOT Premium (discussed below) may supersede this time and one-half requirement.</p>
FUTURE INCREASE:	When a specific trade or occupation requires a future increase, you MUST add the full hourly increase to the "TOTAL" on the effective date(s) indicated for the specific trade or occupation.
PREMIUM PAY:	If indicated for a specific trade or occupation, the full amount of such pay MUST be added to the "HOURLY BASIC RATE OF PAY" indicated for such trade or occupation, whenever such pay is applicable.
DOT PREMIUM:	This premium only applies to highway and bridge projects owned by the Wisconsin Department of Transportation and to the project type heading "Airport Pavement or State Highway Construction." DO NOT apply the premium calculation under any other project type on this determination.
APPRENTICES:	Pay apprentices a percentage of the applicable journey person's hourly basic rate of pay and hourly fringe benefit contributions specified in this determination. Obtain the appropriate percentage from each apprentice's contract or indenture.
SUBJOURNEY:	Subjourney wage rates may be available for some of the trades or occupations indicated below with the exception of laborers, truck drivers and heavy equipment operators. Any employer interested in using a subjourney classification on this project MUST complete Form ERD-10880 and request the applicable wage rate from the Department of Workforce Development PRIOR to using the subjourney worker on this project.

This document **MUST BE POSTED** by the **CONTRACTING AGENCY** in at least one conspicuous and easily accessible place **on the site of the project**. A local governmental unit may post this document at the place normally used to post public notices if there is no common site on the project. This document **MUST** remain posted during the entire time any worker is employed on the project and **MUST** be physically incorporated into the specifications and all contracts and subcontracts. If you have any questions, please write to the Equal Rights Division, Labor Standards Bureau, P.O. Box 8928, Madison, Wisconsin 53708 or call (608) 266-6861.

The following statutory provisions apply to local governmental unit projects of public works and are set forth below pursuant to the requirements of s. 66.0903(8), Stats.

s. 66.0903 (1) (f) & s. 103.49 (1) (c) "PREVAILING HOURS OF LABOR" for any trade or occupation in any area means 10 hours per day and 40 hours per week and may not include any hours worked on a Saturday or Sunday or on any of the following holidays:

1. January 1.
2. The last Monday in May.
3. July 4.
4. The first Monday in September.
5. The 4th Thursday in November.
6. December 25.
7. The day before if January 1, July 4 or December 25 falls on a Saturday.
8. The day following if January 1, July 4 or December 25 falls on a Sunday.

s. 66.0903 (10) RECORDS; INSPECTION; ENFORCEMENT.

(a) Each contractor, subcontractor, or contractor's or subcontractor's agent performing work on a project of public works that is subject to this section shall keep full and accurate records clearly indicating the name and trade or occupation of every person performing the work described in sub. (4) and an accurate record of the number of hours worked by each of those persons and the actual wages paid for the hours worked.

s. 66.0903 (11) LIABILITY AND PENALTIES.

(a) 1. Any contractor, subcontractor, or contractor's or subcontractor's agent who fails to pay the prevailing wage rate determined by the department under sub. (3) or who pays less than 1.5 times the hourly basic rate of pay for all hours worked in excess of the prevailing hours of labor is liable to any affected employee in the amount of his or her unpaid wages or his or her unpaid overtime compensation and in an additional amount as liquidated damages as provided under subd. 2., 3., whichever is applicable.

2. If the department determines upon inspection under sub. (10) (b) or (c) that a contractor, subcontractor, or contractor's or subcontractor's agent has failed to pay the prevailing wage rate determined by the department under sub. (3) or has paid less than 1.5 times the hourly basic rate of pay for all hours worked in excess of the prevailing hours of labor, the department shall order the contractor to pay to any affected employee the amount of his or her unpaid wages or his or her unpaid overtime compensation and an additional amount equal to 100 percent of the amount of those unpaid wages or that unpaid overtime compensation as liquidated damages within a period specified by the department in the order.

3. In addition to or in lieu of recovering the liability specified in subd. 1. as provided in subd. 2., any employee for and in behalf of that employee and other employees similarly situated may commence an action to recover that liability in any court of competent jurisdiction. If the court finds that a contractor, subcontractor, or contractor's or subcontractor's agent has failed to pay the prevailing wage rate determined by the department under sub. (3) or has paid less than 1.5 times the hourly basic rate of pay for all hours worked in excess of the prevailing hours of labor, the court shall order the contractor, subcontractor, or agent to pay to any affected employee the amount of his or her unpaid wages or his or her unpaid overtime compensation and an additional amount equal to 100 percent of the amount of those unpaid wages or that unpaid overtime compensation as liquidated damages.

5. No employee may be a party plaintiff to an action under subd. 3. unless the employee consents in writing to become a party and the consent is filed in the court in which the action is brought. Notwithstanding s. 814.04 (1), the court shall, in addition to any judgment awarded to the plaintiff, allow reasonable attorney fees and costs to be paid by the defendant.

BUILDING OR HEAVY CONSTRUCTION

Includes sheltered enclosures with walk-in access for the purpose of housing persons, employees, machinery, equipment or supplies and non-sheltered work such as canals, dams, dikes, reservoirs, storage tanks, etc. A sheltered enclosure need not be "habitable" in order to be considered a building. The installation of machinery and/or equipment, both above and below grade level, does not change a project's character as a building. On-site grading, utility work and landscaping are included within this definition. Residential buildings of four (4) stories or less, agricultural buildings, parking lots and driveways are NOT included within this definition.

SKILLED TRADES

<u>CODE</u>	<u>TRADE OR OCCUPATION</u>	<u>HOURLY BASIC RATE OF PAY</u>	<u>HOURLY FRINGE BENEFITS</u>	<u>TOTAL</u>
		\$	\$	\$
101	Acoustic Ceiling Tile Installer	30.48	15.90	46.38
102	Boilermaker Future Increase(s): Add \$1.50/hr on 1/01/2015; Add \$1.50/hr. on 01/01/2016	32.05	28.04	60.09
103	Bricklayer, Blocklayer or Stonemason Premium Increase(s): DOT PREMIUM: Pay two times the hourly basic rate on Sunday, New Year's Day, Memorial Day, Independence Day, Labor Day, Thanksgiving Day & Christmas Day.	32.01	17.35	49.36
104	Cabinet Installer	30.48	15.90	46.38
105	Carpenter	30.48	15.90	46.38
106	Carpet Layer or Soft Floor Coverer	30.48	15.90	46.38
107	Cement Finisher	31.58	16.13	47.71
108	Drywall Taper or Finisher	24.80	16.60	41.40
109	Electrician Premium Increase(s): DOT PREMIUM: Pay two times the hourly basic rate on Sunday, New Year's Day, Memorial Day, Independence Day, Labor Day, Thanksgiving Day & Christmas Day.	34.07	19.25	53.32
110	Elevator Constructor	42.86	23.84	66.70
111	Fence Erector	24.72	0.00	24.72
112	Fire Sprinkler Fitter	36.07	18.73	54.80
113	Glazier	38.03	13.42	51.45
114	Heat or Frost Insulator	33.68	24.31	57.99
115	Insulator (Batt or Blown)	15.00	9.50	24.50
116	Ironworker	31.25	19.46	50.71
117	Lather	30.48	15.90	46.38

Fringe Benefits Must Be Paid On <u>All</u> Hours Worked		HOURLY BASIC RATE OF PAY	HOURLY FRINGE BENEFITS	TOTAL
CODE	TRADE OR OCCUPATION	\$	\$	\$
118	Line Constructor (Electrical)	38.25	17.31	55.56
119	Marble Finisher	26.89	19.18	46.07
120	Marble Mason	32.01	17.35	49.36
121	Metal Building Erector	22.00	10.00	32.00
122	Millwright	32.11	15.95	48.06
123	Overhead Door Installer	20.95	4.94	25.89
124	Painter	24.50	16.60	41.10
125	Pavement Marking Operator	30.00	0.00	30.00
126	Piledriver	30.98	15.90	46.88
127	Pipeline Fuser or Welder (Gas or Utility)	30.79	19.74	50.53
129	Plasterer	31.03	17.71	48.74
130	Plumber Future Increase(s): Add \$1/hr on 6/1/2014.	36.42	16.87	53.29
132	Refrigeration Mechanic	41.60	16.71	58.31
133	Roofer or Waterproofer	29.40	6.25	35.65
134	Sheet Metal Worker	34.45	22.57	57.02
135	Steamfitter Future Increase(s): Add \$1.70/hr on 6/1/2014.	42.95	17.81	60.76
137	Teledata Technician or Installer Premium Increase(s): DOT PREMIUM: Pay two times the hourly basic rate on Sunday, New Year's Day, Memorial Day, Independence Day, Labor Day, Thanksgiving Day & Christmas Day.	22.25	12.24	34.49
138	Temperature Control Installer	32.94	18.80	51.74
139	Terrazzo Finisher	26.89	19.18	46.07
140	Terrazzo Mechanic	30.20	18.42	48.62
141	Tile Finisher	23.85	17.18	41.03
142	Tile Setter	29.81	17.18	46.99
143	Tuckpointer, Caulker or Cleaner	35.25	13.15	48.40
144	Underwater Diver (Except on Great Lakes)	34.48	15.90	50.38
146	Well Driller or Pump Installer	25.32	15.65	40.97
147	Siding Installer	25.92	18.04	43.96

Fringe Benefits Must Be Paid On <u>All</u> Hours Worked		HOURLY BASIC RATE OF PAY	HOURLY FRINGE BENEFITS	TOTAL
CODE	TRADE OR OCCUPATION	\$	\$	\$
150	Heavy Equipment Operator - ELECTRICAL LINE CONSTRUCTION ONLY	29.16	14.34	43.50
151	Light Equipment Operator -ELECTRICAL LINE CONSTRUCTION ONLY	30.60	14.86	45.46
152	Heavy Truck Driver - ELECTRICAL LINE CONSTRUCTION ONLY	26.78	13.63	40.41
153	Light Truck Driver - ELECTRICAL LINE CONSTRUCTION ONLY	24.86	12.97	37.83
154	Groundman - ELECTRICAL LINE CONSTRUCTION ONLY	21.75	12.70	34.45

TRUCK DRIVERS

Fringe Benefits Must Be Paid On <u>All</u> Hours Worked		HOURLY BASIC RATE OF PAY	HOURLY FRINGE BENEFITS	TOTAL
CODE	TRADE OR OCCUPATION	\$	\$	\$
201	Single Axle or Two Axle	32.39	18.46	50.85
203	Three or More Axle	18.00	22.88	40.88
204	Articulated, Euclid, Dumptor, Off Road Material Hauler	32.89	18.96	51.85
205	Pavement Marking Vehicle	18.00	22.88	40.88
207	Truck Mechanic	18.00	22.88	40.88

LABORERS

Fringe Benefits Must Be Paid On <u>All</u> Hours Worked		HOURLY BASIC RATE OF PAY	HOURLY FRINGE BENEFITS	TOTAL
CODE	TRADE OR OCCUPATION	\$	\$	\$
301	General Laborer Premium Increase(s): Add \$1.00/hr for certified welder; Add \$.25/hr for mason tender	24.21	14.63	38.84
302	Asbestos Abatement Worker	24.36	14.44	38.80
303	Landscaper	21.01	9.37	30.38
310	Gas or Utility Pipeline Laborer (Other Than Sewer and Water)	21.01	13.63	34.64
311	Fiber Optic Laborer (Outside, Other Than Concrete Encased) Premium Increase(s): DOT PREMIUMS: Pay two times the hourly basic rate on New Year's Day, Memorial Day, Independence Day, Labor Day, Thanksgiving Day & Christmas Day.	18.33	13.65	31.98
314	Railroad Track Laborer	23.46	3.30	26.76
315	Final Construction Clean-Up Worker	16.00	0.00	16.00

**HEAVY EQUIPMENT OPERATORS
SITE PREPARATION, UTILITY OR LANDSCAPING WORK ONLY**

Fringe Benefits Must Be Paid On <u>All</u> Hours Worked		HOURLY BASIC RATE OF PAY	HOURLY FRINGE BENEFITS	TOTAL
CODE	TRADE OR OCCUPATION	\$	\$	\$
501	Air Track, Rotary or Percussion Drilling Machine &/or Hammers, Blaster; Asphalt Milling Machine; Boring Machine (Directional, Horizontal or Vertical); Backhoe (Track Type) Having a Mfgr's Rated Capacity of 130,000 Lbs. or Over; Backhoe (Track Type) Having a Mfgr's Rated Capacity of Under 130,000 Lbs., Backhoe (Mini, 15,000 Lbs. & Under); Bulldozer or Endloader (Over 40 hp); Compactor (Self-Propelled 85 Ft Total Drum Width & Over, or Tractor Mounted, Towed & Light Equipment); Concrete Batch Plant, Batch Hopper; Concrete Breaker (Large, Auto, Vibratory/Sonic, Manual or Remote); Crane, Shovel, Dragline, Clamshells; Forklift (Machinery Moving or Steel Erection, 25 Ft & Over); Gradall (Cruz-Aire Type); Grader or Motor Patrol; Master Mechanic; Mechanic or Welder; Robotic Tool Carrier (With or Without Attachments); Scraper (Self Propelled or Tractor Drawn) 5 cu yds or More Capacity; Tractor or Truck Mounted Hydraulic Backhoe; Tractor or Truck Mounted Hydraulic Crane (10 Tons or Under); Tractor (Scraper, Dozer, Pusher, Loader); Trencher (Wheel Type or Chain Type Having Over 8 Inch Bucket).	33.42	18.96	52.38
502	Backfiller; Broom or Sweeper; Bulldozer or Endloader (Under 40 hp); Environmental Burner; Forestry Equipment, Timbco, Tree Shear, Tub Grinder, Processor; Jeep Digger; Screed (Milling Machine); Skid Rig; Straddle Carrier or Travel Lift; Stump Chipper; Trencher (Wheel Type or Chain Type Having 8 Inch Bucket & Under).	32.89	18.96	51.85
503	Air Compressor (&/or 400 CFM or Over); Augers (Vertical & Horizontal); Compactor (Self-Propelled 84 Ft Total Drum Width & Under, or Tractor Mounted, Towed & Light Equipment); Crusher, Screening or Wash Plant; Farm or Industrial Type Tractor; Forklift; Generator (&/or 150 KW or Over); Greaser; High Pressure Utility Locating Machine (Daylighting Machine); Mulcher; Oiler; Post Hole Digger or Driver; Pump (3 Inch or Over) or Well Points; Refrigeration Plant or Freeze Machine; Rock, Stone Breaker; Skid Steer Loader (With or Without Attachments); Vibratory Hammer or Extractor, Power Pack.	30.82	18.96	49.78
504	Work Performed on the Great Lakes Including Diver; Wet Tender or Hydraulic Dredge Engineer.	38.80	20.17	58.97
505	Work Performed on the Great Lakes Including Crane or Backhoe Operator; Assistant Hydraulic Dredge Engineer; Hydraulic Dredge Leverman or Diver's Tender; Mechanic or Welder; 70 Ton & Over Tug Operator. Premium Increase(s): Add \$.50/hr for Friction Crane, Lattice Boom or Crane Certification (CCO).	41.65	21.71	63.36
506	Work Performed on the Great Lakes Including Deck Equipment Operator or Machineryman (Maintains Cranes Over 50 Tons or Backhoes 115,000 Lbs. or More); Tug, Launch or Loader, Dozer or Like Equipment When Operated on a Barge, Breakwater Wall, Slip, Dock or Scow, Deck Machinery.	37.10	21.57	58.67

507	Work Performed on the Great Lakes Including Deck Equipment Operator, Machineryman or Fireman (Operates 4 Units or More or Maintains Cranes 50 Tons or Under or Backhoes 115,000 Lbs. or Under); Deck Hand, Deck Engineer or Assistant Tug Operator; Off Road Trucks - Great Lakes ONLY.	34.50	20.04	54.54
-----	---	-------	-------	-------

**HEAVY EQUIPMENT OPERATORS
EXCLUDING SITE PREPARATION, UTILITY, PAVING LANDSCAPING WORK**

CODE	TRADE OR OCCUPATION	HOURLY BASIC RATE OF PAY	HOURLY FRINGE BENEFITS	TOTAL
		\$	\$	\$
508	Boring Machine (Directional); Crane, Tower Crane, Pedestal Tower or Derrick, With or Without Attachments, With a Lifting Capacity of Over 100 Tons, Self-Erecting Tower Crane With a Lifting Capacity of Over 4,000 Lbs., Crane With Boom Dollies; Crane, Tower Crane, Pedestal Tower or Derrick, With Boom, Leads &/or Jib Lengths Measuring 176 Ft or Over; Master Mechanic. Premium Increase(s): Add \$.50/hr for >200 Ton / Add \$1/hr at 300 Ton / Add \$1.50/hr at 400 Ton / Add \$2/hr at 500 Ton & Over.	35.62	18.96	54.58
509	Backhoe (Track Type) Having a Mfgr's Rated Capacity of 130,000 Lbs. or Over; Boring Machine (Horizontal or Vertical); Caisson Rig; Crane, Tower Crane, Portable Tower, Pedestal Tower or Derrick, With or Without Attachments, With a Lifting Capacity of 100 Tons or Under, Self-Erecting Tower Crane With A Lifting Capacity Of 4,000 Lbs. & Under; Crane, Tower Crane, Portable Tower, Pedestal Tower or Derrick, With Boom, Leads &/or Jib Lengths Measuring 175 Ft or Under; Pile Driver; Versi Lifts, Tri-Lifts & Gantrys (20,000 Lbs. & Over).	36.35	6.95	43.30
510	Backhoe (Track Type) Having a Mfgr.'s Rated Capacity of Under 130,000 Lbs., Backhoe (Mini, 15,000 Lbs. & Under); Concrete Bump Cutter, Grinder, Planing or Grooving Machine; Concrete Laser/Screed; Concrete Paver (Slipform); Concrete Pump (Over 46 Meter), Concrete Conveyor (Rotec or Bidwell Type); Concrete Slipform Placer Curb & Gutter Machine; Concrete Spreader & Distributor; Dredge (NOT Performing Work on the Great Lakes); Forklift (Machinery Moving or Steel Erection, 25 Ft & Over); Gradall (Cruz-Aire Type); Hydro-Blaster (10,000 PSI or Over); Milling Machine; Skid Rig; Traveling Crane (Bridge Type).	33.42	18.96	52.38
511	Air, Track, Rotary or Percussion Drilling Machine &/or Hammers, Blaster; Bulldozer or Endloader (Over 40 hp); Compactor (Self-Propelled 85 Ft Total Drum Width & Over, or Tractor Mounted, Towed & Light Equipment); Concrete Pump (46 Meter & Under), Concrete Conveyor (Rotec or Bidwell Type); Crane (Carry Deck, Mini) or Truck Mounted Hydraulic Crane (10 Tons or Under); Environmental Burner; Gantrys (Under 20,000 Lbs.); Grader or Motor Patrol; High Pressure Utility Locating Machine (Daylighting Machine); Manhoist; Material or Stack Hoist; Mechanic or Welder; Railroad Track Rail Leveling Machine, Tie Placer, Extractor, Tamper, Stone Leveler or Rehabilitation Equipment; Roller (Over 5 Ton); Scraper (Self Propelled or Tractor Drawn) 5 cu yd or More Capacity; Screed (Milling Machine); Sideboom; Straddle Carrier or Travel Lift; Tining or Curing Machine; Tractor (Scraper, Dozer, Pusher, Loader); Tractor or Truck Mounted Hydraulic Backhoe; Tractor or Truck Mounted Hydraulic Crane (10 Tons or Under); Trencher (Wheel Type or Chain Type Having Over 8-Inch Bucket).	32.89	18.96	51.85

Fringe Benefits Must Be Paid On <u>All</u> Hours Worked		HOURLY BASIC RATE OF PAY	HOURLY FRINGE BENEFITS	TOTAL
CODE	TRADE OR OCCUPATION	\$	\$	\$
512	Backfiller; Broom or Sweeper; Bulldozer or Endloader (Under 40 hp); Compactor (Self-Propelled 84 Ft Total Drum Width & Under, or Tractor Mounted, Towed & Light Equipment); Concrete Batch Plant, Batch Hopper; Concrete Breaker (Large, Auto, Vibratory/Sonic, Manual or Remote); Concrete Conveyor System; Concrete Finishing Machine (Road Type); Fireman (Pile Driver & Derrick NOT Performing Work on the Great Lakes); Grout Pump; Hoist (Tugger, Automatic); Industrial Locomotives; Jeep Digger; Lift Slab Machine; Mulcher; Roller (Rubber Tire, 5 Ton or Under); Screw or Gypsum Pumps; Stabilizing or Concrete Mixer (Self-Propelled or 14S or Over); Stump Chipper; Trencher (Wheel Type or Chain Type Having 8-Inch Bucket & Under); Winches & A-Frames.	30.82	18.96	49.78
513	Air Compressor (&/or 400 CFM or Over); Air, Electric or Hydraulic Jacking System; Augers (Vertical & Horizontal); Boatmen (NOT Performing Work on the Great Lakes); Boiler (Temporary Heat); Crusher, Screening or Wash Plant; Elevator; Farm or Industrial Type Tractor; Fireman (Asphalt Plant NOT Performing Work on the Great Lakes); Forklift; Generator (&/or 150 KW or Over); Greaser; Heaters (Mechanical); Loading Machine (Conveyor); Oiler; Post Hole Digger or Driver; Prestress Machine; Pump (3 Inch or Over) or Well Points; Refrigeration Plant or Freeze Machine; Robotic Tool Carrier (With or Without Attachments); Rock, Stone Breaker; Skid Steer Loader (With or Without Attachments); Vibratory Hammer or Extractor, Power Pack.	24.19	17.89	42.08
514	Gas or Utility Pipeline, Except Sewer & Water (Primary Equipment).	36.34	21.14	57.48
515	Gas or Utility Pipeline, Except Sewer & Water (Secondary Equipment). Future Increase(s): Add \$1.60/hr on 06/01/2014; Add \$1.65/hr on 06/01/2015.	32.32	18.55	50.87
516	Fiber Optic Cable Equipment Future Increase(s): Add \$1.75/hr on 02/01/2014.	27.89	17.20	45.09

SEWER, WATER OR TUNNEL CONSTRUCTION
--

Includes those projects that primarily involve public sewer or water distribution, transmission or collection systems and related tunnel work (excluding buildings).

SKILLED TRADES

CODE	TRADE OR OCCUPATION	Fringe Benefits Must Be Paid On <u>All</u> Hours Worked		
		HOURLY BASIC RATE OF PAY	HOURLY FRINGE BENEFITS	TOTAL
		\$	\$	\$
103	Bricklayer, Blocklayer or Stonemason Premium Increase(s): DOT PREMIUM: Pay two times the hourly basic rate on Sunday, New Year's Day, Memorial Day, Independence Day, Labor Day, Thanksgiving Day & Christmas Day.	35.10	18.40	53.50
105	Carpenter Future Increase(s): Add \$1.25/hr on 6/2/2014. Premium Increase(s): DOT PREMIUM: Pay two times the hourly basic rate on Sunday, New Year's Day, Memorial Day, Independence Day, Labor Day, Thanksgiving Day & Christmas Day.	33.68	19.81	53.49
107	Cement Finisher Future Increase(s): Add \$1.87 on 6/1/14; Add \$1.87 on 6/1/15; Add \$1.75 on 6/1/16. Premium Increase(s): DOT PREMIUMS: 1) Pay two times the hourly basic rate on Sunday, New Year's Day, Memorial Day, Independence Day, Labor Day, Thanksgiving Day & Christmas Day. 2) Add \$1.40/hr when the Wisconsin Department of Transportation or responsible governing agency requires that work be performed at night under artificial illumination with traffic control and the work is completed after sunset and before sunrise.	33.51	16.13	49.64
109	Electrician Premium Increase(s): DOT PREMIUM: Pay two times the hourly basic rate on Sunday, New Year's Day, Memorial Day, Independence Day, Labor Day, Thanksgiving Day & Christmas Day.	32.82	22.61	55.43
111	Fence Erector	24.72	0.00	24.72
116	Ironworker	31.25	19.46	50.71
118	Line Constructor (Electrical)	38.25	17.31	55.56
125	Pavement Marking Operator	16.00	7.35	23.35
126	Piledriver	30.98	15.90	46.88
130	Plumber	33.75	14.07	47.82
135	Steamfitter	42.45	16.71	59.16
137	Teledata Technician or Installer	21.89	11.85	33.74

Fringe Benefits Must Be Paid On <u>All</u> Hours Worked				
<u>CODE</u>	<u>TRADE OR OCCUPATION</u>	<u>HOURLY BASIC RATE OF PAY</u>	<u>HOURLY FRINGE BENEFITS</u>	<u>TOTAL</u>
		\$	\$	\$
143	Tuckpointer, Caulker or Cleaner	35.25	13.15	48.40
144	Underwater Diver (Except on Great Lakes)	38.80	20.17	58.97
146	Well Driller or Pump Installer	25.32	15.65	40.97
150	Heavy Equipment Operator - ELECTRICAL LINE CONSTRUCTION ONLY	29.16	14.34	43.50
151	Light Equipment Operator -ELECTRICAL LINE CONSTRUCTION ONLY	30.60	14.86	45.46
152	Heavy Truck Driver - ELECTRICAL LINE CONSTRUCTION ONLY	26.78	13.63	40.41
153	Light Truck Driver - ELECTRICAL LINE CONSTRUCTION ONLY	24.86	12.97	37.83
154	Groundman - ELECTRICAL LINE CONSTRUCTION ONLY	21.75	12.70	34.45

TRUCK DRIVERS

Fringe Benefits Must Be Paid On <u>All</u> Hours Worked				
<u>CODE</u>	<u>TRADE OR OCCUPATION</u>	<u>HOURLY BASIC RATE OF PAY</u>	<u>HOURLY FRINGE BENEFITS</u>	<u>TOTAL</u>
		\$	\$	\$
201	Single Axle or Two Axle	30.00	15.00	45.00
203	Three or More Axle	16.00	7.35	23.35
204	Articulated, Euclid, Dumptor, Off Road Material Hauler	32.89	18.96	51.85
205	Pavement Marking Vehicle	16.00	7.35	23.35
207	Truck Mechanic	16.00	7.35	23.35

LABORERS

Fringe Benefits Must Be Paid On <u>All</u> Hours Worked				
<u>CODE</u>	<u>TRADE OR OCCUPATION</u>	<u>HOURLY BASIC RATE OF PAY</u>	<u>HOURLY FRINGE BENEFITS</u>	<u>TOTAL</u>
		\$	\$	\$
301	General Laborer Premium Increase(s): Add \$.20 for blaster, bracer, manhole builder, caulker, bottomman and power tool; Add \$.55 for pipelayer; Add \$1.00 for tunnel work 0-15 lbs. compressed air; Add \$2.00 for over 15-30 lbs. compressed air; Add \$3.00 for over 30 lbs. compressed air.	25.60	14.62	40.22
303	Landscaper	25.28	11.46	36.74
304	Flagperson or Traffic Control Person	24.70	10.72	35.42
311	Fiber Optic Laborer (Outside, Other Than Concrete Encased)	18.31	12.67	30.98
314	Railroad Track Laborer	23.46	3.30	26.76

**HEAVY EQUIPMENT OPERATORS
SEWER, WATER OR TUNNEL WORK**

Fringe Benefits Must Be Paid On <u>All</u> Hours Worked		HOURLY BASIC RATE OF PAY	HOURLY FRINGE BENEFITS	TOTAL
CODE	TRADE OR OCCUPATION	\$	\$	\$
521	Backhoe (Track Type) Having a Mfgr.'s Rated Capacity of 130,000 Lbs. or Over; Caisson Rig; Crane, Tower Crane, Pedestal Tower or Derrick, With Boom, Leads &/or Jib Lengths Measuring 176 Ft or Over; Crane, Tower Crane, Pedestal Tower or Derrick, With or Without Attachments, With a Lifting Capacity of Over 100 Tons, Self-Erecting Tower Crane With a Lifting Capacity Of Over 4,000 Lbs., Crane With Boom Dollies; Master Mechanic; Pile Driver. Premium Increase(s): Add \$.25/hr for all >45 Ton lifting capacity cranes	34.62	18.96	53.58
522	Backhoe (Track Type) Having a Mfgr.'s Rated Capacity of Under 130,000 Lbs., Backhoe (Mini, 15,000 Lbs. & Under); Boring Machine (Directional); Concrete Bump Cutter, Grinder, Planing or Grooving Machine; Concrete Laser/Screed; Concrete Paver (Slipform); Concrete Pump (Over 46 Meter), Concrete Conveyor (Rotec or Bidwell Type); Concrete Spreader & Distributor; Crane, Tower Crane, Portable Tower, Pedestal Tower or Derrick, With Boom, Leads &/or Jib Lengths Measuring 175 Ft or Under; Crane, Tower Crane, Portable Tower, Pedestal Tower or Derrick, With or Without Attachments, With a Lifting Capacity of 100 Tons or Under, Self-Erecting Tower Crane With a Lifting Capacity of 4,000 Lbs. & Under; Dredge (NOT Performing Work on the Great Lakes); Milling Machine; Skid Rig; Telehandler; Traveling Crane (Bridge Type).	33.42	18.96	52.38
523	Air Track, Rotary or Percussion Drilling Machine &/or Hammers, Blaster; Boring Machine (Horizontal or Vertical); Bulldozer or Endloader (Over 40 hp); Crane (Carry Deck, Mini) or Truck Mounted Hydraulic Crane (10 Tons or Under); Concrete Pump (46 Meter & Under), Concrete Conveyor (Rotec or Bidwell Type); Concrete Slipform Placer Curb & Gutter Machine; Gradall (Cruz-Aire Type); Grader or Motor Patrol; Hydro-Blaster (10,000 PSI or Over); Manhoist; Material or Stack Hoist; Mechanic or Welder; Roller (Over 5 Ton); Scraper (Self Propelled or Tractor Drawn) 5 cu yd or More Capacity; Screed (Milling Machine); Sideboom; Straddle Carrier or Travel Lift; Tractor (Scraper, Dozer, Pusher, Loader); Tractor or Truck Mounted Hydraulic Backhoe; Tractor or Truck Mounted Hydraulic Crane (10 Tons or Under); Trencher (Wheel Type or Chain Type Having Over 8-Inch Bucket).	32.89	18.96	51.85

Fringe Benefits Must Be Paid On <u>All</u> Hours Worked		HOURLY BASIC RATE OF PAY	HOURLY FRINGE BENEFITS	TOTAL
CODE	TRADE OR OCCUPATION	\$	\$	\$
524	Backfiller; Broom or Sweeper; Bulldozer or Endloader (Under 40 hp); Compactor (Self-Propelled 85 Ft Total Drum Width & Over, or Tractor Mounted, Towed & Light Equipment); Concrete Batch Plant, Batch Hopper; Concrete Breaker (Large, Auto, Vibratory/Sonic, Manual or Remote); Concrete Conveyor System; Concrete Finishing Machine (Road Type); Environmental Burner; Fireman (Pile Driver & Derrick NOT Performing Work on the Great Lakes); Forestry Equipment, Timbco, Tree Shear, Tub Grinder, Processor; Hoist (Tugger, Automatic); Grout Pump; Jeep Digger; Lift Slab Machine; Mulcher; Power Subgrader; Pump (3 Inch or Over) or Well Points; Robotic Tool Carrier (With or Without Attachments); Roller (Rubber Tire, 5 Ton or Under); Screw or Gypsum Pumps; Stabilizing or Concrete Mixer (Self-Propelled or 14S or Over); Stump Chipper; Tining or Curing Machine; Trencher (Wheel Type or Chain Type Having 8-Inch Bucket & Under); Winches & A-Frames. Future Increase(s): Add \$1.05/hr on 6/2/2014; Add \$1.55/hr on 6/1/2015. Premium Increase(s): Add \$.25/hr for operating tower crane.	35.11	19.45	54.56
525	Air Compressor (&/or 400 CFM or Over); Air, Electric or Hydraulic Jacking System; Augers (Vertical & Horizontal); Compactor (Self-Propelled 84 Ft Total Drum Width & Under, or Tractor Mounted, Towed & Light Equipment); Crusher, Screening or Wash Plant; Farm or Industrial Type Tractor; Fireman (Asphalt Plant NOT Performing Work on the Great Lakes); Generator (&/or 150 KW or Over); Heaters (Mechanical); High Pressure Utility Locating Machine (Daylighting Machine); Loading Machine (Conveyor); Post Hole Digger or Driver; Refrigeration Plant or Freeze Machine; Rock, Stone Breaker; Skid Steer Loader (With or Without Attachments); Vibratory Hammer or Extractor, Power Pack.	30.19	20.94	51.13
526	Boiler (Temporary Heat); Forklift; Greaser; Oiler.	24.19	17.89	42.08
527	Work Performed on the Great Lakes Including Diver; Wet Tender or Hydraulic Dredge Engineer.	38.80	20.17	58.97
528	Work Performed on the Great Lakes Including 70 Ton & Over Tug Operator; Assistant Hydraulic Dredge Engineer; Crane or Backhoe Operator; Hydraulic Dredge Leverman or Diver's Tender; Mechanic or Welder.	38.80	20.17	58.97
529	Work Performed on the Great Lakes Including Deck Equipment Operator or Machineryman (Maintains Cranes Over 50 Tons or Backhoes 115,000 Lbs. or More); Tug, Launch or Loader, Dozer or Like Equipment When Operated on a Barge, Breakwater Wall, Slip, Dock or Scow, Deck Machinery.	34.50	20.04	54.54
530	Work Performed on the Great Lakes Including Deck Equipment Operator; Machineryman or Fireman (Operates 4 Units or More or Maintains Cranes 50 Tons or Under or Backhoes 115,000 Lbs. or Under), Deck Hand, Deck Engineer or Assistant Tug Operator; Off Road Trucks - Great Lakes ONLY.	34.50	20.04	54.54

AIRPORT PAVEMENT OR STATE HIGHWAY CONSTRUCTION

Includes all airport projects (excluding buildings) and all projects awarded by the Wisconsin Department of Transportation (excluding buildings).

SKILLED TRADES

<u>CODE</u>	<u>TRADE OR OCCUPATION</u>	Fringe Benefits Must Be Paid On <u>All</u> Hours Worked		
		<u>HOURLY BASIC RATE OF PAY</u> \$	<u>HOURLY FRINGE BENEFITS</u> \$	<u>TOTAL</u> \$
103	Bricklayer, Blocklayer or Stonemason	32.01	17.35	49.36
105	Carpenter	30.48	15.90	46.38
107	Cement Finisher Future Increase(s): Add \$1.87 on 6/1/14; Add \$1.87 on 6/1/15; Add \$1.75 on 6/1/16. Premium Increase(s): DOT PREMIUMS: 1) Pay two times the hourly basic rate on Sunday, New Year's Day, Memorial Day, Independence Day, Labor Day, Thanksgiving Day & Christmas Day. 2) Add \$1.40/hr when the Wisconsin Department of Transportation or responsible governing agency requires that work be performed at night under artificial illumination with traffic control and the work is completed after sunset and before sunrise.	33.51	16.13	49.64
109	Electrician Premium Increase(s): DOT PREMIUM: Pay two times the hourly basic rate on Sunday, New Year's Day, Memorial Day, Independence Day, Labor Day, Thanksgiving Day & Christmas Day.	34.07	19.25	53.32
111	Fence Erector	24.72	0.00	24.72
116	Ironworker	31.25	19.46	50.71
118	Line Constructor (Electrical)	38.25	17.31	55.56
124	Painter	21.87	11.37	33.24
125	Pavement Marking Operator	30.00	0.00	30.00
126	Piledriver	30.98	15.90	46.88
133	Rofer or Waterproofer	29.40	6.25	35.65
137	Teledata Technician or Installer	21.89	11.85	33.74
143	Tuckpointer, Caulker or Cleaner	35.25	13.15	48.40
144	Underwater Diver (Except on Great Lakes)	34.48	15.90	50.38
150	Heavy Equipment Operator - ELECTRICAL LINE CONSTRUCTION ONLY	34.43	15.24	49.67
151	Light Equipment Operator -ELECTRICAL LINE CONSTRUCTION ONLY	35.50	15.89	51.39

Fringe Benefits Must Be Paid On <u>All</u> Hours Worked		HOURLY BASIC RATE OF PAY	HOURLY FRINGE BENEFITS	TOTAL
CODE	TRADE OR OCCUPATION	\$	\$	\$
152	Heavy Truck Driver - ELECTRICAL LINE CONSTRUCTION ONLY	26.78	13.63	40.41
153	Light Truck Driver - ELECTRICAL LINE CONSTRUCTION ONLY	24.86	12.97	37.83
154	Groundman - ELECTRICAL LINE CONSTRUCTION ONLY	21.75	12.70	34.45

TRUCK DRIVERS

Fringe Benefits Must Be Paid On <u>All</u> Hours Worked		HOURLY BASIC RATE OF PAY	HOURLY FRINGE BENEFITS	TOTAL
CODE	TRADE OR OCCUPATION	\$	\$	\$
201	Single Axle or Two Axle	34.22	19.90	54.12
203	Three or More Axle Future Increase(s): Add \$1.30/hr on 6/1/2014. Premium Increase(s): DOT PREMIUM: Pay two times the hourly basic rate on Sunday, New Year's Day, Memorial Day, Independence Day, Labor Day, Thanksgiving Day & Christmas Day.	24.52	17.77	42.29
204	Articulated, Euclid, Dumptor, Off Road Material Hauler Future Increase(s): Add \$1.75/hr on 6/1/14); Add \$1.25/hr on 6/1/15); Add \$1.30/hr on 6/1/16); Add \$1.25/hr on 6/1/17. Premium Increase(s): DOT PREMIUMS: 1) Pay two times the hourly basic rate on Sunday, New Year's Day, Memorial Day, Independence Day, Labor Day, Thanksgiving Day & Christmas Day. 2) Add \$1.50/hr night work premium. See DOT'S website for details about the applicability of this night work premium at: http://www.dot.wi.gov/busines/civilrights/laborwages/pwc.htm .	29.27	20.40	49.67
205	Pavement Marking Vehicle	23.31	17.13	40.44
206	Shadow or Pilot Vehicle	34.22	19.90	54.12
207	Truck Mechanic	23.31	17.13	40.44

LABORERS

Fringe Benefits Must Be Paid On <u>All</u> Hours Worked		HOURLY BASIC RATE OF PAY	HOURLY FRINGE BENEFITS	TOTAL
CODE	TRADE OR OCCUPATION	\$	\$	\$
301	General Laborer Future Increase(s): Add \$1.60/hr on 6/1/2014. Premium Increase(s): Add \$.10/hr for topman, air tool operator, vibrator or tamper operator (mechanical hand operated), chain saw operator and demolition burning torch laborer; Add \$.15/hr for bituminous worker (raker and luteman), formsetter (curb, sidewalk and pavement) and strike off man; Add \$.20/hr for blaster and powderman; Add \$.25/hr for bottomman; Add \$.35/hr for line and grade specialist; Add \$.45/hr for pipelayer. / DOT PREMIUMS: 1) Pay two times the hourly basic rate on Sunday, New Year's Day, Memorial Day, Independence Day, Labor Day, Thanksgiving Day & Christmas Day. 2) Add \$1.25/hr for work on projects involving temporary traffic control setup, for lane and shoulder closures, when work under artificial illumination conditions is necessary as required by the project provisions (including prep time prior to and/or cleanup after such time period).	29.32	14.63	43.95
302	Asbestos Abatement Worker	24.36	14.44	38.80
303	Landscaper Future Increase(s): Add \$1.60/hr on 6/1/14. Premium Increase(s): DOT PREMIUMS: 1) Pay two times the hourly basic rate on Sunday, New Year's Day, Memorial Day, Independence Day, Labor Day, Thanksgiving Day & Christmas Day. 2) Add \$1.25/hr for work on projects involving temporary traffic control setup, for lane and shoulder closures, when work under artificial illumination conditions is necessary as required by the project provisions (including prep time prior to and/or cleanup after such time period).	29.32	14.63	43.95
304	Flagperson or Traffic Control Person Future Increase(s): Add \$1.60/hr on 6/1/2014. Premium Increase(s): DOT PREMIUMS: 1) Pay two times the hourly basic rate on Sunday, New Year's Day, Memorial Day, Independence Day, Labor Day, Thanksgiving Day & Christmas Day. 2) Add \$1.25/hr when the Wisconsin Department of Transportation or responsible governing agency requires that work be performed at night under artificial illumination with traffic control and the work is completed after sunset and before sunrise.	25.67	14.63	40.30
311	Fiber Optic Laborer (Outside, Other Than Concrete Encased)	18.31	12.67	30.98
314	Railroad Track Laborer	23.46	3.30	26.76

**HEAVY EQUIPMENT OPERATORS
AIRPORT PAVEMENT OR STATE HIGHWAY CONSTRUCTION**

Fringe Benefits Must Be Paid On <u>All</u> Hours Worked		HOURLY BASIC RATE OF PAY	HOURLY FRINGE BENEFITS	TOTAL
CODE	TRADE OR OCCUPATION	\$	\$	\$
531	Crane, Tower Crane, Pedestal Tower or Derrick, With Boom, Leads &/or Jib Lengths Measuring 176 Ft or Over; Crane, Tower Crane, Pedestal Tower or Derrick, With or Without Attachments, With a Lifting Capacity of Over 100 Tons, Self-Erecting Tower Crane With a Lifting Capacity Of Over 4,000 Lbs., Crane With Boom Dollies; Traveling Crane (Bridge Type). Future Increase(s): Add \$1.75/hr on 6/1/2014); Add \$1.25/hr on 6/1/2015); Add \$1.30/hr on 6/1/2016); Add \$1.25/hr on 6/1/2017. Premium Increase(s): DOT PREMIUMS: 1) Pay two times the hourly basic rate on Sunday, New Year's Day, Memorial Day, Independence Day, Labor Day, Thanksgiving Day & Christmas Day. 2) Add \$1.50/hr night work premium. See DOT'S website for details about the applicability of this night work premium at: http://www.dot.wi.gov/business/civilrights/laborwages/pwc.htm .	36.72	20.40	57.12
532	Backhoe (Track Type) Having a Mfgr.'s Rated Capacity of 130,000 Lbs. or Over; Caisson Rig; Crane, Tower Crane, Portable Tower, Pedestal Tower or Derrick, With Boom, Leads &/or Jib Lengths Measuring 175 Ft or Under; Crane, Tower Crane, Portable Tower, Pedestal Tower or Derrick, With or Without Attachments, With a Lifting Capacity of 100 Tons or Under, Self-Erecting Tower Crane With A Lifting Capacity Of 4,000 Lbs., & Under; Dredge (NOT Performing Work on the Great Lakes); Licensed Boat Pilot (NOT Performing Work on the Great Lakes); Pile Driver. Future Increase(s): Add \$1.75/hr on 6/1/2014); Add \$1.25/hr on 6/1/2015); Add \$1.30/hr on 6/1/2016); Add \$1.25/hr on 6/1/2017. Premium Increase(s): DOT PREMIUMS: 1) Pay two times the hourly basic rate on Sunday, New Year's Day, Memorial Day, Independence Day, Labor Day, Thanksgiving Day & Christmas Day. 2) Add \$1.50/hr night work premium. See DOT'S website for details about the applicability of this night work premium at: http://www.dot.wi.gov/business/civilrights/laborwages/pwc.htm .	36.22	20.40	56.62

Fringe Benefits Must Be Paid On <u>All</u> Hours Worked		HOURLY BASIC RATE OF PAY	HOURLY FRINGE BENEFITS	TOTAL
CODE	TRADE OR OCCUPATION	\$	\$	\$
533	<p>Air Track, Rotary or Percussion Drilling Machine &/or Hammers, Blaster; Asphalt Heater, Planer & Scarifier; Asphalt Milling Machine; Asphalt Screed; Automatic Subgrader (Concrete); Backhoe (Track Type) Having a Mfgr.'s Rated Capacity of Under 130,000 Lbs., Backhoe (Mini, 15,000 Lbs. & Under); Bituminous (Asphalt) Plant & Paver, Screed; Boatmen (NOT Performing Work on the Great Lakes); Boring Machine (Directional, Horizontal or Vertical); Bridge (Bidwell) Paver; Bulldozer or Endloader; Concrete Batch Plant, Batch Hopper; Concrete Breaker (Large, Auto, Vibratory/Sonic, Manual or Remote); Concrete Bump Cutter, Grinder, Planing or Grooving Machine; Concrete Conveyor System; Concrete Laser/Screed; Concrete Paver (Slipform); Concrete Pump, Concrete Conveyor (Rotec or Bidwell Type); Concrete Slipform Placer Curb & Gutter Machine; Concrete Spreader & Distributor; Crane (Carry Deck, Mini) or Truck Mounted Hydraulic Crane (10 Tons or Under); Crane Wlth a Lifting Capacity of 25 Tons or Under; Forestry Equipment, Timbco, Tree Shear, Tub Grinder, Processor; Gradall (Cruz-Aire Type); Grader or Motor Patrol; Grout Pump; Hydro-Blaster (10,000 PSI or Over); Loading Machine (Conveyor); Material or Stack Hoist; Mechanic or Welder; Milling Machine; Post Hole Digger or Driver; Roller (Over 5 Ton); Scraper (Self Propelled or Tractor Drawn) 5 cu yds or More Capacity; Shoulder Widener; Sideboom; Skid Rig; Stabilizing or Concrete Mixer (Self-Propelled or 14S or Over); Straddle Carrier or Travel Lift; Tractor (Scraper, Dozer, Pusher, Loader); Tractor or Truck Mounted Hydraulic Backhoe; Trencher (Wheel Type or Chain Type); Tube Finisher; Tugger (NOT Performing Work on the Great Lakes); Winches & A-Frames.</p> <p>Future Increase(s): Add \$1.75/hr on 6/1/2014); Add \$1.25/hr on 6/1/2015); Add \$1.30/hr on 6/1/2016); Add \$1.25/hr on 6/1/2017.</p> <p>Premium Increase(s): DOT PREMIUMS: 1) Pay two times the hourly basic rate on Sunday, New Year's Day, Memorial Day, Independence Day, Labor Day, Thanksgiving Day & Christmas Day. 2) Add \$1.50/hr night work premium. See DOT'S website for details about the applicability of this night work premium at: http://www.dot.wi.gov/business/civilrights/laborwages/pwc.htm.</p>	35.72	20.40	56.12

Fringe Benefits Must Be Paid On <u>All</u> Hours Worked		HOURLY BASIC RATE OF PAY	HOURLY FRINGE BENEFITS	TOTAL
CODE	TRADE OR OCCUPATION	\$	\$	\$
534	<p>Belting, Burlap, Texturing Machine; Broom or Sweeper; Compactor (Self-Propelled or Tractor Mounted, Towed & Light Equipment); Concrete Finishing Machine (Road Type); Environmental Burner; Farm or Industrial Type Tractor; Fireman (Asphalt Plant, Pile Driver & Derrick NOT Performing Work on the Great Lakes); Forklift; Greaser; Hoist (Tugger, Automatic); Jeep Digger; Joint Sawyer (Multiple Blade); Launch (NOT Performing Work on the Great Lakes); Lift Slab Machine; Mechanical Float; Mulcher; Power Subgrader; Robotic Tool Carrier (With or Without Attachments); Roller (Rubber Tire, 5 Ton or Under); Self Propelled Chip Spreader; Shouldering Machine; Skid Steer Loader (With or Without Attachments); Telehandler; Tining or Curing Machine.</p> <p>Future Increase(s): Add \$1.75/hr on 6/1/2014); Add \$1.25/hr on 6/1/2015); Add \$1.30/hr on 6/1/2016); Add \$1.25/hr on 6/1/2017.</p> <p>Premium Increase(s): DOT PREMIUMS: 1) Pay two times the hourly basic rate on Sunday, New Year's Day, Memorial Day, Independence Day, Labor Day, Thanksgiving Day & Christmas Day. 2) Add \$1.50/hr night work premium. See DOT'S website for details about the applicability of this night work premium at: http://www.dot.wi.gov/business/civilrights/laborwages/pwc.htm.</p>	35.46	20.40	55.86
535	<p>Air Compressor (&/or 400 CFM or Over); Air, Electric or Hydraulic Jacking System; Augers (Vertical & Horizontal); Automatic Belt Conveyor & Surge Bin; Boiler (Temporary Heat); Concrete Proportioning Plant; Crusher, Screening or Wash Plant; Generator (&/or 150 KW or Over); Heaters (Mechanical); High Pressure Utility Locating Machine (Daylighting Machine); Mudjack; Oiler; Prestress Machine; Pug Mill; Pump (3 Inch or Over) or Well Points; Rock, Stone Breaker; Screed (Milling Machine); Stump Chipper; Tank Car Heaters; Vibratory Hammer or Extractor, Power Pack.</p> <p>Future Increase(s): Add \$1.75/hr on 6/1/2014); Add \$1.25/hr on 6/1/2015); Add \$1.30/hr on 6/1/2016); Add \$1.25/hr on 6/1/2017.</p> <p>Premium Increase(s): DOT PREMIUMS: 1) Pay two times the hourly basic rate on Sunday, New Year's Day, Memorial Day, Independence Day, Labor Day, Thanksgiving Day & Christmas Day. 2) Add \$1.50/hr night work premium. See DOT'S website for details about the applicability of this night work premium at: http://www.dot.wi.gov/business/civilrights/laborwages/pwc.htm.</p>	35.17	20.40	55.57
536	Fiber Optic Cable Equipment.	26.69	16.65	43.34
537	Work Performed on the Great Lakes Including Diver; Wet Tender or Hydraulic Dredge Engineer.	38.80	20.17	58.97
538	Work Performed on the Great Lakes Including 70 Ton & Over Tug Operator; Assistant Hydraulic Dredge Engineer; Crane or Backhoe Operator; Hydraulic Dredge Leverman or Diver's Tender; Mechanic or Welder.	38.80	20.17	58.97

Fringe Benefits Must Be Paid On <u>All</u> Hours Worked		HOURLY BASIC RATE OF PAY	HOURLY FRINGE BENEFITS	TOTAL
<u>CODE</u>	<u>TRADE OR OCCUPATION</u>	\$	\$	\$
539	Work Performed on the Great Lakes Including Deck Equipment Operator or Machineryman (Maintains Cranes Over 50 Tons or Backhoes 115,000 Lbs. or More); Tug, Launch or Loader, Dozer or Like Equipment When Operated on a Barge, Breakwater Wall, Slip, Dock or Scow, Deck Machinery.	34.50	20.04	54.54
540	Work Performed on the Great Lakes Including Deck Equipment Operator, Machineryman or Fireman (Operates 4 Units or More or Maintains Cranes 50 Tons or Under or Backhoes 115,000 Lbs. or Under); Deck Hand, Deck Engineer or Assistant Tug Operator; Off Road Trucks-Great Lakes ONLY.	34.50	20.04	54.54

LOCAL STREET OR MISCELLANEOUS PAVING CONSTRUCTION
--

Includes roads, streets, alleys, trails, bridges, paths, racetracks, parking lots and driveways (except residential or agricultural), public sidewalks or other similar projects (excluding projects awarded by the Wisconsin Department of Transportation).

SKILLED TRADES

Fringe Benefits Must Be Paid On <u>All</u> Hours Worked		HOURLY BASIC RATE OF PAY	HOURLY FRINGE BENEFITS	TOTAL
<u>CODE</u>	<u>TRADE OR OCCUPATION</u>	\$	\$	\$
103	Bricklayer, Blocklayer or Stonemason	32.01	17.35	49.36
105	Carpenter	32.93	19.93	52.86
107	Cement Finisher	31.48	15.68	47.16
109	Electrician	31.27	22.81	54.08
111	Fence Erector	24.72	0.00	24.72
116	Ironworker	31.25	19.46	50.71
118	Line Constructor (Electrical)	38.25	17.31	55.56
124	Painter	24.50	16.60	41.10
125	Pavement Marking Operator	30.00	0.00	30.00
126	Piledriver	30.98	15.90	46.88
133	Rofer or Waterproofer	29.40	6.25	35.65
137	Teledata Technician or Installer	21.89	11.85	33.74
143	Tuckpointer, Caulker or Cleaner	35.25	13.15	48.40
144	Underwater Diver (Except on Great Lakes)	38.80	20.17	58.97
150	Heavy Equipment Operator - ELECTRICAL LINE CONSTRUCTION ONLY	34.43	15.24	49.67
151	Light Equipment Operator -ELECTRICAL LINE CONSTRUCTION ONLY	30.60	14.86	45.46
152	Heavy Truck Driver - ELECTRICAL LINE CONSTRUCTION ONLY	26.78	13.63	40.41
153	Light Truck Driver - ELECTRICAL LINE CONSTRUCTION ONLY	24.86	12.97	37.83
154	Groundman - ELECTRICAL LINE CONSTRUCTION ONLY	21.75	12.70	34.45

TRUCK DRIVERS

Fringe Benefits Must Be Paid On <u>All</u> Hours Worked		HOURLY BASIC RATE OF PAY	HOURLY FRINGE BENEFITS	TOTAL
<u>CODE</u>	<u>TRADE OR OCCUPATION</u>	\$	\$	\$
201	Single Axle or Two Axle	30.00	15.00	45.00

Fringe Benefits Must Be Paid On <u>All</u> Hours Worked		HOURLY BASIC RATE OF PAY	HOURLY FRINGE BENEFITS	TOTAL
CODE	TRADE OR OCCUPATION	\$	\$	\$
203	Three or More Axle	17.00	0.00	17.00
204	Articulated, Euclid, Dumptor, Off Road Material Hauler	32.89	18.96	51.85
205	Pavement Marking Vehicle	17.00	0.00	17.00
206	Shadow or Pilot Vehicle	30.00	15.00	45.00
207	Truck Mechanic	17.00	0.00	17.00

LABORERS

Fringe Benefits Must Be Paid On <u>All</u> Hours Worked		HOURLY BASIC RATE OF PAY	HOURLY FRINGE BENEFITS	TOTAL
CODE	TRADE OR OCCUPATION	\$	\$	\$
301	General Laborer	28.07	13.25	41.32
303	Landscaper Future Increase(s): Add \$1.60/hr on 6/1/14. Premium Increase(s): DOT PREMIUMS: 1) Pay two times the hourly basic rate on Sunday, New Year's Day, Memorial Day, Independence Day, Labor Day, Thanksgiving Day & Christmas Day. 2) Add \$1.25/hr for work on projects involving temporary traffic control setup, for lane and shoulder closures, when work under artificial illumination conditions is necessary as required by the project provisions (including prep time prior to and/or cleanup after such time period).	29.04	14.63	43.67
304	Flagperson or Traffic Control Person	24.70	10.72	35.42
311	Fiber Optic Laborer (Outside, Other Than Concrete Encased)	18.31	12.67	30.98
314	Railroad Track Laborer	23.46	3.30	26.76

**HEAVY EQUIPMENT OPERATORS
CONCRETE PAVEMENT OR BRIDGE WORK**

Fringe Benefits Must Be Paid On <u>All</u> Hours Worked		HOURLY BASIC RATE OF PAY	HOURLY FRINGE BENEFITS	TOTAL
CODE	TRADE OR OCCUPATION	\$	\$	\$
541	Crane, Tower Crane, Pedestal Tower or Derrick, With or Without Attachments, With a Lifting Capacity of Over 100 Tons, Self-Erecting Tower Crane With a Lifting Capacity Of Over 4,000 Lbs., Crane With Boom Dollies; Crane, Tower Crane, Pedestal Tower or Derrick, With Boom, Leads &/or Jib Lengths Measuring 176 Ft or Over; Master Mechanic. Future Increase(s): Add \$1.75/hr on 6/1/2014); Add \$1.25/hr on 6/1/2015); Add \$1.30/hr on 6/1/2016); Add \$1.25/hr on 6/1/2017. Premium Increase(s): DOT PREMIUMS: 1) Pay two times the hourly basic rate on Sunday, New Year's Day, Memorial Day, Independence Day, Labor Day, Thanksgiving Day & Christmas Day. 2) Add \$1.50/hr night work premium. See DOT'S website for details about the applicability of this night work premium at: http://www.dot.wi.gov/business/civilrights/laborwages/pwc.htm .	36.72	20.40	57.12
542	Backhoe (Track Type) Having a Mfgr.'s Rated Capacity of 130,000 Lbs. or Over; Caisson Rig; Crane, Tower Crane, Portable Tower, Pedestal Tower or Derrick, With or Without Attachments, With a Lifting Capacity of 100 Tons or Under, Self-Erecting Tower Crane With a Lifting Capacity of 4,000 Lbs. & Under; Crane, Tower Crane Portable Tower, Pedestal Tower or Derrick, With Boom, Leads &/or Jib Lengths Measuring 175 Ft or Under; Dredge (NOT Performing Work on the Great Lakes); Licensed Boat Pilot (NOT Performing Work on the Great Lakes); Pile Driver. Future Increase(s): Add \$1.75/hr on 6/1/2014); Add \$1.25/hr on 6/1/2015); Add \$1.30/hr on 6/1/2016); Add \$1.25/hr on 6/1/2017. Premium Increase(s): DOT PREMIUMS: 1) Pay two times the hourly basic rate on Sunday, New Year's Day, Memorial Day, Independence Day, Labor Day, Thanksgiving Day & Christmas Day. 2) Add \$1.50/hr night work premium. See DOT'S website for details about the applicability of this night work premium at: http://www.dot.wi.gov/business/civilrights/laborwages/pwc.htm .	36.22	20.40	56.62

Fringe Benefits Must Be Paid On <u>All</u> Hours Worked		HOURLY BASIC RATE OF PAY	HOURLY FRINGE BENEFITS	TOTAL
CODE	TRADE OR OCCUPATION	\$	\$	\$
543	<p>Air Track, Rotary or Percussion Drilling Machine &/or Hammers, Blaster; Automatic Subgrader (Concrete); Backhoe (Track Type) Having a Mfgr.'s Rated Capacity of Under 130,000 Lbs., Backhoe (Mini, 15,000 Lbs. & Under); Boring Machine (Directional, Horizontal or Vertical); Bridge (Bidwell) Paver; Bulldozer or Endloader; Concrete Batch Plant, Batch Hopper; Concrete Breaker (Large, Auto, Vibratory/Sonic, Manual or Remote); Concrete Bump Cutter, Grinder, Planing or Grooving Machine; Concrete Conveyor System; Concrete Laser/Screed; Concrete Paver (Slipform); Concrete Pump, Concrete Conveyor (Rotec or Bidwell Type); Concrete Slipform Placer Curb & Gutter Machine; Concrete Spreader & Distributor; Crane (Carry Deck, Mini) or Truck Mounted Hydraulic Crane (10 Tons or Under); Crane With a Lifting Capacity of 25 Tons or Under; Forestry Equipment, Timbco, Tree Shear, Tub Grinder, Processor; Gradall (Cruz-Aire Type); Grader or Motor Patrol; Grout Pump; Hydro-Blaster (10,000 PSI or Over); Loading Machine (Conveyor); Manhoist; Material or Stack Hoist; Mechanic or Welder; Milling Machine; Post Hole Digger or Driver; Scraper (Self Propelled or Tractor Drawn) 5 cu yds or More Capacity; Shoulder Widener; Sideboom; Skid Rig; Stabilizing or Concrete Mixer (Self-Propelled or 14S or Over); Straddle Carrier or Travel Lift; Tractor (Scraper, Dozer, Pusher, Loader); Tractor or Truck Mounted Hydraulic Backhoe; Trencher (Wheel Type or Chain Type); Tube Finisher; Tugger (NOT Performing Work on the Great Lakes); Winches & A-Frames.</p> <p>Future Increase(s): Add \$1.75/hr on 6/1/2014); Add \$1.25/hr on 6/1/2015); Add \$1.30/hr on 6/1/2016); Add \$1.25/hr on 6/1/2017.</p> <p>Premium Increase(s): DOT PREMIUMS: 1) Pay two times the hourly basic rate on Sunday, New Year's Day, Memorial Day, Independence Day, Labor Day, Thanksgiving Day & Christmas Day. 2) Add \$1.50/hr night work premium. See DOT'S website for details about the applicability of this night work premium at: http://www.dot.wi.gov/business/civilrights/laborwages/pwc.htm.</p>	35.72	20.40	56.12
544	<p>Backfiller; Belting, Burlap, Texturing Machine; Broom or Sweeper; Compactor (Self-Propelled or Tractor Mounted, Towed & Light Equipment); Concrete Finishing Machine (Road Type); Environmental Burner; Farm or Industrial Type Tractor; Fireman (Pile Driver & Derrick NOT Performing Work on the Great Lakes); Forklift; Greaser; Jeep Digger; Joint Sawyer (Multiple Blade); Launch (NOT Performing Work on the Great Lakes); Lift Slab Machine; Mechanical Float; Mulcher; Power Subgrader; Robotic Tool Carrier (With or Without Attachments); Self Propelled Chip Spreader; Shouldering Machine; Skid Steer Loader (With or Without Attachments); Telehandler; Tining or Curing Machine.</p>	33.96	19.79	53.75
545	<p>Air Compressor (&/or 400 CFM or Over); Air, Electric or Hydraulic Jacking System; Automatic Belt Conveyor & Surge Bin; Boiler (Temporary Heat); Concrete Proportioning Plant; Crusher, Screening or Wash Plant; Generator (&/or 150 KW or Over); Heaters (Mechanical); High Pressure Utility Locating Machine (Daylighting Machine); Mudjack; Oiler; Prestress Machine; Pug Mill; Pump (3 Inch or Over) or Well Points; Rock, Stone Breaker; Screed (Milling Machine); Stump Chipper; Tank Car Heaters; Vibratory Hammer or Extractor, Power Pack.</p>	30.32	18.46	48.78
546	Fiber Optic Cable Equipment.	26.69	16.65	43.34

Fringe Benefits Must Be Paid On <u>All</u> Hours Worked		HOURLY BASIC RATE OF PAY	HOURLY FRINGE BENEFITS	TOTAL
CODE	TRADE OR OCCUPATION	\$	\$	\$
547	Work Performed on the Great Lakes Including Diver; Wet Tender or Hydraulic Dredge Engineer.	38.80	20.17	58.97
548	Work Performed on the Great Lakes Including 70 Ton & Over Tug Operator; Assistant Hydraulic Dredge Engineer; Crane or Backhoe Operator; Hydraulic Dredge Leverman or Diver's Tender; Mechanic or Welder.	38.80	20.17	58.97
549	Work Performed on the Great Lakes Including Deck Equipment Operator or Machineryman (Maintains Cranes Over 50 Tons or Backhoes 115,000 Lbs. or more); Tug, Launch or Loader, Dozer or Like Equipment When Operated on a Barge, Breakwater Wall, Slip, Dock or Scow, Deck Machinery.	34.50	20.04	54.54
550	Work Performed on the Great Lakes Including Deck Equipment Operator; Machineryman or Fireman (Operates 4 Units or More or Maintains Cranes 50 Tons or Under or Backhoes 115,000 Lbs. or Under); Deck Hand, Deck Engineer or Assistant Tug Operator; Off Road Trucks - Great Lakes ONLY.	34.50	20.04	54.54

**HEAVY EQUIPMENT OPERATORS
ASPHALT PAVEMENT OR OTHER WORK**

Fringe Benefits Must Be Paid On <u>All</u> Hours Worked		HOURLY BASIC RATE OF PAY	HOURLY FRINGE BENEFITS	TOTAL
CODE	TRADE OR OCCUPATION	\$	\$	\$
551	Crane, Tower Crane, Pedestal Tower or Derrick, With or Without Attachments, With a Lifting Capacity of Over 100 Tons, Self Erecting Tower Crane With a Lifting Capacity of Over 4,000 Lbs., Crane With Boom Dollies; Crane, Tower Crane, Pedestal Tower or Derrick, With Boom, Leads and/or Jib Lengths Measuring 176 Ft or Over; Master Mechanic.	35.12	18.46	53.58
552	Backhoe (Track Type) Having a Mfgr.'s Rated Capacity of 130,000 Lbs. or Over; Caisson Rig; Crane, Tower Crane, Portable Tower, Pedestal Tower or Derrick, With or Without Attachments, With a Lifting Capacity of 100 Tons or Under, Self-Erecting Tower Crane With a Lifting Capacity Of 4,000 Lbs. & Under; Crane, Tower Crane, Portable Tower, Pedestal Tower or Derrick, With Boom, Leads &/or Jib Lengths Measuring 175 Ft or Under; Dredge (NOT Performing Work on the Great Lakes); Licensed Boat Pilot (NOT Performing Work on the Great Lakes); Pile Driver. Future Increase(s): Add \$1.75/hr on 6/1/2014); Add \$1.25/hr on 6/1/2015); Add \$1.30/hr on 6/1/2016); Add \$1.25/hr on 6/1/2017. Premium Increase(s): DOT PREMIUMS: 1) Pay two times the hourly basic rate on Sunday, New Year's Day, Memorial Day, Independence Day, Labor Day, Thanksgiving Day & Christmas Day. 2) Add \$1.50/hr night work premium. See DOT'S website for details about the applicability of this night work premium at: http://www.dot.wi.gov/business/civilrights/laborwages/pwc.htm .	36.22	20.40	56.62

Fringe Benefits Must Be Paid On <u>All</u> Hours Worked		HOURLY BASIC RATE OF PAY	HOURLY FRINGE BENEFITS	TOTAL
CODE	TRADE OR OCCUPATION	\$	\$	\$
553	Air, Track, Rotary or Percussion Drilling Machine &/or Hammers, Blaster; Asphalt Heater, Planer & Scarifier; Asphalt Milling Machine; Asphalt Screed; Backhoe (Track Type) Having a Mfgr.'s Rated Capacity of Under 130,000 Lbs., Backhoe (Mini, 15,000 Lbs. & Under); Bituminous (Asphalt) Plant & Paver, Screed; Boring Machine (Directional, Horizontal or Vertical); Bulldozer or Endloader; Concrete Breaker (Large, Auto, Vibratory/Sonic, Manual or Remote); Concrete Conveyor System; Concrete Laser/Screed; Concrete Slipform Placer Curb & Gutter Machine; Crane (Carry Deck, Mini) or Truck Mounted Hydraulic Crane (10 Tons or Under); Crane With a Lifting Capacity of 25 Tons or Under; Forestry Equipment, Timbco, Tree Shear, Tub Grinder, Processor; Gradall (Cruz-Aire Type); Grader or Motor Patrol; Hydro-Blaster (10,000 PSI or Over); Loading Machine (Conveyor); Manhoist; Material or Stack Hoist; Mechanic or Welder; Milling Machine; Post Hole Digger or Driver; Railroad Track Rail Leveling Machine, Tie Placer, Extractor, Tamper, Stone Leveler or Rehabilitation Equipment; Roller (Over 5 Ton); Scraper (Self Propelled or Tractor Drawn) 5 cu yds or More Capacity; Shoulder Widener; Sideboom; Skid Rig; Stabilizing or Concrete Mixer (Self-Propelled or 14S or Over); Tractor (Scraper, Dozer, Pusher, Loader); Tractor or Truck Mounted Hydraulic Backhoe; Trencher (Wheel Type or Chain Type); Tube Finisher; Tugger (NOT Performing Work on the Great Lakes); Winches & A-Frames.	32.89	18.96	51.85
554	Backfiller; Broom or Sweeper; Compactor (Self-Propelled or Tractor Mounted, Towed & Light Equipment); Concrete Finishing Machine (Road Type); Environmental Burner; Farm or Industrial Type Tractor; Fireman (Asphalt Plant, Pile Driver & Derrick NOT Performing Work on the Great Lakes); Forklift; Greaser; Hoist (Tugger, Automatic); Jeep Digger; Joint Sawyer (Multiple Blade); Launch (NOT Performing Work on the Great Lakes); Lift Slab Machine; Mechanical Float; Mulcher; Power Subgrader; Robotic Tool Carrier (With or Without Attachments); Roller (Rubber Tire, 5 Ton or Under); Self-Propelled Chip Spreader; Shouldering Machine; Skid Steer Loader (With or Without Attachments); Telehandler.	33.67	19.48	53.15
555	Air Compressor (&/or 400 CFM or Over); Air, Electric or Hydraulic Jacking System; Augers (Vertical & Horizontal); Automatic Belt Conveyor & Surge Bin; Boiler (Temporary Heat); Crusher, Screening or Wash Plant; Generator (&/or 150 KW or Over); Heaters (Mechanical); High Pressure Utility Locating Machine (Daylighting Machine); Mudjack; Oiler; Prestress Machine; Pug Mill; Pump (3 Inch or Over) or Well Points; Rock, Stone Breaker; Screed (Milling Machine); Stump Chipper; Tank Car Heaters; Vibratory Hammer or Extractor, Power Pack. Future Increase(s): Add \$1.75/hr on 6/1/2014); Add \$1.25/hr on 6/1/2015); Add \$1.30/hr on 6/1/2016); Add \$1.25/hr on 6/1/2017. Premium Increase(s): DOT PREMIUMS: 1) Pay two times the hourly basic rate on Sunday, New Year's Day, Memorial Day, Independence Day, Labor Day, Thanksgiving Day & Christmas Day. 2) Add \$1.50/hr night work premium. See DOT'S website for details about the applicability of this night work premium at: http://www.dot.wi.gov/business/civilrights/laborwages/pwc.htm .	35.17	20.40	55.57
556	Fiber Optic Cable Equipment.	26.69	16.65	43.34

RESIDENTIAL OR AGRICULTURAL CONSTRUCTION

Includes single family houses or apartment buildings of no more than four (4) stories in height and all buildings, structures or facilities that are primarily used for agricultural or farming purposes, excluding commercial buildings. For classification purposes, the exterior height of a residential building, in terms of stories, is the primary consideration. All incidental items such as site work, driveways, parking lots, private sidewalks, private septic systems or sewer and water laterals connected to a public system and swimming pools are included within this definition. Residential buildings of five (5) stories and above are NOT included within this definition.

SKILLED TRADES

<u>CODE</u>	<u>TRADE OR OCCUPATION</u>	<u>HOURLY BASIC RATE OF PAY</u>	<u>HOURLY FRINGE BENEFITS</u>	<u>TOTAL</u>
		\$	\$	\$
101	Acoustic Ceiling Tile Installer Future Increase(s): Add \$1.25/hr on 6/2/2014.	33.68	19.81	53.49
102	Boilermaker	26.00	4.73	30.73
103	Bricklayer, Blocklayer or Stonemason	32.01	13.26	45.27
104	Cabinet Installer	22.00	1.05	23.05
105	Carpenter	30.48	3.24	33.72
106	Carpet Layer or Soft Floor Coverer	23.68	3.20	26.88
107	Cement Finisher	20.93	5.94	26.87
108	Drywall Taper or Finisher	22.50	0.88	23.38
109	Electrician	27.50	7.47	34.97
110	Elevator Constructor	42.86	23.84	66.70
111	Fence Erector	18.52	4.89	23.41
112	Fire Sprinkler Fitter	52.82	5.54	58.36
113	Glazier	38.03	13.42	51.45
114	Heat or Frost Insulator	30.00	0.00	30.00
115	Insulator (Batt or Blown)	19.00	14.33	33.33
116	Ironworker	31.25	19.46	50.71
117	Lather	30.48	3.24	33.72
119	Marble Finisher	26.89	19.18	46.07
120	Marble Mason	32.01	13.26	45.27
121	Metal Building Erector	17.00	3.82	20.82
123	Overhead Door Installer	12.00	0.00	12.00
124	Painter	20.00	4.22	24.22

Fringe Benefits Must Be Paid On <u>All</u> Hours Worked		HOURLY BASIC RATE OF PAY	HOURLY FRINGE BENEFITS	TOTAL
CODE	TRADE OR OCCUPATION	\$	\$	\$
125	Pavement Marking Operator	30.00	0.00	30.00
129	Plasterer	25.00	0.00	25.00
130	Plumber	30.00	10.62	40.62
132	Refrigeration Mechanic	19.75	8.56	28.31
133	Roofer or Waterproofer	17.00	3.72	20.72
134	Sheet Metal Worker	21.03	3.40	24.43
135	Steamfitter	31.72	16.10	47.82
137	Teledata Technician or Installer	24.75	8.09	32.84
138	Temperature Control Installer	22.50	0.70	23.20
139	Terrazzo Finisher	26.89	19.18	46.07
140	Terrazzo Mechanic	30.20	18.42	48.62
141	Tile Finisher	23.77	16.50	40.27
142	Tile Setter	21.00	0.00	21.00
143	Tuckpointer, Caulker or Cleaner	32.50	0.02	32.52
146	Well Driller or Pump Installer	27.60	5.80	33.40
147	Siding Installer	20.18	0.00	20.18

TRUCK DRIVERS

Fringe Benefits Must Be Paid On <u>All</u> Hours Worked		HOURLY BASIC RATE OF PAY	HOURLY FRINGE BENEFITS	TOTAL
CODE	TRADE OR OCCUPATION	\$	\$	\$
201	Single Axle or Two Axle	28.05	4.16	32.21
203	Three or More Axle	18.00	2.37	20.37
205	Pavement Marking Vehicle	18.00	2.37	20.37
207	Truck Mechanic	19.00	1.85	20.85

LABORERS

Fringe Benefits Must Be Paid On <u>All</u> Hours Worked		HOURLY BASIC RATE OF PAY	HOURLY FRINGE BENEFITS	TOTAL
CODE	TRADE OR OCCUPATION	\$	\$	\$
301	General Laborer	18.14	10.16	28.30
302	Asbestos Abatement Worker	17.00	3.86	20.86

Fringe Benefits Must Be Paid On <u>All</u> Hours Worked		HOURLY BASIC RATE OF PAY	HOURLY FRINGE BENEFITS	TOTAL
CODE	TRADE OR OCCUPATION	\$	\$	\$
303	Landscaper	30.00	0.00	30.00
311	Fiber Optic Laborer (Outside, Other Than Concrete Encased)	18.31	12.67	30.98
315	Final Construction Clean-Up Worker	16.00	0.00	16.00

**HEAVY EQUIPMENT OPERATORS
RESIDENTIAL OR AGRICULTURAL CONSTRUCTION**

Fringe Benefits Must Be Paid On <u>All</u> Hours Worked		HOURLY BASIC RATE OF PAY	HOURLY FRINGE BENEFITS	TOTAL
CODE	TRADE OR OCCUPATION	\$	\$	\$
557	Asphalt Heater, Planer & Scarifier; Asphalt Milling Machine; Asphalt Screed; Backhoe (Track Type); Backhoe (Mini, 15,000 Lbs. & Under); Bituminous (Asphalt) Plant & Paver, Screed; Boring Machine (Directional, Horizontal or Vertical); Bulldozer or Endloader; Concrete Breaker (Large, Auto, Vibratory/Sonic, Manual or Remote); Concrete Bump Cutter, Grinder, Planing or Grooving Machine; Concrete Conveyor System; Concrete Laser/Screed; Concrete Paver (Slipform); Concrete Pump, Concrete Conveyor (Rotec or Bidwell Type); Concrete Slipform Placer Curb & Gutter Machine; Concrete Spreader & Distributor; Crane (Carry Deck, Mini) or Truck Mounted Hydraulic Crane (10 Tons or Under); Crane With a Lifting Capacity of 25 Tons or Under; Crane, Shovel, Dragline, Clamshells; Forestry Equipment, TImbco, Tree Shear, Tub Grinder, Processor; Grader or Motor Patrol; Grout Pump; Hydro-Blaster (10,000 PSI or Over); Loading Machine (Conveyor); Manhoist; Material or Stack Hoist; Mechanic or Welder; Milling Machine; Roller (Over 5 Ton); Scraper (Self Propelled or Tractor Drawn) 5 cu yds or More Capacity; Shoulder Widener; Skid Rig; Stabilizing or Concrete Mixer (Self-Propelled or 14S or Over); Tractor (Scraper, Dozer, Pusher, Loader); Tractor or Truck Mounted Hydraulic Backhoe; Tractor or Truck Mounted Hydraulic Crane (10 Tons or Under); Trencher (Wheel Type or Chain Type); Winches & A-Frames.	29.70	20.08	49.78
558	Air Compressor (&/or 400 CFM or Over); Air, Electric or Hydraulic Jacking System; Backfiller; Belting, Burlap, Texturing Machine; Boiler (Temporary Heat); Broom or Sweeper; Compactor (Self-Propelled or Tractor Mounted, Towed & Light Equipment); Concrete Finishing Machine (Road Type); Farm or Industrial Type Tractor; Forklift; Generator (&/or 150 KW or Over); Heaters (Mechanical); High Pressure Utility Locating Machine (Daylighting Machine); Jeep Digger; Lift Slab Machine; Mulcher; Oiler; Post Hole Digger or Driver; Power Subgrader; Pump (3 Inch or Over) or Well Points; Robotic Tool Carrier (With or Without Attachments); Rock, Stone Breaker; Roller (Rubber Tire, 5 Tons or Under); Screed (Milling Machine); Self Propelled Chip Spreader; Shouldering Machine; Skid Steer Loader (With or Without Attachments); Stump Chipper; Telehandler; Vibratory Hammer or Extractor, Power Pack.	29.70	16.00	45.70

***** END OF RATES *****