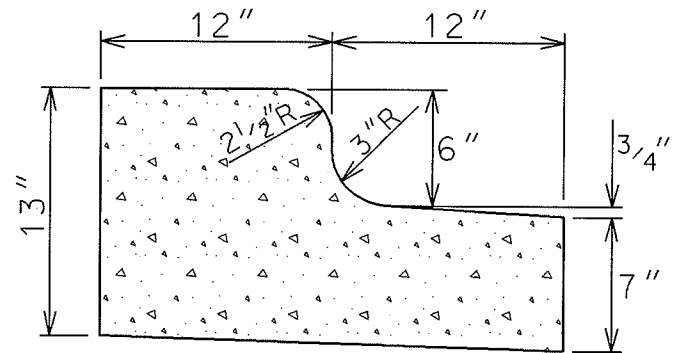
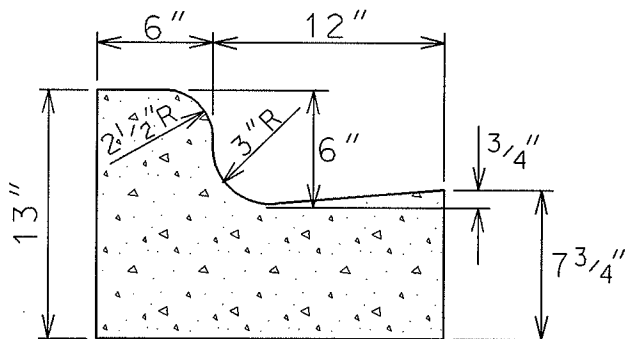


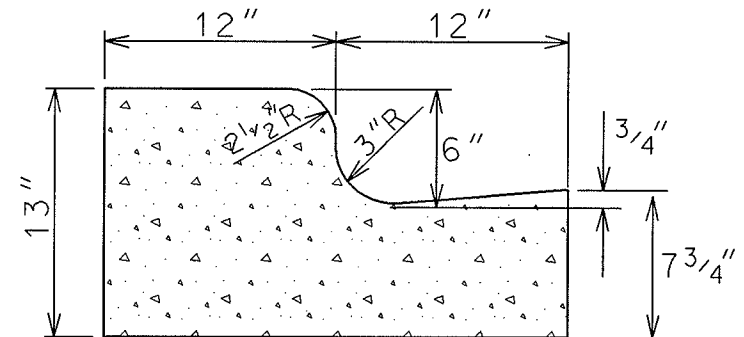
TYPE 'D' CONCRETE CURB & GUTTER



TYPE 'E' CONCRETE CURB & GUTTER



TYPE 'G' CONCRETE CURB & GUTTER



TYPE 'H' CONCRETE CURB & GUTTER

GENERAL NOTES:

LATERAL CONTRACTION JOINTS SHALL BE PLACED AT INTERVALS OF NOT MORE THAN 15' NOR LESS THAN 6' IN LENGTH. THE JOINTS SHALL BE A MINIMUM OF 3" IN DEPTH

EXPANSION JOINTS SHALL BE PLACED TRANSVERSLY AT RADIUS POINTS ON CURVES OF RADIUS 200' OR LESS, AND AT ANGLE POINTS, OR AS DIRECTED BY THE ENGINEER. THE EXPANSION JOINT SHALL BE A ONE PIECE ASPHALTIC MATERIAL HAVING THE SAME DIMENSIONS AS CURB & GUTTER AT THAT STATION AND BE 1/2" THICK.

IN ALL CASES, CONCRETE CURB & GUTTER SHALL BE PLACED ON THOROUGHLY COMPACTED CRUSHED STONE

80.5

2004

CITY OF MADISON  
ENGINEERING DIVISION

MADISON STANDARD  
CONCRETE CURB & GUTTER

STANDARD DETAIL DRAWING 3.08