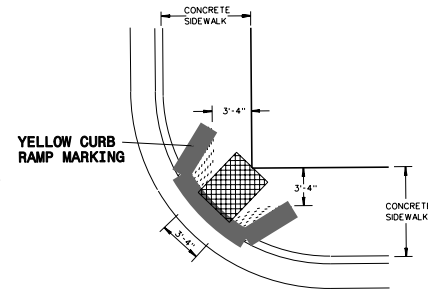
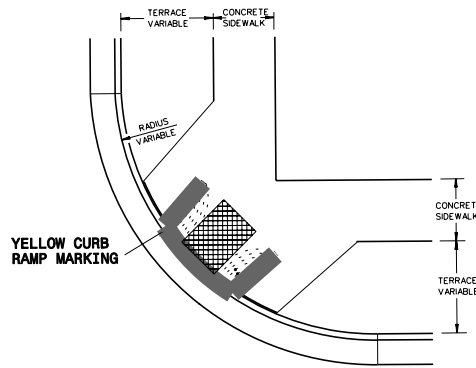
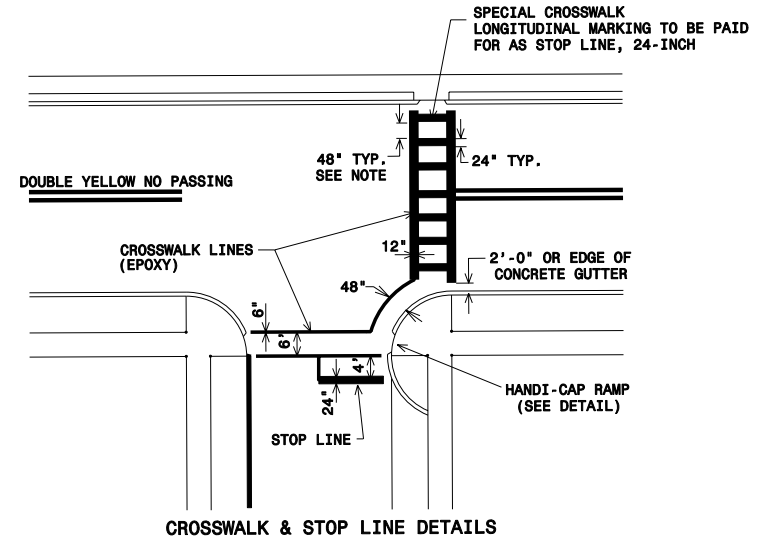


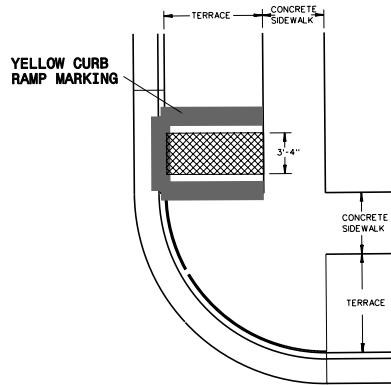
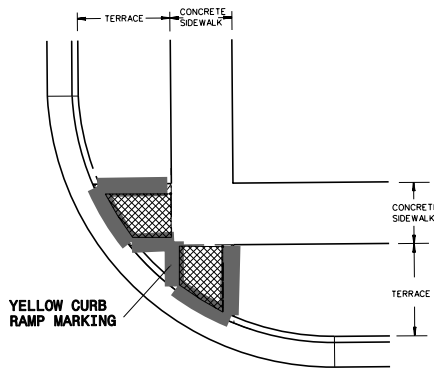
INTERSECTION MARKING DETAILS

SPECIAL CROSSWALKS

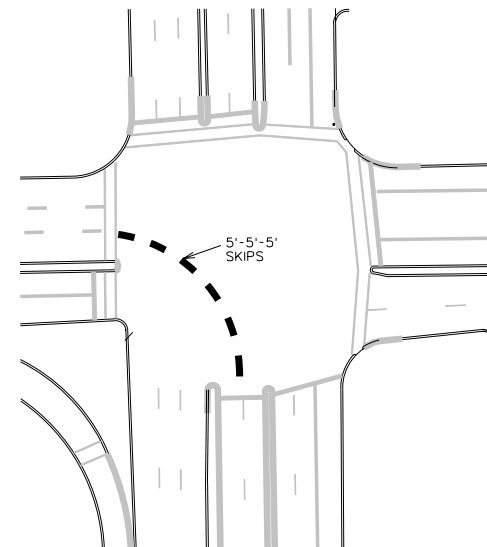
SPECIAL CROSSWALKS UTILIZE TWO 12-INCH WIDE LINES AND 24-INCH WIDE CROSSBARS. THESE CROSSBARS CONSIST OF ALTERNATELY MARKED WHITE BARS 24 INCHES WIDE THAT ARE PLACED PARALLEL TO THE DIRECTION OF THE TRAFFIC FLOW. THE SPACING BETWEEN THE MARKED BARS VARIES FROM 24 TO 48 INCHES AND IS DETERMINED IN THE FIELD USING THE LANE-ROAD WIDTH. THE INTENT IS TO PLACE ONE 24 INCH CROSSBAR CENTERED ON THE CENTER LINE/LANE LINE WITH THE SECOND CROSSBAR CENTERED EQUALLY BETWEEN THE WHEEL TRACKS AND THE THIRD CROSSBAR PLACED AN EQUAL DISTANCE OUTSIDE THE WHEEL TRACK. IN NO CASE SHALL THE CROSSBAR BE PLACED IN OR NEXT TO THE GUTTER SECTION.



TYPE 1 CURB RAMP MARKING DETAIL



TYPE 3 CURB RAMP MARKING DETAIL



TURN RADIUS LINE DETAILS

FEB 2005

CITY OF MADISON
ENGINEERING DIVISION

PAVEMENT MARKING
DETAILS
PAGE 2

STANDARD DETAIL DRAWING # 6.38

6.38