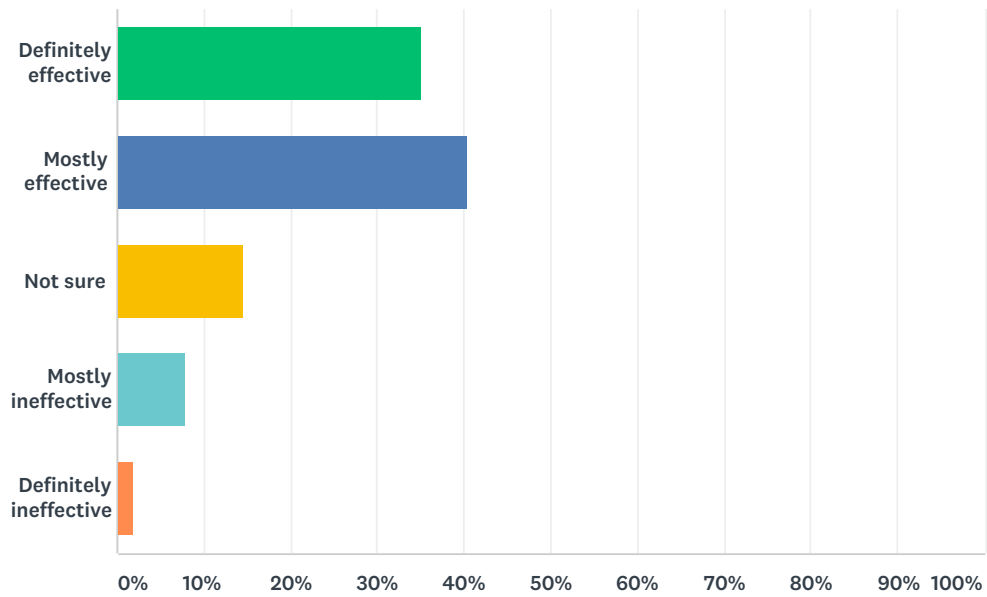


Q1 Does the MPD do an effective or ineffective job of keeping your neighborhood safe?

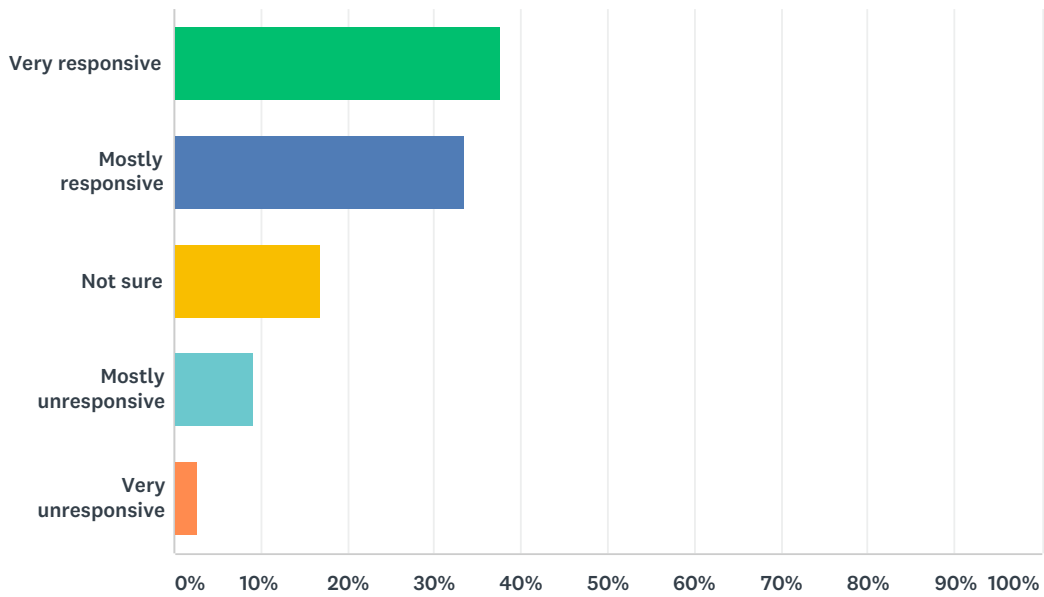
Answered: 2,685 Skipped: 14



| ANSWER CHOICES | RESPONSES | |
|------------------------|-----------|--------------|
| Definitely effective | 35.05% | 941 |
| Mostly effective | 40.45% | 1,086 |
| Not sure | 14.71% | 395 |
| Mostly ineffective | 7.97% | 214 |
| Definitely ineffective | 1.82% | 49 |
| TOTAL | | 2,685 |

Q2 Do you consider the MPD responsive or unresponsive to the specific needs and unique qualities of your neighborhood?

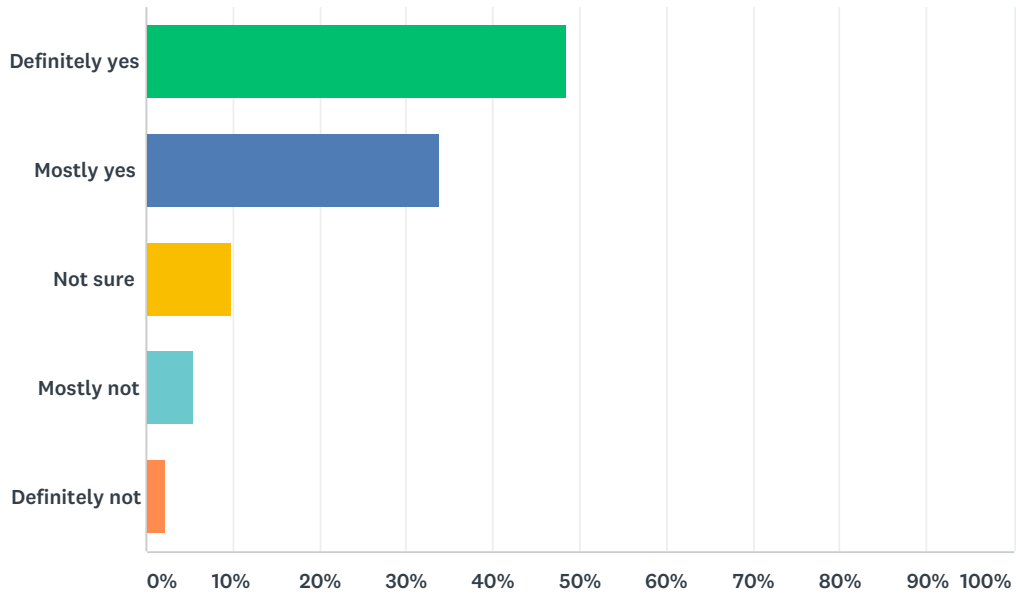
Answered: 2,681 Skipped: 18



| ANSWER CHOICES | RESPONSES | |
|---------------------|-----------|--------------|
| Very responsive | 37.67% | 1,010 |
| Mostly responsive | 33.42% | 896 |
| Not sure | 16.93% | 454 |
| Mostly unresponsive | 9.18% | 246 |
| Very unresponsive | 2.80% | 75 |
| TOTAL | | 2,681 |

Q3 To the best of your knowledge, do MPD officers conduct themselves with professionalism or not?

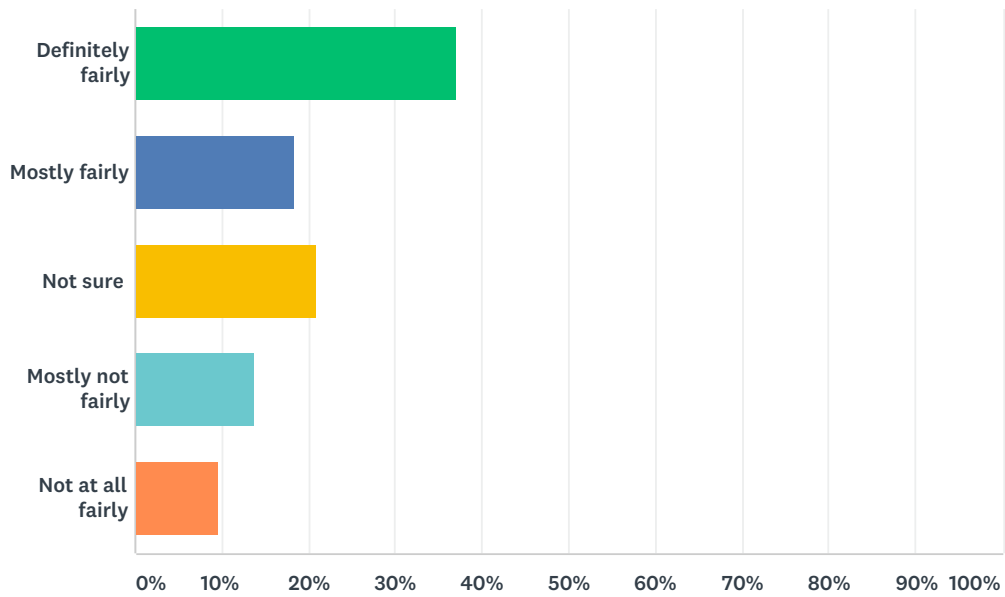
Answered: 2,669 Skipped: 30



| ANSWER CHOICES | RESPONSES | |
|----------------|-----------|--------------|
| Definitely yes | 48.48% | 1,294 |
| Mostly yes | 33.98% | 907 |
| Not sure | 9.85% | 263 |
| Mostly not | 5.40% | 144 |
| Definitely not | 2.29% | 61 |
| TOTAL | | 2,669 |

Q4 To the best of your knowledge, do MPD officers deal with people of all races and ethnicities fairly or not?

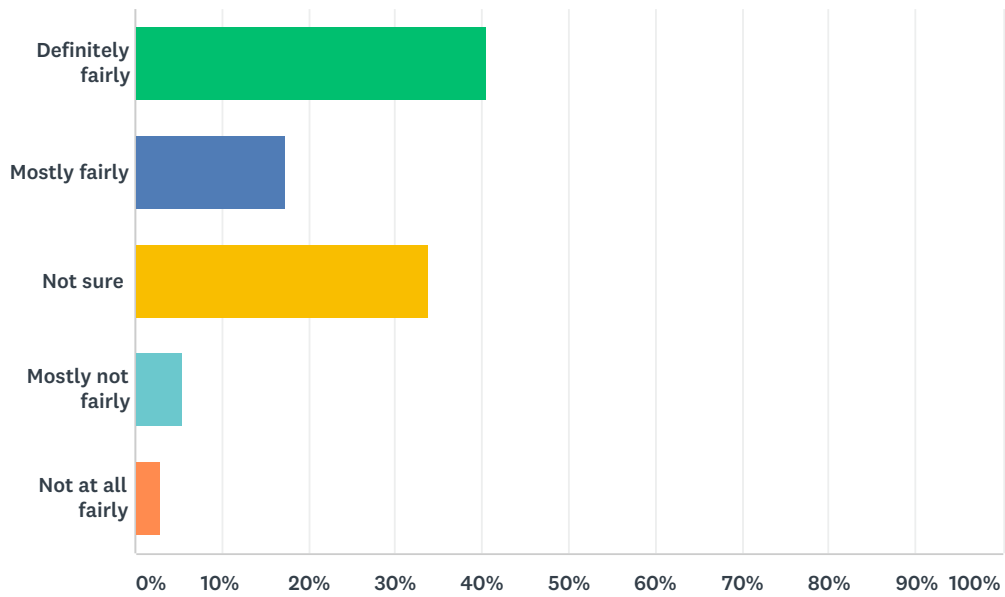
Answered: 2,677 Skipped: 22



| ANSWER CHOICES | RESPONSES | |
|-------------------|-----------|--------------|
| Definitely fairly | 37.06% | 992 |
| Mostly fairly | 18.42% | 493 |
| Not sure | 20.92% | 560 |
| Mostly not fairly | 13.90% | 372 |
| Not at all fairly | 9.71% | 260 |
| TOTAL | | 2,677 |

Q5 To the best of your knowledge, do MPD officers deal with people fairly regardless of sexual orientation or gender identity or not?

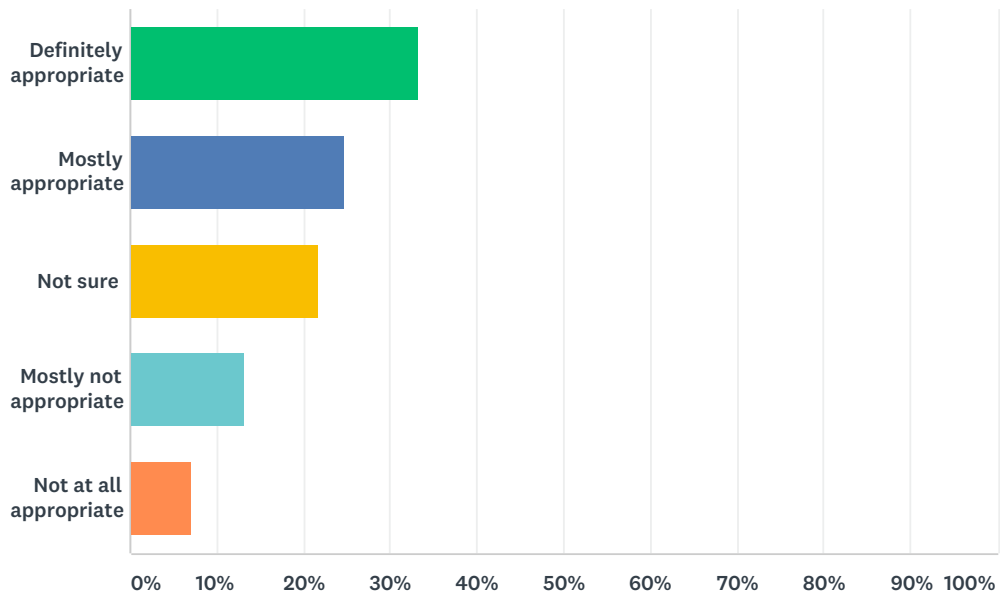
Answered: 2,677 Skipped: 22



| ANSWER CHOICES | RESPONSES | |
|-------------------|-----------|--------------|
| Definitely fairly | 40.53% | 1,085 |
| Mostly fairly | 17.44% | 467 |
| Not sure | 33.84% | 906 |
| Mostly not fairly | 5.34% | 143 |
| Not at all fairly | 2.84% | 76 |
| TOTAL | | 2,677 |

Q6 To the best of your knowledge, do MPD officers use physical force in appropriate ways or not?

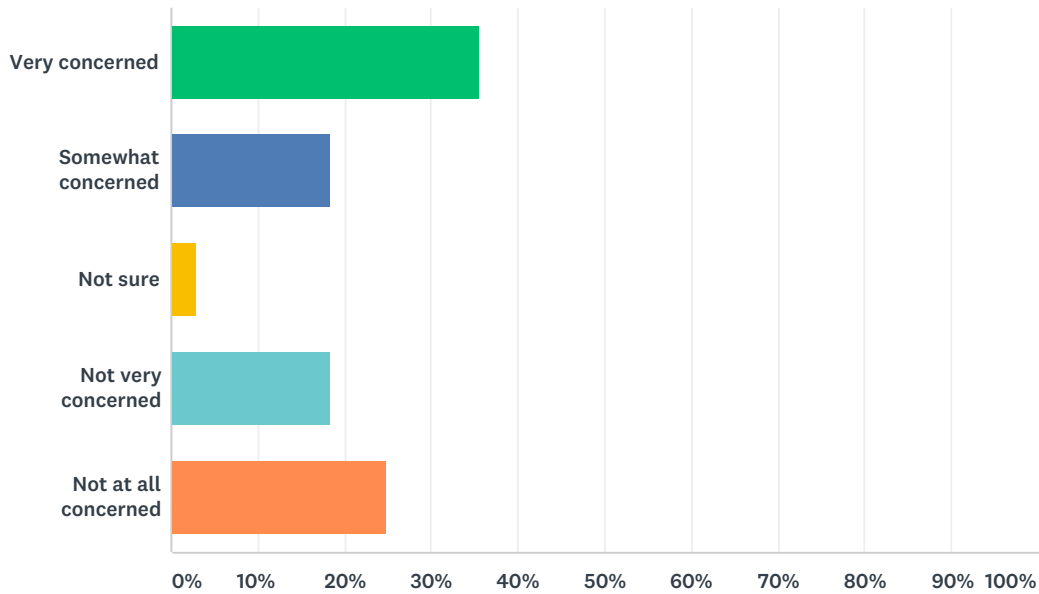
Answered: 2,683 Skipped: 16



| ANSWER CHOICES | RESPONSES | |
|------------------------|-----------|--------------|
| Definitely appropriate | 33.25% | 892 |
| Mostly appropriate | 24.75% | 664 |
| Not sure | 21.80% | 585 |
| Mostly not appropriate | 13.08% | 351 |
| Not at all appropriate | 7.12% | 191 |
| TOTAL | | 2,683 |

Q7 Have recent officer-involved shootings and force incidents involving MPD made you concerned about when and how the Department uses force, including deadly force?

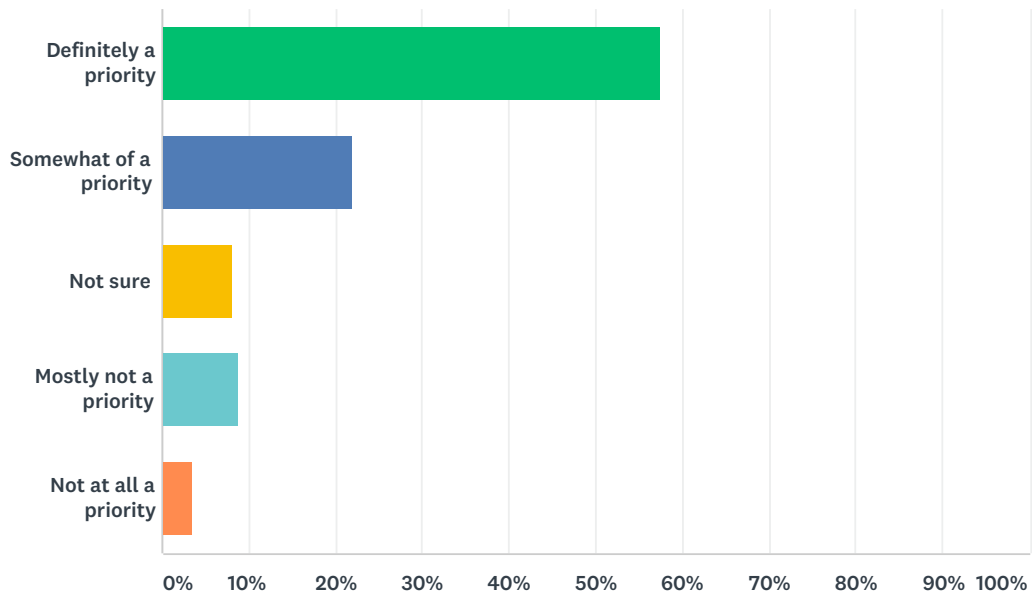
Answered: 2,687 Skipped: 12



| ANSWER CHOICES | RESPONSES | |
|----------------------|-----------|--------------|
| Very concerned | 35.47% | 953 |
| Somewhat concerned | 18.42% | 495 |
| Not sure | 2.83% | 76 |
| Not very concerned | 18.35% | 493 |
| Not at all concerned | 24.93% | 670 |
| TOTAL | | 2,687 |

Q8 Do you think that positive community relationships are a priority for MPD officers or not?

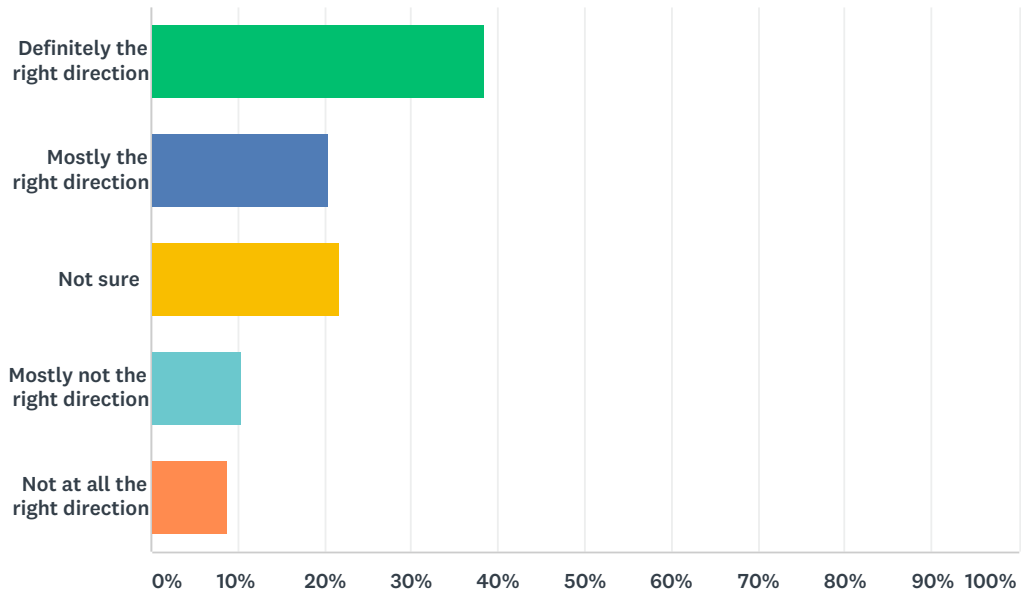
Answered: 2,687 Skipped: 12



| ANSWER CHOICES | RESPONSES | |
|------------------------|-----------|--------------|
| Definitely a priority | 57.57% | 1,547 |
| Somewhat of a priority | 21.92% | 589 |
| Not sure | 8.22% | 221 |
| Mostly not a priority | 8.71% | 234 |
| Not at all a priority | 3.57% | 96 |
| TOTAL | | 2,687 |

Q9 Is MPD leadership taking the Department in the right direction or not?

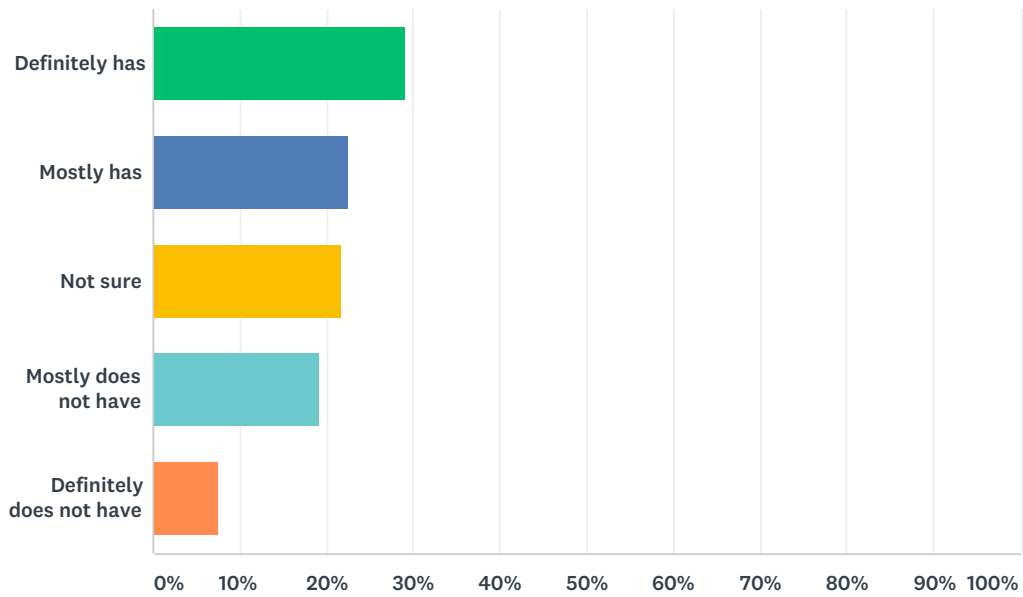
Answered: 2,686 Skipped: 13



| ANSWER CHOICES | RESPONSES | |
|--------------------------------|-----------|--------------|
| Definitely the right direction | 38.50% | 1,034 |
| Mostly the right direction | 20.55% | 552 |
| Not sure | 21.78% | 585 |
| Mostly not the right direction | 10.46% | 281 |
| Not at all the right direction | 8.71% | 234 |
| TOTAL | | 2,686 |

Q10 Do you think the public currently does or does not have effective ways to communicate with MPD about ideas, concerns or complaints?

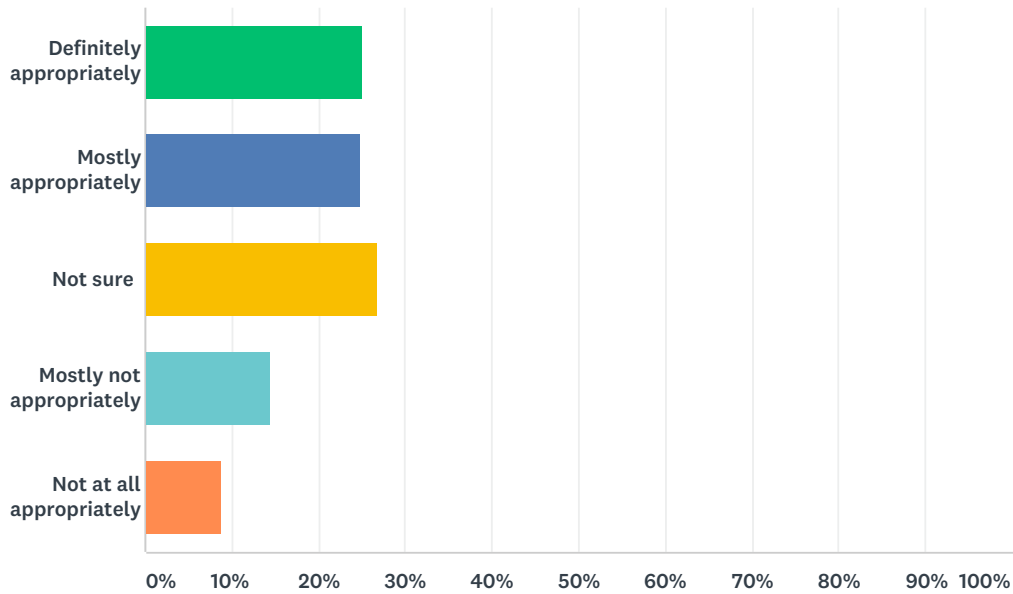
Answered: 2,680 Skipped: 19



| ANSWER CHOICES | RESPONSES | |
|--------------------------|-----------|--------------|
| Definitely has | 29.03% | 778 |
| Mostly has | 22.50% | 603 |
| Not sure | 21.75% | 583 |
| Mostly does not have | 19.25% | 516 |
| Definitely does not have | 7.46% | 200 |
| TOTAL | | 2,680 |

Q11 To the best of your knowledge, do MPD officers deal appropriately or not with the special needs of the mentally ill, homeless, and other at-risk groups in the city?

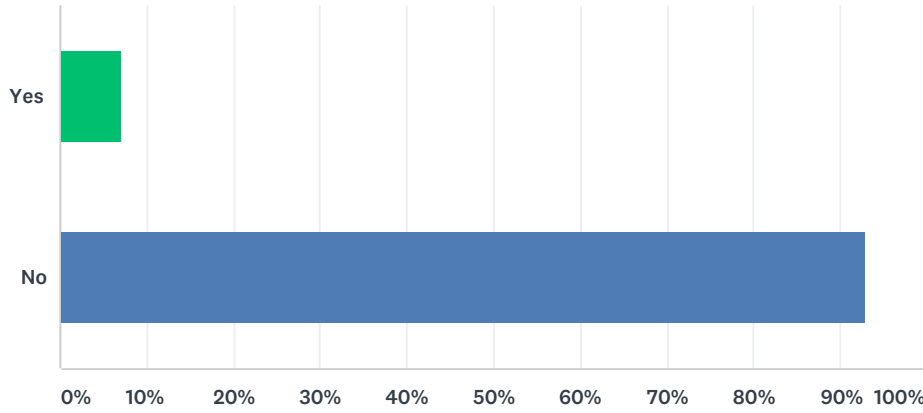
Answered: 2,687 Skipped: 12



| ANSWER CHOICES | RESPONSES | |
|--------------------------|-----------|--------------|
| Definitely appropriately | 25.16% | 676 |
| Mostly appropriately | 24.90% | 669 |
| Not sure | 26.80% | 720 |
| Mostly not appropriately | 14.40% | 387 |
| Not at all appropriately | 8.75% | 235 |
| TOTAL | | 2,687 |

Q12 I work for, or work closely with, the MPD.

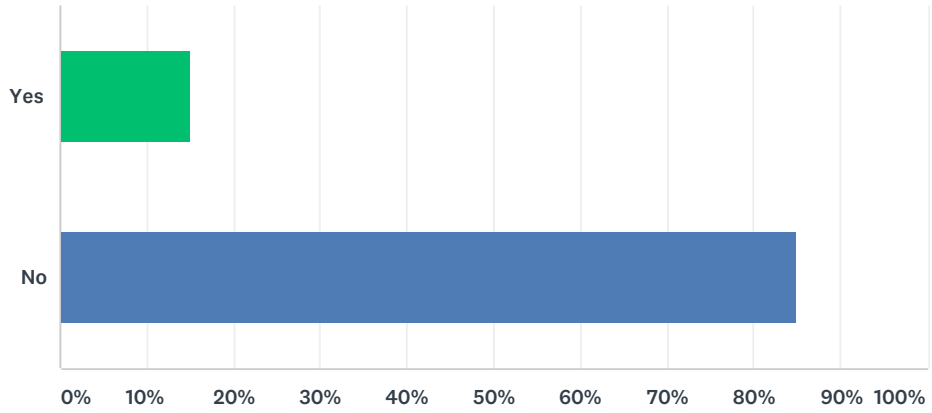
Answered: 2,648 Skipped: 51



| ANSWER CHOICES | RESPONSES | |
|----------------|-----------|-------|
| Yes | 7.02% | 186 |
| No | 92.98% | 2,462 |
| TOTAL | | 2,648 |

Q13 I am related to, or friends with, an employee of the MPD.

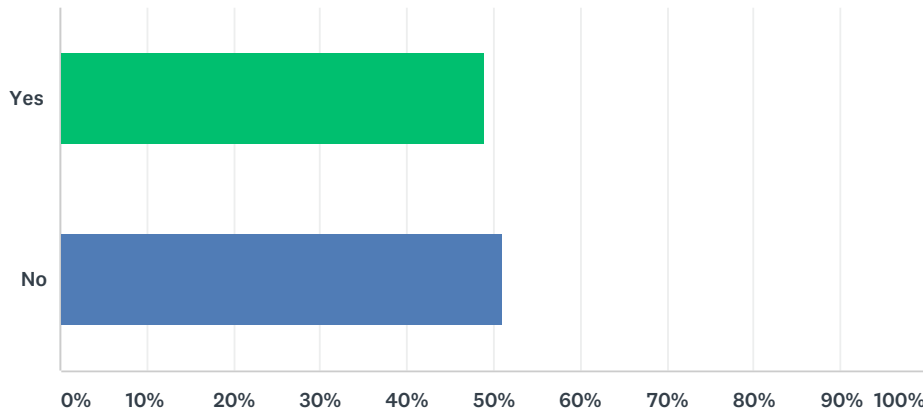
Answered: 2,649 Skipped: 50



| ANSWER CHOICES | RESPONSES | |
|----------------|-----------|-------|
| Yes | 15.06% | 399 |
| No | 84.94% | 2,250 |
| TOTAL | | 2,649 |

Q14 I personally have had an interaction with the MPD in the past 12 months (for example, to report a crime, or in connection with a traffic violation or other incident).

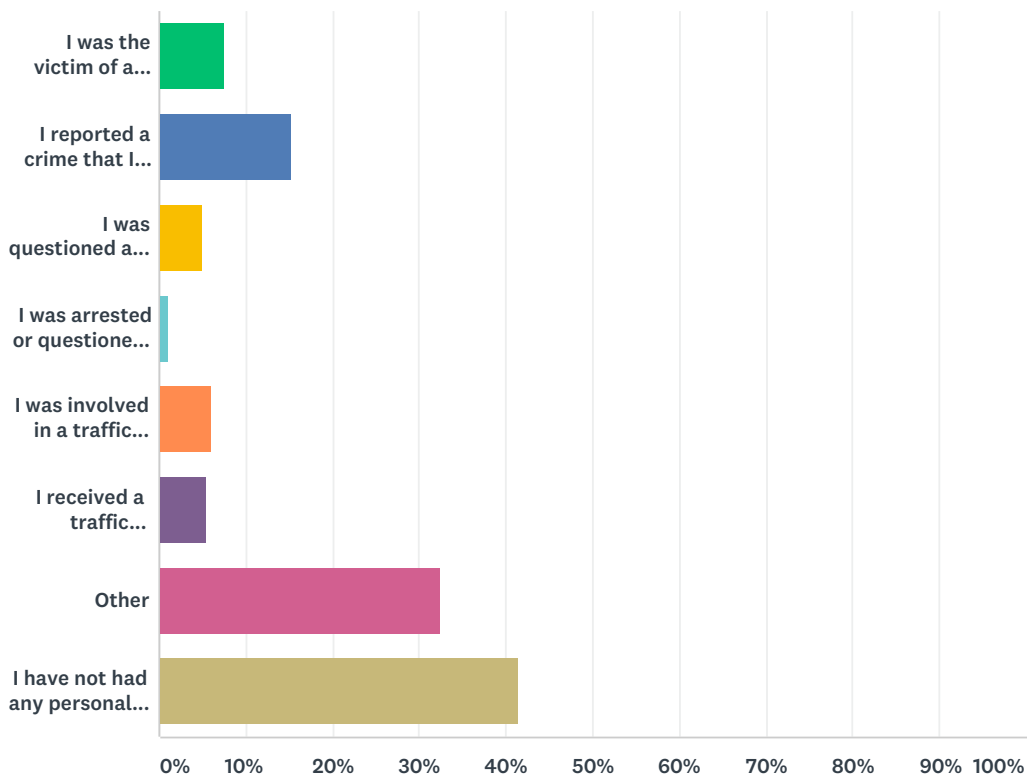
Answered: 2,648 Skipped: 51



| ANSWER CHOICES | RESPONSES | |
|----------------|-----------|-------|
| Yes | 48.87% | 1,294 |
| No | 51.13% | 1,354 |
| TOTAL | | 2,648 |

Q15 If you have had a personal interaction with the MPD in the past 12 months, please tell us the reason for that interaction. (mark all that apply)

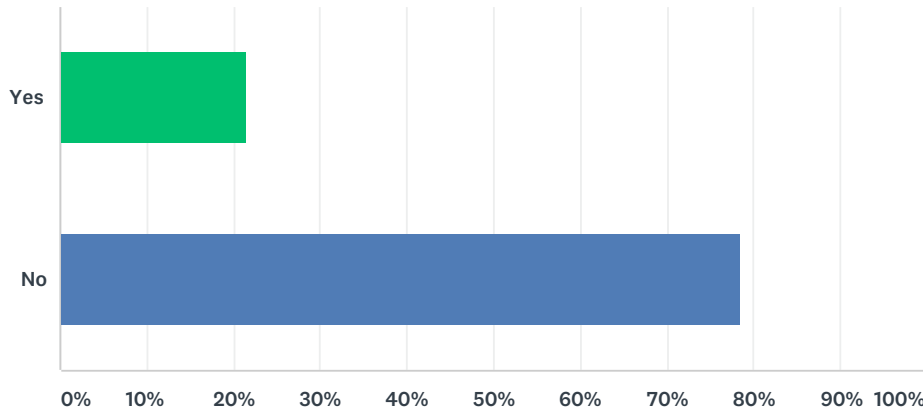
Answered: 2,192 Skipped: 507



| ANSWER CHOICES | RESPONSES | |
|--|-----------|-----|
| I was the victim of a crime | 7.48% | 164 |
| I reported a crime that I was not the victim of | 15.37% | 337 |
| I was questioned as a witness to a crime | 4.93% | 108 |
| I was arrested or questioned as a suspect of a crime | 0.96% | 21 |
| I was involved in a traffic accident | 6.02% | 132 |
| I received a traffic citation | 5.52% | 121 |
| Other | 32.44% | 711 |
| I have not had any personal interaction with the MPD in the past 12 months | 41.42% | 908 |
| Total Respondents: 2,192 | | |

Q16 I, or someone I personally know, has been treated unfairly by the MPD because of race or ethnicity.

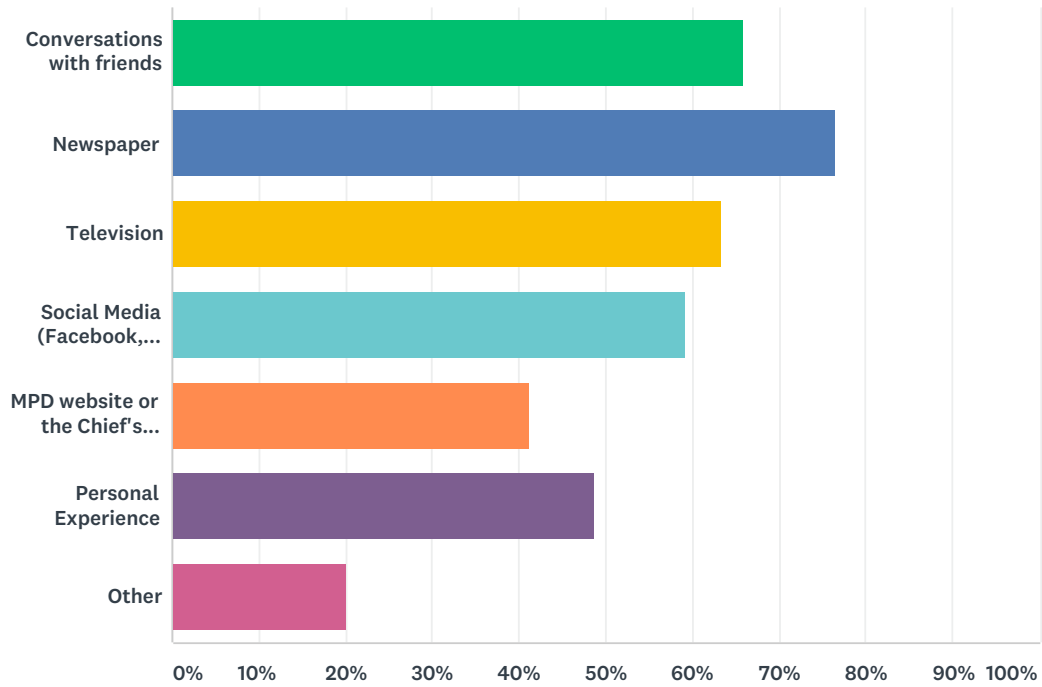
Answered: 2,632 Skipped: 67



| ANSWER CHOICES | RESPONSES | |
|----------------|-----------|-------|
| Yes | 21.62% | 569 |
| No | 78.38% | 2,063 |
| TOTAL | | 2,632 |

Q17 How do you get information about the MPD? (mark all that apply)

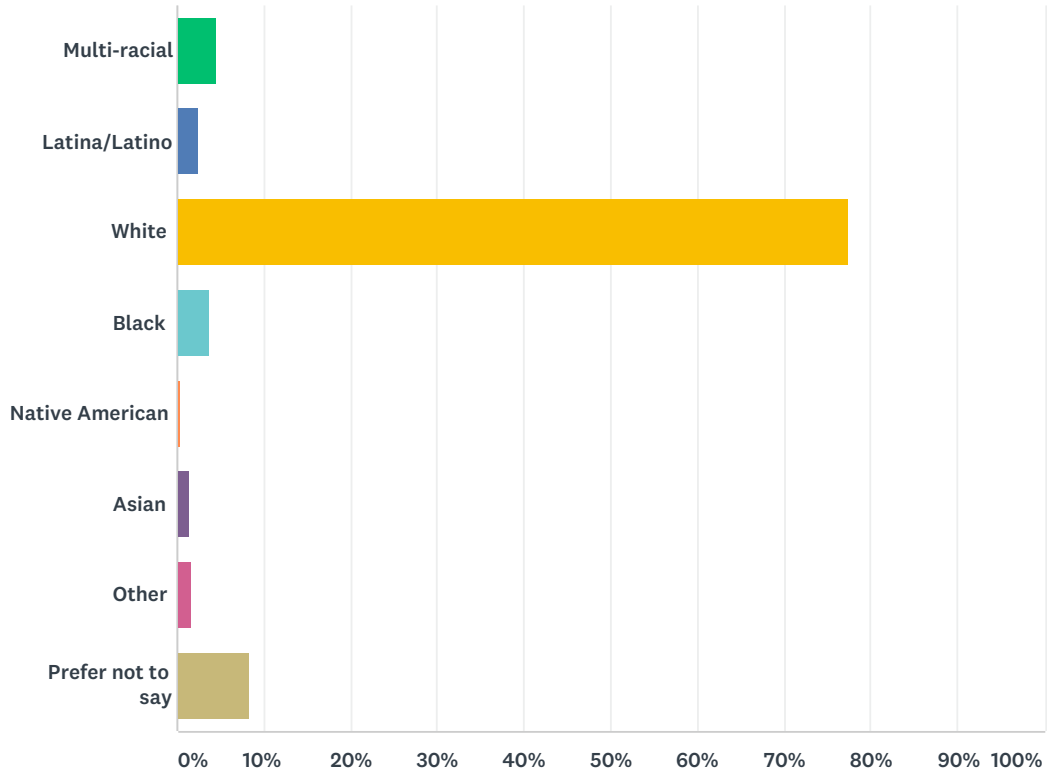
Answered: 2,571 Skipped: 128



| ANSWER CHOICES | RESPONSES | |
|--|-----------|-------|
| Conversations with friends | 65.81% | 1,692 |
| Newspaper | 76.58% | 1,969 |
| Television | 63.48% | 1,632 |
| Social Media (Facebook, Twitter, etc.) | 59.20% | 1,522 |
| MPD website or the Chief's blog | 41.31% | 1,062 |
| Personal Experience | 48.77% | 1,254 |
| Other | 20.11% | 517 |
| Total Respondents: 2,571 | | |

Q18 What racial/ethnic category best describes you?

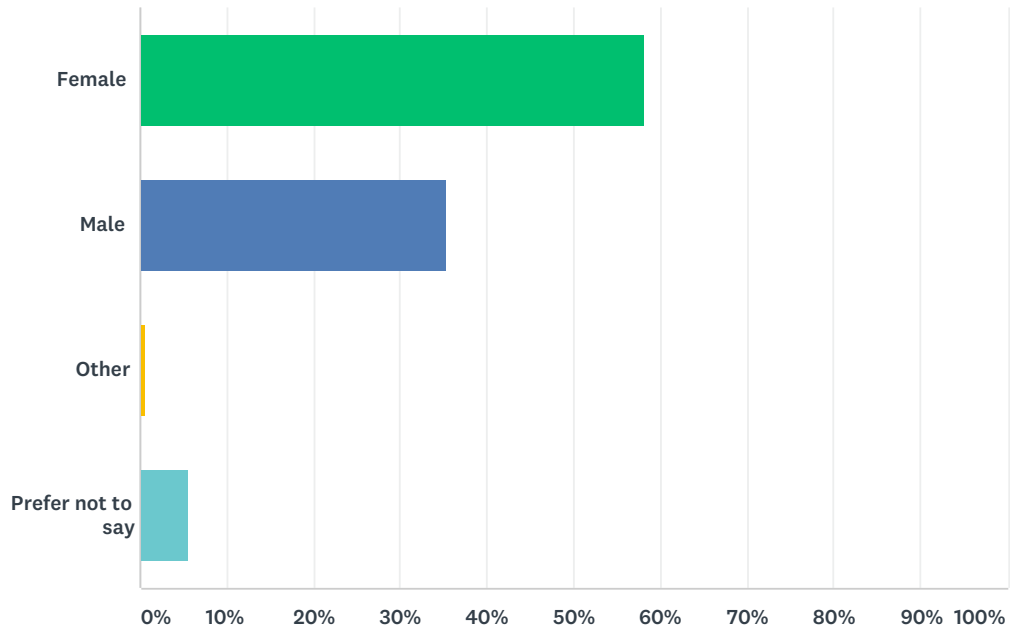
Answered: 2,629 Skipped: 70



| ANSWER CHOICES | RESPONSES | |
|-------------------|-----------|--------------|
| Multi-racial | 4.56% | 120 |
| Latina/Latino | 2.43% | 64 |
| White | 77.41% | 2,035 |
| Black | 3.73% | 98 |
| Native American | 0.38% | 10 |
| Asian | 1.45% | 38 |
| Other | 1.60% | 42 |
| Prefer not to say | 8.44% | 222 |
| TOTAL | | 2,629 |

Q19 What is your gender?

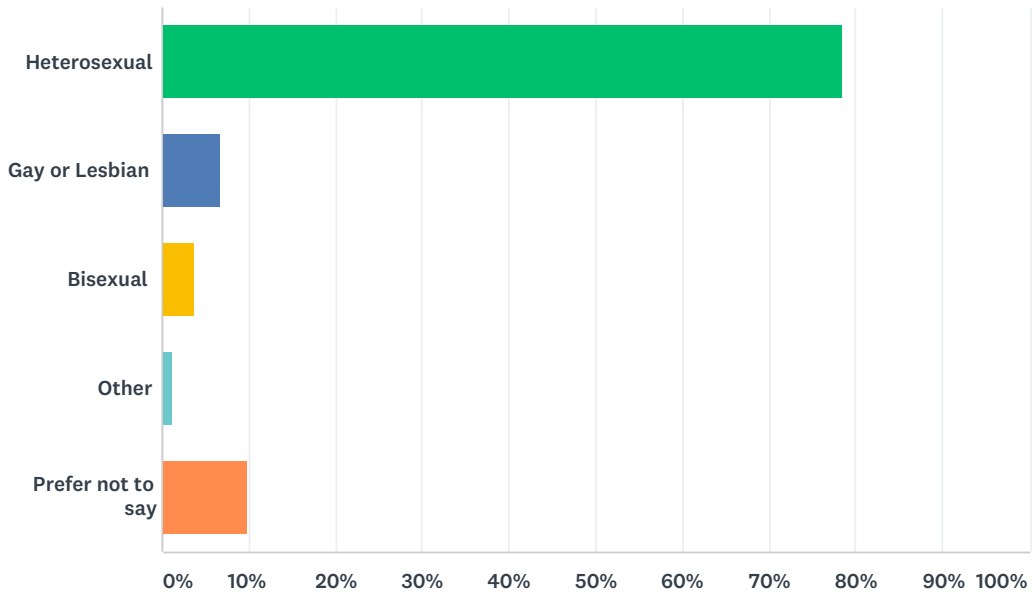
Answered: 2,630 Skipped: 69



| ANSWER CHOICES | RESPONSES | |
|-------------------|-----------|-------|
| Female | 58.21% | 1,531 |
| Male | 35.44% | 932 |
| Other | 0.65% | 17 |
| Prefer not to say | 5.70% | 150 |
| TOTAL | | 2,630 |

Q20 Which term best describes your sexual orientation?

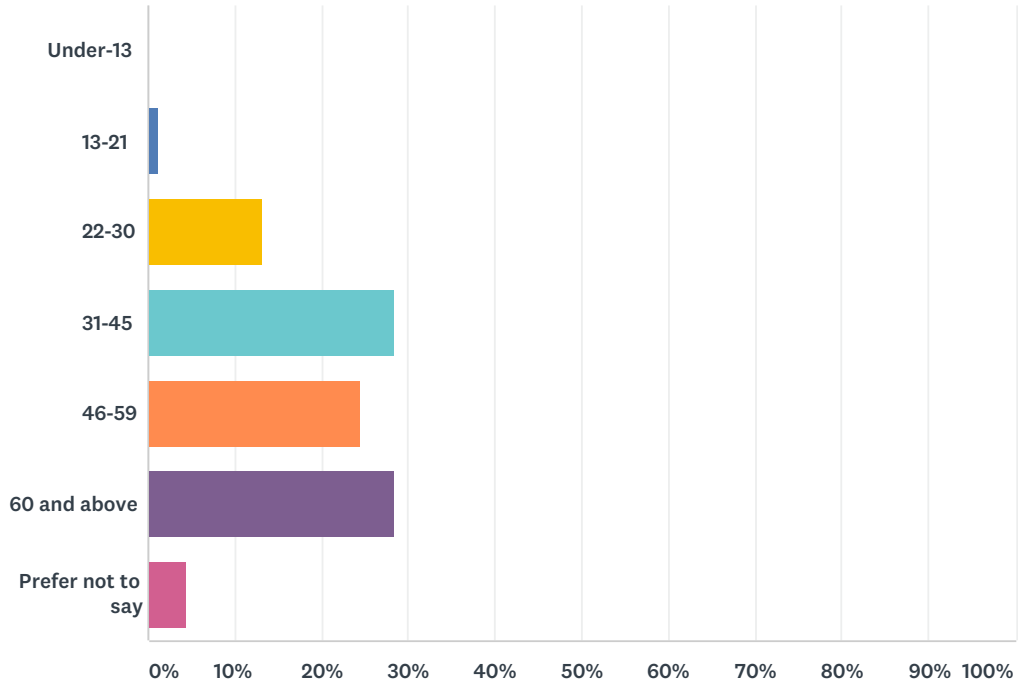
Answered: 2,626 Skipped: 73



| ANSWER CHOICES | RESPONSES | |
|-------------------|-----------|--------------|
| Heterosexual | 78.37% | 2,058 |
| Gay or Lesbian | 6.74% | 177 |
| Bisexual | 3.77% | 99 |
| Other | 1.33% | 35 |
| Prefer not to say | 9.79% | 257 |
| TOTAL | | 2,626 |

Q21 What is your age?

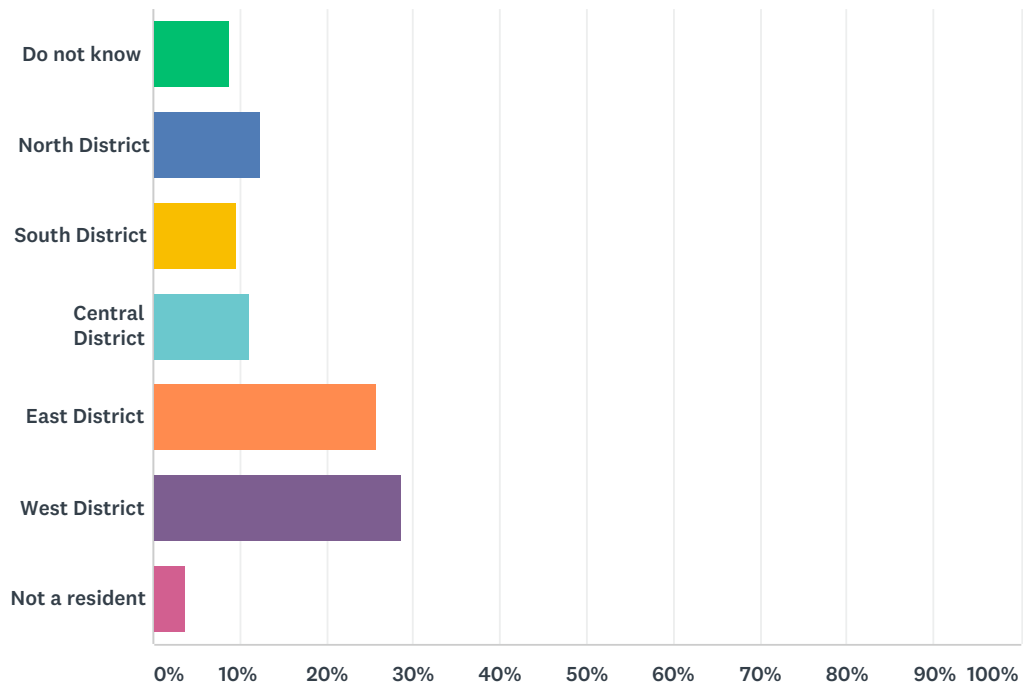
Answered: 2,627 Skipped: 72



| ANSWER CHOICES | RESPONSES |
|-------------------|--------------|
| Under-13 | 0.04% 1 |
| 13-21 | 1.22% 32 |
| 22-30 | 13.13% 345 |
| 31-45 | 28.44% 747 |
| 46-59 | 24.51% 644 |
| 60 and above | 28.36% 745 |
| Prefer not to say | 4.30% 113 |
| TOTAL | 2,627 |

Q22 Which MPD District provides services in the part of the city where you live?

Answered: 2,629 Skipped: 70



| ANSWER CHOICES | RESPONSES | |
|------------------|-----------|--------------|
| Do not know | 8.82% | 232 |
| North District | 12.25% | 322 |
| South District | 9.62% | 253 |
| Central District | 11.07% | 291 |
| East District | 25.71% | 676 |
| West District | 28.72% | 755 |
| Not a resident | 3.80% | 100 |
| TOTAL | | 2,629 |