



Letter of Intent-City of Madison Planning Commission

**Pumping Station 15
2115 Allen Boulevard**

Madison Metropolitan Sewerage District
December 18, 2015

Project Team

The project design team includes Baxter & Woodman (Lead), Potter Lawson, Inc. (Architect), Ken Saiki Design (Landscape Architecture), Sustainable Engineer Group (Solar Panel Design), Karen Kabbes (ISI Envision Coordinator), CGC, Inc. (Geotechnical) and MMSD District staff. Key personnel for each team are shown in Table 1.

TABLE 1

Project Design Team

Firm	Person	Role
Baxter & Woodman, Inc. (Lead)	Jim Kleinschmidt	Overall Project Manager
	Amanda Heller	Project Engineer
	Adam Stec	Structural Engineer
	Lee Rita Rigos	Controls
	Elizabeth Quimby	Electrical Engineer
Potter Lawson, Inc (Architect)	Doug Hursh	Project Manager
	Andy Laufenberg	Project Architect
Ken Saiki Design(Landscape Architect)	Nik Swartz	Landscape Architect
Karen Kabbes Engineering (ISI Envision Coordinator)	Karen Kabbes	ISI Envision
CGC, Inc (Geotechnical)	Bill Wuellner	Geotechnical Engineering
Sustainable Engineering Group	Jon Evans	Solar Panel Design
	Andy DeRocher	Solar Panel Design

Firm	Person	Role
Madison Metropolitan Sewerage District	Erik Rehr	Project Manager
	Michael Mucha	Chief Engineer
	Bruce Borelli	Director of Engineering
	Claudia Haack	Director of Sustainable Asset Management
	Dave Lundey	Electrical Construction Supervisor
	John Bembinster	Electrical Engineer

Existing Conditions and Project Description

The pumping station is located within an easement in the northwest corner of Marshall Park on the far west site boundary between Madison and Middleton. The current station is mostly underground and extends about 24" above the grade. There is also a large external transformer and switch gear on the site for the station.

The original pumping station was built in 1974 and serves Madison, Middleton, and the town of Westport. The station operates on a continuous basis every day of the year. The proposed project will create a pumping station superstructure to house electrical and HVAC equipment. A building addition will also be constructed to the north of the existing pumping station. The new structure will house new electrical and mechanical equipment needed to upgrade and renovate the existing pump station. Restrooms are also included in the project. The restrooms will be owned and maintained by the City of Madison Parks Department but funding for the project will be provided by the Madison Metropolitan Sewerage District. There will also be an aquatic invasive species control center to allow boaters to remove materials from their boats prior to leaving Marshall Park.

The design process has followed the Institute for Sustainable Infrastructure (ISI) Envision guidelines and has taken into consideration community needs. A bike repair station will be located near the Allen Boulevard bike as an amenity for bikers; also a new sidewalk connection from the bike path will provide an accessible route to the bike station, pump station building, and Marshall Park. The restrooms and Aquatic Invasive Species Control Center were added after public comments requesting both project elements.

A public meeting was held on July 14, 2015 in Marshall Park. Alders for both Madison and Middleton were present in addition to about 20 members of the public. Presentations were made by the Design Team and were followed by questions from the public in attendance. The most overwhelming request was to provide better access to restrooms in Marshall Park and to provide an aquatic invasive species control center. After negotiations between the City of Madison Parks and Madison Metropolitan Sewerage District, the District agreed to finance and facilitate the construction of the restrooms. Upon completion of the restrooms and the aquatic invasive species control center, the District will deed these over to the City of Madison who will be responsible for the ongoing maintenance of these facilities. The restrooms will be open from 7 AM to 10 PM from about April 15th to November 15th.

As part of the MMSD's mission to protect water (groundwater and surface water), a green roof, bio swale/dry stream bed, bioretention basin, and permeable pavers are used to manage storm water runoff on-site. Runoff from the restrooms and the Aquatic Invasive Species Control Center will drain to a bioretention basin where the runoff can be temporarily staged and allowed to infiltrate back into the soil. The built storm water management control features are designed to enhance the site while showcasing the District's commitment to water quality.

Some minor grading will occur on the west and north sides of the pump station building to enhance and integrate the bio swale/dry stream bed with existing site drainage patterns. Invasive species within the MMSD easement will be eradicated during the site clearing and re-grading process and restored with a low-maintenance turf. Proposed plantings consist of native and native cultivar trees, shrubs and perennials that will provide multi-seasonal interest. The proposed species have been carefully selected to ensure a low-maintenance landscape that will require minimal supplemental water or fertilizer which is consistent with ISI Envision Guidelines and MMSD's mission of protecting water resources.

Indigenous and locally sourced decorative stone in the form of accent boulders, cobbles, and mulch will be concentrated around roof scuppers while directing runoff to the storm water management feature to dissipate concentrated roof runoff volumes and provide filtration, cooling, and temporary staging of runoff while directing runoff to the storm water management features. Decorative stone material will also be integrated throughout the site to create a holistic landscape composition.

The sloped roof allows for translucent clerestory panels that allow daylight into the both the pumping station and the restrooms. Windows will be provided along the south side of the building to allow people to see the inner workings of the facility.

The building will include photovoltaic panels to generate about 8kW of power at full sun. This will provide about 30 percent of the required kW to operate one of the pumps in PS 15. The sloped roof on both the Pumping Station and restrooms allow for translucent clerestory panels that allow daylight into the facility. Windows will be provided along the south side of the building to allow people to see the inner workings of the facility. There will be a station status display for visitors to view. An informational kiosk will also be provided for educational purposes. If approved by the County, we will also likely have a bike trail map located near the bike station.

The site development was designed to minimize the elimination of critically needed boat trailer parking in Marshall Park. Design features were included to maintain the existing boat trailer parking stalls and minimize the exposure of the pumping station to boat trailer parking. Equipment for the station will be removed from the building using the double door entrance on the east side of the building along with the concrete pad extension.

The building materials will be durable and cleanable. The walls are constructed of burnished concrete blocks in a range of warm neutral colors to create a subtle range similar to natural stone. Cement board and composite wood siding will be used for the clerestory and roof fascia.

The project is expected to create 27,000 hours of work for both contractors and consulting engineers. There will be no additional full time equivalent jobs created by this project.

Figures 1 and 2 show the existing location of PS 15 in relation to Marshall Park.

FIGURE 1

MMSD PS 15-Allen Boulevard towards Marshall Park



FIGURE 2

Relationship of MMSD PS 15 to Marshall Park



-Project Schedule

Table 2 shows the proposed bidding and construction schedule for PS 15.

TABLE 2

Bidding and Construction Schedule-PS 15

Urban Design Commission Information Meeting	August 12, 2015
City of Madison Planning Commission Submittal	December 21, 2015
Submittal to Madison Parks	December 21, 2015
Madison Parks Commission Meeting	January 13, 2016
Urban Design Commission Meeting	February 10, 2016
Madison Plan Commission Meeting	February 22, 2016
City Council Approval-Conditional Use Permit	March 1, 2016
Advertise Project for Bids	March 1, 2016
Open Bids	March 31, 2016
Project Award-Contractor	April 14, 2016
Construction Begins	May 2016
Project Erosion Controls Completed	May 31, 2016
Building Addition Foundation	August 31, 2016
Meter Vault and Force Main Connection Manhole	August 31, 2016
Site Work and Paving (Binder Course Only)-Start Date	September 6, 2016
Bathroom Construction	October 31, 2016
Site Work and Paving (Binder Course Only)	October 31, 2016
Pumping Station Building Completion	December 2016
Final Paving	May 31, 2017
Project Completion	September 30, 2017

Building Sizes, Lot Coverage, Estimated Project Cost and Bike Stalls

The Pumping Station will be 1,650 square feet while the restrooms will be 380 square feet. The easement for PS 15 is 21,000 square feet. A portion of the construction will take place outside of the easement in both Marshall Park as well as in the City of Middleton storm sewer easement. The estimated project cost including the restrooms is \$3,800,000. The bike station will be provided with 4 stalls for bike parking.

RUBIX - model: WS-W2504, WS-W2505

LED Wall Mount

WAC LIGHTING

Responsible Lighting®



Fixture Type:

Catalog Number:

Project: _____

Location: _____

PRODUCT DESCRIPTION

Available in single- and twin-light configurations, this die cast aluminum LED wall luminaire is wet location listed for a broad range of exterior lighting applications. Designed with a square profile, this version of Rubix mounts upwards or downwards.

FEATURES

- Energy Star® rated
- CEC Title 24 Compliant
- Mounts up or down
- IP65 Rated, ETL & cETL Wet Location Listed
- Die-Cast Aluminum Construction
- Universal Voltage Input (120V - 277V)
- Dimming: ELV (120V) or 0-10V

SPECIFICATIONS

Construction: Aluminum with etched glass.

Power: Integral driver in luminaire. 120V - 277V input.

Light Source: High output LED

Mounting: Mounts directly to junction box

Dimming: 0-10V Dimming: 100%-10%

ELV Dimming: 100%-15% (120V only)


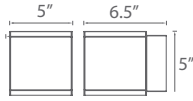
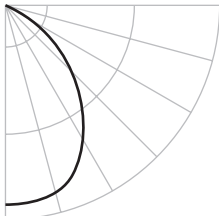

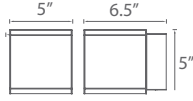
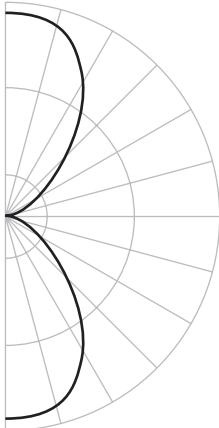





Finish: Brushed Aluminum (AL), Black (BK), Bronze (BZ), Graphite (GH), White (WT)

Color Temp: 3000K

CRI: 90

Rated Life: 70,000 hours

Standards: Energy Star® rated, IP65 Rated, ETL & cETL Wet Location Listed, CEC Title 24 Compliant, Dark Sky Friendly.

	Beam	Photometry	Voltage	Watt	Lumens	Finish
 <p>Single Light</p>  <p>WS-W2504 Dark Sky Friendly 86° Energy Star®</p>			120V - 277V	16W	750	
 <p>Double Light</p>  <p>WS-W2505 86°</p>			120V - 277V	30W	1400	<p>AL Brushed Aluminum </p> <p>BK Black </p> <p>BZ Bronze </p> <p>GH Graphite </p> <p>WT White </p>

-

Example: **WS-W2504-GH**

waclighting.com

Phone (800) 526.2588

Fax (800) 526.2585

Headquarters/Eastern Distribution Center

44 Harbor Park Drive

Port Washington, NY 11050

Central Distribution Center

1600 Distribution Ct

Lithia Springs, GA 30122

Western Distribution Center

1750 Archibald Avenue

Ontario, CA 91760