



# State Street Sidewalk Repair-2021

**Public Information Meeting  
by City of Madison Engineering Division  
April 19, 2021**

- ✓ This meeting will be recorded and posted to the City's project page.
- ✓ All attendees should stay muted to keep background noise to a minimum.
- ✓ You may use the "raise hand" option at the bottom if you have something that requires immediate clarification.
- ✓ Use "chat" option if you are having technical issues and a staff person can try to assist.
- ✓ Questions will be answered following the presentation. Use the "raise hand" button at the bottom to be un-muted in order to ask your question or use the "Q&A" option if you prefer to type your question. Inappropriate questions may be dismissed.



**This meeting is being recorded.**

**It is a public record subject to disclosure.**

**By continuing to be in the meeting, you are consenting to being recorded and consenting to this record being released to public record requestors.**

CITY OF **MADISON**



# How to Participate

The screenshot displays a Zoom webinar interface. At the top, a green banner reads "You are viewing City of Madison's screen" with a "View Options" dropdown. Below this, a presentation slide from the City of Madison is visible, featuring a calendar for 2019 and 2020. The slide content includes a table with months and a list of items. In the bottom left corner, a "Join Audio" button with a headset icon is highlighted by a red arrow. In the center, a blue button labeled "Join Audio by Computer" is also highlighted by a red arrow. To the right of this button, a "Phone Call" button is visible. In the bottom right corner, a "Leave Webinar" button is present. The interface also shows a "Recording" status in the top left and a "City of Madison" logo in the top right.

Recording

You are viewing City of Madison's screen View Options

City of Madison

Phone Call

Computer Audio

Join Audio by Computer

Join Audio

Q&A Chat Raise Hand

Leave Webinar

Make sure to join audio



# How to Participate

The screenshot displays a Zoom webinar interface. At the top, a green banner reads "You are viewing City of Madison's screen" with a "View Options" dropdown. Below this is a Microsoft Excel spreadsheet showing a calendar for 2019 and 2020. The spreadsheet has columns for months and rows for dates. A "Phone Call" button is visible on the left, and a "Computer Audio" button is on the right. A large blue button in the center says "Join Audio by Computer". At the bottom, there is a toolbar with icons for "Join Audio", "Q&A", "Chat", and "Raise Hand". A red arrow points to the "Raise Hand" icon. In the bottom right corner, there is a "Leave Webinar" button.

Raise your hand to be unmuted  
For comments or ask additional questions.

# How to Participate

The screenshot displays a Zoom webinar interface. At the top, a green banner reads "You are viewing City of Madison's screen" with a "View Options" dropdown. Below this, a Microsoft Excel spreadsheet is visible, showing a calendar for 2019 and 2020. The spreadsheet has columns for months and rows for dates. A "City of Madison" logo is in the top right corner. In the center, a dark overlay contains a "Phone Call" button and a "Computer Audio" button. Below these, a blue button says "Join Audio by Computer". At the bottom, a dark bar contains icons for "Join Audio", "Q&A", "Chat", and "Raise Hand". A red arrow points to the "Chat" icon. In the bottom right corner, a red button says "Leave Webinar".

Recording

You are viewing City of Madison's screen View Options

City of Madison

Phone Call

Computer Audio

Join Audio by Computer

Join Audio

Q&A Chat Raise Hand

Leave Webinar



Use chat if you have technical issues or a question for the panelists

# How to Participate

The screenshot displays a Zoom webinar interface. At the top, a green status bar indicates "You are viewing City of Madison's screen" with a "View Options" dropdown. The main content area shows a Microsoft Excel spreadsheet titled "City of Madison" with a calendar view for 2019 and 2020. Overlaid on the spreadsheet are two buttons: "Phone Call" and "Computer Audio". A blue button labeled "Join Audio by Computer" is positioned below these. At the bottom of the Zoom window, there is a toolbar with icons for "Join Audio", "Q&A", "Chat", and "Raise Hand". A red arrow points to the "Q&A" icon. In the bottom right corner of the Zoom window, there is a "Leave Webinar" button.

Use Q/A if you have questions.  
We will answer after the presentation

# How to Participate

The screenshot displays a Zoom webinar interface. At the top, a green banner reads "You are viewing City of Madison's screen" with a "View Options" dropdown. Below this, a Microsoft Excel spreadsheet is visible, showing a calendar for 2019 and 2020. The spreadsheet has columns for months and rows for dates. A "City of Madison" logo is in the top right corner. In the center, there are two buttons: "Phone Call" and "Computer Audio". Below these, a blue button says "Join Audio by Computer". At the bottom, there is a toolbar with icons for "Join Audio", "Q&A", "Chat", and "Raise Hand". On the far right of the toolbar, a red button labeled "Leave Webinar" is highlighted with a red arrow.

Recording

You are viewing City of Madison's screen View Options

City of Madison

Phone Call

Computer Audio

Join Audio by Computer

Join Audio

Q&A

Chat

Raise Hand

Leave Webinar

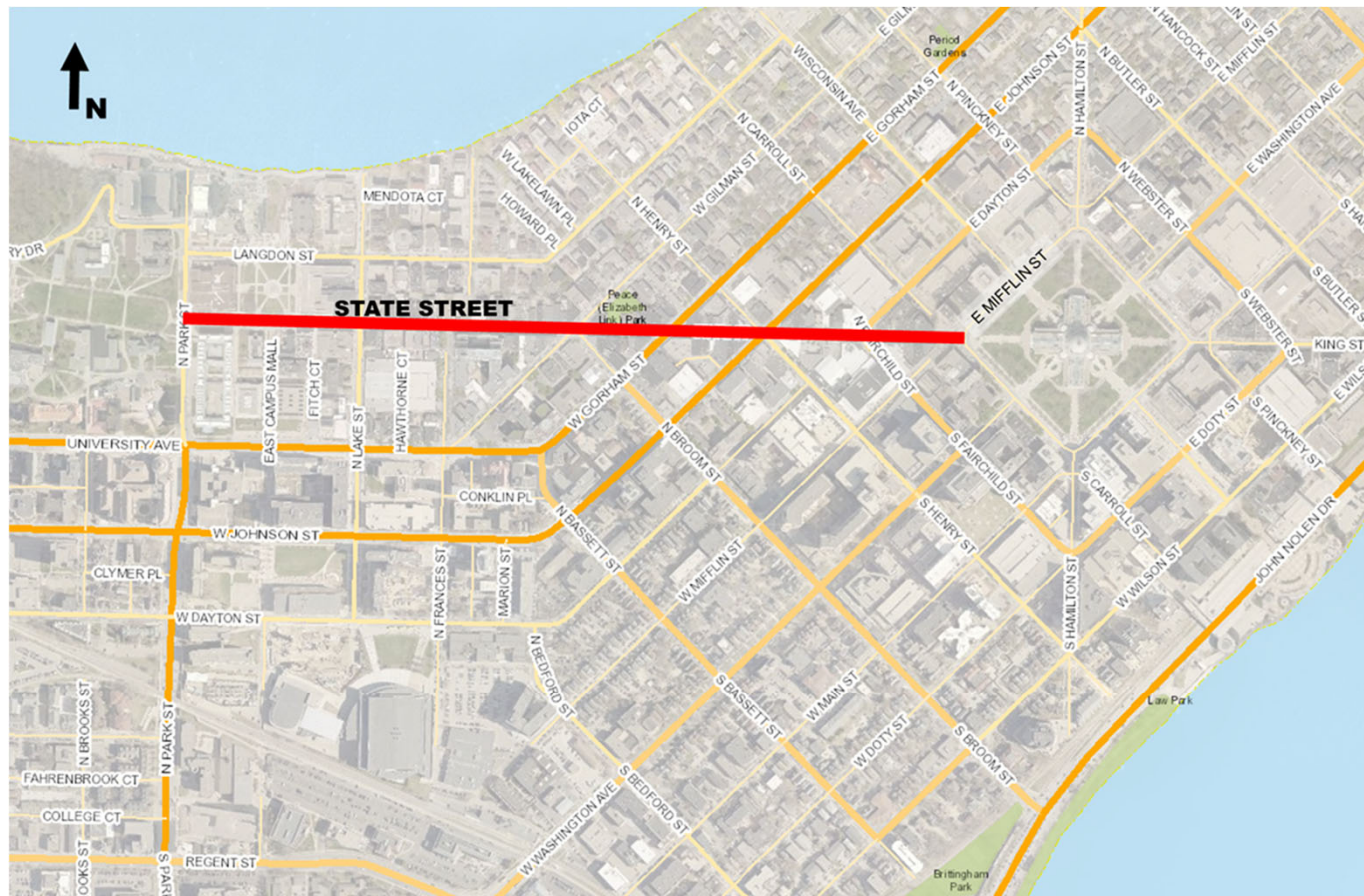
To leave the meeting click here



# Preview of presentation

- Project limits
- Existing Conditions
- Proposed Scope of Work
- Construction Methods
- Construction and Access
- Anticipated Project Schedule
- Contact Information and Resources
- Questions/Input

# Project Limits



CITY OF **MADISON**



## Existing Conditions


- ▶ State Street reconstructed in sections
  - W Mifflin to W Dayton – 2004
  - W Dayton to W Johnson – 2005
  - W Johnson to Gilman – 2006
  - Gilman to N Lake – 2007
  - N Lake to N Park – 2014
- ▶ What gets replaced in a street reconstruction?
  - Sanitary sewer main & laterals
  - Storm sewer
  - Water main
  - Pavement
  - Curb & gutter
  - Sidewalk & curb ramps

## Existing Conditions

- ▶ Sidewalk problems and issues on State Street
  - Cracks
  - Heaved sections
  - Sunk sections
  - Large Gaps
  - Holes
- ▶ These problems create tripping hazards to pedestrians




# Existing Conditions





# Existing Conditions





# Existing Conditions



# Proposed Scope of Work

- Repair failed sidewalk joints.
- Replace cracked sections of sidewalk.
- Replace cracked pedestrian curb ramps.
- Re-caulk joints where needed.



# Construction Methods

- Saw cut and remove failed sections of sidewalk concrete.
- Use barricades, barrels, cones, etc. to protect removed areas of sidewalk.
- Concrete will be poured in removed areas within 1 day OR contractor will temporarily cover removed areas to open back up for use until concrete poured.
- Pour back concrete & keep area protected until sufficiently cured.
- Remove protection and re-open to traffic.

# Construction and Access

- Construction is expected to begin on July 12, 2021 with the possibility of an early start of June 28, 2021.
- Construction will have a duration of 6 to 7 weeks.
- Businesses will be notified 2 weeks prior the start of construction.
- Mainline sidewalk & access to businesses will remain open at all times.
- Sidewalk cafés will need to be closed during removals and while concrete is being poured.

# Construction and Access (Special Considerations)

- Contractor will provide a 48 hours notice before any work takes place in front of a business.
- Allowed working hours are 7:00 am to 11:00 am, and 1:00 pm to 5:00 pm Monday – Friday.
- No construction allowed on Saturdays and Sundays.

# Anticipated Project Schedule

- 5/5/2021: BPW Approval (held virtually)
- 5/18/2021: Common Council Approval (held virtually)
- 5/6/2021: Advertise for Bids
- 7/12/2021: Begin Construction
- 8/27/2021: Estimated End Construction



# Contact Information & Resources

## ➤ City Staff

- Fadi El Musa, Project Manager, 608-243-5214, [felmusagonzalez@cityofmadison.com](mailto:felmusagonzalez@cityofmadison.com)

## ➤ Project Website: [www.cityofmadison.com/engineering/projects/state-street](http://www.cityofmadison.com/engineering/projects/state-street)

- Sign-up for project email updates on the website
  - Updates on closures & work progress will be posted to the project website

## ➤ Facebook – City of Madison Engineering

CITY OF **MADISON**



# Questions/Input

CITY OF **MADISON**

