

City of Madison: 2019 Capital Budget Budget by Phase

Adopted Budget

Agency	Reauthorizations			2019 New Projects			2019 Adopted		
	GO Borrowing	Other	Total	GO Borrowing	Other	Total	GO Borrowing	Other	Total
CDA Redevelopment	550,794	563,058	1,113,852	-	520,000	520,000	550,794	1,083,058	1,633,852
Community Development Division	9,543,794	2,000,000	11,543,794	-	5,100,000	5,100,000	9,543,794	7,100,000	16,643,794
Economic Development Division	2,046,044	12,468,898	14,514,942	5,000,000	1,730,000	6,730,000	7,046,044	14,198,898	21,244,942
Engineering - Bicycle and Pedestrian	1,942,894	1,716,640	3,659,534	3,770,700	1,018,300	4,789,000	5,713,594	2,734,940	8,448,534
Engineering - Facilities Management	3,415,886	44,438	3,460,324	5,715,000	20,000	5,735,000	9,130,886	64,438	9,195,324
Engineering - Major Streets	6,590,937	11,484,908	18,075,845	37,828,000	44,526,000	82,354,000	44,418,937	56,010,908	100,429,845
Engineering - Other Projects	130,000	1,318	131,318	185,000	1,855,500	2,040,500	315,000	1,856,818	2,171,818
Finance	-	-	-	-	400,000	400,000	-	400,000	400,000
Fire Department	700,000	-	700,000	770,000	-	770,000	1,470,000	-	1,470,000
Fleet Service	280,000	49,198	329,198	37,997,030	1,431,410	39,428,440	38,277,030	1,480,608	39,757,638
Henry Vilas Zoo	175,000	63,612	238,612	75,000	-	75,000	250,000	63,612	313,612
Information Technology	4,039,933	457,927	4,497,860	3,790,000	-	3,790,000	7,829,933	457,927	8,287,860
Library	7,190,000	2,500,000	9,690,000	430,000	700,000	1,130,000	7,620,000	3,200,000	10,820,000
Metro Transit	1,635,151	908,351	2,543,502	10,646,438	3,650,907	14,297,345	12,281,589	4,559,258	16,840,847
Monona Terrace	-	-	-	-	890,000	890,000	-	890,000	890,000
Parking Utility	2,300,000	19,127,511	21,427,511	-	2,904,300	2,904,300	2,300,000	22,031,811	24,331,811
Parks Division	9,120,337	10,673,647	19,793,984	7,079,000	3,196,000	10,275,000	16,199,337	13,869,647	30,068,984
Planning Division	320,000	359,344	679,344	150,000	-	150,000	470,000	359,344	829,344
Police Department	741,800	-	741,800	833,300	-	833,300	1,575,100	-	1,575,100
Public Health	29,399	-	29,399	-	-	-	29,399	-	29,399
Sewer Utility	-	3,677,304	3,677,304	-	4,603,900	4,603,900	-	8,281,204	8,281,204
Stormwater Utility	4,821,337	1,986,419	6,807,756	11,317,000	4,141,000	15,458,000	16,138,337	6,127,419	22,265,756
Streets Division	1,539,000	-	1,539,000	1,537,036	-	1,537,036	3,076,036	-	3,076,036
Traffic Engineering	603,900	76,172	680,072	735,000	935,000	1,670,000	1,338,900	1,011,172	2,350,072
Transportation	250,000	61,076	311,076	-	-	-	250,000	61,076	311,076
Water Utility	-	7,210,997	7,210,997	-	8,780,000	8,780,000	-	15,990,997	15,990,997
TOTAL	\$57,966,206	\$75,430,818	\$133,397,024	\$127,858,504	\$86,402,317	\$214,260,821	\$185,824,710	\$161,833,135	\$347,657,845

City of Madison: 2019 Capital Budget Comparison Schedule

Adopted Budget

Agency	2018 Adopted			2019 Adopted				
	GO Borrowing	Other	Total	Request	Executive	GO Borrowing	Other	Total
CDA Redevelopment	1,350,794	625,000	1,975,794	520,000	520,000	550,794	1,083,058	1,633,852
Community Development Division	9,543,794	6,500,000	16,043,794	5,100,000	5,100,000	9,543,794	7,100,000	16,643,794
Economic Development Division	4,943,000	12,330,000	17,273,000	1,980,000	6,730,000	7,046,044	14,198,898	21,244,942
Engineering - Bicycle and Pedestrian	7,881,600	3,212,000	11,093,600	4,689,000	4,589,000	5,713,594	2,734,940	8,448,534
Engineering - Facilities Management	19,289,966	20,000	19,309,966	5,735,000	5,735,000	9,130,886	64,438	9,195,324
Engineering - Major Streets	38,738,929	51,559,631	90,298,560	76,264,000	78,569,000	44,418,937	56,010,908	100,429,845
Engineering - Other Projects	318,000	1,925,700	2,243,700	2,040,500	2,040,500	315,000	1,856,818	2,171,818
Finance	-	-	-	-	400,000	175,000	463,612	638,612
Fire Department	8,479,500	-	8,479,500	770,000	770,000	1,470,000	-	1,470,000
Fleet Service	8,311,461	1,401,410	9,712,871	39,428,440	39,428,440	38,277,030	1,480,608	39,757,638
Henry Vilas Zoo	175,000	-	175,000	75,000	75,000	75,000	-	75,000
Information Technology	5,890,255	331,079	6,221,334	4,020,000	3,670,000	7,829,933	457,927	8,287,860
Library	9,550,000	2,500,000	12,050,000	130,000	1,130,000	7,620,000	3,200,000	10,820,000
Metro Transit	5,544,762	5,145,225	10,689,987	14,297,345	14,297,345	12,281,589	4,559,258	16,840,847
Monona Terrace	200,000	558,000	758,000	890,000	890,000	-	890,000	890,000
Parking Utility	5,000,000	47,533,452	52,533,452	2,904,300	2,904,300	2,300,000	22,031,811	24,331,811
Parks Division	14,456,925	16,494,616	30,951,541	9,775,000	9,775,000	16,199,337	13,869,647	30,068,984
Planning Division	270,000	290,000	560,000	175,000	-	470,000	359,344	829,344
Police Department	4,713,800	295,000	5,008,800	581,100	781,100	1,575,100	-	1,575,100
Public Health	2,634,328	-	2,634,328	-	-	29,399	-	29,399
Sewer Utility	-	2,637,255	2,637,255	4,603,900	4,603,900	-	8,281,204	8,281,204
Stormwater Utility	6,155,628	4,151,079	10,306,707	9,788,000	9,788,000	16,138,337	6,127,419	22,265,756
Streets Division	3,358,800	-	3,358,800	1,697,036	1,537,036	3,076,036	-	3,076,036
Traffic Engineering	1,360,654	981,000	2,341,654	1,520,000	1,520,000	1,338,900	1,011,172	2,350,072
Transportation	-	-	-	-	-	250,000	61,076	311,076
Water Utility	-	17,798,000	17,798,000	8,380,000	8,380,000	-	15,990,997	15,990,997
TOTAL	\$ 158,167,197	\$ 176,288,447	\$ 334,455,643	\$ 195,363,621	\$ 203,233,621	\$ 185,824,710	\$ 161,833,135	\$ 347,657,845

City of Madison: 2019 Capital Budget Expense & Funding Schedule

Adopted Budget

2019 CIP by Expenditure Type

	2019	2020	2021	2022	2023	2024
Bike Path	1,379,000	5,020,000	3,053,000	2,663,000	993,000	2,493,000
Bridge	150,000	160,000	170,000	170,000	170,000	170,000
Building	45,993,866	15,883,166	24,370,502	39,242,461	51,088,279	42,650,464
Fiber Network	200,000	220,000	220,000	220,000	220,000	220,000
Land	2,150,000	1,650,000	1,225,000	950,000	1,950,000	950,000
Land Improvements	7,178,000	8,120,000	7,282,240	6,005,000	7,925,000	4,860,000
Library Collection	-	-	-	-	-	-
Loans	10,850,000	5,759,000	5,650,000	5,650,000	5,650,000	5,650,000
Machinery and Equipment	27,013,298	25,131,989	31,260,087	27,142,665	28,744,353	26,296,293
Other	5,277,257	4,931,257	5,441,257	4,926,257	4,656,257	83,970,000
Sanitary Sewer	18,656,400	13,811,000	14,916,500	16,615,500	13,122,500	14,103,500
Software and Licenses	762,500	1,075,000	930,000	870,000	895,000	875,000
Stormwater Network	23,008,000	10,120,000	18,790,000	7,010,000	6,935,300	8,437,500
Street	62,798,500	43,191,000	46,482,000	27,537,000	26,417,000	78,898,000
Streetlighting	555,000	646,000	661,000	666,000	666,000	666,000
Water Network	8,289,000	8,854,000	10,409,000	11,936,000	17,866,000	15,313,000
Total	\$ 214,260,821	\$ 144,572,412	\$ 170,860,586	\$ 151,603,883	\$ 167,298,689	\$ 285,552,757

2019 CIP by Funding Source

	2019	2020	2021	2022	2023	2024
GF GO Borrowing	86,221,066	51,605,176	52,328,701	54,074,761	43,377,296	60,851,975
Non-GF GO Borrowing	41,637,438	26,919,909	41,567,437	32,786,482	61,396,237	35,149,974
County Sources	6,483,000	945,000	45,000	45,000	45,000	45,000
Developer Capital Funding	410,000	410,000	410,000	410,000	410,000	410,000
Federal Sources	11,839,907	12,502,427	20,765,088	3,160,080	3,049,206	116,646,918
Impact Fees	7,101,000	3,890,000	4,255,000	5,652,000	2,765,000	1,805,000
Loan Repayment	465,000	465,000	465,000	465,000	465,000	465,000
Miscellaneous Revenue	155,000	5,000	2,000	2,000	2,000	2,000
Municipal Capital Participate	2,302,500	-	3,150,000	-	-	-
Other Govt Pmt For Services	80,000	80,000	80,000	80,000	80,000	80,000
Private Contribution/Donation	196,000	1,056,000	591,000	4,601,000	261,650	56,000
Reserves Applied	13,898,200	10,071,600	9,148,100	10,773,820	9,786,500	29,876,315
Revenue Bonds	19,535,000	17,445,000	22,043,460	26,291,590	31,175,350	29,433,775
Room Tax	890,000	1,020,000	885,000	935,000	4,625,000	1,945,000
Sale Property/Capital Asset	25,000	25,000	25,000	25,000	25,000	25,000
Special Assessment	11,860,000	7,575,300	6,497,800	6,620,150	6,572,450	6,698,800
State Sources	345,000	345,000	345,000	345,000	345,000	345,000
TIF Proceeds	7,977,300	8,649,000	6,769,000	3,669,000	1,470,000	199,000
Trade In Allowance	43,000	48,000	48,000	48,000	28,000	48,000
Transfer From Other Restricted	125,000	225,000	150,000	330,000	130,000	180,000
Transfer In From General Fund	2,671,410	1,290,000	1,290,000	1,290,000	1,290,000	1,290,000
Total	\$ 214,260,821	\$ 144,572,412	\$ 170,860,586	\$ 151,603,883	\$ 167,298,689	\$ 285,552,757

Borrowing Summary

	2019	2020	2021	2022	2023	2024
Borrowing Schedule						
General Fund G.O. Borrowing	86,221,066	51,605,176	52,328,701	54,074,761	43,377,296	60,851,975
Non-General Fund G.O. Borrowing	41,637,438	26,919,909	41,567,437	32,786,482	61,396,237	35,149,974
Total	\$ 127,858,504	\$ 78,525,085	\$ 93,896,138	\$ 86,861,243	\$ 104,773,533	\$ 96,001,949

Annual Debt Service

General Fund G.O. Borrowing	11,208,739	6,708,673	6,802,731	7,029,719	5,639,048	7,910,757
Non-General Fund G.O. Borrowing	5,412,867	3,499,588	5,403,767	4,262,243	7,981,511	4,569,497

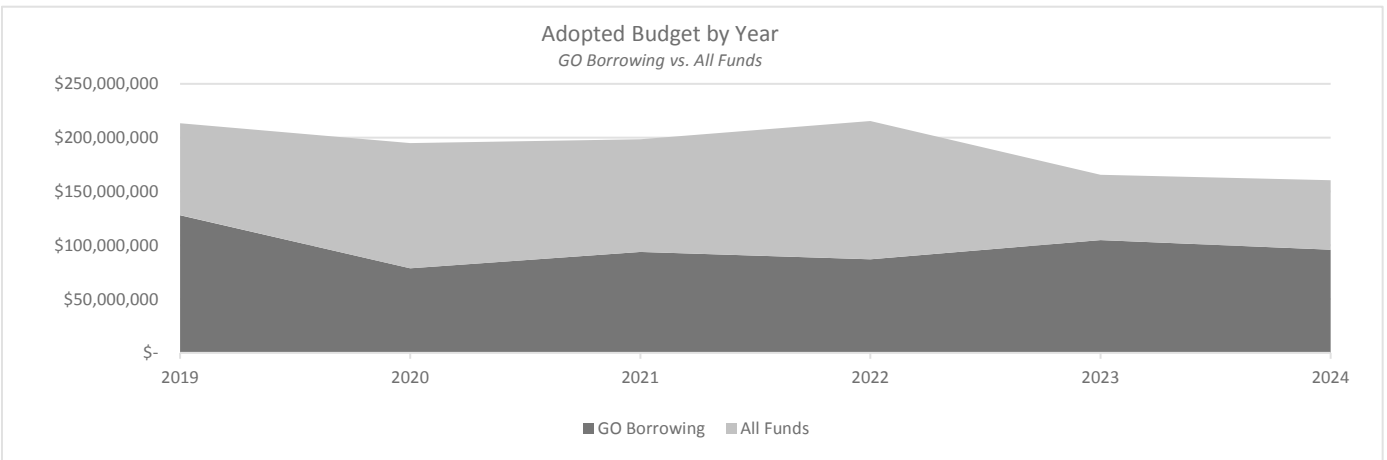
City of Madison: 2019 Capital Budget

Capital Improvement Plan: GO Borrowing

Adopted Budget

GO Borrowing by Agency

	2019	2020	2021	2022	2023	2024
CDA Redevelopment	-	200,000	100,000	200,000	-	-
Community Development Division	-	-	1,563,000	2,283,000	3,262,000	4,533,000
Economic Development Division	5,000,000	300,000	300,000	300,000	-	-
Engineering - Bicycle and Pedestrian	3,770,700	5,662,000	4,793,000	5,078,000	3,508,000	4,269,000
Engineering - Facilities Management	5,715,000	3,430,000	5,105,000	3,170,000	2,657,500	2,450,000
Engineering - Major Streets	37,828,000	28,585,000	30,828,000	22,172,000	23,062,000	42,643,500
Engineering - Other Projects	185,000	180,000	172,240	263,000	175,000	230,000
Finance	-	-	-	-	-	-
Fire Department	770,000	1,070,000	1,270,000	1,705,000	1,755,000	2,145,000
Fleet Service	37,997,030	8,300,000	10,400,000	9,600,000	10,480,000	8,812,500
Henry Vilas Zoo	75,000	75,000	75,000	75,000	75,000	75,000
Information Technology	3,790,000	3,695,000	3,995,000	3,395,000	3,395,000	3,395,000
Library	430,000	740,000	650,000	11,150,000	650,000	160,000
Metro Transit	10,646,438	12,639,909	20,913,437	15,856,482	43,022,237	15,404,474
Monona Terrace	-	-	-	-	-	-
Parks Division	7,079,000	7,649,000	7,862,000	5,782,000	7,441,350	6,427,000
Planning Division	150,000	40,000	90,000	90,000	90,000	90,000
Police Department	833,300	678,140	675,425	687,725	693,410	681,975
Public Health	-	-	-	-	-	-
Stormwater Utility	11,317,000	2,675,000	1,868,000	2,085,000	1,980,000	2,862,500
Streets Division	1,537,036	2,001,036	2,361,036	2,234,036	1,642,036	1,188,000
Traffic Engineering	735,000	605,000	625,000	635,000	635,000	635,000
Transportation	-	-	250,000	100,000	250,000	-
TOTAL	\$ 127,858,504	\$ 78,525,085	\$ 93,896,138	\$ 86,861,243	\$ 104,773,533	\$ 96,001,949



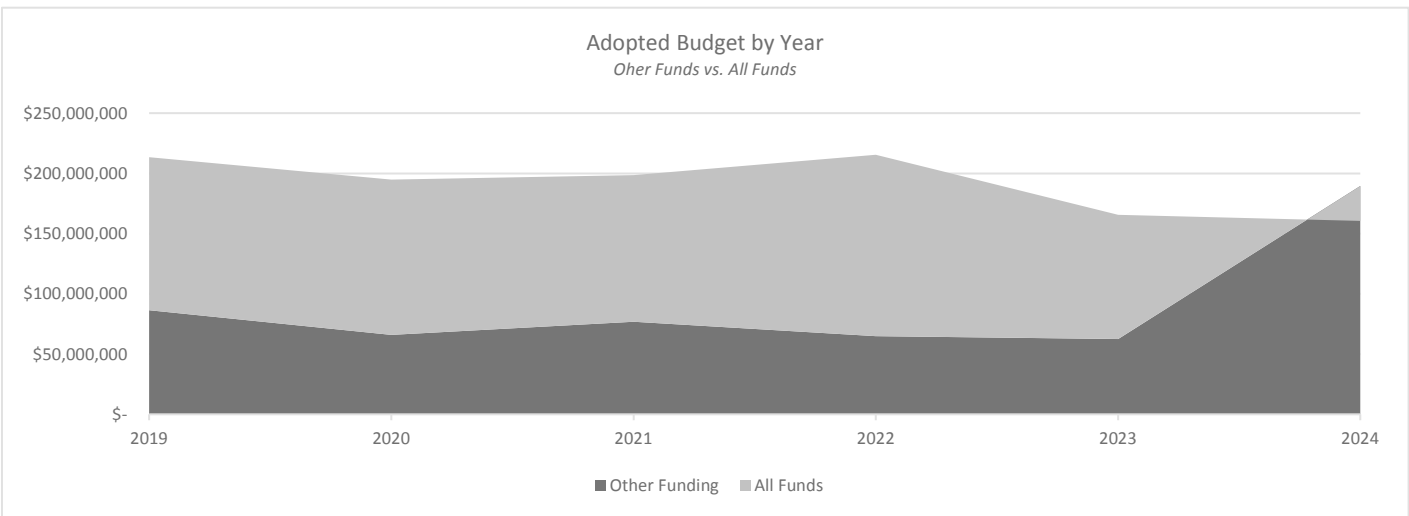
City of Madison: 2019 Capital Budget

Capital Improvement Plan: Other Funding

Adopted Budget

Other Funding by Agency

	2019	2020	2021	2022	2023	2024
CDA Redevelopment	520,000	920,000	-	-	-	-
Community Development Division	5,100,000	5,509,000	3,437,000	2,717,000	1,738,000	467,000
Economic Development Division	1,730,000	1,205,000	1,205,000	1,255,000	1,255,000	1,255,000
Engineering - Bicycle and Pedestrian	1,018,300	2,608,000	1,935,000	1,140,000	1,200,000	2,010,000
Engineering - Facilities Management	20,000	20,000	20,000	20,000	20,000	20,000
Engineering - Major Streets	44,526,000	26,874,500	40,368,000	17,421,000	15,725,300	49,624,500
Engineering - Other Projects	1,855,500	1,871,400	1,966,400	2,127,320	2,247,500	2,395,460
Finance	400,000	400,000	400,000	400,000	400,000	400,000
Fire Department	-	-	-	-	-	-
Fleet Service	1,431,410	-	-	-	-	-
Henry Vilas Zoo	-	-	-	-	-	-
Information Technology	-	-	-	-	-	-
Library	700,000	1,200,000	700,000	5,200,000	700,000	700,000
Metro Transit	3,650,907	3,155,427	3,250,088	3,090,080	2,974,206	3,122,918
Monona Terrace	890,000	1,020,000	885,000	935,000	4,625,000	1,945,000
Parking Utility	2,904,300	323,500	216,500	55,500	1,280,000	20,860,000
Parks Division	3,196,000	3,381,000	3,998,000	5,208,000	3,368,650	2,238,000
Planning Division	-	-	-	-	-	-
Police Department	-	-	-	-	-	-
Sewer Utility	4,603,900	3,677,500	3,567,500	5,479,500	2,397,500	2,397,500
Stormwater Utility	4,141,000	3,505,000	1,202,000	1,415,000	1,395,000	1,095,000
Traffic Engineering	935,000	1,011,000	1,011,000	1,011,000	1,011,000	1,011,000
Transportation	-	-	-	-	-	80,000,000
Water Utility	8,780,000	9,366,000	12,802,960	17,268,240	22,188,000	20,009,430
TOTAL	\$ 86,402,317	\$ 66,047,327	\$ 76,964,448	\$ 64,742,640	\$ 62,525,156	\$ 189,550,808



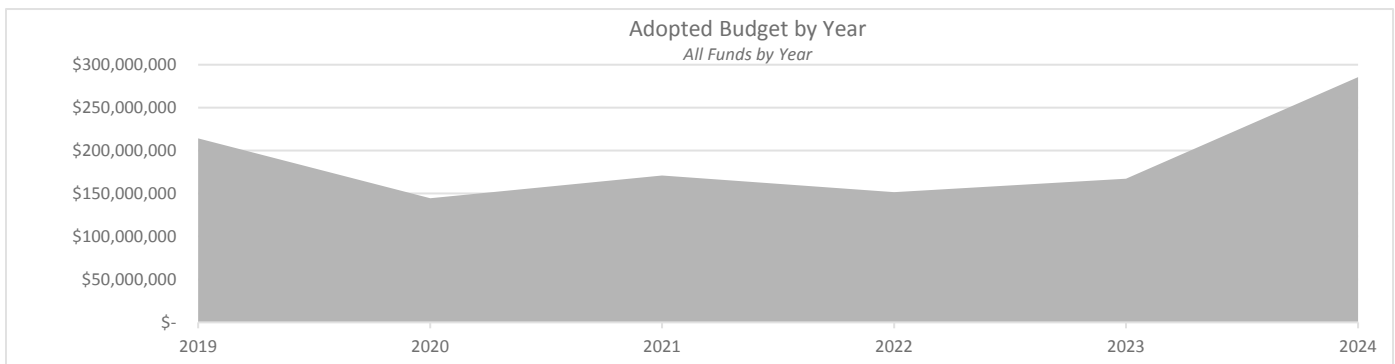
City of Madison: 2019 Capital Budget

Capital Improvement Plan: All Funds

Adopted Budget

All Funding by Agency

	2019	2020	2021	2022	2023	2024
CDA Redevelopment	520,000	1,120,000	100,000	200,000	-	-
Community Development Division	5,100,000	5,509,000	5,000,000	5,000,000	5,000,000	5,000,000
Economic Development Division	6,730,000	1,505,000	1,505,000	1,555,000	1,255,000	1,255,000
Engineering - Bicycle and Pedestrian	4,789,000	8,270,000	6,728,000	6,218,000	4,708,000	6,279,000
Engineering - Facilities Management	5,735,000	3,450,000	5,125,000	3,190,000	2,677,500	2,470,000
Engineering - Major Streets	82,354,000	55,459,500	71,196,000	39,593,000	38,787,300	92,268,000
Engineering - Other Projects	2,040,500	2,051,400	2,138,640	2,390,320	2,422,500	2,625,460
Finance	400,000	400,000	400,000	400,000	400,000	400,000
Fire Department	770,000	1,070,000	1,270,000	1,705,000	1,755,000	2,145,000
Fleet Service	39,428,440	8,300,000	10,400,000	9,600,000	10,480,000	8,812,500
Henry Vilas Zoo	75,000	75,000	75,000	75,000	75,000	75,000
Information Technology	3,790,000	3,695,000	3,995,000	3,395,000	3,395,000	3,395,000
Library	1,130,000	1,940,000	1,350,000	16,350,000	1,350,000	860,000
Metro Transit	14,297,345	15,795,336	24,163,525	18,946,562	45,996,443	18,527,392
Monona Terrace	890,000	1,020,000	885,000	935,000	4,625,000	1,945,000
Parking Utility	2,904,300	323,500	216,500	55,500	1,280,000	20,860,000
Parks Division	10,275,000	11,030,000	11,860,000	10,990,000	10,810,000	8,665,000
Planning Division	150,000	40,000	90,000	90,000	90,000	90,000
Police Department	833,300	678,140	675,425	687,725	693,410	681,975
Public Health	-	-	-	-	-	-
Sewer Utility	4,603,900	3,677,500	3,567,500	5,479,500	2,397,500	2,397,500
Stormwater Utility	15,458,000	6,180,000	3,070,000	3,500,000	3,375,000	3,957,500
Streets Division	1,537,036	2,001,036	2,361,036	2,234,036	1,642,036	1,188,000
Traffic Engineering	1,670,000	1,616,000	1,636,000	1,646,000	1,646,000	1,646,000
Transportation	-	-	250,000	100,000	250,000	80,000,000
Water Utility	8,780,000	9,366,000	12,802,960	17,268,240	22,188,000	20,009,430
TOTAL	\$ 214,260,821	\$ 144,572,412	\$ 170,860,586	\$ 151,603,883	\$ 167,298,689	\$ 285,552,757



City of Madison: 2019 Capital Budget

Reauthorization Schedule

Adopted Budget

Agency	Project #	Project Name	GO	Other	Total
CDA Redevelopment	10079	Mosaic Ridge Construction	-	463,058	463,058
CDA Redevelopment	10578	Cda Redevl Village On Park Roof Rep	232,000	-	232,000
CDA Redevelopment	11817	Public Housing Redevelopment	318,794	100,000	418,794
Community Development Division	11819	Park Edge/Park Ridge Emp Cntr	900,000	-	900,000
Community Development Division	17002	Bridge Lake Pt Comm Center	-	2,000,000	2,000,000
Community Development Division	17110	Affordable Housing-Developmnt Projects	8,643,794	-	8,643,794
Economic Development Division	10069	Public Market	1,200,000	12,001,244	13,201,244
Economic Development Division	17073	Cooperative Enterprise Development	600,000	-	600,000
Economic Development Division	63003	Entrp & Small Bus Dev Resource	246,044	-	246,044
Economic Development Division	63009	Healthy Retail Access Program	-	442,265	442,265
Economic Development Division	63022	Center For Industry & Commerce	-	25,389	25,389
Engineering - Bicycle and Pedestrian	10138	Bikeways Program	872,194	-	872,194
Engineering - Bicycle and Pedestrian	10142	Cannonball Bike Trail	30,000	1,001,640	1,031,640
Engineering - Bicycle and Pedestrian	10143	Capital City Trail	365,000	715,000	1,080,000
Engineering - Bicycle and Pedestrian	10165	West Towne Path	400,000	-	400,000
Engineering - Bicycle and Pedestrian	10547	Ped/Bike Infrastructure Enhancement	105,000	-	105,000
Engineering - Bicycle and Pedestrian	10548	Safe Routes To School	30,000	-	30,000
Engineering - Bicycle and Pedestrian	11112	Safe Routes Grants Program	140,700	-	140,700
Engineering - Facilities Management	10549	General Building Improvements	270,000	-	270,000
Engineering - Facilities Management	10560	Fire Building Improvements	165,000	-	165,000
Engineering - Facilities Management	10561	City County Building Improvements	1,000,000	-	1,000,000
Engineering - Facilities Management	10562	Energy Improvements	220,000	40,000	260,000
Engineering - Facilities Management	10563	Sustainability Improvements	300,000	4,438	304,438
Engineering - Facilities Management	10564	Park Facility Improvements	225,000	-	225,000
Engineering - Facilities Management	10565	Streets Facility Improvements	1,167,886	-	1,167,886
Engineering - Facilities Management	10779	Ccb Tennant Improvements	68,000	-	68,000
Engineering - Major Streets	10218	Railroad Crossings & Quiet Zones	257,782	-	257,782
Engineering - Major Streets	10226	Reconstruction Streets	3,059,055	6,558,093	9,617,148
Engineering - Major Streets	10232	Cth M (Pd Area)	-	1,191,233	1,191,233
Engineering - Major Streets	10234	Darbo Webb Connection	330,000	-	330,000
Engineering - Major Streets	10538	Bridge Repair & Replacement	300,000	-	300,000
Engineering - Major Streets	10540	Pavement Management	1,986,600	3,556,583	5,543,183
Engineering - Major Streets	10546	Neighborhood Traffic Mgmt & Ped Imp	100,000	-	100,000
Engineering - Major Streets	11127	Atwood Ave Ph 1: Fair Oaks - Walter	147,500	-	147,500
Engineering - Major Streets	11135	Blair / John Nolen Intersection	250,000	-	250,000
Engineering - Major Streets	11168	University Ave (Shorewood-Univ Bay)	160,000	179,000	339,000
Engineering - Other Projects	10576	Equipment And Vehicles	-	1,318	1,318
Engineering - Other Projects	11082	Right Of Way Landscaping & Trees	70,000	-	70,000
Engineering - Other Projects	11495	Warning Sirens	60,000	-	60,000
Finance	11215	Henry Vilas Zoo	175,000	63,612	238,612
Fire Department	17225	Fire Equip Maj Prog	575,000	-	575,000
Fire Department	17226	Fire Comm Equip Maj Prog	125,000	-	125,000
Fleet Service	17060	Fleet Equipment Replacement	-	49,198	49,198
Fleet Service	17061	Gps/Avl	280,000	-	280,000
Information Technology	10042	Enterprise Financial System	1,141,000	-	1,141,000
Information Technology	10043	Property Assessment System	201,933	-	201,933
Information Technology	10399	Residential Internet Access Asst	50,000	-	50,000
Information Technology	17097	Asset Management System	-	396,089	396,089
Information Technology	17109	Municipal Court System	-	49,752	49,752

City of Madison: 2019 Capital Budget

Reauthorization Schedule

Adopted Budget

Agency	Project #	Project Name	GO	Other	Total
Information Technology	17230	Fiber To The Premises	61,000	-	61,000
Information Technology	17231	Dcr Case Management	80,000	-	80,000
Information Technology	17400	Hardware/Software Upgrades	2,136,000	-	2,136,000
Information Technology	17403	Purchased Software Enhancements	150,000	-	150,000
Information Technology	17403	Software Enhancements	-	12,085	12,085
Information Technology	17404	Expand Fiber And Wireless Network	220,000	-	220,000
Library	10002	Relocate Pinney Neighborhd Library	6,525,000	2,500,000	9,025,000
Library	17074	Libr Major Repairs/Replacements	65,000	-	65,000
Library	17083	Rfid-Haw/Seq/Msb Libr 2017	100,000	-	100,000
Library	17085	Reindahl Library Branch	500,000	-	500,000
Metro Transit	10950	Metro Satellite Bus Facility	335,000	665,978	1,000,978
Metro Transit	85001	Transit Coaches (Major)	26,175	-	26,175
Metro Transit	85002	Facility Repairs & Improvements	1,032,499	242,373	1,274,872
Metro Transit	85003	Transit System Upgrades	241,477	-	241,477
Parking Utility	10397	Revenue Equipment Replacement	-	116,899	116,899
Parking Utility	10398	Customer Comm And Support 2015	-	36,185	36,185
Parking Utility	11471	Judge Doyle Public Parking Structur	2,300,000	18,221,135	20,521,135
Parking Utility	16002	Peo Enforcement System	-	185,700	185,700
Parking Utility	16003	Single Space Meter Replacement	-	148,892	148,892
Parking Utility	16005	Garage Wayfinding Signs	-	110,000	110,000
Parking Utility	16021	License Plate Recognition System	-	25,000	25,000
Parking Utility	16120	Garage Lighting Replacement (Led)	-	283,700	283,700
Parks Division	10605	Beach Shoreline Improvements	715,000	166,668	881,668
Parks Division	10646	Central Park	-	939,847	939,847
Parks Division	11081	Public Drinking Fountains	38,000	-	38,000
Parks Division	17122	Dog Park Improvements	50,000	15,000	65,000
Parks Division	17124	Conservation Park Improvements	125,000	5,000	130,000
Parks Division	17128	Land Acquisition	-	6,087,216	6,087,216
Parks Division	17130	Disc Golf Improvements	-	15,000	15,000
Parks Division	17148	Emerald Ash Borer Mitigation	600,000	-	600,000
Parks Division	17157	Breese Stevens Improvements	750,000	750,000	1,500,000
Parks Division	17166	Forest Hill Cemetery Improvements	60,000	10,000	70,000
Parks Division	17168	Garver At Olbrich Botanical Complex	935,000	472,000	1,407,000
Parks Division	17170	James Madison Park Improvements	-	250,000	250,000
Parks Division	17178	Penn Park Improvements	275,000	-	275,000
Parks Division	17182	Street Tree Replacements	125,000	-	125,000
Parks Division	17184	Vilas Park Improvements	70,000	-	70,000
Parks Division	17193	Olbrich Botanical Complex	3,048,337	1,500,000	4,548,337
Parks Division	17202	Park Equipment	200,000	-	200,000
Parks Division	17235	Field Improvements	-	30,000	30,000
Parks Division	17362	Law Park Improvements	150,000	80,000	230,000
Parks Division	17421	Park Land Improvements	1,312,000	297,915	1,609,915
Parks Division	17436	Playground/Accessibility Improvmnts	190,000	40,000	230,000
Parks Division	17443	Park Facility Improvements	477,000	15,000	492,000
Planning Division	10064	Historic Preservation Plan	40,000	115,522	155,522
Planning Division	11101	Urbanfootprint Scenario Planning	30,000	35,884	65,884
Planning Division	65001	Municipal Art Fund Projects	100,000	207,938	307,938
Planning Division	65329	Oscar Mayer Subarea Plan	150,000	-	150,000
Police Department	10390	Midtown District Station	500,000	-	500,000

City of Madison: 2019 Capital Budget

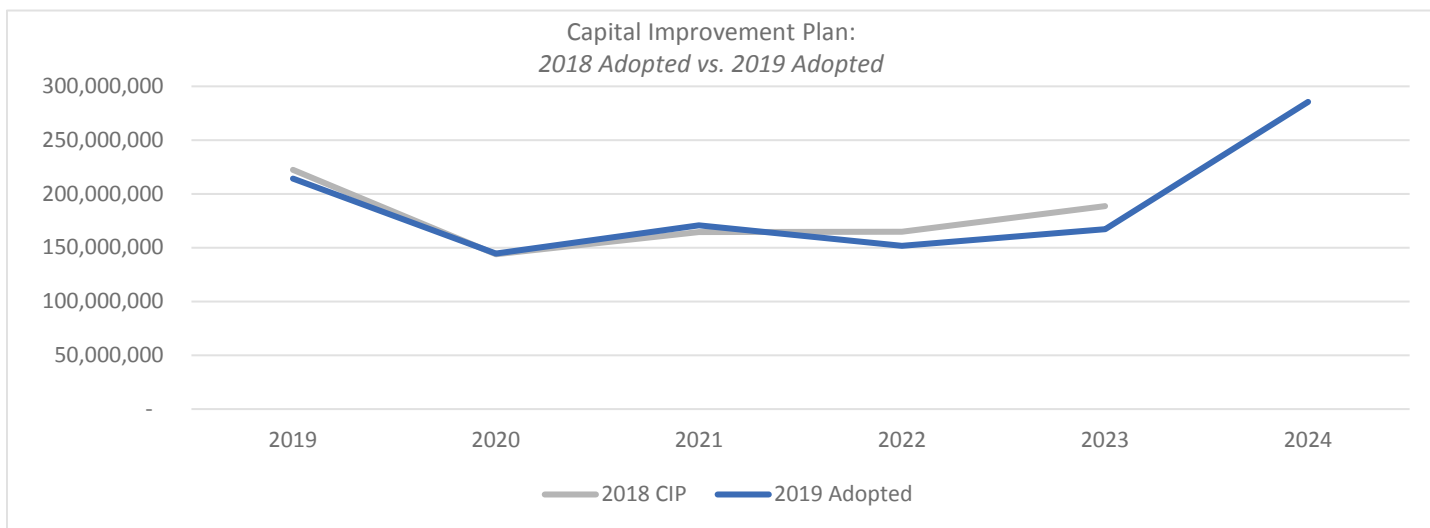
Reauthorization Schedule

Adopted Budget

Agency	Project #	Project Name	GO	Other	Total
Police Department	10945	Police Building Improvements Master	241,800	-	241,800
Public Health	17047	Remodel Of Office Space	29,399	-	29,399
Sewer Utility	10267	Sewer Reconstruction	-	725,014	725,014
Sewer Utility	10268	Lift Station Rehabilitations	-	170,450	170,450
Sewer Utility	10437	Sewer Access Improvements	-	193,197	193,197
Sewer Utility	10450	Trenchless Sewer Rehabilitation	-	2,141,739	2,141,739
Sewer Utility	11155	Verona Road Phase 4	-	60,000	60,000
Sewer Utility	11510	Pump Station Emergency Generators	-	18,457	18,457
Sewer Utility	11678	Sewer Impact Fee Districts	-	368,448	368,448
Stormwater Utility	11513	Citywide Flood Mitigation	141,906	77,901	219,807
Stormwater Utility	11664	Storm Sewer System Improvements	-	16,962	16,962
Stormwater Utility	11665	Stormwater Quality System Improvements	4,679,431	1,887,889	6,567,320
Stormwater Utility	11666	Street Cleaning Equipment - Streets	-	3,667	3,667
Streets Division	10458	Streets Equipment	100,000	-	100,000
Streets Division	11052	Streets Other: Blacktop Bowman Fld	30,000	-	30,000
Streets Division	12501	Streets Minor Bldg Improve & Repair	259,000	-	259,000
Streets Division	12502	Streets Emerald Ash Borer	1,000,000	-	1,000,000
Streets Division	12503	Streets Yard Improvements	150,000	-	150,000
Traffic Engineering	10419	Urd/Urc Install	-	67,630	67,630
Traffic Engineering	10420	Public Safety Radio System	50,000	-	50,000
Traffic Engineering	10427	Traffic Signal Infrastructure	200,000	8,542	208,542
Traffic Engineering	10428	Traffic Safety Infrastructure	50,000	-	50,000
Traffic Engineering	17071	Wayfinding Signage	250,000	-	250,000
Traffic Engineering	45009	Street Light Installation 2018	9,400	-	9,400
Traffic Engineering	45032	Traffic Safety Infra 2017	44,500	-	44,500
Transportation	10704	Madison In Motion	-	61,076	61,076
Transportation	11786	Interstate 94 Interchange Study	250,000	-	250,000
Water Utility	10434	Zone 4 Fire Flow Supply Augment	-	350,496	350,496
Water Utility	10440	Water Utility Facility Improvements	-	243,953	243,953
Water Utility	10944	Unit Well No. 8 Reconstruction	-	215,000	215,000
Water Utility	11605	Booster Pump Station 109 (Spanem)	-	81,000	81,000
Water Utility	11893	Water Mains - Reconstruct Streets	-	1,688,689	1,688,689
Water Utility	11894	Water Mains - Pavement Management	-	2,014,508	2,014,508
Water Utility	12507	Water Mains - New	-	2,617,350	2,617,350
TOTAL			57,966,206	75,430,818	133,397,024

City of Madison: 2019 Capital Budget Variances from 2018 CIP

Adopted Budget



Phase	2019	2020	2021	2022	2023	2024
2018 CIP	222,392,089	143,920,509	164,605,877	164,740,263	188,741,533	
2019 Executive	203,233,621	141,802,412	170,830,586	135,702,883	161,238,689	284,302,757
2019 Adopted	214,260,821	144,572,412	170,860,586	151,603,883	167,298,689	285,552,757
Change (2018 to 2019)	(8,131,268)	651,903	6,254,709	(13,136,380)	(21,442,844)	

Variance by Year

2019: Total Change=\$8.1m Decrease

• Econ Dev: Funding added for developer loans in TID 36	5,025,000
• Eng-Major Streets: Funding for Buckeye Rd increased	650,000
• Eng-Major Streets: Dairy Drive added to CIP	2,000,000
• Eng-Major Streets: John Nolen Dr reconstruction added to CIP	2,880,000
• Eng-Major Streets: E Johnson St Reconstruction budget increased	500,000
• Eng-Major Streets: S Park St (W Wash-Olin) budget decreased	(1,100,000)
• Eng-Major Streets: Pavement Management budget increased	2,500,000
• Eng-Major Streets: Reconstruct Streets budget increased	5,800,000
• Finance: Capital Budget Administration added to CIP	400,000
• Fleet: Equipment Replacement budget increased	1,400,000
• IT: Funding added for 311 Study, Learning Management System, & Leg Management System	500,000
• Library: Budget for Pinney Library increased	300,000
• Library: Library Collection purchases transferred to Capital Budget	700,000
• Metro: Satellite Bus Facility moved to 2023	(30,000,000)
• Metro: Funding for Phase 1 of Metro Headquarters Renovation added to budget	7,000,000
• Parking Utility: Funding for Garage Lighting & Windows, and Garage Barriers added to budget	1,200,000
• Parks: James Madison Park removed from CIP	(900,000)
• Sewer Utility: Lift Station Rehabilitation budget increased	400,000
• Stormwater Utility: Starkweather Coagulant Treatment budget decreased	(3,500,000)
• Stormwater Utility: Citywide Flood Mitigation budget increased	6,900,000
• Stormwater Utility: Stormwater Quality System Improvements budget increased	260,000
• Stormwater Utility: Storm Sewer System Improvements budget increased	200,000
• Streets Division: Streets Emerald Ash Borer budget decreased	(280,000)
• Streets Division: Streets Far West Facility budget increased	250,000
• Water Utility: Booster Pump Station 129 Reconstruction deferred to 2023	(3,000,000)

City of Madison: 2019 Capital Budget

Variances from 2018 CIP

Adopted Budget

• Water Utility: Well 19 Iron & Manganese Filter deferred to 2024	(4,000,000)
• Water Utility: Funding for Water Mains reduced	(3,600,000)
• Water Utility: Zone 4 Fire Flow Supply Augment removed from CIP	(500,000)
• Water Utility: Funding for Water Facility Improvements decreased	(800,000)
2020: Total Change=\$0.6m Increase	
• CDA Redevelopment: Mosaic Ridge Construction Financing continued to 2020	520,000
• CDA Redevelopment: Funding added for Village on Park Improvements	300,000
• Eng-Bicycle & Pedestrian: Sidewalk Program increased	370,000
• Eng-Bicycle & Pedestrian: Cannonball Path removed from CIP	(780,000)
• Eng-Bicycle & Pedestrian: Budget for West Towne Path increased	845,000
• Eng-Major Streets: Atwood Ave-Schenks Corners removed from CIP	(2,920,000)
• Eng Major Streets: Cedar Street added to CIP	1,800,000
• Eng-Major Streets: South Blair St added to CIP	330,000
• Eng-Major Streets: Budget for Cottage Grove Rd increased	350,000
• Eng-Major Streets: S Park St (W Wash-Olin) budget decreased	(1,000,000)
• Eng-Major Streets: Reconstruct Streets budget increased	1,900,000
• Finance: Capital Budget Administration added to CIP	400,000
• Fleet: Equipment Replacement budget increased	1,000,000
• Library: Library Collection purchases transferred to Capital Budget	700,000
• Metro: Funding for Phase 2 of Metro Headquarters Renovation added to budget	8,000,000
• Parks: Funding for Hill Creek Park construction removed from CIP	(750,000)
• Parks: Odana Hills Clubhouse Improvements deferred 1 year	(2,000,000)
• Parks: Funding for Warner Park Community Center renovation removed from CIP	(850,000)
• Public Health: Lab Equipment Replacement removed from CIP	(180,000)
• Streets Division: Program budgets decreased	(1,000,000)
• Stormwater Utility: Citywide Flood Mitigation budget increased	2,250,000
• Stormwater Utility: Stormwater Quality System Improvements budget increased	685,000
• Water Utility: Booster Pump Station 109 deferred to 2024	(2,300,000)
• Water Utility: Booster Pump Station 106 deferred to 2024	(800,000)
• Water Utility: Lakeview Reservoir Reconstruction deferred to 2021	(2,400,000)
• Water Utility: Funding for Water Mains decreased	(3,800,000)
• Water Utility: Funding for Water Facility Improvements decreased	(890,000)
2021: Total Change=\$6.2m Increase	
• Eng-Bicycle & Pedestrian: Budget for West Towne Path decreased	(1,500,000)
• Eng-Bicycle & Pedestrian: Garver Path added to CIP	1,700,000
• Eng Facilities: Fire Building Improvements budget reduced	(225,000)
• Eng Facilities: Parks Facility Improvements budget reduced	(400,000)
• Eng Major Streets: Atwood Ave-Fair Oaks to Cottage Grove deferred to 2024	(9,235,000)
• Eng Major Streets: Blair/John Nolen Intersection added to CIP	3,200,000
• Eng Major Streets: Mineral Point Road funding removed from CIP	(2,400,000)
• Eng-Major Streets: Pavement Management budget decreased	(200,000)
• Eng-Major Streets: Pleasant View Road deferred to 2023 and 2024	(1,000,000)
• Eng-Major Streets: Reconstruction Streets budget increased	400,000
• Eng-Major Streets: University Avenue advanced from 2022 and budget increased	23,390,000
• Finance: Capital Budget Administration added to CIP	400,000
• Fire: Fire Station 6 removed from CIP	(500,000)
• Fleet: Equipment Replacement budget decreased	(800,000)
• Fleet: Fire Apparatus budget decreased	(800,000)
• IT: Property Assessment System added to CIP	600,000
• Library: Library Collection added to CIP	700,000
• Library: Reindahl Library removed from CIP	(1,100,000)

City of Madison: 2019 Capital Budget

Variances from 2018 CIP

Adopted Budget

• Metro: Funding for Phase 3 of Metro Headquarters Renovation added to budget	5,200,000
• Parks: Breese Stevens Improvements removed from CIP	(700,000)
• Parks: Law Park Improvements budget increased	350,000
• Parks: North-East Park Improvements removed from CIP	(1,050,000)
• Parks: Odana Hills deferred from 2020	200,000
• Parks: Park Land Improvements budget increased	800,000
• Parks: Vilas Park Improvements budget decreased	(500,000)
• Sewer Utility: Sewer Impact Fee Districts budget increased	1,200,000
• Streets: Far West Facility removed from CIP	(1,800,000)
• Streets Division: Streets Emerald Ash Borer budget decreased	(280,000)
• Transportation: I94 Interchange Study moved from 2019 from Major Streets	250,000
• Water Utility: Far West Elevated Reservoir deferred to 2024	(1,240,000)
• Water Utility: Lakeview Reservoir Reconstruction deferred to 2021	2,080,000
• Water Utility: Well 28 Iron and Manganese Filter removed from CIP	(4,400,000)
• Water Utility: Funding for Water Mains decreased	(4,700,000)
• Water Utility: Funding for Water Facility Improvements decreased	(530,000)
2022: Total Change=\$13.1m Decrease	
• Eng-Bicycle & Pedestrian: Cap City Trail removed from CIP	(910,000)
• Eng-Bicycle & Pedestrian: Budget for West Towne Path decreased	(1,380,000)
• Eng Facilities: Fire Building Improvements budget decreased	(225,000)
• Eng Facilities: Parks Facility Improvements budget decreased	(375,000)
• Eng-Major Streets: Pavement Management budget decreased	(350,000)
• Eng-Major Streets: Pleasant View Road deferred to 2023 and 2024	(4,700,000)
• Eng-Major Streets: University Avenue advanced from 2022	(11,400,000)
• Eng-Major Streets: Wilson Street MLK to King budget increase	560,000
• Finance: Capital Budget Administration added to CIP	400,000
• Fire: Fire Station 6 removed from CIP	(2,500,000)
• Fleet: Equipment Replacement budget decreased	(1,350,000)
• Fleet: Fire Apparatus budget decreased	(600,000)
• Library: Library Collection added to CIP	700,000
• Library: Reindahl Library added to CIP	15,000,000
• Metro: Funding for Phase 3 of Metro Headquarters Renovation added to budget	10,100,000
• Parks: Hill Creek Park removed from CIP	(1,500,000)
• Parks: North-East Park Improvements removed from CIP	(5,000,000)
• Parks: Odana Hills deferred from 2020	2,000,000
• Parks: Park Land Improvements budget decreased	(1,100,000)
• Parks: Park Facilities Improvements budget decreased	(1,150,000)
• Parks: Vilas Park Improvements budget decreased	(1,050,000)
• Sewer Utility: Sewer Impact Fee Districts budget decreased	(1,120,000)
• Streets: Far West Facility removed from CIP	(3,200,000)
• Streets Division: Streets Emerald Ash Borer budget decreased	(280,000)
• Water Utility: Well 30 Iron and Manganese Filter removed from CIP	(4,580,000)
• Water Utility: Unit Well 12 Conversion deferred to 2022	3,800,000
• Water Utility: Funding for Water Mains decreased	(4,560,000)
• Water Utility: Funding for Water Facility Improvements decreased	(1,120,000)
2023: Total Change=\$21.4m Decrease	
• Eng Facilities: Fire Building Improvements budget decreased	(225,000)
• Eng Facilities: Parks Facility Improvements budget decreased	(375,000)
• Eng-Major Streets: Pleasant View Road deferred to 2024	(4,800,000)
• Finance: Capital Budget Administration added to CIP	400,000
• Fire: Fire Station 10 removed from CIP	(500,000)

City of Madison: 2019 Capital Budget

Variances from 2018 CIP

Adopted Budget

• Fleet: Equipment Replacement budget decreased	(400,000)
• Library: Library Collection added to CIP	700,000
• Library: Reindahl Library removed from CIP	(15,000,000)
• Metro: Funding for Phase 3 of Metro Headquarters Renovation added to budget	7,800,000
• Metro: Bus Rapid Transit moved to Transportation	(3,300,000)
• Metro: Satellite Bus Facility moved to 2023	30,000,000
• Parking Utility: Lake Street Garage Replacement added to CIP	1,200,000
• Parks: Park Facilities Improvements budget decreased	(600,000)
• Parks: Vilas Park Improvements budget decreased	(1,300,000)
• Stormwater Utility: Citywide Flood Mitigation budget decreased	(3,900,000)
• Streets: Far West Facility removed from CIP	(30,000,000)
• Water Utility: Booster Pump Station 129 Reconstruction deferred to 2023	4,300,000
• Water Utility: Unit Well 12 Conversion deferred to 2023	800,000
• Water Utility: Funding for Water Mains decreased	(4,820,000)
• Water Utility: Funding for Water Facility Improvements decreased	(810,000)
• Water Utility: Zones 7/8 Supply at Whitney Way removed from CIP	(1,100,000)
2024: Projects Added	
• Eng-Bicycle & Pedestrian: Troy Drive Underpass added to CIP	1,500,000
• Eng-Major Streets: John Nolen Drive added to CIP	30,300,000
• Parking Utility: Lake Street Garage Replacement added to CIP	20,800,000
• Transportation: Bus Rapid Transit moved from Metro and budget increased	80,000,000