



2022

Executive Budget

Capital Budget &
Capital Improvement Plan



Satya Rhodes-Conway
Mayor

CITY OF MADISON, WISCONSIN

Satya Rhodes-Conway, Mayor

FINANCE DEPARTMENT

David Schmiedicke, Finance Director

FINANCE COMMITTEE

Satya Rhodes-Conway, Mayor

Syed Abbas, Common Council President

Sheri Carter, Common Council Member

Jael Currie, Common Council Member

Yannette Figueroa Cole, Common Council Member

Keith Furman, Common Council Member

Michael E. Verveer, Common Council Member

COMMON COUNCIL

Barbara Harrington-McKinney, District 1

Patrick W. Heck, District 2

Lindsay Lemmer, District 3

Michael E. Verveer, District 4

Regina M. Vidaver, District 5

Brian Benford, District 6

Nasra Wehelie, District 7

Juliana R. Bennett, District 8

Nikki Conklin, District 9

Yannette Figueroa Cola, District 10

Arvina Martin, District 11, Vice President

Syed Abbas, District 12, President

Tag Evers, District 13

Sheri Carter, District 14

Grant Foster, District 15

Jael Currie, District 16

Gary Halverson, District 17

Charles Myadze, District 18

Keith Furman, District 19

Christian A. Albournas, District 20



Section Artwork: Ryan Jonely



Table of Contents

Introduction & Summaries

Capital Budget Overview and Policies	3
Capital Budget Summaries	8
Horizon List.....	21

Agency Capital Budgets

CDA Redevelopment	28
Community Development Division.....	32
Economic Development Division	38
Engineering - Bicycle and Pedestrian	46
Engineering - Facilities Management	53
Engineering - Major Streets.....	60
Engineering - Other Projects	70
Finance Department.....	75
Fire Department	79
Fleet Service	83
Henry Vilas Zoo.....	87
Information Technology	91
Library.....	99
Mayor's Office	104
Metro Transit.....	108
Monona Terrace.....	112
Parking Utility	116
Parks Division	120
Planning Division	131
Police Department.....	135
Sewer Utility	139
Stormwater Utility	146
Streets Division.....	150
Traffic Engineering.....	155
Transportation Department	161
Water Utility	166

Cash Flow Statement

Impact Fees	179
Tax Increment Districts.....	209

Glossary

Glossary	228
----------------	-----

[This page is intentionally left blank]



Introduction & Summaries

2022 Capital Improvement Plan:
Executive Budget

Capital Budget Overview and Policies

What is included in the Capital Budget?

The City of Madison's Capital Improvement Plan (CIP) is a planning and financial document that details investments to provide lasting improvements in the City's infrastructure, assets, and services. A **capital project** is a large-scale, time limited program with a defined start and end date. A **capital program** is a large-scale, continuing work plan. The Capital Budget appropriates funding for capital projects and programs that comprise the first year of the CIP. The remaining five years of the CIP are included as a plan for the future.

The City of Madison has established a policy to remove from the Capital Budget those items with a useful life of less than the repayment term of General Obligation debt (usually ten years). Those items should be considered in the Operating Budget under MGO 4.02(6)(c)(3).

Guidelines for Capital Projects and Programs

Capital projects included in the CIP must meet one or more of the following guidelines:

1. Land purchases and improvements in excess of three thousand dollars (\$3,000); or
2. Projects requiring the borrowing of money including, but not limited to construction or reconstruction of public utilities, streets, sidewalks, storm and sanitary drainage facilities; or
3. New construction and construction of buildings in excess of five thousand dollars (\$5,000); or
4. Major alterations to buildings and facilities which are not routine repairs and which substantially enhance the value of a structure or change its use; or
5. Original equipment or motor vehicle purchases exceeding twenty thousand dollars (\$20,000) in cost and having a life expectancy of ten (10) years or more, unless, for new capital projects, the repayment term of the debt coincides with the useful life of the asset.

Guidance for Agencies Submitting Capital Requests

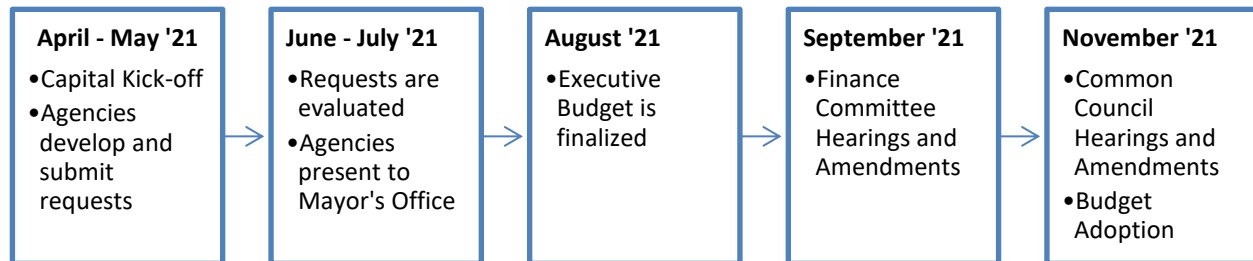
Agencies received the following guidance for developing capital budget requests:

- All agencies are encouraged to find ways to decrease spending in the 2022 Capital Budget that will not unduly impact the City's ability to provide essential services.
- Agencies should prioritize requests and provide an overview memo describing the criteria used to establish the prioritized list.
- Agency requests for existing projects should be consistent with the adopted 2021 Capital Improvement Plan. Increases from existing funding levels or changes to projects must be justified and clearly explained.
- Agencies may submit requests for new projects that were not included in a prior year CIP; however, new projects must be conceptualized to the point where a complete budget proposal can be submitted.
- Agencies will be allowed to submit budget requests for projects currently on the Horizon List so long as they can demonstrate outstanding issues have been resolved and a complete budget can be developed.
- Program budgets should continue into 2027 and can be adjusted by up to 5% to account for inflationary construction costs.

In addition to the above guidance, a new section on racial equity and social justice (RESJ) was added to 2022 Capital Request form. All agencies were required to articulate how their proposal would impact RESJ goals, specifically, "how Black, Indigenous, and People of Color, people living with lower incomes, and people who are otherwise marginalized (because of gender, age, home language, etc.) would be affected by the proposed budget or budget change(s)." Agency requests were submitted to the Finance Department on Tuesday, May 25, 2021, and can be found here: <https://www.cityofmadison.com/finance/budget/2022/capital>

Capital Budget Overview and Policies

Capital Budget Development Timeline



Special Assessment

Various Public Works projects include special assessments as a funding source. City staff are allowed to administratively increase the special assessment budget for projects where the final assessment exceeds the amount assumed in the budget, including movement across major projects, without seeking Common Council approval.

Savings Resulting from Use of General Debt Reserves

In December 2012, the Common Council created MGO 4.17 to prohibit the use of unused balances in the debt service fund for operating expenses. The Ordinance states: "In any year when general debt reserves are applied to reduce general fund debt service, an amount at least equal to the general debt reserves applied must be directly appropriated from the general fund for capital projects, unless the Common Council, by a separate vote of two-thirds (2/3) of all members during approval of the budget, votes to do otherwise."

Projects Funded by a Direct Appropriation from the General Fund

Consistent with the Guidelines for Projects above, the Capital Budget funds certain projects and studies through a direct appropriation to capital (see table below). The funding for these projects will be shown in the 2022 Operating Budget with the associated property tax levy offset by lower General Fund debt service. The reduced General Fund debt service is the result of applying estimated General Debt Reserves generated by the projected bond issuance premium associated with the 2021 general obligation debt issuance. The 2022 Executive Budget proposes funding for the three projects listed below totaling \$915,000.

Agency	Project	Amount
LIBRARY	LIBRARY COLLECTION	740,000
IT	ELECTION EQUIPMENT FOR CLERK	100,000
ZOO	HENRY VILAS ZOO	75,000
Total		\$915,000

Capital Budget Overview and Policies

Reauthorizations /Carry Forward Balances

The 2022 Capital Budget shows new capital appropriations for the upcoming year. Carry forward balances will be presented as part of the resolution authorizing the GO Borrowing, which is adopted by the Common Council in September 2021. Based on projected borrowing levels, \$63.5 million in GO Borrowing project balances will carry forward from 2021 to 2022. Twenty four projects (of 160) account for 73% (\$46.2m) of the project balances that will be carried forward. See the table below for a summary of carry forward appropriations.

Agency	Project	Amount
COMMUNITY DEVELOPMENT	MEN'S PERMANENT HOMELESS SHELTER	3,000,000
COMMUNITY DEVELOPMENT	AFFORDABLE HOUSING-DEVELOPMENT 2020	500,000
ECONOMIC DEVELOPMENT	LAND BANKING 2021	1,450,000
ENGINEERING - FACILITIES MGMT	CCB FOURTH FLOOR REMODELING	815,000
ENGINEERING - FACILITIES MGMT	CCB IMPROVEMENTS 2021	521,363
ENGINEERING - MAJOR STREETS	RECONSTRUCTION STREETS 2021	2,300,000
ENGINEERING - MAJOR STREETS	JOHN NOLEN DRIVE	1,980,000
ENGINEERING - MAJOR STREETS	GAMMON ROAD, SOUTH	517,290
FLEET SERVICES	2020 FLEET EQUIPMENT REPLACEMENT	2,800,000
FLEET SERVICES	2021 FLEET EQUIPMENT REPLACEMENT	2,400,000
FLEET SERVICES	2021 FIRE APPARATUS/RESCUE VEHICLES	1,745,000
FLEET SERVICES	FLEET SERVICE RELOCATION	732,569
FLEET SERVICES	FLEET FIRE EQUIPMENT 2020	600,000
INFORMATION TECHNOLOGY	ENTERPRISE FINANCIAL SYSTEM	550,000
METRO TRANSIT	METRO SATELLITE BUS FACILITY	7,228,000
METRO TRANSIT	FACILITY REPAIRS &IMPROVEMENTS 2020	1,940,000
PARKS	GARVER ENVIRONMENTAL	800,000
STORMWATER	STORMWATER QUALITY SYSTEM IMPR 2021	4,450,000
STORMWATER	PAVEMENT MANAGEMENT 2021	850,000
STREETS	SALT STORAGE BARN - BADGER ROAD	1,070,000
STREETS	ST FUELING STATION AT SOUTH POINT	500,000
STREETS	2021 URBAN TREE INITIATIVE	500,000
TAX INCREMENT DISTRICT	TAX INCR DIST 46 BORROWING PRJ	7,000,000
TRANSPORTATION	BUS RAPID TRANSIT 2021	2,000,000
	TOTAL	46,249,221

Note: This table was updated on 8/31/21 and varies from the print version of the Executive Capital Budget.

New Investments in the 2022 Capital Budget

Town of Madison Final Attachment Capital Costs

A series of annexations over the years has left the Town of Madison with approximately 3.9-square miles of land divided into 9 non-contiguous areas. In November 2022, the City of Madison will absorb 90% of the remaining Town of Madison land and 79% of the population, and the rest of the Town will be attached to the City of Fitchburg. The 2022 Executive Capital Budget and Capital Improvement Plan includes funding to support key costs associated with providing services to the Town of Madison following the Final Attachment. The following table outlines the costs included in the 2022 Executive Capital Budget.

Agency	Description	Amount
COMMUNITY DEVELOPMENT	Affordable Housing Developer Loans with South Madison TID	1,500,000
ECONOMIC DEVELOPMENT	Land banking, other loans, and grants with South Madison TID	1,300,000
STREETS	Equipment to support Streets services such as refuse and recycling collection, including toolcat and rearloaders	310,000
STREETS	Recycling and refuse carts for Town residents	100,000
CLERK*	Additional voting equipment for five polling locations	100,000

*Included in Information Technology capital budget

American Rescue Plan Act (ARPA)

The City of Madison will receive \$47.2 million of federal funding through the State and Local Recovery Funds component of the American Rescue Plan Act (ARPA) to recover from the negative public health and economic impacts caused by the COVID-19 pandemic. The City has adopted a plan to use ARPA funds to address critical community issues, support an equitable recovery, and continue to provide government services. The following tables outlines the capital investments included in the 2022 Executive Capital Budget.

Agency	Description	Amount
COMMUNITY DEVELOPMENT	Hotels Converted to Housing	2,500,000
COMMUNITY DEVELOPMENT	Salvation Army Darbo Site	2,500,000
COMMUNITY DEVELOPMENT	Youth Centered Housing Project	2,000,000
COMMUNITY DEVELOPMENT	Homeownership Support/Rehabilitation Program (Consumer Lending)	500,000
ECONOMIC DEVELOPMENT	Small Business Equity & Recovery (SBER) Program	2,000,000
MAYOR'S OFFICE SUSTAINABILITY	Naturally Occurring Affordable Housing (NOAH) Energy Efficiency Program	250,000

For more information on ARPA, go to www.cityofmadison.com/arpa

City of Madison: 2022 Capital Budget Comparison Schedule

Executive Budget

	2021 Adopted			Request	2022 Executive		
	GO Borrowing	Other	Total		GO Borrowing	Other	Total
Agency							
CDA Redevelopment	-	600,000	600,000	10,500,000	6,700,000	3,800,000	10,500,000
Community Development Division	7,695,000	4,092,000	11,787,000	16,246,000	10,104,000	12,642,000	22,746,000
Economic Development Division	12,540,000	620,000	13,160,000	14,255,000	11,965,000	2,290,000	14,255,000
Engineering - Bicycle and Pedestrian	4,058,000	2,085,000	6,143,000	10,932,000	5,415,000	4,817,000	10,232,000
Engineering - Facilities Management	5,241,100	181,000	5,422,100	6,199,746	6,159,746	40,000	6,199,746
Engineering - Major Streets	30,288,000	16,879,000	47,167,000	64,265,000	40,372,000	25,166,000	65,538,000
Engineering - Other Projects	172,000	1,826,000	1,998,000	2,236,000	227,000	2,009,000	2,236,000
Finance	-	370,000	370,000	370,000	370,000	-	370,000
Fire Department	1,347,000	-	1,347,000	4,757,000	4,757,000	-	4,757,000
Fleet Service	12,255,000	-	12,255,000	13,505,000	12,355,000	-	12,355,000
Henry Vilas Zoo	-	75,000	75,000	75,000	-	75,000	75,000
Information Technology	4,480,000	-	4,480,000	5,770,000	5,770,000	100,000	5,870,000
Library	777,500	720,000	1,497,500	1,990,000	1,250,000	740,000	1,990,000
Mayor's Office	-	-	-	672,000	672,000	496,595	1,168,595
Metro Transit	20,856,000	-	20,856,000	20,646,500	2,124,000	13,522,500	15,646,500
Monona Terrace	230,000	167,500	397,500	1,400,000	1,400,000	-	1,400,000
Parking Utility	-	203,000	203,000	54,000	-	54,000	54,000
Parks Division	6,512,300	2,770,000	9,282,300	7,400,000	4,760,000	2,640,000	7,400,000
Planning Division	-	150,000	150,000	150,000	150,000	-	150,000
Police Department	407,125	-	407,125	271,125	271,125	-	271,125
Public Health	-	-	-	-	-	-	-
Sewer Utility	-	4,238,000	4,238,000	4,756,000	-	4,442,000	4,442,000
Stormwater Utility	7,606,850	2,659,150	10,266,000	7,900,000	4,462,500	3,437,500	7,900,000
Streets Division	2,285,000	165,000	2,450,000	1,115,000	950,000	165,000	1,115,000
Traffic Engineering	2,175,000	910,000	3,085,000	5,783,026	6,423,026	910,000	7,333,026
Transportation	2,000,000	140,000	2,140,000	140,533,070	16,139,965	126,513,105	142,653,070
Water Utility	-	6,640,000	6,640,000	7,971,000	-	8,596,000	8,596,000
TOTAL	\$ 120,925,875	\$ 45,490,650	\$ 166,416,525	\$ 349,752,467	\$ 142,797,362	\$ 212,455,700	\$ 355,253,062

City of Madison: 2022 Capital Budget

Expense & Funding Schedule

Executive Budget

2022 CIP by Expenditure Type

	2022	2023	2024	2025	2026	2027
Bike Path	2,700,000	2,520,000	3,330,000	1,650,000	1,650,000	1,698,000
Bridge	2,000,000	1,270,000	240,000	227,000	186,000	555,000
Building	35,065,746	52,016,860	12,473,368	7,605,420	12,059,532	50,314,976
Fiber Network	532,000	312,000	335,000	232,000	328,000	325,000
Land	4,850,000	10,300,000	1,600,000	1,300,000	1,500,000	1,300,000
Land Improvements	44,063,569	6,422,000	8,452,000	9,039,500	10,063,000	8,477,000
Library Collection	740,000	740,000	860,000	880,000	900,000	945,000
Loans	19,757,000	10,157,000	10,157,000	10,207,000	10,207,000	10,207,000
Machinery and Equipment	98,515,926	25,327,575	25,296,875	39,172,875	37,942,400	39,375,400
Other	10,985,621	14,326,000	8,266,000	8,222,000	8,267,000	8,192,000
Sanitary Sewer	15,375,000	15,486,000	13,002,000	12,572,000	14,757,000	13,372,000
Software and Licenses	1,652,000	794,000	622,000	646,000	645,000	644,000
Stormwater Network	24,597,000	10,055,000	9,635,000	7,435,000	10,030,000	16,141,000
Street	87,628,200	36,788,000	28,083,000	28,688,000	48,697,000	33,155,000
Streetlighting	1,365,000	2,115,000	615,000	620,000	620,000	630,000
Water Network	5,426,000	4,902,000	5,013,000	5,135,000	5,269,000	7,661,000
Total	\$ 355,253,062	\$ 193,531,435	\$ 127,980,243	\$ 133,631,795	\$ 163,120,932	\$ 192,992,376

2022 CIP by Funding Source

	2022	2023	2024	2025	2026	2027
GF GO Borrowing	86,937,862	98,891,135	56,703,743	57,824,795	78,159,932	103,689,876
Non-GF GO Borrowing	55,859,500	18,885,000	18,327,000	18,824,500	21,322,500	26,838,500
County Sources	3,045,000	45,000	45,000	45,000	45,000	45,000
Developer Capital Funding	410,000	410,000	410,000	410,000	410,000	415,000
Federal Sources	126,703,105	1,677,000	1,135,000	11,695,000	11,695,000	11,695,000
Impact Fees	3,245,000	9,965,000	2,755,000	2,000,000	3,275,000	2,625,000
Loan Repayment	560,000	560,000	560,000	560,000	560,000	560,000
Miscellaneous Revenue	2,000	52,000	2,000	2,000	2,000	2,000
Municipal Capital Participate	7,929,000	445,600	-	-	-	-
Other Govt Pmt For Services	780,000	80,000	80,000	80,000	80,000	80,000
Private Contribution/Donation	368,000	4,978,000	78,000	28,000	1,028,000	28,000
Reserves Applied	14,344,500	10,523,700	12,437,500	10,788,500	13,539,500	13,115,000
Revenue Bonds	15,329,000	23,816,000	16,592,000	13,589,000	15,224,000	14,520,000
Room Tax	-	1,045,000	330,000	705,000	750,000	620,000
Sale Property/Capital Asset	-	-	-	-	-	-
Special Assessment	6,379,000	6,916,000	7,013,000	6,548,000	6,988,000	7,482,000
State Sources	15,334,095	565,000	1,565,000	2,065,000	3,065,000	4,065,000
TIF Proceeds	16,987,000	10,937,000	6,387,000	4,737,000	3,237,000	3,237,000
Trade In Allowance	-	-	-	-	-	-
Transfer From Other Restricted	125,000	430,000	130,000	180,000	170,000	260,000
Transfer In From General Fund	915,000	3,310,000	3,430,000	3,550,000	3,570,000	3,715,000
Total	\$ 355,253,062	\$ 193,531,435	\$ 127,980,243	\$ 133,631,795	\$ 163,120,932	\$ 192,992,376

Borrowing Summary

	2022	2023	2024	2025	2026	2027
Borrowing Schedule						
General Fund G.O. Borrowing	86,937,862	98,891,135	56,703,743	57,824,795	78,159,932	103,689,876
Non-General Fund G.O. Borrowing	55,859,500	18,885,000	18,327,000	18,824,500	21,322,500	26,838,500
Total	\$ 142,797,362	\$ 117,776,135	\$ 75,030,743	\$ 76,649,295	\$ 99,482,432	\$ 130,528,376

Annual Debt Service

General Fund G.O. Borrowing	11,301,922	12,855,848	7,371,487	7,517,223	10,160,791	13,479,684
Non-General Fund G.O. Borrowing	7,261,735	2,455,050	2,382,510	2,447,185	2,771,925	3,489,005

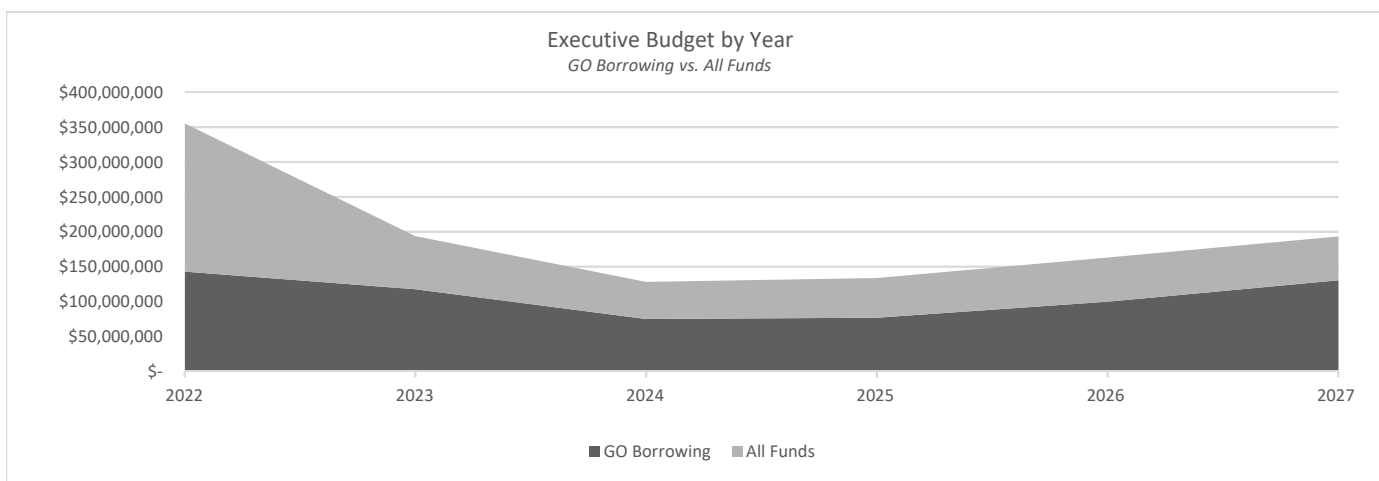
City of Madison: 2022 Capital Budget

Capital Improvement Plan: GO Borrowing

Executive Budget

GO Borrowing by Agency

	2022	2023	2024	2025	2026	2027
CDA Redevelopment	6,700,000	250,000	250,000	250,000	250,000	262,500
Community Development Division	10,104,000	3,562,000	5,667,000	8,355,000	8,413,000	8,315,000
Economic Development Division	11,965,000	3,890,000	2,390,000	2,390,000	2,390,000	2,390,000
Engineering - Bicycle and Pedestrian	5,415,000	4,803,000	5,056,000	3,523,000	3,599,000	4,139,000
Engineering - Facilities Management	6,159,746	10,402,860	4,921,868	5,147,420	5,922,532	6,059,476
Engineering - Major Streets	40,372,000	30,810,400	22,534,000	21,639,000	44,417,000	30,932,000
Engineering - Other Projects	227,000	175,000	314,000	187,000	245,000	200,000
Finance	370,000	-	-	-	-	-
Fire Department	4,757,000	900,000	825,000	695,000	710,000	720,000
Fleet Service	12,355,000	10,235,000	10,585,000	10,750,000	12,120,000	13,420,000
Henry Vilas Zoo	-	75,000	75,000	75,000	75,000	75,000
Information Technology	5,770,000	4,305,000	4,210,000	4,045,000	3,565,000	3,825,000
Library	1,250,000	10,750,000	670,000	1,113,000	174,000	182,000
Mayor's Office	672,000	850,000	850,000	850,000	850,000	850,000
Metro Transit	2,124,000	12,056,000	2,169,000	4,126,000	2,858,000	2,866,000
Monona Terrace	1,400,000	2,260,000	1,450,500	360,000	735,000	260,000
Parks Division	4,760,000	9,374,000	6,392,000	7,077,500	6,223,000	6,875,000
Planning Division	150,000	160,000	160,000	160,000	160,000	168,000
Police Department	271,125	272,875	270,875	272,875	281,400	280,400
Stormwater Utility	4,462,500	1,765,000	2,562,500	2,057,500	1,167,500	3,395,000
Streets Division	950,000	1,645,000	1,343,000	1,242,000	3,000,000	42,958,000
Traffic Engineering	6,423,026	5,235,000	2,335,000	2,334,000	2,327,000	2,356,000
Transportation	16,139,965	4,000,000	-	-	-	-
TOTAL	\$ 142,797,362	\$ 117,776,135	\$ 75,030,743	\$ 76,649,295	\$ 99,482,432	\$ 130,528,376



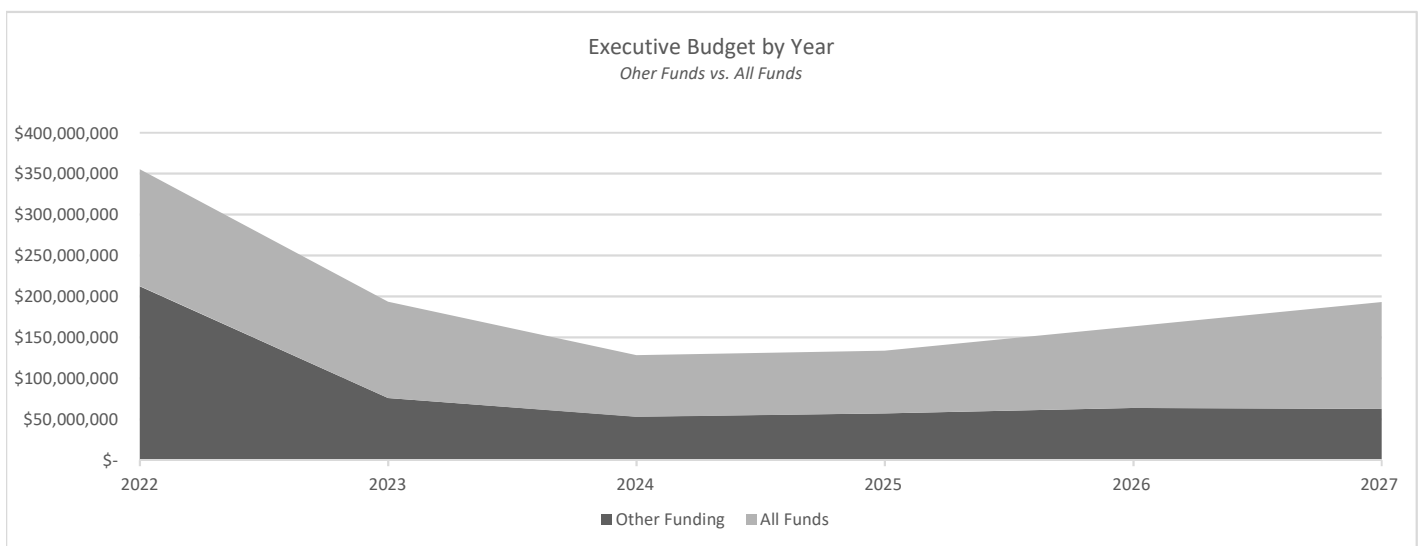
City of Madison: 2022 Capital Budget

Capital Improvement Plan: Other Funding

Executive Budget

Other Funds by Agency

	2022	2023	2024	2025	2026	2027
CDA Redevelopment	3,800,000	-	-	-	-	-
Community Development Division	12,642,000	6,642,000	4,542,000	1,892,000	1,892,000	1,892,000
Economic Development Division	2,290,000	3,290,000	3,290,000	3,290,000	3,290,000	3,290,000
Engineering - Bicycle and Pedestrian	4,817,000	1,907,000	1,260,000	1,310,000	1,376,000	1,445,000
Engineering - Facilities Management	40,000	40,000	40,000	40,000	40,000	40,000
Engineering - Major Streets	25,166,000	19,963,600	16,049,000	15,992,000	17,424,000	16,739,000
Engineering - Other Projects	2,009,000	2,175,000	2,156,000	2,205,000	2,349,000	2,385,000
Finance	-	370,000	370,000	370,000	370,000	370,000
Fire Department	-	-	-	-	-	-
Fleet Service	-	2,200,000	2,200,000	2,300,000	2,300,000	2,400,000
Henry Vilas Zoo	75,000	-	-	-	-	-
Information Technology	100,000	-	-	-	-	-
Library	740,000	5,240,000	860,000	880,000	900,000	945,000
Mayor's Office	496,595	-	-	-	-	-
Metro Transit	13,522,500	-	-	10,560,000	10,560,000	10,560,000
Monona Terrace	-	1,045,000	330,000	705,000	750,000	620,000
Parking Utility	54,000	88,000	37,000	96,000	40,000	74,000
Parks Division	2,640,000	9,100,000	2,360,000	2,205,000	4,845,000	2,910,000
Planning Division	-	-	-	-	-	-
Police Department	-	-	-	-	-	-
Sewer Utility	4,442,000	7,360,000	3,176,000	2,813,000	3,013,000	2,783,000
Stormwater Utility	3,437,500	1,490,000	3,532,500	2,882,500	3,985,500	5,213,000
Streets Division	165,000	165,000	165,000	165,000	165,000	165,000
Traffic Engineering	910,000	910,000	910,000	910,000	910,000	915,000
Transportation	126,513,105	-	-	-	-	-
Water Utility	8,596,000	13,769,700	11,672,000	8,367,000	9,429,000	9,718,000
TOTAL	\$ 212,455,700	\$ 75,755,300	\$ 52,949,500	\$ 56,982,500	\$ 63,638,500	\$ 62,464,000



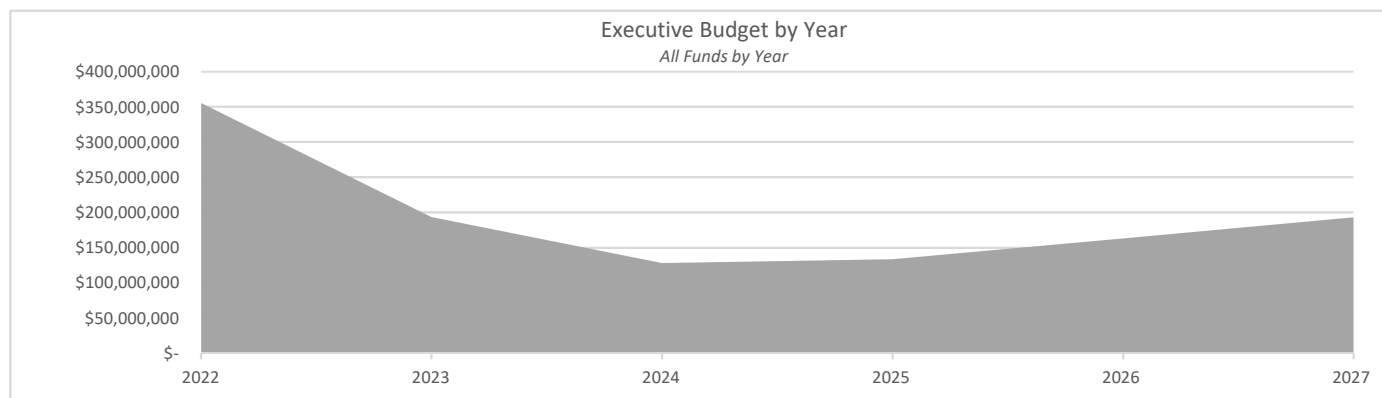
City of Madison: 2022 Capital Budget

Capital Improvement Plan: All Funds

Executive Budget

All Funds by Agency

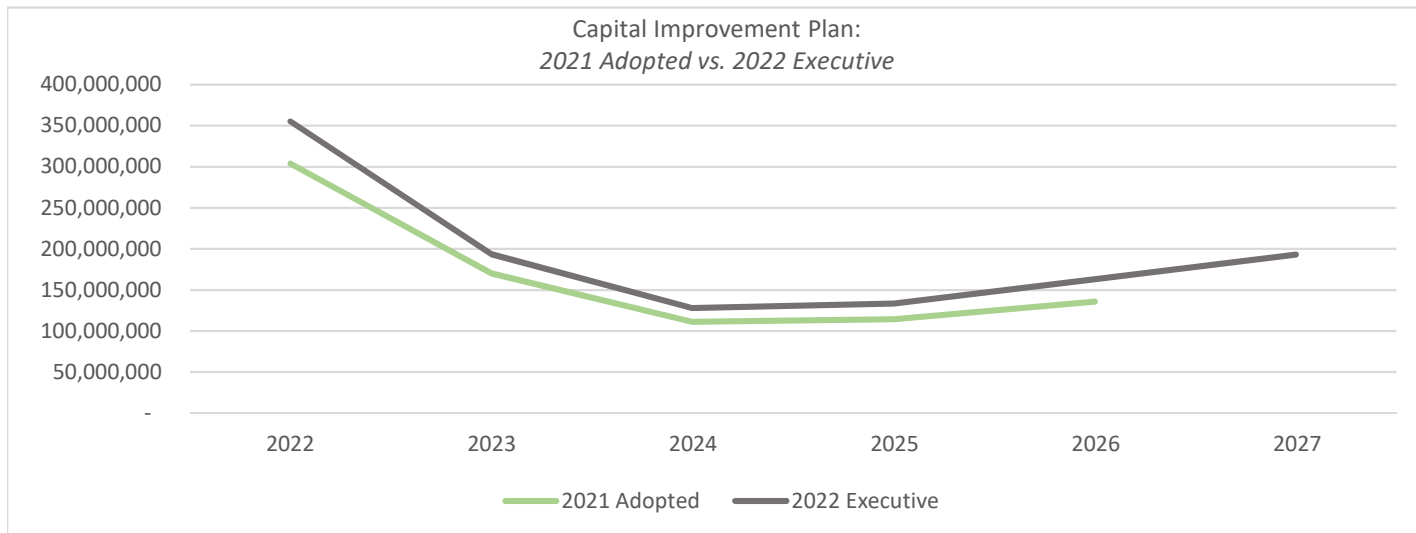
	2022	2023	2024	2025	2026	2027
CDA Redevelopment	10,500,000	250,000	250,000	250,000	250,000	262,500
Community Development Division	22,746,000	10,204,000	10,209,000	10,247,000	10,305,000	10,207,000
Economic Development Division	14,255,000	7,180,000	5,680,000	5,680,000	5,680,000	5,680,000
Engineering - Bicycle and Pedestrian	10,232,000	6,710,000	6,316,000	4,833,000	4,975,000	5,584,000
Engineering - Facilities Management	6,199,746	10,442,860	4,961,868	5,187,420	5,962,532	6,099,476
Engineering - Major Streets	65,538,000	50,774,000	38,583,000	37,631,000	61,841,000	47,671,000
Engineering - Other Projects	2,236,000	2,350,000	2,470,000	2,392,000	2,594,000	2,585,000
Finance	370,000	370,000	370,000	370,000	370,000	370,000
Fire Department	4,757,000	900,000	825,000	695,000	710,000	720,000
Fleet Service	12,355,000	12,435,000	12,785,000	13,050,000	14,420,000	15,820,000
Henry Vilas Zoo	75,000	75,000	75,000	75,000	75,000	75,000
Information Technology	5,870,000	4,305,000	4,210,000	4,045,000	3,565,000	3,825,000
Library	1,990,000	15,990,000	1,530,000	1,993,000	1,074,000	1,127,000
Mayor's Office	1,168,595	850,000	850,000	850,000	850,000	850,000
Metro Transit	15,646,500	12,056,000	2,169,000	14,686,000	13,418,000	13,426,000
Monona Terrace	1,400,000	3,305,000	1,780,500	1,065,000	1,485,000	880,000
Parking Utility	54,000	88,000	37,000	96,000	40,000	74,000
Parks Division	7,400,000	18,474,000	8,752,000	9,282,500	11,068,000	9,785,000
Planning Division	150,000	160,000	160,000	160,000	160,000	168,000
Police Department	271,125	272,875	270,875	272,875	281,400	280,400
Sewer Utility	4,442,000	7,360,000	3,176,000	2,813,000	3,013,000	2,783,000
Stormwater Utility	7,900,000	3,255,000	6,095,000	4,940,000	5,153,000	8,608,000
Streets Division	1,115,000	1,810,000	1,508,000	1,407,000	3,165,000	43,123,000
Traffic Engineering	7,333,026	6,145,000	3,245,000	3,244,000	3,237,000	3,271,000
Transportation	142,653,070	4,000,000	-	-	-	-
Water Utility	8,596,000	13,769,700	11,672,000	8,367,000	9,429,000	9,718,000
TOTAL	\$ 355,253,062	\$ 193,531,435	\$ 127,980,243	\$ 133,631,795	\$ 163,120,932	\$ 192,992,376



City of Madison: 2022 Capital Budget

Variances from 2021 CIP

Executive Budget



Phase	2022	2023	2024	2025	2026	2027
2021 Adopted	304,050,735	170,011,010	111,280,475	114,433,775	135,885,480	-
2022 Executive	355,253,062	193,531,435	127,980,243	133,631,795	163,120,932	192,992,376
Change	51,202,327	23,520,425	16,699,768	19,198,020	27,235,452	192,992,376

Variance by Year

2022 Change 51,202,327

CDA Redevelopment

- Mosaic Ridge: Project budget increased in order to sell remaining lots by end of 2022 1,200,000
- Village on Park Redevelopment: Project added to 2022 8,200,000

CDD

- Affordable Housing-Consumer Lending: Program budget increased 1,647,000
- Affordable Housing-Development Projects: Program budget increased 1,000,000
- Community Facilities Improvements: Program added to 2022 1,000,000
- Hotels Converted to Housing: ARPA funded project added to 2022 2,500,000
- Permanent Men's Shelter: Increased project funding 4,000,000
- Salvation Army Darbo Site: ARPA funded project added to 2022 2,500,000
- Youth-centered Housing: ARPA funded project added to 2022 2,000,000

EDD

- TID 46 Research Park: Project added 4,000,000
- TID 49 Femrite Drive: TID created and project added 2,100,000
- South Madison and State Streets: TIDs created and projects added 675,000

Engineering: Bicycle & Ped Projects

- Bikeways Program: Increased funding 300,000
- Cannonball Path: Increased funding 1,047,000
- Main Street Improvements: Increased funding 30,000
- Old Middleton Path: Increased funding 2,000,000
- Ped/Bike Enhancements: Consolidated into a new TE program, Safe Streets Madison (243,000)
- Safe Routes to School: Consolidated into a new TE program, Safe Streets Madison (100,000)
- Troy Drive Railroad Bridge: Project renamed, increased funding, and advanced to 2022 230,000

Engineering: Facilities

- Energy Improvements: Program budget increased 54,282
- Fairchild Building Improvements: Funding increased 992,864
- Horizon List Planning: Program budget decreased (100,000)
- Park Facility Improvements: Program budget increased 615,000
- Sayle Street Facility Remodel: Project planning funding added 160,000
- Streets Facility Improvements: Program budget increased 75,000

City of Madison: 2022 Capital Budget

Variances from 2021 CIP

Executive Budget

Sustainability Improvements: Program moved to Mayor's Office	(671,888)
Engineering: Major Streets	
• Blair Street, S.: Funding increased	35,000
• Blair/John Nolen Intersection: Funding increased	19,000
• Bridge Repair: Funding increased	130,000
• Neighborhood Traffic Management & Pedestrian Improvements: Consolidated into a new TE program, Safe Streets Madison	(350,000)
• Pavement Management: Program budget decreased	(2,813,000)
• Pleasant View Road - Phase 1: Funding increased	1,000,000
• Reconstruct Streets: Program budget decreased	(595,000)
• University Avenue: Funding increased	2,083,000
Engineering: Other	
• Aerial Photo/Orthophotos: Funding increased	60,000
• Warning Sirens: Funding decreased	(60,000)
Fire	
• Fire Station 6 Remodel: Project budget increased	1,100,000
Fleet	
• Electric Heavy Trucks and Infrastructure: New program added	850,000
• Fire & Rescue Equipment: Program budget increased	195,000
• Fleet Equipment Replacement: Program budget increased	250,000
Information Technology	
• AV Systems, Camera Management System, and Digital Workplace: New programs added	1,260,000
• Network Operations and Infrastructure: Program budget increased	715,000
Library	
• Central Library Improvements: Project deferred to 2023-2025	(100,000)
Mayor	
• Sustainability Improvements: Program moved from Engineering - Facilities Management; grant funding increased	496,595
Metro & Transportation	
• Transit Coaches - State funds added	13,522,500
• Transit System Upgrades - Increased funding	2,000,000
• E-W Bus Rapid Transit - Updated funding	(5,680,352)
• Train Station Planning - Project added to CIP	120,000
Monona Terrace	
• Building and Building Improvements: Program budget increased	890,000
Parks Division	
• Athletic Field Improvements: Program budget decreased	(320,000)
• Beach and Shoreline Improvements: Program budget decreased	(134,000)
• Conservation Park Improvements: Program budget decreased	(30,000)
• Elver Park Improvements: Planning budget advanced	300,000
• James Madison Park Improvements: Planning budget delayed	(75,000)
• Park Facility Improvements: Program budget increased	102,500
• Park Land Improvements: Program budget decreased	(715,000)
• Playground/Accessibility Improvements: Program budget decreased	(440,200)
• Vilas Park Improvements: Planning funding added to 2022	200,000
• Warner Park Community Center: Funding increased	250,000
Sewer	
• Engineering Sycamore Cold Storage Structure: Project added	200,000
• Lift Station Rehabilitation and Replacement: Funding increased	22,000
• Sewer Backwater Valve Reimbursement: Funding increased	100,000
• Sewer Impact Fee Districts: Funding Increased	1,200,000
• Sewer Reconstruction: Program budget decreased	(31,000)
• Utility Materials Handling Site: New project	50,000
Stormwater	
• Citywide Flood Mitigation: Program budget decreased	(5,447,000)
• Storm Sewer System Improvements: Program budget decreased	(15,000)
• Stormwater Quality System Improvements: Program budget decreased	(605,000)
• Street Cleaning Equipment - Streets: Program budget increased	2,010,000
Streets	
• Streets Equipment: Program budget increased	160,000
Traffic Engineering	

City of Madison: 2022 Capital Budget

Variances from 2021 CIP

Executive Budget

• Field Equipment Replacement - Program added to CIP	275,000
• John Nolen Drive Lighting - Increased funding	1,000,000
• Twenty is Plenty - Project added to CIP	613,026
Water	
• Atwood Ave: Standalone project added to support Engineering - Major Streets project	24,000
• Blair Street, S.: Standalone project added to support Engineering - Major Streets project	24,000
• Blair/John Nolen Intersection: Standalone project added to support Engineering - Major Streets project	24,000
• Pleasant View Road - Phase 1: Standalone project added to support Engineering - Major Streets project	24,000
• University Avenue: Project funding increased	1,339,000
• Water Mains - New: Program budget decreased	(129,000)
• Water Mains Replace Rehab Improve - Pavement Management: Program budget increased	456,000
• Water Mains Replace Rehab Improve - Pipe Lining: Program budget decreased	(366,000)
• Water Mains Replace Rehab Improve - Reconstruct Streets: Program budget increased	544,000
• Water Utility Facility Improvements: Program budget decreased	(320,000)
• Water Utility Vehicles & Equipment: Program budget increased	33,000

2023 Change

23,520,425

CDD	
• Affordable Housing-Consumer Lending: Annual Funding Increased	932,000
• Affordable Housing-Development Projects: Annual funding increased	500,000
EDD	
• South Madison TID: Program added to CIP	3,000,000
• State Street TID: Program added to CIP	600,000
Engineering: Bicycle & Ped Projects	
• Bikeways Program: Increased funding	300,000
• Main Street Improvements: Increased funding	300,000
• Ped/Bike Enhancements: Consolidated into a new TE program, Safe Streets Madison	(243,000)
• Safe Routes to School: Consolidated into a new TE program, Safe Streets Madison	(100,000)
• Troy Drive Railroad Bridge: Project renamed, increased funding, and construction advanced to 2023	1,275,000
Engineering: Facilities	
• CCB Office Remodels: Remodel projects collapsed into one project, funding increased	300,000
• CCB Improvements: Program budget decreased	(1,761,000)
• Energy Improvements: Program budget decreased	(20,920)
• Fairchild Building Improvements: Funding increased	543,245
• Horizon List Planning: Program budget decreased	(100,000)
• Park Facility Improvements: Program budget increased	117,500
• Sayle Street Facility Remodel: Construction budget moved to Horizon List	(1,445,000)
• Streets Facility Improvements: Program budget increased	75,000
• Sustainability Improvements: Program moved to Mayor's Office	(850,000)
Engineering: Major Streets	
• Atwood Avenue: Project added from Horizon List	5,953,000
• Blair/John Nolen Intersection: Funding increased	19,000
• Neighborhood Traffic Management & Pedestrian Improvements: Consolidated into a new TE program, Safe Streets Madison	(350,000)
• Outer Capitol Loop Southeast: Funding increased	43,000
• Pavement Management: Program budget decreased	987,000
• Pleasant View Road - Phase 1: Funding increased	1,145,000
• Reconstruct Streets: Program budget increased	2,621,000
Engineering: Other	
• Waste Oil Collection Sites: Funding increased	15,000
Fire	
• Fire Station Equipment: Program funding decreased	(300,000)
Fleet	
• Electric Heavy Trucks and Infrastructure: New program added	80,000
• Fleet Equipment Replacement: Program budget increased	350,000
Information Technology	
• AV Systems and Digital Workplace: New programs added	450,000
• Network Operations and Infrastructure: Program budget increased	650,000
Library	
• Central Library Improvements: Project deferred to 2023-2025	(800,000)

City of Madison: 2022 Capital Budget

Variances from 2021 CIP

Executive Budget

Metro & Transportation	
• Transit System Upgrades - Increased funding	2,000,000
• North-South Bus Rapid Transit - Project added to CIP	4,000,000
Parks Division	
• Athletic Field Improvements: Program budget decreased	(20,000)
• Beach and Shoreline Improvements: Program budget decreased	(50,000)
• Conservation Park Improvements: Program budget decreased	(35,000)
• Dog Park Improvements: Program budget decreased	(38,000)
• Elver Park Improvements: Construction budget delayed	(380,000)
• McPike Park: Project delayed to 2025	(30,000)
• Park Facility Improvements: Program budget increased	1,433,900
• Park Land Improvements: Program budget increased	(315,000)
• Playground/Accessibility Improvements: Program budget increased	65,000
• Vilas Park Improvements: Construction funding removed	1,375,000
Sewer	
• Lift Station Rehabilitation and Replacement: Funding decreased	(381,000)
• Sewer Backwater Valve Reimbursement: Funding increased	40,000
• Sewer Impact Fee Districts: Funding increased	300,000
• Sewer Reconstruction: Program budget increased	97,000
• Utility Materials Handling Site: New project	3,000,000
Stormwater	
• Citywide Flood Mitigation: Program budget decreased	(1,488,000)
• Storm Sewer System Improvements: Program budget decreased	(30,000)
• Stormwater Quality System Improvements: Program budget decreased	(565,000)
Streets	
• Streets Equipment: Program budget increased	160,000
Water	
• Atwood Ave: Standalone project added to support Engineering - Major Streets project	1,922,000
• Outer Capitol Loop Southeast: Standalone project added to support Engineering - Major Streets project	27,000
• Park Street, South (Olin to RR): Planning funded added to 2023	25,000
• Pleasant View Road - Phase 1: Standalone project added to support Engineering - Major Streets project	805,000
• Water Mains - New: Program budget decreased	(136,000)
• Water Mains Replace Rehab Improve - Pavement Management: Program budget decreased	(805,000)
• Water Mains Replace Rehab Improve - Pipe Lining: Program budget decreased	(211,000)
• Water Mains Replace Rehab Improve - Reconstruct Streets: Program budget decreased	(248,000)
• Water Utility Facility Improvements: Program budget decreased	(307,300)
• Water Utility Vehicles & Equipment: Program budget increased	15,000

2024 Change

16,699,768

CDD	
• Affordable Housing-Consumer Lending: Annual funding increased	732,000
• Affordable Housing-Development Projects: Annual funding increased	500,000
EDD	
• Small Business Equity & Recovery: Program extended through 2027	500,000
• South Madison TID: Program added to CIP	3,000,000
• State Street TID: Program added to CIP	600,000
Engineering: Bicycle & Ped Projects	
• Autumn Ridge Path: Project added from Horizon List	1,680,000
• Bikeways Program: Increased funding	300,000
• Main Street Improvements: Advanced project	(200,000)
• Ped/Bike Enhancements: Consolidated into a new TE program, Safe Streets Madison	(243,000)
• Safe Routes to School: Consolidated into a new TE program, Safe Streets Madison	(100,000)
• Troy Drive Railroad Bridge: Project renamed and construction advanced to 2023	(1,500,000)
Engineering: Facilities	
• Energy Improvements: Program budget increased	74,768
• Horizon List Planning: Program budget decreased	(100,000)
• Park Facility Improvements: Program budget decreased	(250,000)
• Streets Facility Improvements: Program budget increased	75,000
• Sustainability Improvements: Program moved to Mayor's Office	(850,000)

City of Madison: 2022 Capital Budget

Variances from 2021 CIP

Executive Budget

Engineering: Major Streets	
• Neighborhood Traffic Management & Pedestrian Improvements: Consolidated into a new TE program, Safe Streets Madison	(350,000)
• Outer Capitol Loop Southeast: Funding increased	43,000
• Pavement Management: Program budget increased	500,000
• Reconstruct Streets: Program budget increased	1,973,000
• Wilson Street (MLK to King)	(86,000)
Engineering: Other	
• Aerial Photo/ Orthophotos: Program budget increased	10,000
• Warning Sirens: Program budget increased	80,000
Fire	
• Fire Station Equipment: Program funding decreased	(150,000)
Fleet	
• Electric Heavy Trucks and Infrastructure: New program added	800,000
• Fire & Rescue Equipment: Program budget increased	340,000
• Fleet Equipment Replacement: Program budget increased	290,000
Information Technology	
• AV Systems and Digital Workplace: New programs added	450,000
• Network Operations and Infrastructure: Program budget increased	885,000
Library	
• 10 Plus Year Flooring Replacement: Project funding decreased	(65,000)
• Central Library Improvements: Project deferred to 2023-2025	400,000
• Library Collection: Program funding increased for Reindahl Imagination Center	120,000
Metro & Transportation	
• Transit System Upgrades - Increased funding	2,000,000
Parks Division	
• Athletic Field Improvements: Program budget decreased	(850,000)
• Beach and Shoreline Improvements: Program budget decreased	(560,000)
• Conservation Park Improvements: Program budget increased	35,000
• Emerald Ash Borer Mitigation: Program budget increased	100,000
• James Madison Park Improvements: Construction delayed to 2027	(300,000)
• Lake Monona Waterfront Improvement: Law Park Improvements project renamed	150,000
• Law Park Improvements: Project renamed to Lake Monona Waterfront Improvement	(150,000)
• Park Facility Improvements: Program budget increased	69,500
• Park Land Improvements: Program budget increased	1,247,500
• Playground/Accessibility Improvements: Program budget decreased	(390,000)
Sewer	
• Sewer Backwater Valve Reimbursement: Funding increased	40,000
• Sewer Impact Fee Districts: Funding decreased	(1,000,000)
• Sewer Reconstruction: Program budget decreased	(225,000)
• Utility Materials Handling Site: New project added	300,000
Stormwater	
• Citywide Flood Mitigation: Program budget increased	2,190,000
• Storm Sewer System Improvements: Program budget increased	23,000
• Stormwater Quality System Improvements: Program budget increased	1,890,000
Streets	
• Streets Equipment: Program budget increased	150,000
• Streets Yard Improvements: Program budget decreased	(50,000)
Traffic Engineering	
• Field Equipment Replacement - Program added to CIP	50,000
Water	
• Unit Well #8 Reconstruction: Project funding delayed to 2027	(88,000)
• Water Mains - New: Program budget decreased	(695,000)
• Water Mains Replace Rehab Improve - Pavement Management: Program budget increased	67,000
• Water Mains Replace Rehab Improve - Reconstruct Streets: Program budget increased	654,000
• Water Utility Facility Improvements: Program budget increased	56,000
• Water Utility Vehicles & Equipment: Program budget increased	3,000
• Wilson Street (MLK to King): Project funding added to 2024	157,000

City of Madison: 2022 Capital Budget

Variances from 2021 CIP

Executive Budget

2025 Change	19,198,020
CDD	
• Affordable Housing-Consumer Lending: Annual funding increased	732,000
• Affordable Housing-Development Projects: Annual funding increased	500,000
EDD	
• Small Business Equity & Recovery: Program extended through 2027	500,000
• South Madison TID: Program added to CIP	3,000,000
• State Street TID: Program added to CIP	600,000
Engineering: Bicycle & Ped Projects	
• Bikeways Program: Increased funding	275,000
• Hermina Street - Starkweather Creek Ped Bike Bridge: New project added	50,000
• Ped/Bike Enhancements: Consolidated into a new TE program, Safe Streets Madison	(253,000)
• Safe Routes to School: Consolidated into a new TE program, Safe Streets Madison	(100,000)
Engineering: Facilities	
• Energy Improvements: Program budget decreased	(104,480)
• Horizon List Planning: Program budget decreased	(100,000)
• Park Facility Improvements: Program budget increased	72,000
• Streets Facility Improvements: Program budget increased	75,000
• Sustainability Improvements: Program moved to Mayor's Office	(850,000)
Engineering: Major Streets	
• Mineral Point Road: New project added	280,000
• Neighborhood Traffic Management & Pedestrian Improvements: Consolidated into a new TE program, Safe Streets Madison	(364,000)
• Pavement Management: Program budget increased	432,000
• Reconstruct Streets: Program budget increased	1,301,000
• Wilson Street (MLK to King)	(86,000)
Fleet	
• Electric Heavy Trucks and Infrastructure: New program added	1,650,000
• Fire & Rescue Equipment: Program budget increased	150,000
• Fleet Equipment Replacement: Program budget increased	500,000
Information Technology	
• AV Systems and Digital Workplace: New programs added	450,000
• Network Operations and Infrastructure: Program budget increased	540,000
Library	
• Central Library Improvements: Project deferred to 2023-2025	500,000
• Library Collection: Program funding increased for Reindahl Imagination Center	120,000
Metro & Transportation	
• Transit Coaches - Increased funding	4,758,000
• Transit System Upgrades - Increased funding	1,000,000
Parks Division	
• Athletic Field Improvements: Program budget decreased	(430,000)
• Beach and Shoreline Improvements: Program budget increased	575,000
• Conservation Park Improvements: Program budget decreased	(400,000)
• Dog Park Improvements: Program budget decreased	(50,000)
• Elver Park Improvements: Construction budget delayed	(990,000)
• Lake Monona Waterfront Improvement: Law Park Improvements project renamed	350,000
• Law Park Improvements: Project renamed to Lake Monona Waterfront Improvements	(350,000)
• McPike Park (Central Park): Planning budget delayed to 2025	30,000
• Park Facility Improvements: Program budget decreased	(1,390,000)
• Park Land Improvements: Program budget increased	1,664,500
• Playground/Accessibility Improvements: Program budget decreased	(173,000)
Sewer	
• Lift Station Rehabilitation and Replacement: Program budget decreased	(1,000)
• Sewer Backwater Valve Reimbursement: Program budget increased	40,000
• Sewer Reconstruction: Program budget decreased	(215,000)
Stormwater	
• Citywide Flood Mitigation: Program budget decreased	(140,000)
• Storm Sewer System Improvements: Program budget decreased	(8,000)
• Stormwater Quality System Improvements: Program budget increased	3,135,000
Streets	

City of Madison: 2022 Capital Budget

Variances from 2021 CIP

Executive Budget

• Streets Equipment: Program budget decreased	(3,000)
• Streets Yard Improvements: Program budget decreased	(60,000)
Traffic Engineering	
• Field Equipment Replacement - Program added to CIP	25,000
Water	
• Unit Well #8 Reconstruction: Project funding delayed to 2027	(1,690,000)
• Water Mains - New: Program budget decreased	(70,000)
• Water Mains Replace Rehab Improve - Pavement Management: Program budget increased	1,015,000
• Water Mains Replace Rehab Improve - Pipe Lining: Program funding increased	95,000
• Water Mains Replace Rehab Improve - Reconstruct Streets: Program budget increased	503,000
• Water Utility Facility Improvements: Program budget decreased	(328,000)
• Water Utility Vehicles & Equipment: Program budget increased	15,000

2026 Change

27,235,452

CDD	
• Affordable Housing-Consumer Lending: Annual funding increased	732,000
• Affordable Housing-Development Projects: Annual funding increased	500,000
EDD	
• Small Business Equity & Recovery: Program extended through 2027	500,000
• South Madison TID: Program added to CIP	3,000,000
• State Street TID: Program added to CIP	600,000
Engineering: Bicycle & Ped Projects	
• Bikeways Program: Increased funding	236,000
• Ped/Bike Enhancements: Consolidated into a new TE program, Safe Streets Madison	(266,000)
• Safe Routes to School: Consolidated into a new TE program, Safe Streets Madison	(109,000)
Engineering: Facilities	
• Energy Improvements: Program budget decreased	(90,548)
• Horizon List Planning: Program budget decreased	(100,000)
• Park Facility Improvements: Program budget decreased	(250,000)
• Streets Facility Improvements: Program budget increased	75,000
• Sustainability Improvements: Program moved to Mayor's Office	(850,000)
Engineering: Major Streets	
• John Nolen Drive: Project budget increased	10,232,000
• Neighborhood Traffic Management & Pedestrian Improvements: Consolidated into a new TE program, Safe Streets Madison	(382,000)
• Park Street, South (Olin To RR): Project budget moved to 2026	11,000
• Pavement Management: Program budget increased	444,000
• Reconstruct Streets: Program budget increased	471,000
Engineering: Other	
• Aerial Photo/ Orthophotos: Program budget increased	50,000
• Warning Sirens: Program budget decreased	(60,000)
Fleet	
• Electric Heavy Trucks and Infrastructure: New program added	1,650,000
• Fleet Equipment Replacement: Program budget increased	350,000
Information Technology	
• AV Systems and Digital Workplace: New programs added	450,000
• Network Operations and Infrastructure: Program budget increased	540,000
Library	
• Library Collection: Program funding increased for Reindahl Imagination Center	120,000
Metro & Transportation	
• Transit Coaches - Increased funding	4,336,000
Parks Division	
• Athletic Field Improvements: Program budget increased	175,000
• Beach and Shoreline Improvements: Program budget decreased	(120,000)
• Elver Park Improvements: Construction budget delayed to 2026	430,000
• James Madison Park Improvements: Planning budget delayed to 2026	75,000
• Lake Monona Waterfront Improvement: Construction funding added	2,500,000
• McPike Park (Central Park): Construction funding delayed	(470,000)
• Park Facility Improvements: Program budget decreased	(170,000)
• Park Land Improvements: Program budget decreased	(2,083,000)

City of Madison: 2022 Capital Budget

Variances from 2021 CIP

Executive Budget

• Playground/Accessibility Improvements: Program budget decreased	(116,000)
Sewer	
• Lift Station Rehabilitation and Replacement: Program budget increased	360,000
• Sewer Backwater Valve Reimbursement: Program budget increased	40,000
Stormwater	
• Citywide Flood Mitigation: Program budget increased	1,120,000
• Storm Sewer System Improvements: Program budget increased	12,000
• Stormwater Quality System Improvements: Program budget increased	2,315,000
Streets	
• Streets Equipment: Program budget increased	90,000
• Streets Yard Improvements: Program budget decreased	(75,000)
Water	
• Unit Well #8 Reconstruction: Project funding delayed to 2027	(514,000)
• Water Mains - New: Program budget increased	43,000
• Water Mains Replace Rehab Improve - Pavement Management: Program budget increased	278,000
• Water Mains Replace Rehab Improve - Pipe Lining: Program funding increased	39,000
• Water Mains Replace Rehab Improve - Reconstruct Streets: Program budget decreased	(360,000)
• Water Utility Facility Improvements: Program budget decreased	(322,000)
• Water Utility Vehicles & Equipment: Program budget increased	3,000

2027 Change

192,992,376

EDD	
• Small Business Equity & Recovery: Program extended through 2027	500,000
• South Madison TID: Program added to CIP	3,000,000
• State Street TID: Program added to CIP	600,000
Engineering: Bicycle & Ped Projects	
• Hermina Street - Starkweather Creek Ped Bike Bridge: New project added	360,000
Engineering: Major Streets	
• John Nolen Drive: Project funding added to 2027	2,388,000
• Mineral Point Road: Project funding added to 2027	5,150,000
• Park Street, South (Olin To RR): Project budget moved to 2026	11,000
• Pavement Management: Program budget increased	444,000
• Reconstruct Streets: Program budget increased	471,000
Information Technology	
• AV Systems and Digital Workplace: New programs added	450,000
Parks Division	
• Elver Park Improvements: Project budget added to 2027	370,000
• James Madison Park Improvements: Project budget added to 2027	300,000
• Warner Park Community Center: Project budget added to 2027	80,000
Streets	
• Far West Facility: Construction funding added to CIP	41,500,000
Water	
• Unit Well #8 Reconstruction: Project funding delayed to 2027	2,292,000

Horizon List

What is the Horizon List?

The Horizon List consists of projects that meet a clear community purpose but are not yet fully planned to the level to be considered and funded within the fiscal capacity of the 2022 CIP. Planning efforts around these projects should continue in 2022 seeking to address the identified outstanding issues. The 2022 capital budget also includes a central allocation of funding that can be used to support costs associated with analyzing these projects where necessary. With more complete information, these projects can be proposed in a future CIP planning process. This approach helps ensure the Capital Budget and CIP are developed using project budgets and timelines that are consistent with the scope and overall goal of capital projects.

The 2022 Executive Budget funds three projects that were on the 2021 Horizon List. These projects are:

1. Engineering – Bicycle & Pedestrian: Autumn Ridge
2. Engineering – Major Streets: Atwood Avenue
3. Parks – New Off-Leash Dog Park Construction

Horizon List Projects: Summary by Department

The table below summarizes the projects recommended to be included on the Horizon List. The estimated budget amounts are based on agency requests.

Agency	Capital Item	Project Type	Estimated Budget	
			GO Borrowing	Other Funds
Engineering – Bicycle & Pedestrian	Old Sauk Trail Pass	Project	2,508,000	0
	West Towne Path – Phase 2	Project	1,400,000	0
Engineering – Facilities	CCB 4th and 5 th Floor Remodel	Project	9,150,000	0
	Sayle Street Remodel		4,090,000	260,000
Fire	Fire Station 4: Monroe Street Remodel	Project	3,885,000	0
	Fire Station 14: Burn Tower	Project	1,310,000	0
	Fire Station 14: Fire Training Development	Program	250,000 (annually)	0
Information Technology	Customer Single Sign-On Solution	Project	1,600,000	0
	Common Customer File	Project	150,000	0
	311/CRM System	Project	350,000	0
Parking Utility	Lake Street Garage Replacement	Project	0	22,000,000
Parks Division	Brittingham Beach House Renovation	Project	400,000	800,000
	Elver Park Community Center	Project	Unknown at this time	
	James Madison Park Facilities	Project	Unknown at this time	
	McPike Park Construction	Project	420,000	80,000
	Vilas Park Master Plan Implementation	Project	1,375,000	0
Water Utility	East Side Water Supply	Project	0	5,000,000

Horizon List Projects

Engineering-Bicycle & Pedestrian Projects: Old Sauk Trail Pass

Description

This project funds the construction of a new pedestrian and bicycle overpass of the Beltline (USH 12/18) in the Old Sauk Road area. The goal of this project is to provide increased pedestrian and bicycle connectivity on the west side of Madison.

Estimated Budget

\$2,508,000

Anticipated Operating Impact

Annualized Cost: \$3,500

Issue to be Addressed

- Secured federal funds to execute the project.

Engineering-Bicycle & Pedestrian Projects: West Town Phase 2

Description

This project is for a new path from Gammon Road to High Point Road. The new path would add 0.75 miles to the City's path network.

Estimated Budget

\$1,400,000 (Local share only)

Anticipated Operating Impact

Annualized Cost: \$11,400

Issue to be Addressed

- Secured federal funds to execute the project.

Engineering-Facilities: City County Building 4th & 5th Floor Remodel

Description

These projects are for the design and remodel of the City Attorney, Mayor, Finance, and Common Council suites on the 4th floor of the City County Building (CCB), as well as the Information Technology and Department of Civil Rights suites on the 5th floor of the CCB.

Estimated Budget

\$9,200,000 (4th Floor=\$5.0m; 5th Floor=\$4.2m)

Anticipated Operating Impact

Annualized Cost: None Anticipated

Issue to be Addressed

- Additional planning is required to incorporate potential changes required by the COVID-19 pandemic, such as social distancing, into the design.

Engineering-Facilities: Sayle Street Remodel Construction Funding

Description

This project is for remodeling and renovating the Traffic Engineering and Parking Utility operations facility located at 1120 Sayle Street. The goal of the project is to improve work safety conditions and to better utilize the space resulting from the Radio Shop relocating to the Fleet Facility at Nakoosa Trail. Significant remodel of the locker and shower rooms is required to address gender equity concerns. Additional design consideration will include considerations for parking enforcement officer staff and equipment needs.

Estimated Budget

\$4,350,000

Anticipated Operating Impact

Annualized Cost: None Anticipated

Issue to be Addressed

- Additional planning is required to provide more accurate construction estimate based on increased project scope.

Fire Station 4: Monroe St. Remodel

Description

This project funds the remodel of Fire Station 4, 1437 Monroe St. The goal of this project is to increase efficiency of the foot print of the station and address gender equity in living facilities.

Estimated Budget

\$3,885,000 (\$500,000 Design; \$3,385,000 Construction)

Anticipated Operating Impact

Annualized Cost: None Anticipated

Issue to be Addressed:

- Completion of remodel plan, including project scope, budget, and timeline. Anticipated project start is 2024-25.

Fire Station 14: Burn Tower

Description

This project funds the construction of a reusable live fire training structure (i.e., burn tower) at Fire Station 14. Current activities are performed at leased space at Madison College.

Estimated Budget

\$1,310,000

Anticipated Operating Impact

Annualized Cost: \$15,000

Materials and supplies for Burn Tower training operations.

Issue to be Addressed

- There must be an approved policy direction regarding construction of a Fire Training Center prior to its inclusion in a future CIP.

Fire Station 14: Fire Training Development

Description

Training prop and site development to conduct realistic fire and EMS training simulations. The first few years of the program would be developing infrastructure for drives, water mains, and concrete pads. The following years would include a training prop constructed each year to create unique live training exercise simulations.

Estimated Budget

\$250,000 annually

Anticipated Operating Impact

Annualized Cost: \$158,000

Once the training grounds have been developed, an additional 1.5 FTE positions may be created to assist in training schedules, material procurement, and facility maintenance. The annualized cost also includes an estimate for supplies, purchased services, and revenues from facility rental.

Issue to be Addressed

- There must be an approved policy direction regarding construction of a Fire Training Center prior to its inclusion in a future CIP.

Information Technology: Customer Single Sign-On Solution

Description

This project is to provide our customers with a single point of entry into the various systems they need to interact within the City.

Estimated Budget

\$1,600,000

Anticipated Operating Impact

Annualized Cost: \$1,600,000

Issue to be Addressed

- The City will need to evaluate the return on investment of this project and whether the benefits are greater than the costs. Estimated annual costs are \$1.6 million.

Information Technology: Common Customer File Project

Description

This project is to provide our customers with a single point of entry into the various systems they need to interact within the City.

Estimated Budget

\$150,000

Anticipated Operating Impact

Annualized Cost: Unknown at this time

Issue to be Addressed

- Project would support the work of Tyler Munis Water Billing and Property Taxes. The City needs to wait until this work is completed before this work should begin.

Information Technology: 311/CRM System

Description

This project is to purchase and implement the software to support a 311 program.

Estimated Budget

\$350,000 to purchase the software

Anticipated Operating Impact

Annualized Cost: To be determined based off of software; may need to hire more staff to support a 311 system.

Issue to be Addressed

- Project would support the work of Tyler Munis Water Billing and Property Taxes. The City needs to wait until this work is completed before this work should begin.

Parking Utility: Lake Street Garage Replacement

Description

This project funds the replacement of the State Street Campus Lake Garage. The garage is a potential site for an intercity, intermodal bus terminal which may be constructed in conjunction with the garage replacement project.

Estimated Budget

\$22,000,000

Anticipated Operating Impact

Annualized Cost: Unknown at this time

Issue to be Addressed

- Completion of an updated funding structure that may include partnerships with the private sector.

- Staff will study the creation of a new Tax Increment Financing district in the greater State Street area to serve as a full or partial funding source for this project.

Parks Division: Brittingham Beach House Renovation

Description

This project funds continued improvement to Brittingham Park, including replacement of the existing building, which has reached the end of its useful life. Funding is for replacing the structure with a more sustainable building that will provide space for summer camps and neighborhood meetings.

Estimated Budget

\$1,200,000

Anticipated Operating Impact

Annualized Cost: Unknown at this time

Issue to be Addressed

- A completed operating plan outlining a shared funding structure between the City and Operator for capital improvements.

Parks Division: Elver Park Community Center

Description

This project funds the construction of a new community center at Elver Park. Facilities Management prepared a schematic estimate for a new community center in Elver Park for \$16.1M. This does not include park master planning or master plan implementation costs.

Estimated Budget

Unknown at this time

Anticipated Operating Impact

Annualized Cost: Unknown at this time

Issue to be Addressed

- Completion of Master Plan, including project scope, budget, timeline, and anticipated operating costs

Parks Division: James Madison Park Facilities

Description

This project would support planning and addition of restroom facilities to James Madison Park.

Estimated Budget

Unknown at this time

Anticipated Operating Impact

Annualized Cost: Unknown at this time

Issue to be Addressed

- Additional project planning and scoping is required

Parks Division: McPike Park Construction

Description

This project funds continued improvements to McPike Park. The goal of the project is to expand McPike Park in accordance with the master plan and provide park amenities and other transportation improvements as identified in the plan.

Estimated Budget

\$420,000

Anticipated Operating Impact

Annualized Cost: Unknown at this time

Issue to be Addressed

- Project will be delayed two years, with planning funding included in the CIP for 2025 and construction funding in 2028

Parks Division: Vilas Park Master Plan Implementation

Description

This project funds a series of improvements in Vilas Park called for in the master plan. In 2022, Parks is developing a phasing plan for the implementation of the Vilas Park master plan

Estimated Budget

\$5,672,000

Anticipated Operating Impact

Annualized Cost: Unknown at this time

Issue to be Addressed

- Completion of phasing plan for the implementation for the Master Plan

Water Utility: East Side Water Supply

Description

Elevated PFAS levels at Well 15, a critical east-side supply point, have left the well idle. This project aims to replace the lost water supply through installation of a remedial treatment system or construction of a new unit well.

Estimated Budget

\$5,000,000 for PFAS treatment

Anticipated Operating Impact

Annualized Cost: \$136,000

Issue to be Addressed

- Additional project planning and scoping is required



Agency Capital Budgets

2022 Capital Improvement Plan:
Executive Budget

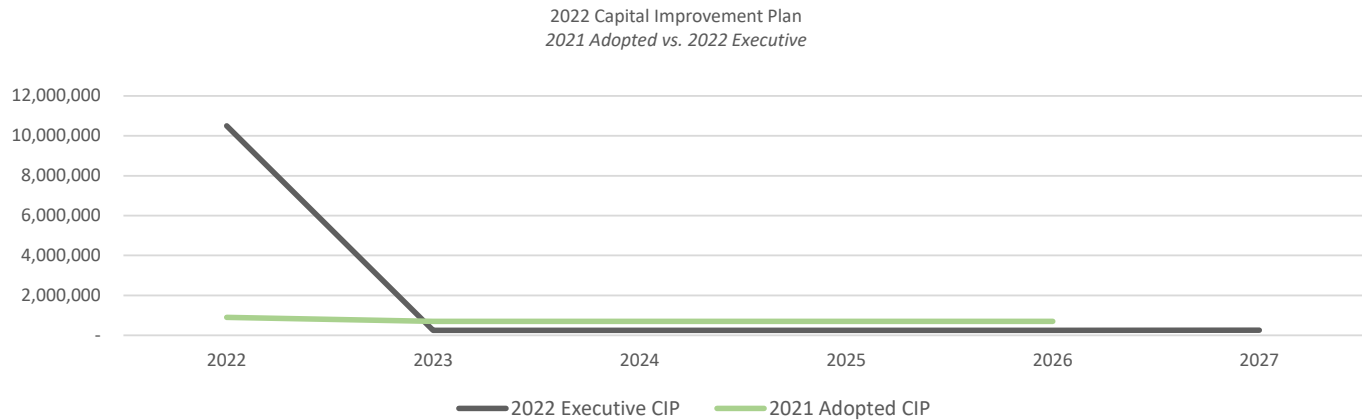
CDA Redevelopment

Capital Improvement Plan

Project Summary: Executive

	2022	2023	2024	2025	2026	2027
Mosaic Ridge Construction Financing	1,800,000	-	-	-	-	-
Public Housing Redevelopment	500,000	250,000	250,000	250,000	250,000	262,500
Village on Park Redevelopment	8,200,000	-	-	-	-	-
	\$ 10,500,000	\$ 250,000	\$ 250,000	\$ 250,000	\$ 250,000	\$ 262,500

Changes from 2021 CIP



Major Changes

- Mosaic Ridge Construction Financing
 - Project budget increased in 2022 by \$1.2m, allowing the remaining five lots to be developed and sold by end of 2022
 - Budget for the remaining years of the CIP was removed (\$2.4m)
 - Project is scheduled to finish by end of 2022
- Public Housing Redevelopment
 - Program budget increased in 2022 by \$200k for accelerated predesign costs for the Triangle redevelopment
 - Total program budget increased by \$800k compared to 2021 Adopted, primarily due to moving into the next phases for the Triangle redevelopment
- Village on Park Redevelopment
 - New project for 2022 request
 - 2021 Adopted Budget was amended via resolution to establish \$3m of budget authority to start redevelopment planning and design
 - Total project budget will be \$11.2m and is funded by a combination of Tax Increment Financing (TIF) proceeds and TIF District General Obligation Borrowing

CDA Redevelopment

Budget Overview

2022 CIP by Expenditure Type

	2022	2023	2024	2025	2026	2027
Building	10,500,000	250,000	250,000	250,000	250,000	262,500
Total	\$ 10,500,000	\$ 250,000	\$ 250,000	\$ 250,000	\$ 250,000	\$ 262,500

2022 CIP by Funding Source

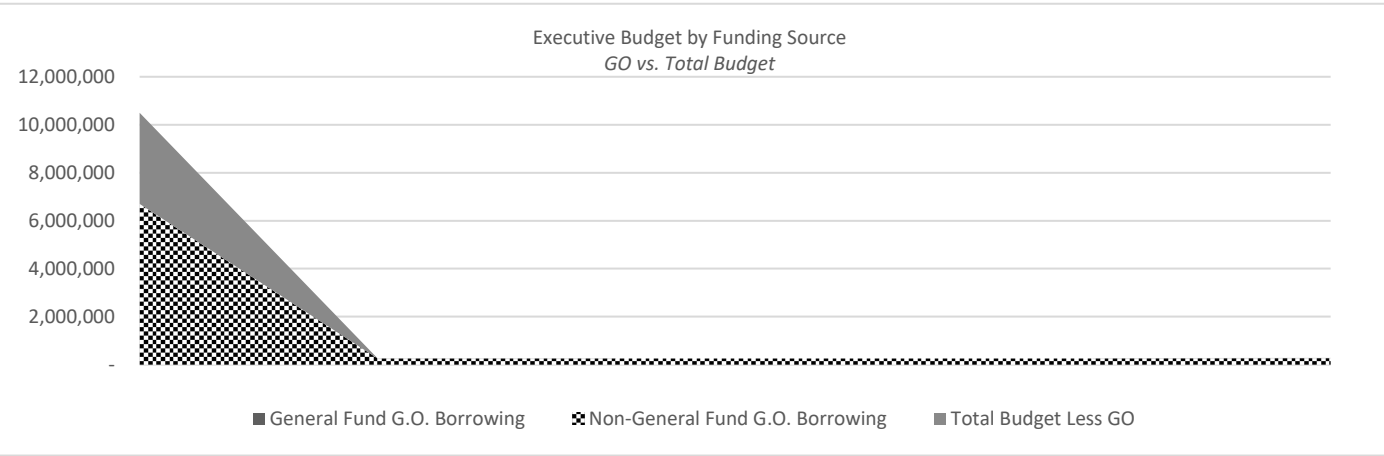
	2022	2023	2024	2025	2026	2027
Non-GF GO Borrowing	6,700,000	250,000	250,000	250,000	250,000	262,500
Reserves Applied	1,800,000	-	-	-	-	-
TIF Proceeds	2,000,000	-	-	-	-	-
Total	\$ 10,500,000	\$ 250,000	\$ 250,000	\$ 250,000	\$ 250,000	\$ 262,500

Borrowing Summary

	2022	2023	2024	2025	2026	2027
Borrowing Schedule						
General Fund G.O. Borrowing	-	-	-	-	-	-
Non-General Fund G.O. Borrowing	6,700,000	250,000	250,000	250,000	250,000	262,500
Total	\$ 6,700,000	\$ 250,000	\$ 250,000	\$ 250,000	\$ 250,000	\$ 262,500

Annual Debt Service

General Fund G.O. Borrowing	-	-	-	-	-	-
Non-General Fund G.O. Borrowing	871,000	32,500	32,500	32,500	32,500	34,125



CDA Redevelopment

Project Overview

Project	Mosaic Ridge Construction Financing	Project #	10079
Citywide Element	Neighborhoods and Housing	Project Type	Project

Project Description

This project funds construction at the Mosaic Ridge housing development. The goal of the project is to improve housing stock in the Allied Drive neighborhood and maintain a variety of housing choices for both renters and owners that have low and moderate income. Since the program's inception in 2014 and as of May 2021, 13 lots have been sold, six homes are pending through the end of 2021, and five lots are left on the market.

Project Budget by Funding Source

	2022	2023	2024	2025	2026	2027
Reserves Applied	1,800,000	-	-	-	-	-
TOTAL	\$ 1,800,000	\$ -	\$ -	\$ -	\$ -	\$ -

Project	Public Housing Redevelopment	Project #	11817
Citywide Element	Neighborhoods and Housing	Project Type	Program

Project Description

This program funds planning and implementation of public housing redevelopment through 2027. The goal of this program is to provide quality, affordable housing for low-income seniors and people with disabilities. The scope of the program includes the redevelopment of Theresa Terrace, the Triangle, and Truax. Planned projects for 2022 include predesign for the Triangle redevelopment in order to obtain appropriate land-use documents and zoning approval.

Project Budget by Funding Source

	2022	2023	2024	2025	2026	2027
Non-GF GO Borrowing	500,000	250,000	250,000	250,000	250,000	262,500
TOTAL	\$ 500,000	\$ 250,000	\$ 250,000	\$ 250,000	\$ 250,000	\$ 262,500

Project	Village on Park Redevelopment	Project #	13624
Citywide Element	Economy and Opportunity	Project Type	Project

Project Description

This project funds the redevelopment of the Community Development Authority (CDA) owned Village on Park. The goal of this project, in partnership with the Urban League of Greater Madison (ULGM), is to develop a Black Business Hub—a brick-and-mortar space for minority business owners to develop and stabilize their businesses and to help ensure wealth creation opportunities in south Madison for black and other minority-owned businesses. This project will include conveyance of a remediated, development-ready parcel at the southeast corner of the ULGM site, demolition of the existing north building of the Villager Mall and replacement with a surface parking lot, development of affordable housing, and development of structured parking adjacent to the south end of the mall.

Project Budget by Funding Source

	2022	2023	2024	2025	2026	2027
Non-GF GO Borrowing	6,200,000	-	-	-	-	-
TIF Proceeds	2,000,000	-	-	-	-	-
TOTAL	\$ 8,200,000	\$ -	\$ -	\$ -	\$ -	\$ -

CDA Redevelopment

2022 Appropriation Schedule

2022 Appropriation		Executive Budget			
	Request	GO Borrowing	Other	Total	
Mosaic Ridge Construction Financing	1,800,000	-	1,800,000	1,800,000	
Public Housing Redevelopment	500,000	500,000	-	500,000	
Village on Park Redevelopment	8,200,000	6,200,000	2,000,000	8,200,000	
Total 2022 Appropriation	\$ 10,500,000	\$ 6,700,000	\$ 3,800,000	\$ 10,500,000	

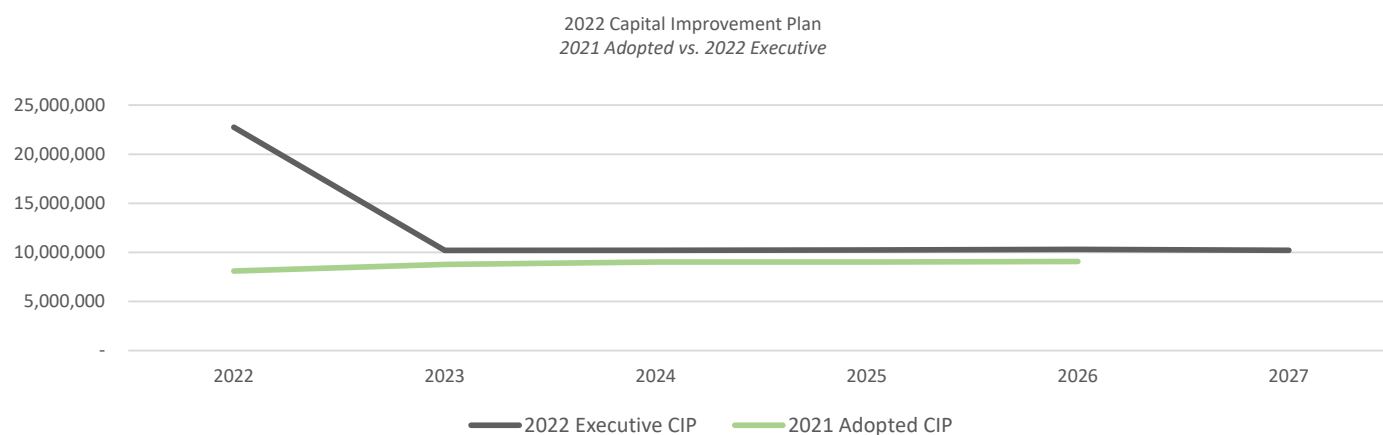
Community Development Division

Capital Improvement Plan

Project Summary: Executive

	2022	2023	2024	2025	2026	2027
Affordable Housing-Consumer Lending	3,657,000	3,157,000	3,157,000	3,207,000	3,207,000	3,207,000
Affordable Housing-Development Projects	7,000,000	7,000,000	7,000,000	7,000,000	7,000,000	7,000,000
Community Facilities Improvements	1,000,000	-	-	-	-	-
Hotels Converted to Housing	2,500,000	-	-	-	-	-
Permanent Men's Shelter	4,000,000	-	-	-	-	-
Salvation Army Darbo Site	2,500,000	-	-	-	-	-
Senior Center Building Improvements	89,000	47,000	52,000	40,000	98,000	-
Youth-Centered Housing	2,000,000	-	-	-	-	-
	\$ 22,746,000	\$ 10,204,000	\$ 10,209,000	\$ 10,247,000	\$ 10,305,000	\$ 10,207,000

Changes from 2021 CIP



Major Changes

- Affordable Housing-Consumer Lending
 - Program budget increased by \$4.73m from 2022-2026, with a \$1.65m increase in 2022
 - Budget increase is intended to expand down payment assistance, offer more incentives for energy efficiency improvements, and expand assistance for small-scale property acquisition and rehabilitation
 - Program budget increase in 2022 is primarily due to an increase in requested GO borrowing (\$797k), the addition of applied reserves (\$250k), and application of American Rescue Plan (ARPA) funding (\$500k)
- Affordable Housing-Development Projects
 - Program budget increased by \$1m in 2022 and by \$500k each year from 2023-2026 when compared to 2021 Adopted
- Community Facilities Improvement
 - New program for 2022 Executive Budget
 - Program is intended to support smaller capital projects proposed by non-profit community partners to meet facility needs that serve or benefit specific neighborhoods or populations and to supplement CDD's existing CDBG-funded acquisition/rehab reserve fund
- Hotels Converted to Housing
 - New project for 2022 Executive Budget
 - Project budget is fully funded by allocating part of the Local Government Aid from ARPA
- Permanent Men's Shelter
 - Four million dollar budget in 2022 is in addition to the \$3m that was appropriated in the 2021 Adopted Budget and the \$2m appropriated through a 2021 resolution allocating part of the Local Government Aid from ARPA
- Salvation Army Darbo Site
 - New project for 2022 Executive Budget
 - Project budget is fully funded by allocating part of the Local Government Aid from ARPA
- Youth-Centered Housing
 - New project for 2022 Executive Budget
 - Project budget is fully funded by allocating part of the Local Government Aid from ARPA

Community Development Division

Budget Overview

2022 CIP by Expenditure Type

	2022	2023	2024	2025	2026	2027
Building	9,089,000	47,000	52,000	40,000	98,000	-
Loans	13,657,000	10,157,000	10,157,000	10,207,000	10,207,000	10,207,000
Total	\$ 22,746,000	\$ 10,204,000	\$ 10,209,000	\$ 10,247,000	\$ 10,305,000	\$ 10,207,000

2022 CIP by Funding Source

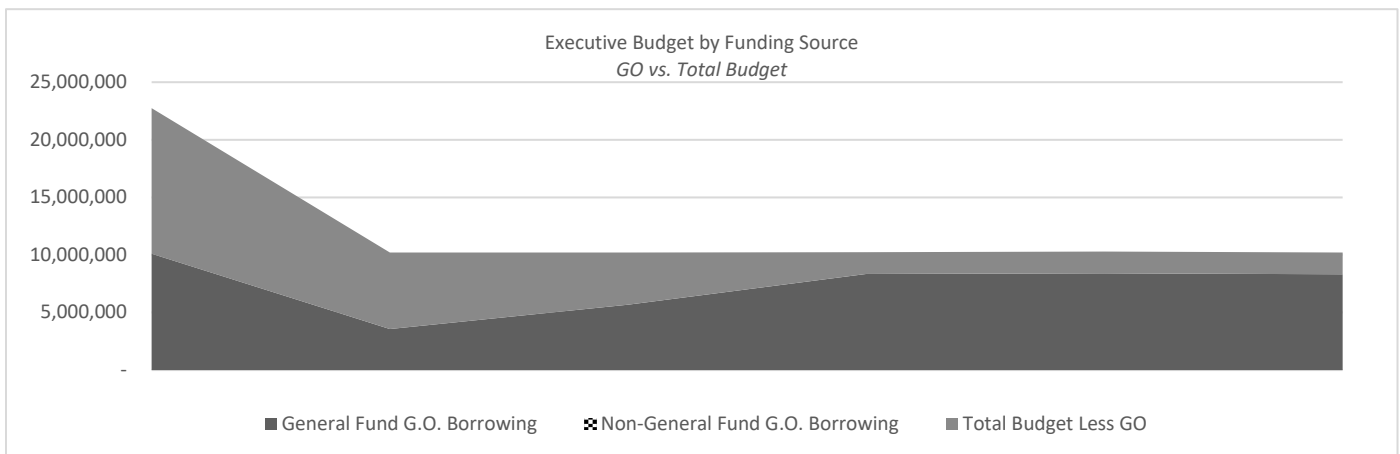
	2022	2023	2024	2025	2026	2027
GF GO Borrowing	10,104,000	3,562,000	5,667,000	8,355,000	8,413,000	8,315,000
County Sources	3,000,000	-	-	-	-	-
Federal Sources	8,630,000	1,130,000	1,130,000	1,130,000	1,130,000	1,130,000
Loan Repayment	560,000	560,000	560,000	560,000	560,000	560,000
Miscellaneous Revenue	2,000	2,000	2,000	2,000	2,000	2,000
Reserves Applied	250,000	250,000	250,000	-	-	-
State Sources	200,000	200,000	200,000	200,000	200,000	200,000
TIF Proceeds	-	4,500,000	2,400,000	-	-	-
Total	\$ 22,746,000	\$ 10,204,000	\$ 10,209,000	\$ 10,247,000	\$ 10,305,000	\$ 10,207,000

Borrowing Summary

	2022	2023	2024	2025	2026	2027
Borrowing Schedule						
General Fund G.O. Borrowing	10,104,000	3,562,000	5,667,000	8,355,000	8,413,000	8,315,000
Non-General Fund G.O. Borrowing	-	-	-	-	-	-
Total	\$ 10,104,000	\$ 3,562,000	\$ 5,667,000	\$ 8,355,000	\$ 8,413,000	\$ 8,315,000

Annual Debt Service

General Fund G.O. Borrowing	1,313,520	463,060	736,710	1,086,150	1,093,690	1,080,950
Non-General Fund G.O. Borrowing	-	-	-	-	-	-



Community Development Division

Project Overview

Project	Affordable Housing-Consumer Lending	Project #	62010
Citywide Element	Neighborhoods and Housing	Project Type	Program

Project Description

This program supports several direct consumer lending programs administered by the Community Development Division (CDD), including the Home Purchase Assistance (i.e., Home-Buy the American Dream), Housing Rehabilitation Services, and Property Tax Financing for Eligible Seniors programs. The goals of these programs are to help eligible City residents acquire homes, finance home repairs and pay their property taxes. City funds complement, or are occasionally combined with, available federal and state funding to help residents purchase homes and/or secure rehabilitation loans. These programs contribute to the City's Housing Forward Initiative's objectives of increasing homeownership levels among households of color and helping ensure that senior homeowners can stay in their homes and other homeowners can make needed repairs. Projects planned in 2022 include placing greater emphasis on households of color in the down payment assistance program and adjusting subsidies for lower-income households to make ownership more accessible in the face of rising housing prices. In addition, CDD will expand the Rehabilitation Program to support proposals that involve purchase and rehabilitation of small scale multi-family properties with the goal of preserving and improving naturally occurring affordable housing options for lower-income households.

Project Budget by Funding Source

	2022	2023	2024	2025	2026	2027
GF GO Borrowing	1,015,000	1,015,000	1,015,000	1,315,000	1,315,000	1,315,000
Federal Sources	1,630,000	1,130,000	1,130,000	1,130,000	1,130,000	1,130,000
Loan Repayment	560,000	560,000	560,000	560,000	560,000	560,000
Miscellaneous Revenue	2,000	2,000	2,000	2,000	2,000	2,000
Reserves Applied	250,000	250,000	250,000	-	-	-
State Sources	200,000	200,000	200,000	200,000	200,000	200,000
TOTAL	\$ 3,657,000	\$ 3,157,000	\$ 3,157,000	\$ 3,207,000	\$ 3,207,000	\$ 3,207,000

Project	Affordable Housing-Development Projects	Project #	17110
Citywide Element	Neighborhoods and Housing	Project Type	Program

Project Description

This program continues a major initiative to expand and improve the supply of affordable housing in Madison. Since 2015, the Community Development Division (CDD) has used these funds to leverage other public and private resources for projects that improve and expand the supply of quality, affordable housing accessible to low- and moderate-income households. To date, the program has assisted projects that, collectively, have added nearly 1,430 affordable (i.e., at or below 60% of Dane County's median household income) rental units to the Madison market. CDD, as it has since the program's inception, will conduct its next competitive request for proposals (RFP) process in 2021 to solicit development proposals seeking to secure federal Low Income Housing Tax Credits (LIHTCs). Proposals offered City assistance will learn of tax credit decisions in early 2022. More recently, program funds have been used to support a range of housing activities beyond tax credit developments. In 2021, for example, \$1.68 million was committed to cooperative housing projects and homeownership opportunities, including a land trust model for permanently affordable housing. CDD will issue a separate RFP in 2022 to solicit other, non-tax credit proposals that support a fuller range of housing opportunities (e.g. smaller scale developments, homeownership opportunities). Finally, CDD will collaborate with the Economic Development Division to apply program funds toward affordable housing opportunities that emerge on properties owned, controlled or acquired by the City/CDA.

Project Budget by Funding Source

	2022	2023	2024	2025	2026	2027
GF GO Borrowing	7,000,000	2,500,000	4,600,000	7,000,000	7,000,000	7,000,000
TIF Proceeds	-	4,500,000	2,400,000	-	-	-
TOTAL	\$ 7,000,000	\$ 7,000,000	\$ 7,000,000	\$ 7,000,000	\$ 7,000,000	\$ 7,000,000

Project
Citywide Element

Community Facilities Improvements
Neighborhoods and Housing

Project # **13672**
Project Type **Program**

Project Description

This program funds support for smaller capital projects proposed by non-profit partners to meet facility needs that serve or benefit specific neighborhoods or populations. A Community Facilities Capital Reserve Fund can be a flexible resource to be deployed, with Council and Mayoral oversight, in support of projects of varying size and scope, e.g., renovating or expanding a community center, expanding child care or other spaces designed to serve low-to-moderate income households. The fund will supplement CDD's existing Community Development Block Grant (CDBG)-funded Acquisition/Rehab Reserve Fund. It will add a degree of flexibility and predictability to that resource, which is often hampered by regulatory burdens that add cost and complexity to small projects and a lack of predictability. Funds will be available for projects that are not CDBG-eligible. Funds will be deployed through a request for proposals process in 2022.

Project Budget by Funding Source

	2022	2023	2024	2025	2026	2027
GF GO Borrowing	1,000,000	-	-	-	-	-
TOTAL	\$ 1,000,000	\$ -	\$ -	\$ -	\$ -	\$ -

Project
Citywide Element

Hotels Converted to Housing
Neighborhoods and Housing

Project # **13774**
Project Type **Project**

Project Description

This project funds the conversion of hotels into permanent affordable housing. The goal of this project is to expand the number of affordable rental housing units available to lower-income households in Madison. The project would complement other efforts the City is making, primarily through its locally funded Affordable Housing Fund, which leverages other public and private resources. This project takes advantage of assets freed up due to disruptions in the local hospitality industry and it promises to bring badly needed housing units on line more quickly than possible through new developments. The 2022 budget is funded by allocating part of the Local Government Aid from the American Rescue Plan Act (ARPA).

Project Budget by Funding Source

	2022	2023	2024	2025	2026	2027
Federal Sources	2,500,000	-	-	-	-	-
TOTAL	\$ 2,500,000	\$ -	\$ -	\$ -	\$ -	\$ -

Project
Citywide Element

Permanent Men's Shelter
Neighborhoods and Housing

Project # **13344**
Project Type **Project**

Project Description

This project funds property acquisition, architecture and engineering services, and renovation and construction for a permanent facility for shelter services for men experiencing homelessness. It will replace spaces previously made available in the basements of churches located in downtown Madison. The constraints of these spaces limited the scope of services that could be provided, and prompted the adoption of policies and protocols that served to discourage, or limit, their use by those needing shelter. COVID-19 forced the displacement of the shelter into temporary, public locations that could more safely provide services in a congregate setting. Now, the need to vacate temporary spaces in favor of other planned uses requires a site for a new, permanent shelter. A specific site for the permanent shelter has not yet been identified. The county sources funding listed in the project budget is the same \$3 million that was included in Dane County's 2021 Adopted Budget. The 2022 Executive Budget will bring the current total project budget to \$10 million.

Project Budget by Funding Source

	2022	2023	2024	2025	2026	2027
GF GO Borrowing	1,000,000	-	-	-	-	-
County Sources	3,000,000	-	-	-	-	-
TOTAL	\$ 4,000,000	\$ -	\$ -	\$ -	\$ -	\$ -

Project	Salvation Army Darbo Site	Project #	13775
Citywide Element	Neighborhoods and Housing	Project Type	Project

Project Description

This project funds the purchase of the Darbo Site, located at 3030 Darbo Drive, from the Salvation Army. The goal of this project is to contribute City resources toward the Salvation Army's \$30 million planned redevelopment of its facilities on the 600 block of East Washington Avenue. That project, which will consolidate the organization's activities at the two locations onto East Washington Avenue, includes development of a new shelter facility for families and single women in Madison who are experiencing homelessness. Acquiring the Darbo property provides the added benefit of securing an asset with future potential for uses that will support residents living in the adjacent neighborhood, many of whom live in low or moderate-income households. The 2022 budget is funded by allocating part of the Local Government Aid from the American Rescue Plan Act (ARPA).

Project Budget by Funding Source

	2022	2023	2024	2025	2026	2027
Federal Sources	2,500,000	-	-	-	-	-
TOTAL	\$ 2,500,000	\$ -	\$ -	\$ -	\$ -	\$ -

Project	Senior Center Building Improvements	Project #	12434
Citywide Element	Culture and Character	Project Type	Project

Project Description

This project funds multiple building improvements to the Madison Senior Center to address safety and other concerns. Building improvements include, but are not limited to: flooring repair, movable airwall replacement & exterior drive painting/sealing (2022); door replacement and patio & rooftop repair (2023-2024); door swipe access system upgrades, exterior locks replacement, and exterior brick tuckpointing (2025); and elevator modernization & safety upgrades (2025-2026). Earlier work components of this project included smoke pollution mitigation in 2020 and external lighting improvements in 2021.

Project Budget by Funding Source

	2022	2023	2024	2025	2026	2027
GF GO Borrowing	89,000	47,000	52,000	40,000	98,000	-
TOTAL	\$ 89,000	\$ 47,000	\$ 52,000	\$ 40,000	\$ 98,000	\$ -

Project	Youth-Centered Housing	Project #	13776
Citywide Element	Neighborhoods and Housing	Project Type	Project

Project Description

This project funds the development of housing specifically for youth experiencing homelessness and/or aging out of foster care. The goal of this project is to provide housing options for youth who lack access to safe and stable living arrangements. The City anticipates partnering with a local non-profit organization to develop and manage a property that will offer housing and supportive services to vulnerable youth who may otherwise face homelessness or be forced to live in unsafe conditions. The 2022 budget is funded by allocating part of the Local Government Aid from the American Rescue Plan Act (ARPA).

Project Budget by Funding Source

	2022	2023	2024	2025	2026	2027
Federal Sources	2,000,000	-	-	-	-	-
TOTAL	\$ 2,000,000	\$ -	\$ -	\$ -	\$ -	\$ -

Community Development Division

2022 Appropriation Schedule

2022 Appropriation

Executive Budget

	Request	GO Borrowing	Other	Total
Affordable Housing-Consumer Lending	3,157,000	1,015,000	2,642,000	3,657,000
Affordable Housing-Development Projects	6,000,000	7,000,000	-	7,000,000
Community Facilities Improvements	1,000,000	1,000,000	-	1,000,000
Hotels Converted to Housing	-	-	2,500,000	2,500,000
Permanent Men's Shelter	6,000,000	1,000,000	3,000,000	4,000,000
Salvation Army Darbo Site	-	-	2,500,000	2,500,000
Senior Center Building Improvements	89,000	89,000	-	89,000
Youth-Centered Housing	-	-	2,000,000	2,000,000
Total 2022 Appropriation	\$ 16,246,000	\$ 10,104,000	\$ 12,642,000	\$ 22,746,000

Economic Development Division

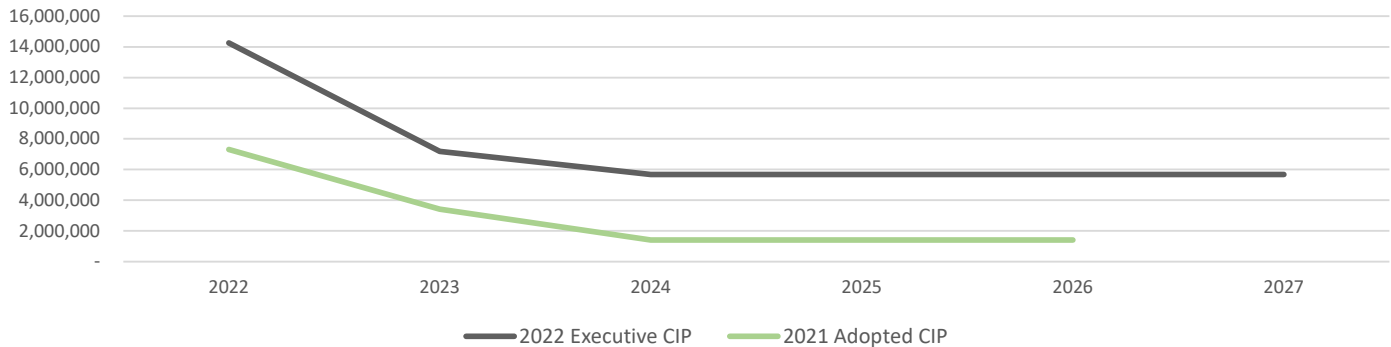
Capital Improvement Plan

Project Summary: Executive

	2022	2023	2024	2025	2026	2027
Center for Industry and Commerce	40,000	40,000	40,000	40,000	40,000	40,000
Co-operative Enterprise Development	300,000	-	-	-	-	-
General Land Acquisition Fund	60,000	60,000	60,000	60,000	60,000	60,000
Healthy Retail Access Program	250,000	250,000	250,000	250,000	250,000	250,000
Land Banking	4,600,000	1,000,000	1,000,000	1,000,000	1,000,000	1,000,000
Small Business Equity and Recovery	2,000,000	2,000,000	500,000	500,000	500,000	500,000
TID 36 Capitol Gateway Corridor	100,000	100,000	100,000	100,000	100,000	100,000
TID 39 Stoughton Road	30,000	30,000	30,000	30,000	30,000	30,000
TID 42 Wingra	100,000	100,000	100,000	100,000	100,000	100,000
TID 46 Research Park	4,000,000	-	-	-	-	-
TID 49 Femrite Drive	2,100,000	-	-	-	-	-
TID 5X South Madison	75,000	3,000,000	3,000,000	3,000,000	3,000,000	3,000,000
TID 5X State Street	600,000	600,000	600,000	600,000	600,000	600,000
	\$ 14,255,000	\$ 7,180,000	\$ 5,680,000	\$ 5,680,000	\$ 5,680,000	\$ 5,680,000

Changes from 2021 CIP

2022 Capital Improvement Plan
2021 Adopted vs. 2022 Executive



Major Changes

- Healthy Retail Access Program
 - Program budget increased by \$100k for each year of the CIP for a total increase of \$500k compared to 2021 Adopted
- Land Banking
 - No changes to program budget for 2022 and the entire CIP when compared to 2021 Adopted
 - The \$4.6m of program budget in 2022 is in anticipation of a short-duration market opportunity
- Small Business Equity and Recovery
 - Program budget in 2022 is entirely funded by Local Government Aid from the America Rescue Plan Act (ARPA)
 - Program budget increased by \$500k for each year from 2024-2027
- TID 42 Wingra
 - Program budget increased by \$70k for each year of the CIP to accommodate maintenance and pre-development costs
- TID 46 Research Park
 - Program budget increased by \$4m in 2022 in anticipation of developer loans in University Research Park
- TID 49 Femrite Drive
 - New program for 2022 that will fund a developer loan for an industrial project by HSA Commercial in the Femrite Drive area
- TID 5X South Madison
 - New program for 2022 to fund land banking, developer loans, public infrastructure, affordable housing, and other economic development initiatives
 - Program budget of \$75,000 in 2022 will fund the completion of a blight study in the new South Madison TID
- TID 5X State Street
 - New program for 2022 to fund land banking, developer loans, public infrastructure, affordable housing, and other economic development initiatives

Economic Development Division

Budget Overview

2022 CIP by Expenditure Type

	2022	2023	2024	2025	2026	2027
Land	4,500,000	1,000,000	1,000,000	1,000,000	1,000,000	1,000,000
Loans	6,100,000	-	-	-	-	-
Other	3,655,000	6,180,000	4,680,000	4,680,000	4,680,000	4,680,000
Total	\$ 14,255,000	\$ 7,180,000	\$ 5,680,000	\$ 5,680,000	\$ 5,680,000	\$ 5,680,000

2022 CIP by Funding Source

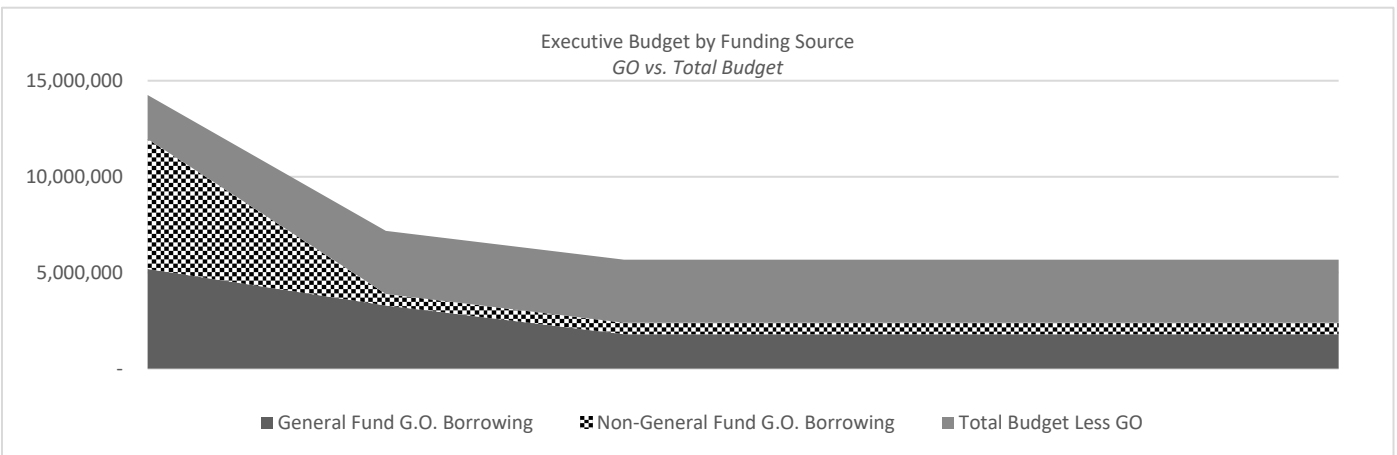
	2022	2023	2024	2025	2026	2027
GF GO Borrowing	5,190,000	3,290,000	1,790,000	1,790,000	1,790,000	1,790,000
Non-GF GO Borrowing	6,775,000	600,000	600,000	600,000	600,000	600,000
Federal Sources	2,000,000	-	-	-	-	-
Reserves Applied	60,000	60,000	60,000	60,000	60,000	60,000
TIF Proceeds	230,000	3,230,000	3,230,000	3,230,000	3,230,000	3,230,000
Total	\$ 14,255,000	\$ 7,180,000	\$ 5,680,000	\$ 5,680,000	\$ 5,680,000	\$ 5,680,000

Borrowing Summary

	2022	2023	2024	2025	2026	2027
Borrowing Schedule						
General Fund G.O. Borrowing	5,190,000	3,290,000	1,790,000	1,790,000	1,790,000	1,790,000
Non-General Fund G.O. Borrowing	6,775,000	600,000	600,000	600,000	600,000	600,000
Total	\$ 11,965,000	\$ 3,890,000	\$ 2,390,000	\$ 2,390,000	\$ 2,390,000	\$ 2,390,000

Annual Debt Service

General Fund G.O. Borrowing	674,700	427,700	232,700	232,700	232,700	232,700
Non-General Fund G.O. Borrowing	880,750	78,000	78,000	78,000	78,000	78,000



Economic Development Division

Project Overview

Project	Center for Industry and Commerce	Project #	63022
Citywide Element	Economy and Opportunity	Project Type	Program

Project Description

This program funds the annual holding, maintenance, and marketing costs for the Center for Industry and Commerce (CIC). The goal of the program is to attract and retain companies within the City of Madison and to increase the tax base of the CIC and the City. Planned projects for 2022 include property maintenance and marketing of parcels owned by the City.

Project Budget by Funding Source

	2022	2023	2024	2025	2026	2027
GF GO Borrowing	40,000	40,000	40,000	40,000	40,000	40,000
TOTAL	\$ 40,000	\$ 40,000	\$ 40,000	\$ 40,000	\$ 40,000	\$ 40,000

Project	Co-operative Enterprise Development	Project #	17073
Citywide Element	Economy and Opportunity	Project Type	Program

Project Description

This program funds grants, loans, and technical assistance for cooperative enterprises to support job creation. The goal of the program is to grow the number of business cooperatives within the community while helping to support existing business cooperatives. Historically underrepresented groups and individuals are supported by this program. Planned projects for 2022 include grants, loans, and the provision of training and technical assistance for eligible applicants.

Project Budget by Funding Source

	2022	2023	2024	2025	2026	2027
GF GO Borrowing	300,000	-	-	-	-	-
TOTAL	\$ 300,000	\$ -	\$ -	\$ -	\$ -	\$ -

Project	General Land Acquisition Fund	Project #	63060
Citywide Element	Effective Government	Project Type	Program

Project Description

This program funds land purchases for future municipal purposes. Purchases from the fund can only be completed to the extent that funds are available and specific Common Council approval is obtained. The primary revenue source for the fund is from the sale of surplus property and sites within City-owned business parks. Remaining budget authority from 2020, which covers the current General Land Acquisition fund balance of approximately \$1.34 million, will be used for property acquisitions in 2022. Additional funding in 2022 is for property holding costs for parcels currently owned by the City.

Project Budget by Funding Source

	2022	2023	2024	2025	2026	2027
Reserves Applied	60,000	60,000	60,000	60,000	60,000	60,000
TOTAL	\$ 60,000	\$ 60,000	\$ 60,000	\$ 60,000	\$ 60,000	\$ 60,000

Project
Citywide Element

Healthy Retail Access Program
Neighborhoods and Housing

Project # **63009**
Project Type **Program**

Project Description

This program provides grant opportunities for projects that aim to improve access to affordable, healthy, and culturally appropriate food within areas of focus, as identified in the Food Access Improvement Map. The goal of the program is to ensure increased access to healthy food. Planned projects for 2022 include (1) capital and infrastructure grants that proliferate healthy food access, with priority given to food retail establishments, (2) technical assistance for entities that want to increase healthy food access, with priority given to assisting food retail establishments, (3) data collection initiatives focused on discerning the needs and desires of business owners and community residents, which will aid city staff in efficient and targeted program outreach, and (4) evaluation of both programmatic structure and individual program grants.

Project Budget by Funding Source

	2022	2023	2024	2025	2026	2027
GF GO Borrowing	250,000	250,000	250,000	250,000	250,000	250,000
TOTAL	\$ 250,000	\$ 250,000	\$ 250,000	\$ 250,000	\$ 250,000	\$ 250,000

Project
Citywide Element

Land Banking
Neighborhoods and Housing

Project # **12640**
Project Type **Program**

Project Description

This program is for the acquisition of land and buildings that could be used for future economic development, affordable housing projects, and other City uses in accordance with the City's Land Banking Fund Policy. The goal of this program is to acquire strategic properties for future purposes that might include: assisting displaced businesses, reducing blight, stabilizing housing markets, improving the quality of life for residents and neighborhoods, and preserving land for City purposes. Projects planned for 2022 include the acquisition of new property, property maintenance and management of newly acquired and previously acquired properties through this program, and predevelopment costs associated with future redevelopment of acquired properties.

Project Budget by Funding Source

	2022	2023	2024	2025	2026	2027
GF GO Borrowing	4,600,000	1,000,000	1,000,000	1,000,000	1,000,000	1,000,000
TOTAL	\$ 4,600,000	\$ 1,000,000	\$ 1,000,000	\$ 1,000,000	\$ 1,000,000	\$ 1,000,000

Project
Citywide Element

**Small Business Equity and Recovery
Economy and Opportunity**

Project # **13072**
Project Type **Program**

Project Description

This program combines several programs and initiatives aimed at supporting small business development, with a particular emphasis on businesses owned by historically underrepresented entrepreneurs. The goal of this program is to build back to a better post-COVID-19 economy with greater access to financial support to small business owners, especially those who are historically underrepresented. Projects planned in 2022 include the following existing and new programs and initiatives: Façade Grant Program, Commercial Ownership Assistance Program, Commercial Building Improvement Grant Program, Madison Pop Up Shop Program, BusinessReady Program, entrepreneur of color organization support, Kiva Madison, online retail platform development, entrepreneur of color survey/census, entrepreneur of color directory/purchasing program, and similar programs and initiatives approved by the Common Council. The program budget in 2022 is fully funded by the Local Government Aid from the American Rescue Plan Act (ARPA).

Project Budget by Funding Source

	2022	2023	2024	2025	2026	2027
GF GO Borrowing	-	2,000,000	500,000	500,000	500,000	500,000
Federal Sources	2,000,000	-	-	-	-	-
TOTAL	\$ 2,000,000	\$ 2,000,000	\$ 500,000	\$ 500,000	\$ 500,000	\$ 500,000

Project
Citywide Element

**TID 36 Capitol Gateway Corridor
Land Use and Transportation**

Project # **99002**
Project Type **Program**

Project Description

This program supports projects within TID 36, created in 2005. The district is located in downtown Madison and includes the area generally bounded by First Street, Dayton Street, and Blount and East Wilson Streets. The goal of this program is to attract employers and residents to the Capitol East District and grow the City's tax base. Progress is measured by the number of residential units available, the number of businesses in the district, the total size of retail and office space available, and the growth of the district's tax base. The estimated incremental value of the district is \$452 million. Projects planned for 2022 include continued implementation of the Capitol Gateway Corridor BUILD Plan through a study to identify and prioritize future public projects in the District.

Project Budget by Funding Source

	2022	2023	2024	2025	2026	2027
TIF Proceeds	100,000	100,000	100,000	100,000	100,000	100,000
TOTAL	\$ 100,000	\$ 100,000	\$ 100,000	\$ 100,000	\$ 100,000	\$ 100,000

Project
Citywide Element

**TID 39 Stoughton Road
Economy and Opportunity**

Project # **99004**
Project Type **Program**

Project Description

This program supports projects within TID 39, created in 2008. The district is located within an area generally bounded by South Stoughton Road, Cottage Grove Road, Interstate 39/90 and the property line between Voges Road and the Beltline. The goal of the program is to attract and retain employers within the district and grow its tax base. Progress is measured by the sale and development of city-owned property, the number of businesses located within the district, and the district's total tax base. The estimated incremental value of the district is \$121 million. Funding in 2022 is for property maintenance and marketing of City-owned parcels.

Project Budget by Funding Source

	2022	2023	2024	2025	2026	2027
TIF Proceeds	30,000	30,000	30,000	30,000	30,000	30,000
TOTAL	\$ 30,000	\$ 30,000	\$ 30,000	\$ 30,000	\$ 30,000	\$ 30,000

Project
Citywide Element

TID 42 Wingra
Land Use and Transportation

Project # **99005**
Project Type **Program**

Project Description

This program supports projects within TID 42, created in 2012. The district is located on Madison's south side with the general boundaries of South Park Street, West Wingra Drive, and Fish Hatchery Road. The goal of the program is to develop residential and commercial space in accordance with the Wingra BUILD Plan. Progress is measured by implementation of the Wingra BUILD Plan, the number of residential units constructed, the amount of commercial space constructed, and the district's total tax base. The estimated incremental value of the district is \$72 million. Funding in 2022 is for property maintenance, management, and pre-development costs for City-owned property within the boundaries of TID #42 and within ½ mile of TID #42.

Project Budget by Funding Source

	2022	2023	2024	2025	2026	2027
TIF Proceeds	100,000	100,000	100,000	100,000	100,000	100,000
TOTAL	\$ 100,000	\$ 100,000	\$ 100,000	\$ 100,000	\$ 100,000	\$ 100,000

Project
Citywide Element

TID 46 Research Park
Economy and Opportunity

Project # **99009**
Project Type **Program**

Project Description

This program supports development and public works projects within TID 46, created in 2015. The district is located on Madison's west side off of Mineral Point Road and Whitney Way and has been expanded to include property located at 601 Rayovac Drive and 650 Forward Drive. The goal of the program is to attract and retain employers within the district and grow its tax base. The estimated incremental value of the district is \$289 million. Funding in 2022 is for developer loans.

Project Budget by Funding Source

	2022	2023	2024	2025	2026	2027
Non-GF GO Borrowing	4,000,000	-	-	-	-	-
TOTAL	\$ 4,000,000	\$ -	\$ -	\$ -	\$ -	\$ -

Project
Citywide Element

TID 49 Femrite Drive
Economy and Opportunity

Project # **99010**
Project Type **Program**

Project Description

This program funds private development loans and public infrastructure along the Femrite Drive corridor. The goal of this project is to increase the City's tax base, while supporting the creation/retention of living-wage jobs. Funding in 2022 is for private development loans.

Project Budget by Funding Source

	2022	2023	2024	2025	2026	2027
Non-GF GO Borrowing	2,100,000	-	-	-	-	-
TOTAL	\$ 2,100,000	\$ -	\$ -	\$ -	\$ -	\$ -

Project
Citywide Element

**TID 5X South Madison
Neighborhoods and Housing**

Project # **99011**
Project Type **Program**

Project Description

This program funds land banking, private development loans, public infrastructure, economic and community development initiatives, affordable housing, and related planning and market studies. The goal of this project is to guide investment in South Madison that supports this existing diverse community. Funding in 2022 is for the completion of a TID blight study.

Project Budget by Funding Source

	2022	2023	2024	2025	2026	2027
Non-GF GO Borrowing	75,000	-	-	-	-	-
TIF Proceeds	-	3,000,000	3,000,000	3,000,000	3,000,000	3,000,000
TOTAL	\$ 75,000	\$ 3,000,000	\$ 3,000,000	\$ 3,000,000	\$ 3,000,000	\$ 3,000,000

Project
Citywide Element

**TID 5X State Street
Land Use and Transportation**

Project # **99012**
Project Type **Program**

Project Description

This program funds private development loans, public infrastructure, retail retention and recruitment efforts, marketing programs, affordable housing, planning and market studies, and related economic development initiatives. The goal of this project is to support a diverse and thriving State Street neighborhood where all Madisonians and visitors feel welcome, grow a stable retail district, enhance residential and living-wage employment options, and increase the tax base. Funding in 2022 is for Retail Improvement Grants, Madison Pop Up Shop Program support, a BusinessReady Program, marketing efforts, planning and market studies, and related economic development initiatives.

Project Budget by Funding Source

	2022	2023	2024	2025	2026	2027
Non-GF GO Borrowing	600,000	600,000	600,000	600,000	600,000	600,000
TOTAL	\$ 600,000	\$ 600,000	\$ 600,000	\$ 600,000	\$ 600,000	\$ 600,000

Economic Development Division

2022 Appropriation Schedule

2022 Appropriation

Executive Budget

	Request	GO Borrowing	Other	Total
Center for Industry and Commerce	40,000	40,000	-	40,000
Co-operative Enterprise Development	300,000	300,000	-	300,000
General Land Acquisition Fund	60,000	-	60,000	60,000
Healthy Retail Access Program	250,000	250,000	-	250,000
Land Banking	4,600,000	4,600,000	-	4,600,000
Small Business Equity and Recovery	2,000,000	-	2,000,000	2,000,000
TID 36 Capitol Gateway Corridor	100,000	-	100,000	100,000
TID 39 Stoughton Road	30,000	-	30,000	30,000
TID 42 Wingra	100,000	-	100,000	100,000
TID 46 Research Park	4,000,000	4,000,000	-	4,000,000
TID 49 Femrite Drive	2,100,000	2,100,000	-	2,100,000
TID 5X South Madison	75,000	75,000	-	75,000
TID 5X State Street	600,000	600,000	-	600,000
Total 2022 Appropriation	\$ 14,255,000	\$ 11,965,000	\$ 2,290,000	\$ 14,255,000

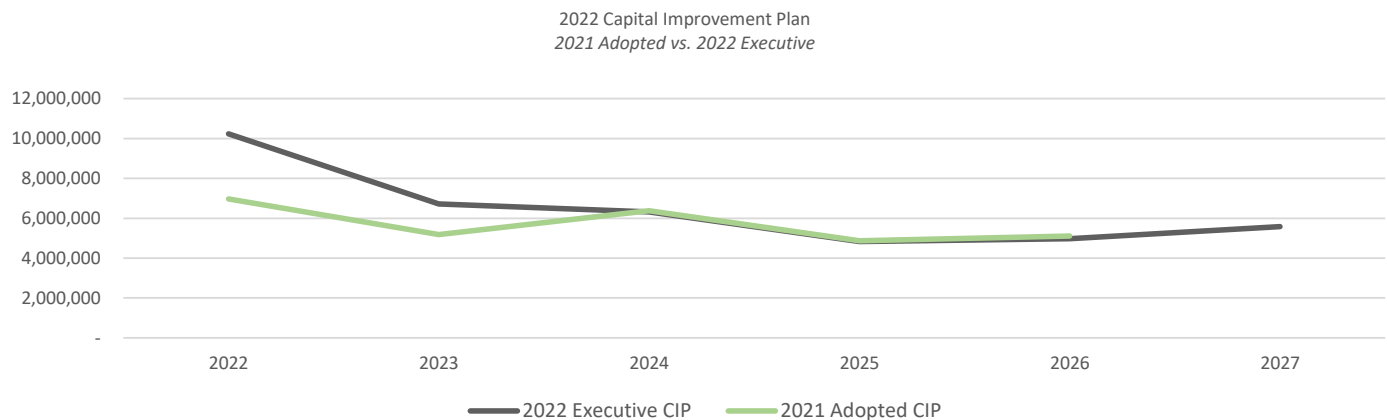
Engineering - Bicycle and Pedestrian

Capital Improvement Plan

Project Summary: Executive

	2022	2023	2024	2025	2026	2027
Autumn Ridge Path	-	-	1,680,000	-	-	-
Bikeways Program	950,000	950,000	950,000	950,000	950,000	998,000
Cannonball Path	2,047,000	-	-	-	-	-
Hermina Street - Starkweather Creek Ped Bike Bridge	-	-	-	50,000	-	360,000
Main Street Improvements	50,000	300,000	-	-	-	-
Old Middleton Underpass	3,500,000	-	-	-	-	-
Safe Routes Grants	100,000	100,000	100,000	104,000	109,000	114,000
Sidewalk Program	3,355,000	3,515,000	3,586,000	3,729,000	3,916,000	4,112,000
Troy Drive Railroad Bridge	230,000	1,275,000	-	-	-	-
West Towne Path - Phase 3	-	570,000	-	-	-	-
	\$ 10,232,000	\$ 6,710,000	\$ 6,316,000	\$ 4,833,000	\$ 4,975,000	\$ 5,584,000

Changes from 2021 CIP



Major Changes

- Autumn Ridge Path
 - \$1.68m project added to CIP in 2024 from the Horizon List
- Bikeways Program
 - Program budget increased by \$1.4m from 2022-2026 to support construction of additional bike paths in greenways being reconstructed through Watershed Study project areas
- Cannonball Path
 - Project budget increased by \$1.0m in 2022
 - Funding source changed from \$1.0m Non-GF GO Borrowing to Reserves Applied (\$297k), Revenue Bonds (\$750k), and TIF Proceeds (\$1.0m)
- Hermina Street - Starkweather Creek Ped Bike Bridge
 - New project identified as a need by the Darbo/Worthington Neighborhood Resource Team; Project budget is \$410k scheduled in 2025 and 2027
- Main Street Improvements
 - GF GO Borrowing increased by \$30k in 2022 and \$31k in 2023 to reflect higher local match required for Transportation Alternatives Program (TAP) funding
- Old Middleton Underpass
 - Project budget increased \$2.0m (\$400k Non-GF GO Borrowing, \$100k Reserves, \$1.5m TIF Proceeds)
- Troy Drive Railroad Bridge
 - Project timeline advanced to 2022 and 2023
- The Safe Routes to School (\$1.2m) and Ped/Bike Enhancement (\$3.0m) programs have been consolidated into a new program called Safe Streets Madison located within the Traffic Engineering capital budget.

Engineering - Bicycle and Pedestrian

Budget Overview

2022 CIP by Expenditure Type

	2022	2023	2024	2025	2026	2027
Bike Path	2,000,000	1,820,000	2,630,000	950,000	950,000	998,000
Bridge	1,700,000	1,100,000	-	50,000	-	360,000
Other	100,000	100,000	100,000	104,000	109,000	114,000
Sanitary Sewer	972,000	-	-	-	-	-
Stormwater Network	2,105,000	175,000	-	-	-	-
Street	3,355,000	3,515,000	3,586,000	3,729,000	3,916,000	4,112,000
Total	\$ 10,232,000	\$ 6,710,000	\$ 6,316,000	\$ 4,833,000	\$ 4,975,000	\$ 5,584,000

2022 CIP by Funding Source

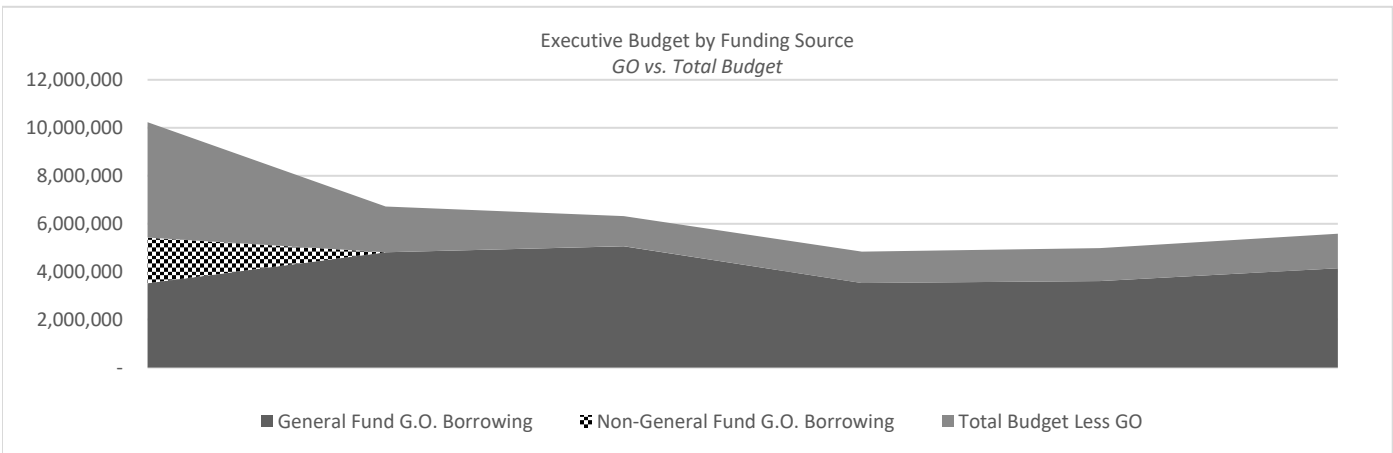
	2022	2023	2024	2025	2026	2027
GF GO Borrowing	3,515,000	4,803,000	5,056,000	3,523,000	3,599,000	4,139,000
Non-GF GO Borrowing	1,900,000	-	-	-	-	-
Federal Sources	-	532,000	-	-	-	-
Reserves Applied	427,000	175,000	-	-	-	-
Revenue Bonds	750,000	-	-	-	-	-
Special Assessment	1,140,000	1,200,000	1,260,000	1,310,000	1,376,000	1,445,000
TIF Proceeds	2,500,000	-	-	-	-	-
Total	\$ 10,232,000	\$ 6,710,000	\$ 6,316,000	\$ 4,833,000	\$ 4,975,000	\$ 5,584,000

Borrowing Summary

	2022	2023	2024	2025	2026	2027
Borrowing Schedule						
General Fund G.O. Borrowing	3,515,000	4,803,000	5,056,000	3,523,000	3,599,000	4,139,000
Non-General Fund G.O. Borrowing	1,900,000	-	-	-	-	-
Total	\$ 5,415,000	\$ 4,803,000	\$ 5,056,000	\$ 3,523,000	\$ 3,599,000	\$ 4,139,000

Annual Debt Service

General Fund G.O. Borrowing	456,950	624,390	657,280	457,990	467,870	538,070
Non-General Fund G.O. Borrowing	247,000	-	-	-	-	-



Engineering - Bicycle and Pedestrian

Project Overview

Project	Autumn Ridge Path	Project #	11859
Citywide Element	Land Use and Transportation	Project Type	Project

Project Description

This project funds the construction of 0.6 miles of new multi-use path from Milwaukee St to Ziegler Road including a new pedestrian and bicycle overpass of State Highway 30. The goal of this project is to provide increased pedestrian and bicycle connectivity from the Capital City Path to north east neighborhoods in the City. Federal funding is anticipated to be approved by the MPO in October 2021.

Project Budget by Funding Source

	2022	2023	2024	2025	2026	2027
GF GO Borrowing	-	-	1,680,000	-	-	-
TOTAL	\$ -	\$ -	\$ 1,680,000	\$ -	\$ -	\$ -

Project	Bikeways Program	Project #	10138
Citywide Element	Land Use and Transportation	Project Type	Program

Project Description

This program is for bicycle-related improvements and path resurfacing throughout the City. The goal of this program is to improve the pavement quality of the existing bike paths to meet City standards. Projects within this program are prioritized based on pavement quality rating of existing bikeways. Funding in 2022 is for path resurfacing through several parks, a new path through the Wexford Greenway and a new cycle track on Old Sauk Road.

Project Budget by Funding Source

	2022	2023	2024	2025	2026	2027
GF GO Borrowing	950,000	950,000	950,000	950,000	950,000	998,000
TOTAL	\$ 950,000	\$ 950,000	\$ 950,000	\$ 950,000	\$ 950,000	\$ 998,000

Project	Cannonball Path	Project #	10142
Citywide Element	Land Use and Transportation	Project Type	Project

Project Description

This project extends the Cannonball Trail from Fish Hatchery Road to Wingra Path. The project goal is to improve neighborhood connectivity by connecting the Wingra and Cannonball paths. The project's scope includes a 0.6 mile extension of the path that is parallel to the railroad tracks and runs behind Bowman Field. A new ped bike overpass of Wingra Creek is also proposed. Construction is proposed in 2022.

Project Budget by Funding Source

	2022	2023	2024	2025	2026	2027
Reserves Applied	297,000	-	-	-	-	-
Revenue Bonds	750,000	-	-	-	-	-
TIF Proceeds	1,000,000	-	-	-	-	-
TOTAL	\$ 2,047,000	\$ -	\$ -	\$ -	\$ -	\$ -

Project	Hermina Street - Starkweather Creek Ped Bike Bridge	Project #	13664
Citywide Element	Land Use and Transportation	Project Type	Project

Project Description

This project funds the construction of a new pedestrian and bike overpass of the Starkweather Creek along Hermina Street. The goal of this project is to provide increased pedestrian and bicycle connectivity for the Darbo-Worthington-Starkweather neighborhood.

Project Budget by Funding Source

	2022	2023	2024	2025	2026	2027
GF GO Borrowing	-	-	-	50,000	-	360,000
TOTAL	\$ -	\$ -	\$ -	\$ 50,000	\$ -	\$ 360,000

Project	Main Street Improvements	Project #	13015
Citywide Element	Land Use and Transportation	Project Type	Project

Project Description

This project funds the design and construction of a bike boulevard on West Main Street. The goal of the project is to increase bike and pedestrian mobility and improve connectivity to the surrounding neighborhoods. The project's scope includes a bike boulevard on West Main Street from Proudfit to Fairchild. Funding in 2022 is for design, and construction is planned for 2023. Federal Transportation Alternatives Program funding has been secured for the project.

Project Budget by Funding Source

	2022	2023	2024	2025	2026	2027
GF GO Borrowing	50,000	120,000	-	-	-	-
Federal Sources	-	180,000	-	-	-	-
TOTAL	\$ 50,000	\$ 300,000	\$ -	\$ -	\$ -	\$ -

Project	Old Middleton Underpass	Project #	11959
Citywide Element	Land Use and Transportation	Project Type	Project

Project Description

This project is for replacing a pedestrian and bicycle railroad underpass located west of the Old Middleton Road and Whitney Way intersection. The goal of the project is to improve pedestrian and bicycle access for the neighborhood. Construction is planned for 2022 and will be supported by borrowing from TID 41.

Project Budget by Funding Source

	2022	2023	2024	2025	2026	2027
Non-GF GO Borrowing	1,900,000	-	-	-	-	-
Reserves Applied	100,000	-	-	-	-	-
TIF Proceeds	1,500,000	-	-	-	-	-
TOTAL	\$ 3,500,000	\$ -	\$ -	\$ -	\$ -	\$ -

Project
Citywide Element

Safe Routes Grants
Land Use and Transportation

Project # **11112**
Project Type **Program**

Project Description

This program provides property owners with a grant that pays 50% of a property owner's sidewalk assessment for new installations. Eligible projects include those that install sidewalk adjacent to an existing street where the right of way was annexed prior to 1981 or where the properties were developed prior to being annexed to the City. The project must also be located in an area where the frontage is at least 70% single family or two family dwelling units.

Project Budget by Funding Source

	2022	2023	2024	2025	2026	2027
GF GO Borrowing	100,000	100,000	100,000	104,000	109,000	114,000
TOTAL	\$ 100,000	\$ 100,000	\$ 100,000	\$ 104,000	\$ 109,000	\$ 114,000

Project
Citywide Element

Sidewalk Program
Land Use and Transportation

Project # **10148**
Project Type **Program**

Project Description

This program is for repairs to defective sidewalks and installation of new sidewalk. The goal of this program is to provide consistent maintenance of sidewalks for safe conditions and reduced chance of injury. Each year the Sidewalk Program repairs sidewalk in two or three Aldermanic Districts on a 10-year replacement cycle. In 2022, this program has planned sidewalk improvements for Aldermanic District 5. This program also funds repair and replacement of the City's tree grates, as well as small infill sidewalk projects where gaps exist in the sidewalk network.

Project Budget by Funding Source

	2022	2023	2024	2025	2026	2027
GF GO Borrowing	2,215,000	2,315,000	2,326,000	2,419,000	2,540,000	2,667,000
Special Assessment	1,140,000	1,200,000	1,260,000	1,310,000	1,376,000	1,445,000
TOTAL	\$ 3,355,000	\$ 3,515,000	\$ 3,586,000	\$ 3,729,000	\$ 3,916,000	\$ 4,112,000

Project
Citywide Element

Troy Drive Railroad Bridge
Land Use and Transportation

Project # **11868**
Project Type **Project**

Project Description

This project funds the reconstruction of the railroad bridge over Troy Drive. The proposed bridge would span the right of way and allow for reconstruction of Troy Drive to include sidewalk on both sides and bike facilities. The goal of this project is to improve pedestrian and bicycle safety along Troy Drive.

Project Budget by Funding Source

	2022	2023	2024	2025	2026	2027
GF GO Borrowing	200,000	1,100,000	-	-	-	-
Reserves Applied	30,000	175,000	-	-	-	-
TOTAL	\$ 230,000	\$ 1,275,000	\$ -	\$ -	\$ -	\$ -

Project
Citywide Element

West Towne Path - Phase 3
Land Use and Transportation

Project #
Project Type

13014
Project

Project Description

This project funds the design and construction of a new protected, multi-use path along Plaza Drive and Watts Road. The goal of the project is to increase bike and pedestrian mobility and improve connectivity to the surrounding neighborhoods. This project will complete the West Towne Path from Commerce Drive to S. Junction Road. Funding in 2023 is for construction. Federal Transportation Alternatives Program funding has been secured for the project.

Project Budget by Funding Source

	2022	2023	2024	2025	2026	2027
GF GO Borrowing	-	218,000	-	-	-	-
Federal Sources	-	352,000	-	-	-	-
TOTAL	\$ -	\$ 570,000	\$ -	\$ -	\$ -	\$ -

Engineering - Bicycle and Pedestrian

2022 Appropriation Schedule

2022 Appropriation

Executive Budget

	Request	GO Borrowing	Other	Total
Bikeways Program	950,000	950,000	-	950,000
Cannonball Path	2,047,000	-	2,047,000	2,047,000
Main Street Improvements	50,000	50,000	-	50,000
Old Middleton Underpass	3,500,000	1,900,000	1,600,000	3,500,000
Ped/Bike Enhancement	500,000	-	-	-
Safe Routes Grants	100,000	100,000	-	100,000
Safe Routes to School	200,000	-	-	-
Sidewalk Program	3,355,000	2,215,000	1,140,000	3,355,000
Troy Drive Railroad Bridge	230,000	200,000	30,000	230,000
Total 2022 Appropriation	\$ 10,932,000	\$ 5,415,000	\$ 4,817,000	\$ 10,232,000

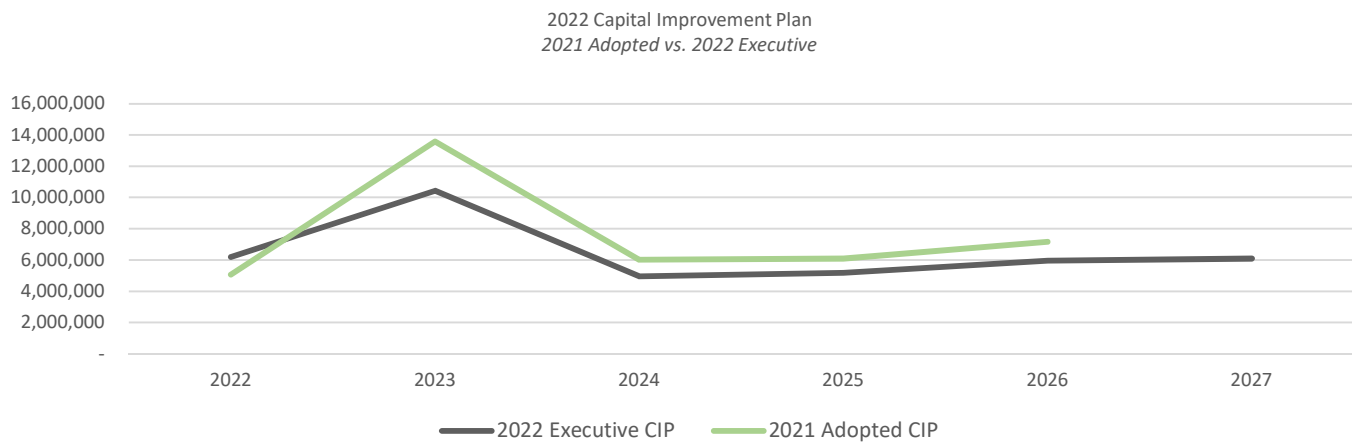
Engineering - Facilities Management

Capital Improvement Plan

Project Summary: Executive

	2022	2023	2024	2025	2026	2027
CCB Improvements	100,000	299,000	100,000	100,000	100,000	100,000
CCB Office Remodels	-	4,650,000	-	-	-	-
Energy Improvements	2,035,282	2,830,080	2,730,768	2,734,520	2,779,452	3,477,176
Fairchild Building Improvements	992,864	543,245	-	-	-	-
Fire Building Improvements	295,000	295,000	295,000	340,000	520,000	750,000
General Building Improvements	310,000	330,000	350,000	370,000	390,000	410,000
Horizon List Planning	100,000	100,000	100,000	100,000	100,000	100,000
Park Facility Improvements	1,215,000	450,000	450,000	575,000	325,000	75,000
Police Building Improvements	416,600	420,535	411,100	392,900	573,080	412,300
Sayle Street Facility Remodel	160,000	-	-	-	-	-
Streets Facility Improvements	575,000	525,000	525,000	575,000	1,175,000	775,000
	\$ 6,199,746	\$ 10,442,860	\$ 4,961,868	\$ 5,187,420	\$ 5,962,532	\$ 6,099,476

Changes from 2021 CIP



Major Changes

- CCB Improvements
 - Program budget reduced in 2023 by \$1.8m to reflect Department of Energy Grant to support window replacement in CCB
- CCB Office Remodels
 - Project budget increased by \$300k in 2023 due to advancing completion of offices for Office of the Independent Monitor and Common Council
 - Funding for construction on 4th and 5th floors in 2024 and 2025 moved to the Horizon List
- Fairchild Building Improvements
 - \$1.5m project added to 2022 and 2023
- Horizon List Planning
 - Program budget reduced by \$500k from 2022-2026 to reflect actual planning needs
- Park Facility Improvements
 - Program budget increased by \$300k from 2022-2026 to support improvements at Forest Hill Mausoleum and Brittingham Boathouse
- Sayle Street Facility Remodel
 - \$160k of project budget advanced to 2022 to support design costs
 - Construction funding is included in the Horizon List pending updated project scope and design
- Streets Facility Improvements
 - Program budget increased \$375k from 2022-2026

Engineering - Facilities Management

Budget Overview

2022 CIP by Expenditure Type

	2022	2023	2024	2025	2026	2027
Building	6,099,746	10,342,860	4,861,868	5,087,420	5,862,532	5,999,476
Other	100,000	100,000	100,000	100,000	100,000	100,000
Total	\$ 6,199,746	\$ 10,442,860	\$ 4,961,868	\$ 5,187,420	\$ 5,962,532	\$ 6,099,476

2022 CIP by Funding Source

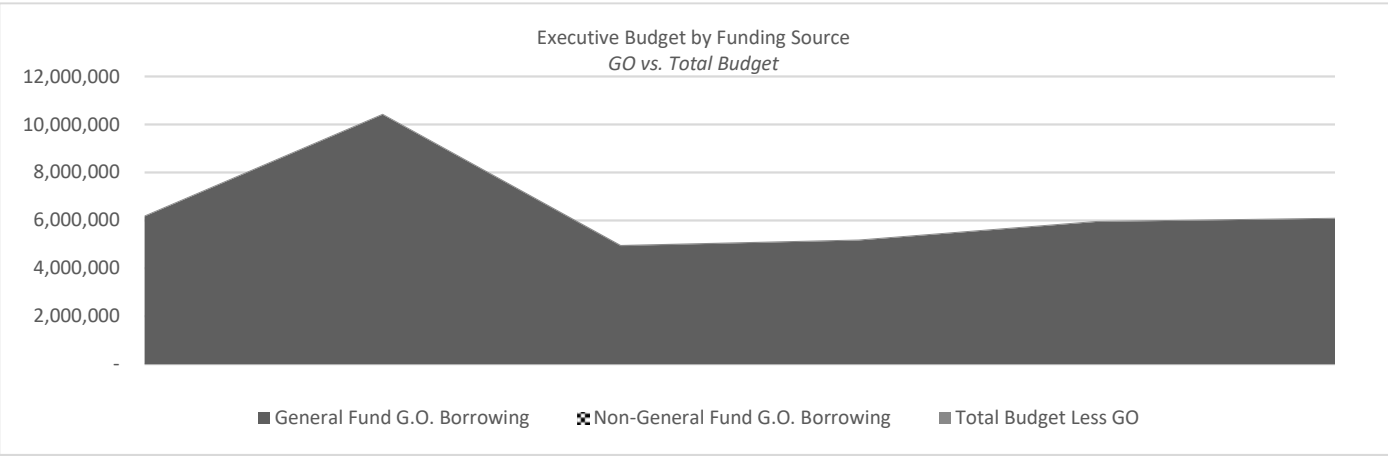
	2022	2023	2024	2025	2026	2027
GF GO Borrowing	6,159,746	10,402,860	4,921,868	5,147,420	5,922,532	6,059,476
State Sources	40,000	40,000	40,000	40,000	40,000	40,000
Total	\$ 6,199,746	\$ 10,442,860	\$ 4,961,868	\$ 5,187,420	\$ 5,962,532	\$ 6,099,476

Borrowing Summary

	2022	2023	2024	2025	2026	2027
Borrowing Schedule						
General Fund G.O. Borrowing	6,159,746	10,402,860	4,921,868	5,147,420	5,922,532	6,059,476
Non-General Fund G.O. Borrowing	-	-	-	-	-	-
Total	\$ 6,159,746	\$ 10,402,860	\$ 4,921,868	\$ 5,147,420	\$ 5,922,532	\$ 6,059,476

Annual Debt Service

General Fund G.O. Borrowing	800,767	1,352,372	639,843	669,165	769,929	787,732
Non-General Fund G.O. Borrowing	-	-	-	-	-	-



Engineering - Facilities Management

Project Overview

Project	CCB Improvements	Project #	10561
Citywide Element	Effective Government	Project Type	Program

Project Description

This program funds the City's portion of shared City and County facility projects scheduled for the City County Building (CCB). The goal of this program is to support necessary repair and maintenance work in coordination with Dane County. Projects funded in this program include electrical, HVAC, and other building updates. Projects planned in 2022 are determined by Dane County. Increased funding in 2023 is for energy improvement projects including window replacements and lighting/lighting controls replacements.

Project Budget by Funding Source

	2022	2023	2024	2025	2026	2027
GF GO Borrowing	100,000	299,000	100,000	100,000	100,000	100,000
TOTAL	\$ 100,000	\$ 299,000	\$ 100,000	\$ 100,000	\$ 100,000	\$ 100,000

Project	CCB Office Remodels	Project #	13667
Citywide Element	Effective Government	Project Type	Program

Project Description

This project is for the design and remodel of various offices in the CCB. The goal of the project is to replace decades old building systems, optimize the usage of available space, and improve work spaces and meeting rooms spaces for City agencies including Civil Rights, Information Technology, Common Council Offices, Office of the Independent Monitor, Engineering, Attorney, Finance, Mayor's Office, Assessor, Clerk, and Treasurer. The project's scope includes design, construction, office workstations, audiovisual equipment, moving costs, rental of temporary facilities, and staff costs.

In 2021 the project is in master planning for levels 1, 4, and 5. The remaining design and construction is organized into three phases. Phase 1 is to complete the design (in 2022) and construction (in 2023) for Assessor, Clerk, Treasurer, and Civil Rights (moving to Parks current area) at level 1; and Office of the Independent Monitor, and Common Council Offices at level 5 (in the former HR space facing MLK Jr. Blvd.). Phase 2 is to complete the design and construction for the Attorney's Office, Mayor's Office, and Finance at level 4. Phase 3 is to complete the design and construction for Information Technology, and Engineering at level 5. Phases 2 and 3 have been moved to the Horizon List in the 2022 Executive Capital Budget.

Project Budget by Funding Source

	2022	2023	2024	2025	2026	2027
GF GO Borrowing	-	4,650,000	-	-	-	-
TOTAL	\$ -	\$ 4,650,000	\$ -	\$ -	\$ -	\$ -

Project
Citywide Element

Energy Improvements
Green and Resilient

Project # **10562**
Project Type **Program**

Project Description

This program is for implementation of energy efficiency goals. The goals of the program are to meet the 100% Renewable Madison plan at City-owned sites and facilities, support energy efficiency, and reduce energy demand. Projects supported by this program include supplying distributed energy via solar photovoltaic (PV) panels, installation of LED lighting, and building automation upgrades. Solar projects planned in 2022 include design and installations at Fleet, Pinney Library, Streets Waste Transfer, Metro South Transfer, Warner Park Beach Shelter, Fire Station 04, Streets West Badger, and Parks Olin Park Office Building. LED lighting projects planned in 2022 include design and installation at Fire Station 03, Fire Station 04, Fire Station 05, Fire Station 10, Fire Station 12, Engineering Services Building, and Central Police Department. Engineering staff estimate that these projects will result in \$125,000 in operating savings in each year of the CIP due to lower utility costs.

Project Budget by Funding Source

	2022	2023	2024	2025	2026	2027
GF GO Borrowing	1,995,282	2,790,080	2,690,768	2,694,520	2,739,452	3,437,176
State Sources	40,000	40,000	40,000	40,000	40,000	40,000
TOTAL	\$ 2,035,282	\$ 2,830,080	\$ 2,730,768	\$ 2,734,520	\$ 2,779,452	\$ 3,477,176

Project
Citywide Element

Fairchild Building Improvements
Effective Government

Project # **11078**
Project Type **Project**

Project Description

This project is for building improvements at the City's Fairchild Building (originally built in 1927). Major work includes replacing past useful life mechanical systems (boiler, distribution, terminal units, and ventilation) throughout the facility with code-compliant systems, modernize the main 1920s era electrical service panels, and to address structural deficiencies identified and detailed by a 2020 third-party professional structural engineer report. Current uses in the building include housing Parking Enforcement vehicles, Police Department vehicles and general storage, Parks Mall Maintenance equipment and storage, art storage, and general city surplus storage. This project is adapted from a previous authorization, expanding the scope of a previously identified project.

Project Budget by Funding Source

	2022	2023	2024	2025	2026	2027
GF GO Borrowing	992,864	543,245	-	-	-	-
TOTAL	\$ 992,864	\$ 543,245	\$ -	\$ -	\$ -	\$ -

Project
Citywide Element

Fire Building Improvements
Green and Resilient

Project # **10560**
Project Type **Program**

Project Description

This program is for scheduled improvements to the City's fourteen Madison Fire Department stations and administration offices. The goal of this program is to maintain and improve the City's Fire facilities to optimize service operations and work conditions, and to lower energy costs by implementing energy efficiency components within the improvement projects. Projects funded in this program include building, mechanical, and utility system upgrades at fire stations. Projects planned for 2022 include Fire Station 03 Water Heater Replacement, Fire Station 04 Electrical Service Upgrade, Fire Station 07 Water Heater Replacement, Fire Station 09 Apparatus Bay Exhaust Fans Replacement, Fire Station 12 Overhead Door Openers Replacement, and Fire Station 12 Energy Recovery Units Replacement.

Project Budget by Funding Source

	2022	2023	2024	2025	2026	2027
GF GO Borrowing	295,000	295,000	295,000	340,000	520,000	750,000
TOTAL	\$ 295,000	\$ 295,000	\$ 295,000	\$ 340,000	\$ 520,000	\$ 750,000

Project
Citywide Element

General Building Improvements
Green and Resilient

Project # **10549**
Project Type **Program**

Project Description

This program is for scheduled improvements and unplanned repairs to City-owned facilities. The goal of this program is to maintain and improve the City's facilities to optimize service operations and work conditions, and to lower energy costs by implementing energy efficiency components within the improvement projects. Projects funded in this program include building, mechanical, and utility system upgrades at City-owned facilities. Program includes \$310,000 in 2022 for unscheduled replacement of building systems.

Project Budget by Funding Source

	2022	2023	2024	2025	2026	2027
GF GO Borrowing	310,000	330,000	350,000	370,000	390,000	410,000
TOTAL	\$ 310,000	\$ 330,000	\$ 350,000	\$ 370,000	\$ 390,000	\$ 410,000

Project
Citywide Element

Horizon List Planning
Effective Government

Project # **12641**
Project Type **Program**

Project Description

This program is for fully scoping facility projects identified on the capital budget Horizon List. The goal of this program is to provide accurate project scope with a detailed cost estimate to ensure readiness of proposed capital projects.

Project Budget by Funding Source

	2022	2023	2024	2025	2026	2027
GF GO Borrowing	100,000	100,000	100,000	100,000	100,000	100,000
TOTAL	\$ 100,000	\$ 100,000	\$ 100,000	\$ 100,000	\$ 100,000	\$ 100,000

Project
Citywide Element

Park Facility Improvements
Green and Resilient

Project # **10564**
Project Type **Program**

Project Description

This program is for improvements and ongoing building maintenance at Parks facilities. The goals of this program are to provide quality park facilities to the community and to lower energy costs by implementing energy efficiency components within the improvement projects. Projects in 2022 include completion of the Tenney Park Beach Shelter (Clean Beach Program), Olbrich Botanical Cottage Exterior Masonry Repointing (deferred from the 2021 CIP), Forest Hill Cemetery Mausoleum Improvements, and Brittingham Boathouse Improvements.

Project Budget by Funding Source

	2022	2023	2024	2025	2026	2027
GF GO Borrowing	1,215,000	450,000	450,000	575,000	325,000	75,000
TOTAL	\$ 1,215,000	\$ 450,000	\$ 450,000	\$ 575,000	\$ 325,000	\$ 75,000

Project
Citywide Element

Police Building Improvements
Green and Resilient

Project # **13341**
Project Type **Program**

Project Description

This program is for scheduled improvements to the City's six Police District Stations, and the Police Training Center. The goal of this program is to maintain and improve the City's Police facilities to optimize service operations and work conditions, and to lower energy costs by implementing energy efficiency components within the improvement projects. Projects funded in this program include building, mechanical, and utility system upgrades at police stations. Projects planned for 2022 include North District parking lot replacement, South District mechanical system replacements, East District condensing unit replacement, West District exterior wall and door maintenance, Training Center paint and carpet in a portion of the facility.

Project Budget by Funding Source

	2022	2023	2024	2025	2026	2027
GF GO Borrowing	416,600	420,535	411,100	392,900	573,080	412,300
TOTAL	\$ 416,600	\$ 420,535	\$ 411,100	\$ 392,900	\$ 573,080	\$ 412,300

Project
Citywide Element

Sayle Street Facility Remodel
Green and Resilient

Project # **11079**
Project Type **Project**

Project Description

This project is for remodeling and renovating the Traffic Engineering and Parking Utility operations facility located at 1120 Sayle Street. The goal of the project is to improve work safety conditions and to better utilize the space resulting from the Radio Shop relocating to the Fleet Facility at Nakoosa Trail. Significant remodel of the locker and shower rooms is required to address gender equity concerns. Additional design consideration will include considerations for parking enforcement officer staff and equipment needs. Design is planned for late 2021 through 2022, with construction in 2023.

Project Budget by Funding Source

	2022	2023	2024	2025	2026	2027
GF GO Borrowing	160,000	-	-	-	-	-
TOTAL	\$ 160,000	\$ -	\$ -	\$ -	\$ -	\$ -

Project
Citywide Element

Streets Facility Improvements
Green and Resilient

Project # **10565**
Project Type **Program**

Project Description

This program is for improvements to the four Streets Division facilities. The goal of this program is to maintain and improve the City's Streets facilities to optimize service operations and working conditions and to lower energy costs by implementing energy efficiency components within the improvement projects. Projects funded in this program include updates to existing building systems such as HVAC and electrical. Projects planned for 2022 include Streets West make-up air and exhaust fans replacement and Streets West electrical service upgrade. The increased budget in 2026 is to replace the building mechanical system and renovate the Streets facility offices located on Badger Road. The 2021 Adopted Capital Budget consolidated Streets facility maintenance and improvement projects under the Engineering Facility Management budget.

Project Budget by Funding Source

	2022	2023	2024	2025	2026	2027
GF GO Borrowing	575,000	525,000	525,000	575,000	1,175,000	775,000
TOTAL	\$ 575,000	\$ 525,000	\$ 525,000	\$ 575,000	\$ 1,175,000	\$ 775,000

Engineering - Facilities Management

2022 Appropriation Schedule

2022 Appropriation

Executive Budget

	Request	GO Borrowing	Other	Total
CCB Improvements	100,000	100,000	-	100,000
Energy Improvements	2,035,282	1,995,282	40,000	2,035,282
Fairchild Building Improvements	992,864	992,864	-	992,864
Fire Building Improvements	295,000	295,000	-	295,000
General Building Improvements	310,000	310,000	-	310,000
Horizon List Planning	100,000	100,000	-	100,000
Park Facility Improvements	1,215,000	1,215,000	-	1,215,000
Police Building Improvements	416,600	416,600	-	416,600
Sayle Street Facility Remodel	160,000	160,000	-	160,000
Streets Facility Improvements	575,000	575,000	-	575,000
Total 2022 Appropriation	\$ 6,199,746	\$ 6,159,746	\$ 40,000	\$ 6,199,746

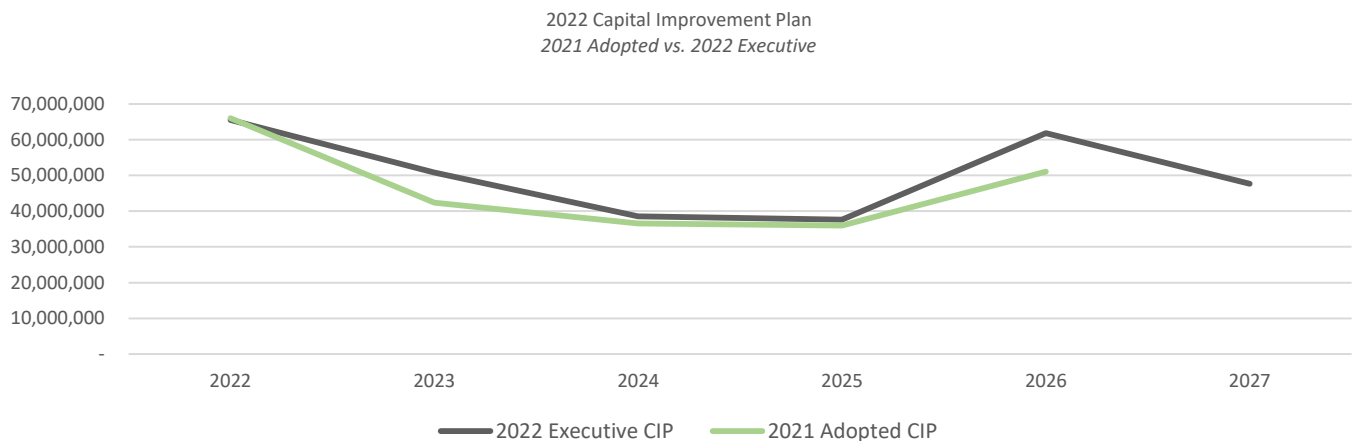
Engineering - Major Streets

Capital Improvement Plan

Project Summary: Executive

	2022	2023	2024	2025	2026	2027
Atwood Avenue	-	5,953,000	-	-	-	-
Blair Street, S.	1,662,000	-	-	-	-	-
Blair/John Nolen Intersection	848,000	-	-	-	-	-
Bridge Repair	300,000	170,000	170,000	177,000	186,000	195,000
CTH AB Interchange	5,000,000	-	-	-	-	-
John Nolen Drive	-	-	-	5,000	21,332,000	2,388,000
Mineral Point Road	-	-	-	280,000	-	5,150,000
Outer Capitol Loop Southeast	-	2,331,000	-	-	-	-
Park Street, South (Olin To RR)	-	300,000	-	-	1,027,000	-
Pavement Management	16,950,000	17,208,000	18,707,000	19,377,000	20,361,000	20,910,000
Pleasant View Road - Phase 1	1,000,000	3,585,000	-	-	-	-
Railroad Crossings & Quiet Zones	1,375,000	25,000	25,000	25,000	25,000	25,000
Reconstruction Streets	15,352,000	21,202,000	17,736,000	17,767,000	18,910,000	19,003,000
University Ave (Shorewood To University)	23,051,000	-	-	-	-	-
Wilson St (MLK to King)	-	-	1,945,000	-	-	-
	\$ 65,538,000	\$ 50,774,000	\$ 38,583,000	\$ 37,631,000	\$ 61,841,000	\$ 47,671,000

Changes from 2021 CIP



Major Changes

- Atwood Avenue
 - \$6.0m project added to CIP in 2023 from Horizon List
- Blair Street, S.
 - Project budget increased by \$35k
- Blair/John Nolen Intersection
 - Project budget increased \$19k
- Bridge Repair
 - Program budget increased by \$130k in 2022
- John Nolen Drive
 - Project budget increased by \$10.2 m in 2026 to reflect updated project estimates associated with sewer replacement on side streets and related construction
 - \$2.4m for construction costs added to 2027
- Mineral Point Road
 - \$5.4m project added to CIP in 2025 and 2027

- Outer Capitol Loop Southeast
 - Project budget increased by \$43k
- Park Street, South (Olin to RR)
 - Project budget increased by \$11k
- Pavement Management
 - Program budget decreased \$2.4m from 2022-2026 due to the quality of the sewer mains in selected streets not requiring replacement
- Pleasant View Road - Phase 1
 - Project budget increased by \$2.0m by increasing assessments and reallocating funding from 2023 Reconstruct Streets program
 - Construction advanced to begin in 2022
- Reconstruction Streets
 - Program budget increased by \$5.8m from 2022-2026
- University Ave (Shorewood to University Bay)
 - Project budget increased by \$2.1m
- Wilson Street (MLK to King)
 - Project budget decreased by \$86k
- Neighborhood Traffic Management & Pedestrian Improvements
 - Program consolidated into a new program called Safe Streets Madison located within the Traffic Engineering capital budget.

Engineering - Major Streets

Budget Overview

2022 CIP by Expenditure Type

	2022	2023	2024	2025	2026	2027
Bridge	300,000	170,000	170,000	177,000	186,000	195,000
Sanitary Sewer	10,341,000	11,256,000	10,256,000	9,894,000	11,886,000	10,738,000
Stormwater Network	15,125,000	6,925,000	4,010,000	2,965,000	5,370,000	8,096,000
Street	39,772,000	32,423,000	24,147,000	24,595,000	44,399,000	28,642,000
Total	\$ 65,538,000	\$ 50,774,000	\$ 38,583,000	\$ 37,631,000	\$ 61,841,000	\$ 47,671,000

2022 CIP by Funding Source

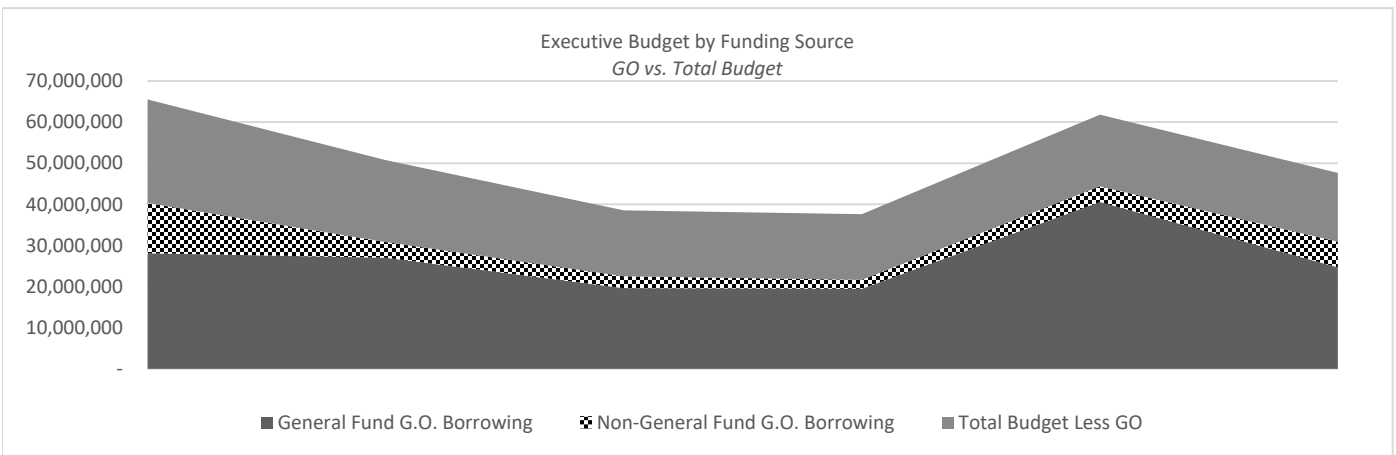
	2022	2023	2024	2025	2026	2027
GF GO Borrowing	28,105,000	27,035,400	19,655,000	19,472,000	40,607,000	24,671,000
Non-GF GO Borrowing	12,267,000	3,775,000	2,879,000	2,167,000	3,810,000	6,261,000
Municipal Capital Participate	7,929,000	445,600	-	-	-	-
Reserves Applied	3,180,000	3,291,000	3,939,000	3,729,000	5,444,000	5,405,000
Revenue Bonds	6,895,000	7,516,000	5,812,000	5,730,000	6,573,000	5,502,000
Special Assessment	4,787,000	5,286,000	5,323,000	4,808,000	5,182,000	5,607,000
State Sources	225,000	225,000	225,000	225,000	225,000	225,000
TIF Proceeds	2,150,000	3,200,000	750,000	1,500,000	-	-
Total	\$ 65,538,000	\$ 50,774,000	\$ 38,583,000	\$ 37,631,000	\$ 61,841,000	\$ 47,671,000

Borrowing Summary

	2022	2023	2024	2025	2026	2027
Borrowing Schedule						
General Fund G.O. Borrowing	28,105,000	27,035,400	19,655,000	19,472,000	40,607,000	24,671,000
Non-General Fund G.O. Borrowing	12,267,000	3,775,000	2,879,000	2,167,000	3,810,000	6,261,000
Total	\$ 40,372,000	\$ 30,810,400	\$ 22,534,000	\$ 21,639,000	\$ 44,417,000	\$ 30,932,000

Annual Debt Service

General Fund G.O. Borrowing	3,653,650	3,514,602	2,555,150	2,531,360	5,278,910	3,207,230
Non-General Fund G.O. Borrowing	1,594,710	490,750	374,270	281,710	495,300	813,930



Engineering - Major Streets

Project Overview

Project	Atwood Avenue	Project #	11127
Citywide Element	Land Use and Transportation	Project Type	Project

Project Description

This project funds the reconstruction of Atwood Avenue from Fair Oaks Avenue to Cottage Grove Road to a three-lane boulevard with multi-use paths. Median and crosswalk enhancements are proposed for safe pedestrian crossing to Olbrich Gardens and Olbrich Park. The multi-use path will be utilized for the Lake Loop route around Lake Monona. A new pedestrian and bicycle bridge over the Starkweather Creek is included in the project. The goal of the project is to improve the facilities for pedestrians, bicyclists, motor vehicles and transit. Federal funds are anticipated to be approved by the MPO in October 2021. Funding shown is City cost share.

Project Budget by Funding Source

	2022	2023	2024	2025	2026	2027
GF GO Borrowing	-	4,010,400	-	-	-	-
Municipal Capital Participate	-	445,600	-	-	-	-
Reserves Applied	-	306,000	-	-	-	-
Revenue Bonds	-	790,000	-	-	-	-
Special Assessment	-	401,000	-	-	-	-
TOTAL	\$ -	\$ 5,953,000	\$ -	\$ -	\$ -	\$ -

Project	Blair Street, S.	Project #	11128
Citywide Element	Land Use and Transportation	Project Type	Project

Project Description

This project is for reconstructing South Blair Street from East Washington Avenue to Williamson Street and East Washington Avenue from Blair Street to Blount Street. The goal of this project is to improve the pavement quality of the 0.3 mile segment to ensure transportation safety. The current pavement rating of this road is 3 of 10. The project scope includes a new traffic signal for the East Main Street and South Blair Street intersection. Construction is proposed in 2022. This is a state funded project on USH 151. Funding shown is the City's cost share.

Project Budget by Funding Source

	2022	2023	2024	2025	2026	2027
GF GO Borrowing	500,000	-	-	-	-	-
Reserves Applied	217,000	-	-	-	-	-
Revenue Bonds	610,000	-	-	-	-	-
Special Assessment	335,000	-	-	-	-	-
TOTAL	\$ 1,662,000	\$ -	\$ -	\$ -	\$ -	\$ -

Project	Blair/John Nolen Intersection	Project #	11135
Citywide Element	Land Use and Transportation	Project Type	Project

Project Description

This project is for replacing pavement, curb, gutter, and sidewalk at the intersection of Blair Street and John Nolen Drive. The goal of the project is to improve the safety of the intersection for pedestrians, bicyclists and motor vehicles in addition to improve the pavement quality rating of the intersection. The current pavement quality rating is 3 of 10. Construction is planned for 2022. Federal funding for this project is secured. Funding shown is the City's cost share.

Project Budget by Funding Source

	2022	2023	2024	2025	2026	2027
GF GO Borrowing	500,000	-	-	-	-	-
Reserves Applied	248,000	-	-	-	-	-
Special Assessment	100,000	-	-	-	-	-
TOTAL	\$ 848,000	\$ -	\$ -	\$ -	\$ -	\$ -

Project	Bridge Repair	Project #	10538
Citywide Element	Land Use and Transportation	Project Type	Program

Project Description

This program is for repair, replacement, and painting of bridges to maintain a safe condition. The goal of this program is to provide safe bridges measured by routine evaluation. Project funding in this program includes bridge repair and resurfacing. Funding in 2022 is for repainting the Alicia Ashman pedestrian bridge.

Project Budget by Funding Source

	2022	2023	2024	2025	2026	2027
GF GO Borrowing	300,000	170,000	170,000	177,000	186,000	195,000
TOTAL	\$ 300,000	\$ 170,000	\$ 170,000	\$ 177,000	\$ 186,000	\$ 195,000

Project	CTH AB Interchange	Project #	13013
Citywide Element	Effective Government	Project Type	Project

Project Description

This project funds the construction of a new interchange for CTH AB and USH 12. The goal of this project is to provide a safe intersection. The project's scope includes replacement of the intersections at Mill Pond Rd/USH 12 and CTH AB/USH 12 with a new interchange and frontage road system. Multiple crashes involving serious injuries and deaths have occurred in this area. Construction is scheduled for 2022. This is a joint project with the State of Wisconsin Department of Transportation and Ho Chunk Nation.

Project Budget by Funding Source

	2022	2023	2024	2025	2026	2027
GF GO Borrowing	5,000,000	-	-	-	-	-
TOTAL	\$ 5,000,000	\$ -	\$ -	\$ -	\$ -	\$ -

Project
Citywide Element

John Nolen Drive
Land Use and Transportation

Project # **11860**
Project Type **Project**

Project Description

This project is for replacing the causeway bridges on John Nolen Drive between North Shore Drive and Olin Avenue. The goal of the project is to improve the transportation safety for this corridor for pedestrians, bicycles, and motor vehicles. The project's scope includes replacing the six bridges on the John Nolen Dr causeway, which are approaching the end of their service life. The bike path is also planned to be reconstructed to create additional space for bike and pedestrian traffic, particularly where it is narrow over waterways. Pavement is planned for replacement in the corridor. Design is scheduled through 2025 and construction is scheduled for 2026-7. Federal funding is anticipated to be approved in October 2021.

Project Budget by Funding Source

	2022	2023	2024	2025	2026	2027
GF GO Borrowing	-	-	-	-	19,832,000	2,388,000
Non-GF GO Borrowing	-	-	-	-	1,000,000	-
Reserves Applied	-	-	-	5,000	500,000	-
TOTAL	\$ -	\$ -	\$ -	\$ 5,000	\$ 21,332,000	\$ 2,388,000

Project
Citywide Element

Mineral Point Road
Land Use and Transportation

Project # **11131**
Project Type **Project**

Project Description

This project funds the reconstruction of Mineral Point Road from the Beltline (USH 12/18) to High Point Road. The project is proposed to be reconstructed with new pavement, median, and multi-use path. Safety enhancements are proposed for the Mineral Point Road and High Point Road intersection. The goal of the project is to provide new pavement and enhance safety for pedestrians and bicyclists. Federal funds are anticipated to be approved by the MPO in October 2021. Funding shown is the City's cost share.

Project Budget by Funding Source

	2022	2023	2024	2025	2026	2027
GF GO Borrowing	-	1,790,000	-	-	-	-
Reserves Applied	-	350,000	-	-	-	-
Special Assessment	-	191,000	-	-	-	-
TOTAL	\$ -	\$ 2,331,000	\$ -	\$ -	\$ -	\$ -

Project
Citywide Element

Outer Capitol Loop Southeast
Land Use and Transportation

Project # **10303**
Project Type **Project**

Project Description

This project is for reconstructing the southeast section of the Outer Capitol Loop. The goal of this project is to improve the roadway's pavement quality rating and pedestrian experience. The pavement quality rating for the roadway is currently 4 of 10. The project's scope includes reconstruction of East Doty Street from Martin Luther King Jr. Boulevard to South Webster Street and South Pinckney from East Doty Street to East Wilson Street. Funding in 2023 is for construction.

Project Budget by Funding Source

	2022	2023	2024	2025	2026	2027
GF GO Borrowing	-	1,790,000	-	-	-	-
Reserves Applied	-	350,000	-	-	-	-
Special Assessment	-	191,000	-	-	-	-
TOTAL	\$ -	\$ 2,331,000	\$ -	\$ -	\$ -	\$ -

Project	Park Street, South (Olin To RR)	Project #	11133
Citywide Element	Land Use and Transportation	Project Type	Project

Project Description

This project is for reconstructing South Park Street. The goal of the project is to improve the pavement quality of the roadway. The current pavement rating is 4 of 10. The project's scope includes South Park Street from the railroad to Olin Avenue. Construction is planned for 2026. Federal funding assumed in the project budget is not yet secured.

Project Budget by Funding Source

	2022	2023	2024	2025	2026	2027
GF GO Borrowing	-	300,000	-	-	600,000	-
Reserves Applied	-	-	-	-	404,000	-
Special Assessment	-	-	-	-	23,000	-
TOTAL	\$ -	\$ 300,000	\$ -	\$ -	\$ 1,027,000	\$ -

Project	Pavement Management	Project #	10540
Citywide Element	Land Use and Transportation	Project Type	Program

Project Description

This program is for resurfacing, repair, crack sealants, and chip sealing on existing streets. The goal of the program is to extend the life of existing streets. Each year the program resurfaces 8-10 miles, chip seals approximately 75 miles, and crack seals approximately 75 miles. Projects planned in 2022 include: Anderson, Commercial, Hammersley & Mineral Point Rd.

Project Budget by Funding Source

	2022	2023	2024	2025	2026	2027
GF GO Borrowing	10,575,000	10,575,000	10,575,000	11,018,000	11,594,000	12,174,000
Non-GF GO Borrowing	960,000	1,515,000	1,570,000	1,570,000	1,645,000	1,391,000
Reserves Applied	1,123,000	1,295,000	2,455,000	2,523,000	2,961,000	2,317,000
Revenue Bonds	3,123,000	2,742,000	2,606,000	2,706,000	2,524,000	3,311,000
Special Assessment	1,169,000	1,081,000	1,501,000	1,560,000	1,637,000	1,717,000
TOTAL	\$ 16,950,000	\$ 17,208,000	\$ 18,707,000	\$ 19,377,000	\$ 20,361,000	\$ 20,910,000

Project	Pleasant View Road - Phase 1	Project #	10284
Citywide Element	Land Use and Transportation	Project Type	Project

Project Description

This project is for reconstructing Pleasant View Road from US-14 to Old Sauk Road. The goal of this project is to expand the existing roadway and improve the pavement quality. The current pavement rating is 4 of 10. The project's scope includes construction of a four lane roadway with multi-use path and sidewalk to replace the existing two lane roadway. This is a joint project with the City of Middleton, funding shown is the City's cost share. Construction is planned for 2022 and 2023. Federal funding for this project is secured.

Project Budget by Funding Source

	2022	2023	2024	2025	2026	2027
GF GO Borrowing	1,000,000	3,350,000	-	-	-	-
Special Assessment	-	235,000	-	-	-	-
TOTAL	\$ 1,000,000	\$ 3,585,000	\$ -	\$ -	\$ -	\$ -

Project
Citywide Element

Railroad Crossings & Quiet Zones
Land Use and Transportation

Project # **10218**
Project Type **Program**

Project Description

This program is for installing infrastructure for railroad quiet zones. The goal of this program is to provide safe railroad crossings and improve the quality of the neighborhoods adjacent to railroads. The City may create a quiet zone through an application process, which requires funding upgrades and equipment at the designated crossing. Projects planned for 2022 include the Isthmus quiet zone.

Project Budget by Funding Source

	2022	2023	2024	2025	2026	2027
GF GO Borrowing	25,000	25,000	25,000	25,000	25,000	25,000
TIF Proceeds	1,350,000	-	-	-	-	-
TOTAL	\$ 1,375,000	\$ 25,000	\$ 25,000	\$ 25,000	\$ 25,000	\$ 25,000

Project
Citywide Element

Reconstruction Streets
Land Use and Transportation

Project # **10226**
Project Type **Program**

Project Description

This program is for replacing deteriorated streets to maintain neighborhood roadways. The goal of this program is to have less than 30% of local streets with a deficient pavement rating of less than 5 of 10. Projects funded include those where a full street replacement is necessary. Projects planned in 2022 include: Lafollette, Ohio, Talmadge, St. Paul, Jackson, Cedar, Russell, Davies, Dempsey, and Maher.

Project Budget by Funding Source

	2022	2023	2024	2025	2026	2027
GF GO Borrowing	5,985,000	6,815,000	7,665,000	7,972,000	8,370,000	8,789,000
Non-GF GO Borrowing	1,511,000	2,260,000	1,309,000	597,000	1,165,000	1,630,000
Reserves Applied	1,370,000	1,340,000	1,237,000	1,201,000	1,579,000	2,278,000
Revenue Bonds	2,524,000	3,984,000	3,001,000	3,024,000	4,049,000	2,191,000
Special Assessment	2,937,000	3,378,000	3,549,000	3,248,000	3,522,000	3,890,000
State Sources	225,000	225,000	225,000	225,000	225,000	225,000
TIF Proceeds	800,000	3,200,000	750,000	1,500,000	-	-
TOTAL	\$ 15,352,000	\$ 21,202,000	\$ 17,736,000	\$ 17,767,000	\$ 18,910,000	\$ 19,003,000

Project
Citywide Element

University Ave (Shorewood To University Bay)
Land Use and Transportation

Project # **11168**
Project Type **Project**

Project Description

This project is for reconstructing University Avenue from Shorewood Boulevard to University Bay Drive. The goal of this project is to enhance the pedestrian and bicycle facilities in the corridor and also improve the pavement quality and stormwater network. The current pavement quality rating is 4 of 10. The project's scope includes street reconstruction, a new pedestrian and bicycle overpass of University Bay Drive for the Campus Drive path, a new sidewalk on the north side of the street, and wider terraces that will enhance pedestrian safety. The project is being set up to provide transit facilities for future Bus Rapid Transit. Funding in 2022 is for construction. The federal funding for this project has been secured. The Village of Shorewood Hills is providing funding for the project. Funds shown is the City's and Village's cost share.

Project Budget by Funding Source

	2022	2023	2024	2025	2026	2027
GF GO Borrowing	4,220,000	-	-	-	-	-
Non-GF GO Borrowing	9,796,000	-	-	-	-	-
Municipal Capital Participate	7,929,000	-	-	-	-	-
Reserves Applied	222,000	-	-	-	-	-
Revenue Bonds	638,000	-	-	-	-	-
Special Assessment	246,000	-	-	-	-	-
TOTAL	\$ 23,051,000	\$ -	\$ -	\$ -	\$ -	\$ -

Project
Citywide Element

Wilson St (MLK to King)
Land Use and Transportation

Project # **11543**
Project Type **Project**

Project Description

This project is for replacing the pavement on Wilson Street from Martin Luther King Jr Boulevard to King Street. The goal of this project is to improve the pavement rating, which is currently 4 of 10, and enhance the pedestrian and bicycle facilities along the corridor. The project's scope will construct a new cycle track along Wilson Street. Construction is planned for 2024.

Project Budget by Funding Source

	2022	2023	2024	2025	2026	2027
GF GO Borrowing	-	-	1,220,000	-	-	-
Reserves Applied	-	-	247,000	-	-	-
Revenue Bonds	-	-	205,000	-	-	-
Special Assessment	-	-	273,000	-	-	-
TOTAL	\$ -	\$ -	\$ 1,945,000	\$ -	\$ -	\$ -

Engineering - Major Streets

2022 Appropriation Schedule

2022 Appropriation

Executive Budget

	Request	GO Borrowing	Other	Total
Blair Street, S.	1,662,000	500,000	1,162,000	1,662,000
Blair/John Nolen Intersection	848,000	500,000	348,000	848,000
Bridge Repair	300,000	300,000	-	300,000
CTH AB Interchange	5,000,000	5,000,000	-	5,000,000
Neighborhood Traffic Management & Pedestrian Improvements	350,000	-	-	-
Pavement Management	16,950,000	11,535,000	5,415,000	16,950,000
Pleasant View Road - Phase 1	1,000,000	1,000,000	-	1,000,000
Railroad Crossings & Quiet Zones	1,375,000	25,000	1,350,000	1,375,000
Reconstruction Streets	13,729,000	7,496,000	7,856,000	15,352,000
University Ave (Shorewood To University Bay)	23,051,000	14,016,000	9,035,000	23,051,000
Total 2022 Appropriation	\$ 64,265,000	\$ 40,372,000	\$ 25,166,000	\$ 65,538,000

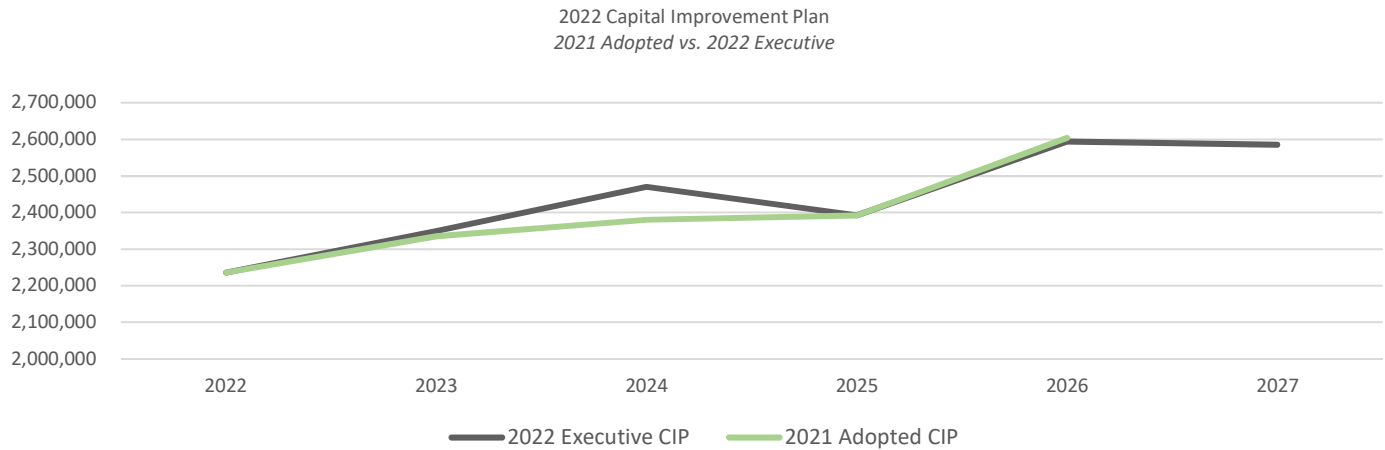
Engineering - Other Projects

Capital Improvement Plan

Project Summary: Executive

	2022	2023	2024	2025	2026	2027
Aerial Photo / Orthophotos	130,000	-	60,000	-	130,000	-
Equipment and Vehicle Replacement	1,931,000	2,025,000	2,120,000	2,205,000	2,271,000	2,385,000
Right of Way Landscaping & Trees	175,000	175,000	180,000	187,000	193,000	200,000
Warning Sirens	-	-	110,000	-	-	-
Waste Oil Collection Sites	-	150,000	-	-	-	-
	\$ 2,236,000	\$ 2,350,000	\$ 2,470,000	\$ 2,392,000	\$ 2,594,000	\$ 2,585,000

Changes from 2021 CIP



Major Changes

- Aerial Photo/Orthophotos
 - Program budget increased \$120k from 2022-2026
- Warning Sirens
 - Program budget decreased by \$40k from 2022-2026
- Waste Oil Collection Sites
 - Program budget increased \$15k in 2023

Engineering - Other Projects

Budget Overview

2022 CIP by Expenditure Type

	2022	2023	2024	2025	2026	2027
Land Improvements	155,000	325,000	180,000	187,000	193,000	200,000
Machinery and Equipment	1,951,000	2,025,000	2,230,000	2,205,000	2,271,000	2,385,000
Other	130,000	-	60,000	-	130,000	-
Total	\$ 2,236,000	\$ 2,350,000	\$ 2,470,000	\$ 2,392,000	\$ 2,594,000	\$ 2,585,000

2022 CIP by Funding Source

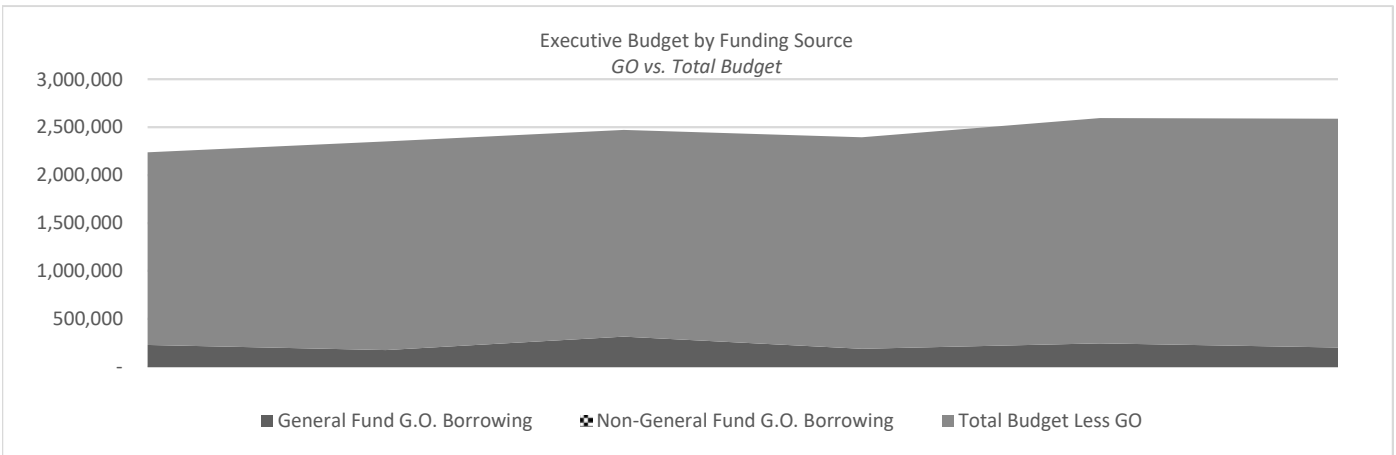
	2022	2023	2024	2025	2026	2027
GF GO Borrowing	227,000	175,000	314,000	187,000	245,000	200,000
Reserves Applied	2,009,000	2,175,000	2,156,000	2,205,000	2,349,000	2,385,000
Total	\$ 2,236,000	\$ 2,350,000	\$ 2,470,000	\$ 2,392,000	\$ 2,594,000	\$ 2,585,000

Borrowing Summary

	2022	2023	2024	2025	2026	2027
Borrowing Schedule						
General Fund G.O. Borrowing	227,000	175,000	314,000	187,000	245,000	200,000
Non-General Fund G.O. Borrowing	-	-	-	-	-	-
Total	\$ 227,000	\$ 175,000	\$ 314,000	\$ 187,000	\$ 245,000	\$ 200,000

Annual Debt Service

General Fund G.O. Borrowing	29,510	22,750	40,820	24,310	31,850	26,000
Non-General Fund G.O. Borrowing	-	-	-	-	-	-



Engineering - Other Projects

Project Overview

Project	Aerial Photo / Orthophotos	Project #	11846
Citywide Element	Effective Government	Project Type	Program

Project Description

This program is for updating the City's GIS base mapping with the aerial photography, contours and impervious area shapes of existing City lands and adjacent areas where the City may expand. The goal of the program is to provide data and imagery to inform City operations, planning and stormwater modeling efforts and requirements. This project completes aerial photography and aerial photos and impervious area identification combined with digital topographic information on an alternating biennial cycle.

Project Budget by Funding Source

	2022	2023	2024	2025	2026	2027
GF GO Borrowing	52,000	-	24,000	-	52,000	-
Reserves Applied	78,000	-	36,000	-	78,000	-
TOTAL	\$ 130,000	\$ -	\$ 60,000	\$ -	\$ 130,000	\$ -

Project	Equipment and Vehicle Replacement	Project #	10576
Citywide Element	Green and Resilient	Project Type	Program

Project Description

This program is for the purchase of vehicles and equipment utilized by the Landfill, Sewer, and Stormwater Utilities. The goal of this program is to provide the necessary transportation and equipment resources for the services provided by these agencies. Vehicles funding include those to support construction and sewer cleaning, with an emphasis on purchase of electric vehicles.

Project Budget by Funding Source

	2022	2023	2024	2025	2026	2027
Reserves Applied	1,931,000	2,025,000	2,120,000	2,205,000	2,271,000	2,385,000
TOTAL	\$ 1,931,000	\$ 2,025,000	\$ 2,120,000	\$ 2,205,000	\$ 2,271,000	\$ 2,385,000

Project
Citywide Element

Right of Way Landscaping & Trees
Green and Resilient

Project # **11082**
Project Type **Program**

Project Description

This program is for landscaping of existing boulevards and rights of way throughout the City. Historically, this has been for planting/replanting of flower/shrub beds; as the City moves to a more sustainable model, funds are primarily used to convert turf islands that are difficult for Parks staff to mow to a low maintenance ground cover of differing types that only require mowing one time per year or less. These ground covers have higher salt tolerance, and provide habitat for pollinators.

Project Budget by Funding Source

	2022	2023	2024	2025	2026	2027
GF GO Borrowing	175,000	175,000	180,000	187,000	193,000	200,000
TOTAL	\$ 175,000	\$ 175,000	\$ 180,000	\$ 187,000	\$ 193,000	\$ 200,000

Project
Citywide Element

Warning Sirens
Effective Government

Project # **11495**
Project Type **Program**

Project Description

This program is for upgrades and expansions to the City's emergency warning siren network. The goal of this program is to maintain the alert system provided by the network of warning sirens. Funding is scheduled for adding additional sirens to support the growing City's needs.

Project Budget by Funding Source

	2022	2023	2024	2025	2026	2027
GF GO Borrowing	-	-	110,000	-	-	-
TOTAL	\$ -	\$ -	\$ 110,000	\$ -	\$ -	\$ -

Project
Citywide Element

Waste Oil Collection Sites
Green and Resilient

Project # **11494**
Project Type **Program**

Project Description

This program is for upgrading/replacing the City's four (4) Waste Oil collection sites. The goal of this program is to provide residents a safe convenient and free location to dispose of waste oil. Further, the City's operational goal is to maintain compliance with WDNR standards and isolate any illicit dumping of waste oil containing polychlorinated biphenyls (PCBs). Projects funded include the last remaining site to complete, the City of Madison Glenway collection site.

Project Budget by Funding Source

	2022	2023	2024	2025	2026	2027
Reserves Applied	-	150,000	-	-	-	-
TOTAL	\$ -	\$ 150,000	\$ -	\$ -	\$ -	\$ -

Engineering - Other Projects

2022 Appropriation Schedule

2022 Appropriation		Executive Budget			
	Request	GO Borrowing	Other	Total	
Aerial Photo / Orthophotos	130,000	52,000	78,000	130,000	
Equipment and Vehicle Replacement	1,931,000	-	1,931,000	1,931,000	
Right of Way Landscaping & Trees	175,000	175,000	-	175,000	
Total 2022 Appropriation	\$ 2,236,000	\$ 227,000	\$ 2,009,000	\$	2,236,000

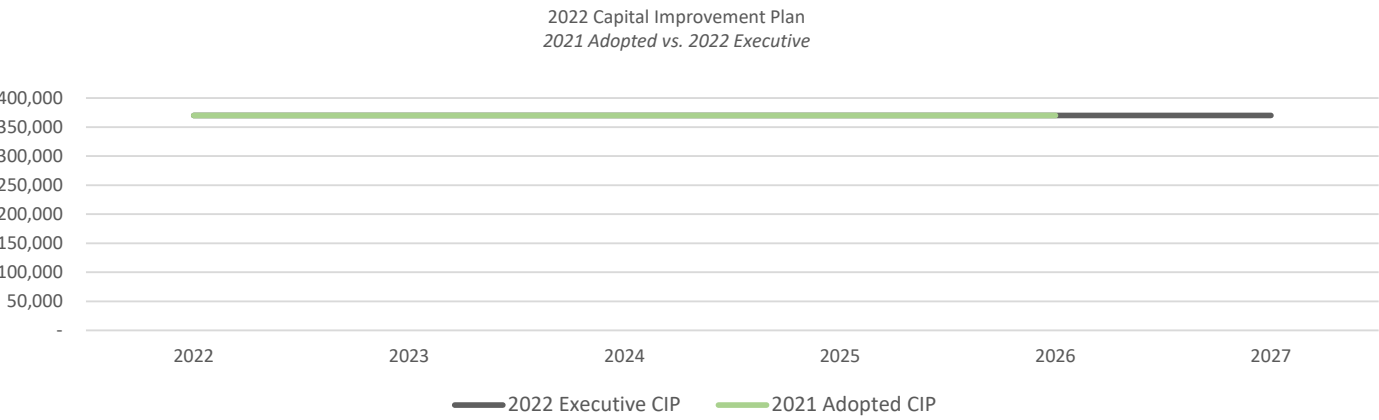
Finance

Capital Improvement Plan

Project Summary: Executive

	2022	2023	2024	2025	2026	2027
Capital Budget Administration	370,000	370,000	370,000	370,000	370,000	370,000
	\$ 370,000	\$ 370,000	\$ 370,000	\$ 370,000	\$ 370,000	\$ 370,000

Changes from 2021 CIP



Major Changes

- No major changes.

Finance

Budget Overview

2022 CIP by Expenditure Type

	2022	2023	2024	2025	2026	2027
Other	370,000	370,000	370,000	370,000	370,000	370,000
Total	\$ 370,000	\$ 370,000	\$ 370,000	\$ 370,000	\$ 370,000	\$ 370,000

2022 CIP by Funding Source

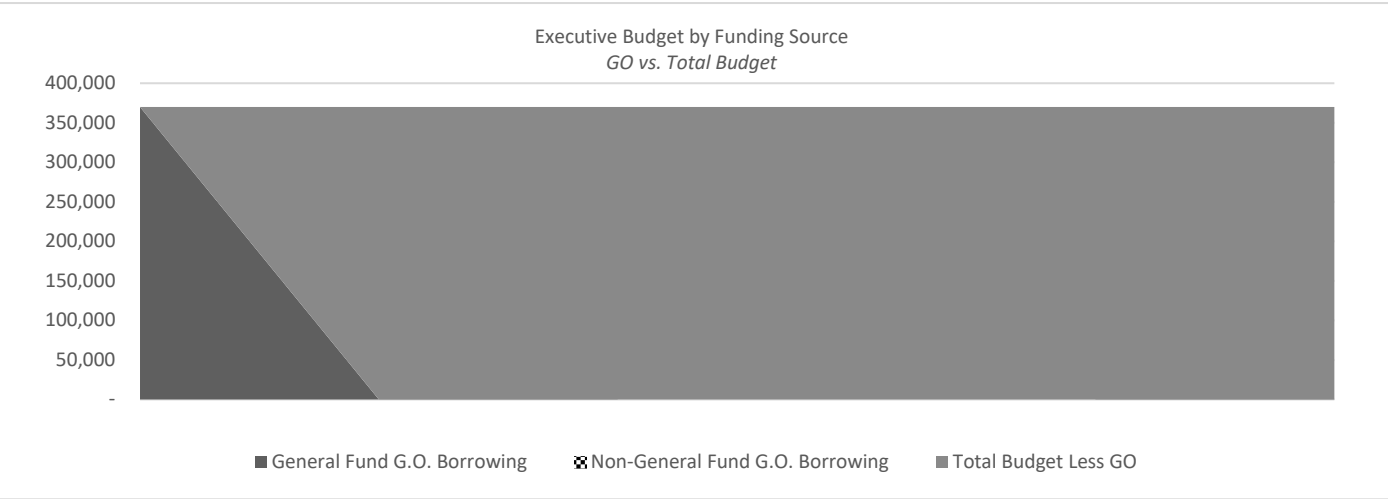
	2022	2023	2024	2025	2026	2027
GF GO Borrowing	370,000	-	-	-	-	-
Transfer In From General Fund	-	370,000	370,000	370,000	370,000	370,000
Total	\$ 370,000	\$ 370,000	\$ 370,000	\$ 370,000	\$ 370,000	\$ 370,000

Borrowing Summary

	2022	2023	2024	2025	2026	2027
Borrowing Schedule						
General Fund G.O. Borrowing	370,000	-	-	-	-	-
Non-General Fund G.O. Borrowing	-	-	-	-	-	-
Total	\$ 370,000	\$ -	\$ -	\$ -	\$ -	\$ -

Annual Debt Service

General Fund G.O. Borrowing	48,100	-	-	-	-	-
Non-General Fund G.O. Borrowing	-	-	-	-	-	-



Project Overview

Project	Capital Budget Administration	Project #	12509
Citywide Element	Effective Government	Project Type	Program

Project Description

This program is for costs associated with administering and overseeing the City’s capital budget and Capital Improvement Plan. These costs are primarily staffing costs from the Finance Department for time spent building the capital budget and administering the budget. The proposed amount is based on results from the Cost Allocation study that was completed in the Summer of 2020. The goal of the program is to provide accurate and timely analysis regarding capital budget items.

Project Budget by Funding Source

	2022	2023	2024	2025	2026	2027
GF GO Borrowing	370,000	-	-	-	-	-
Transfer In From General Fund	-	370,000	370,000	370,000	370,000	370,000
TOTAL	\$ 370,000	\$ 370,000	\$ 370,000	\$ 370,000	\$ 370,000	\$ 370,000

2022 Appropriation Schedule

2022 Appropriation	Executive Budget			
	Request	GO Borrowing	Other	Total
Capital Budget Administration	370,000	370,000	-	370,000
Total 2022 Appropriation	\$ 370,000	\$ 370,000	\$ -	\$ 370,000

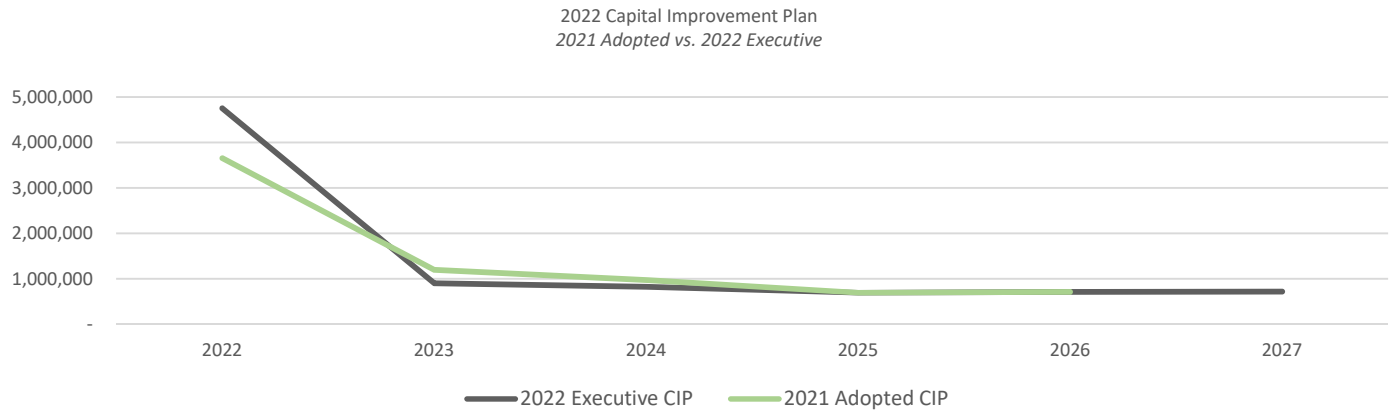
Fire Department

Capital Improvement Plan

Project Summary: Executive

	2022	2023	2024	2025	2026	2027
Communications Equipment	300,000	300,000	165,000	175,000	185,000	195,000
Fire Equipment	500,000	600,000	660,000	520,000	525,000	525,000
Fire Station 6 Remodel	3,957,000	-	-	-	-	-
	\$ 4,757,000	\$ 900,000	\$ 825,000	\$ 695,000	\$ 710,000	\$ 720,000

Changes from 2021 CIP



Major Changes

- Fire Equipment
 - Funding for patient monitors was decreased by \$450,000 (\$300,000 in 2023 and \$150,000 in 2024) due to reallocating existing budget from other equipment purchases.
- Fire Station 6 Remodel
 - Project budget increased \$1,100,000 for an expanded project scope to include an addition to the apparatus bay to house reserve units and a fitness room.

Fire Department

Budget Overview

2022 CIP by Expenditure Type

	2022	2023	2024	2025	2026	2027
Building	3,957,000	-	-	-	-	-
Machinery and Equipment	800,000	900,000	825,000	695,000	710,000	720,000
Total	\$ 4,757,000	\$ 900,000	\$ 825,000	\$ 695,000	\$ 710,000	\$ 720,000

2022 CIP by Funding Source

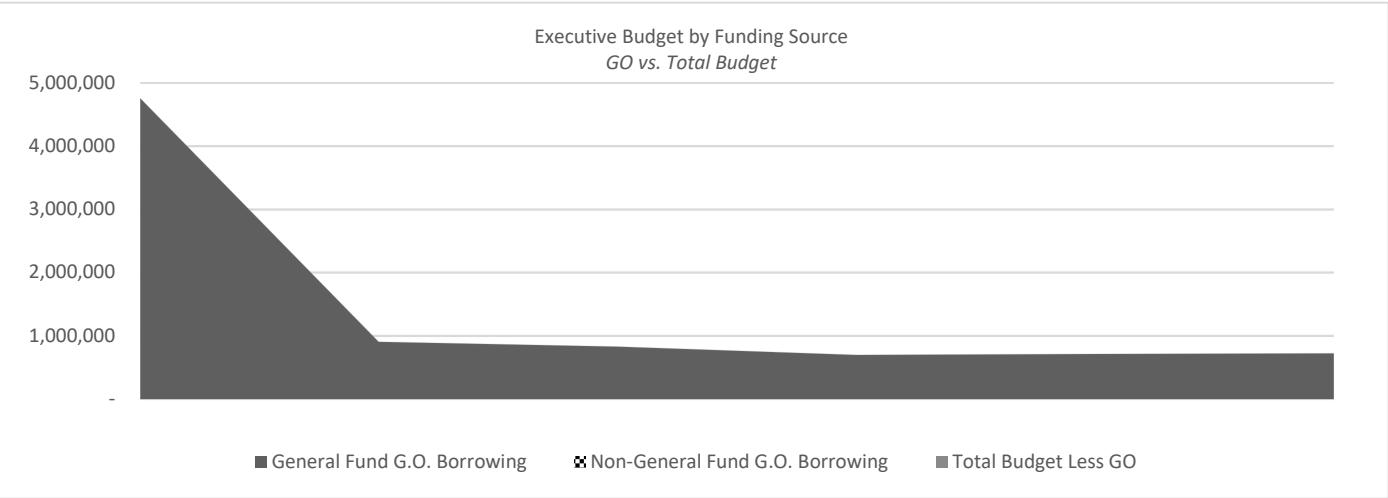
	2022	2023	2024	2025	2026	2027
GF GO Borrowing	4,757,000	900,000	825,000	695,000	710,000	720,000
Total	\$ 4,757,000	\$ 900,000	\$ 825,000	\$ 695,000	\$ 710,000	\$ 720,000

Borrowing Summary

	2022	2023	2024	2025	2026	2027
Borrowing Schedule						
General Fund G.O. Borrowing	4,757,000	900,000	825,000	695,000	710,000	720,000
Non-General Fund G.O. Borrowing	-	-	-	-	-	-
Total	\$ 4,757,000	\$ 900,000	\$ 825,000	\$ 695,000	\$ 710,000	\$ 720,000

Annual Debt Service

General Fund G.O. Borrowing	618,410	117,000	107,250	90,350	92,300	93,600
Non-General Fund G.O. Borrowing	-	-	-	-	-	-



Fire Department

Project Overview

Project	Communications Equipment	Project #	17226
Citywide Element	Effective Government	Project Type	Program

Project Description

This program funds communication equipment including portable and vehicle radios, upgrades and accessories. The goal of the program is to ensure seamless communication between the Command Center, responding units and personnel on the scene. The primary use of funding is for portable radio replacements and vehicle radio replacements.

Project Budget by Funding Source

	2022	2023	2024	2025	2026	2027
GF GO Borrowing	300,000	300,000	165,000	175,000	185,000	195,000
TOTAL	\$ 300,000	\$ 300,000	\$ 165,000	\$ 175,000	\$ 185,000	\$ 195,000

Project	Fire Equipment	Project #	17225
Citywide Element	Effective Government	Project Type	Program

Project Description

This program funds the replacement of safety, rescue, and other operational equipment utilized by the Fire Department. The goal of the program is to have adequate operational equipment to attend to emergency fires, rescues and EMS incidents. Funding in 2022 is for routine replacements (turnout gear, fire hose, SCBA replacements).

Project Budget by Funding Source

	2022	2023	2024	2025	2026	2027
GF GO Borrowing	500,000	600,000	660,000	520,000	525,000	525,000
TOTAL	\$ 500,000	\$ 600,000	\$ 660,000	\$ 520,000	\$ 525,000	\$ 525,000

Project	Fire Station 6 Remodel	Project #	17040
Citywide Element	Effective Government	Project Type	Project

Project Description

This project is for the remodel of Fire Station #6 located on Madison's south side. The goal of the project is to increase capacity at the existing location to serve the Town of Madison and to upgrade the facility to provide accommodations for a diverse workforce. The remodel will also incorporate operational and technological updates including mechanical upgrades and a redesign of living space for fire personnel to include separate gender facilities. The project budget increased in 2021 by \$1,100,000 for an expanded project scope to include an addition to the apparatus bay to house reserve units and a fitness room. Construction is scheduled for 2022. No additional ongoing operating costs will result from this project.

Project Budget by Funding Source

	2022	2023	2024	2025	2026	2027
GF GO Borrowing	3,957,000	-	-	-	-	-
TOTAL	\$ 3,957,000	\$ -	\$ -	\$ -	\$ -	\$ -

Fire Department

2022 Appropriation Schedule

2022 Appropriation		Executive Budget			
	Request	GO Borrowing	Other	Total	
Communications Equipment	300,000	300,000	-	300,000	
Fire Equipment	500,000	500,000	-	500,000	
Fire Station 6 Remodel	3,957,000	3,957,000	-	3,957,000	
Total 2022 Appropriation	\$ 4,757,000	\$ 4,757,000	\$ -	\$ 4,757,000	

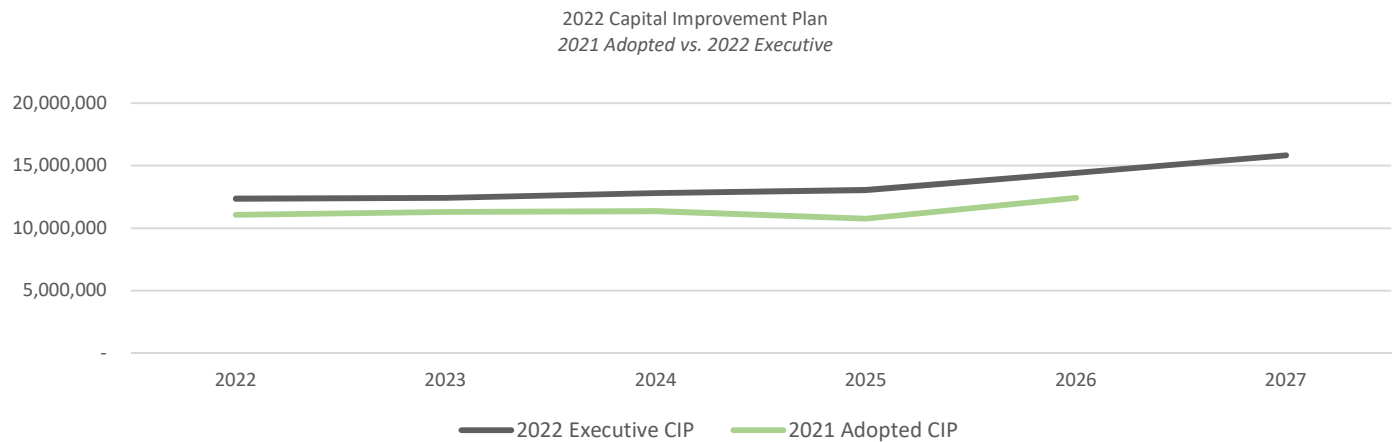
Fleet Service

Capital Improvement Plan

Project Summary: Executive

	2022	2023	2024	2025	2026	2027
Electric Heavy Trucks and Infrastructure	850,000	800,000	800,000	1,650,000	1,650,000	1,650,000
Fire Apparatus / Rescue Veh	3,205,000	3,035,000	3,425,000	2,150,000	2,920,000	4,220,000
Fleet Equipment Replacement	8,300,000	8,600,000	8,560,000	9,250,000	9,850,000	9,950,000
	\$ 12,355,000	\$ 12,435,000	\$ 12,785,000	\$ 13,050,000	\$ 14,420,000	\$ 15,820,000

Changes from 2021 CIP



Major Changes

- Electric Heavy Trucks and Infrastructure
 - \$7.4m program added to CIP
- Fire Apparatus/Rescue Veh
 - Program budget increased \$685k from 2022-2026
- Fleet Equipment Replacement
 - Program budget increased \$1.7m from 2022-2026

Fleet Service

Budget Overview

2022 CIP by Expenditure Type

	2022	2023	2024	2025	2026	2027
Machinery and Equipment	12,355,000	12,435,000	12,785,000	13,050,000	14,420,000	15,820,000
Total	\$ 12,355,000	\$ 12,435,000	\$ 12,785,000	\$ 13,050,000	\$ 14,420,000	\$ 15,820,000

2022 CIP by Funding Source

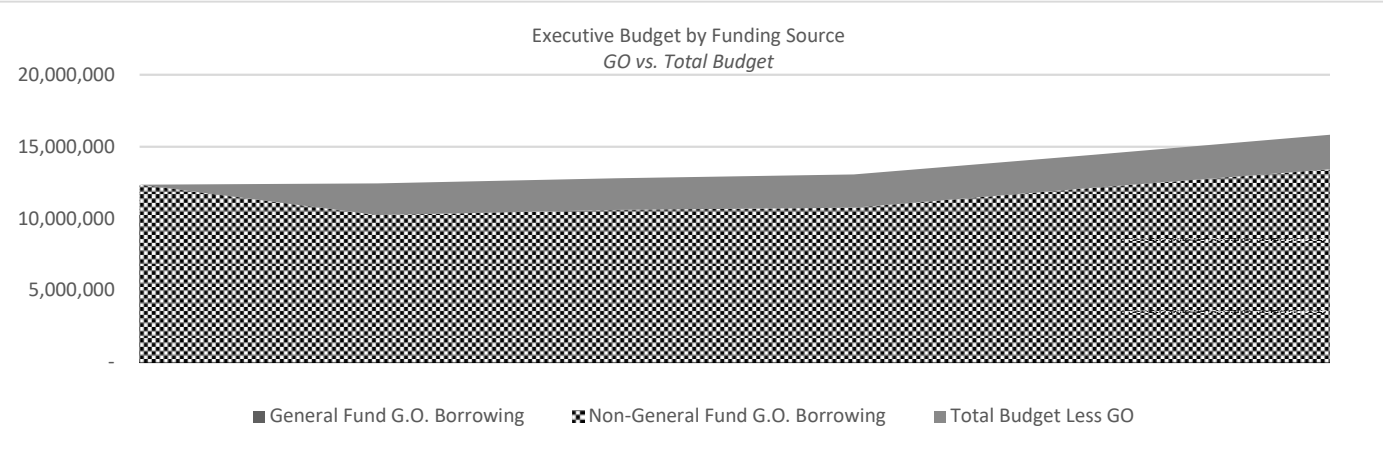
	2022	2023	2024	2025	2026	2027
Non-GF GO Borrowing	12,355,000	10,235,000	10,585,000	10,750,000	12,120,000	13,420,000
Transfer In From General Fund	-	2,200,000	2,200,000	2,300,000	2,300,000	2,400,000
Total	\$ 12,355,000	\$ 12,435,000	\$ 12,785,000	\$ 13,050,000	\$ 14,420,000	\$ 15,820,000

Borrowing Summary

	2022	2023	2024	2025	2026	2027
Borrowing Schedule						
General Fund G.O. Borrowing	-	-	-	-	-	-
Non-General Fund G.O. Borrowing	12,355,000	10,235,000	10,585,000	10,750,000	12,120,000	13,420,000
Total	\$ 12,355,000	\$ 10,235,000	\$ 10,585,000	\$ 10,750,000	\$ 12,120,000	\$ 13,420,000

Annual Debt Service

General Fund G.O. Borrowing	-	-	-	-	-	-
Non-General Fund G.O. Borrowing	1,606,150	1,330,550	1,376,050	1,397,500	1,575,600	1,744,600



Fleet Service

Project Overview

Project	Electric Heavy Trucks and Infrastructure	Project #	13625
Citywide Element	Green and Resilient	Project Type	Program

Project Description

This project is to fund the incremental costs associated with replacing diesel powered heavy duty trucks with electric heavy duty trucks. These vehicles have a much higher initial cost to purchase and require infrastructure equipment and upgrades. The scope of this project is to fund electric refuse trucks for the Streets and Parks divisions. The funding will also provide the necessary charging infrastructure equipment and installation.

Project Budget by Funding Source

	2022	2023	2024	2025	2026	2027
Non-GF GO Borrowing	850,000	800,000	800,000	1,650,000	1,650,000	1,650,000
TOTAL	\$ 850,000	\$ 800,000	\$ 800,000	\$ 1,650,000	\$ 1,650,000	\$ 1,650,000

Project	Fire Apparatus / Rescue Veh	Project #	12504
Citywide Element	Green and Resilient	Project Type	Program

Project Description

This program is for purchasing fire apparatus and rescue vehicles. The goal of the program is to maintain a high quality fleet of fire apparatus and emergency vehicles. Program success is measured by analyzing daily availability rates of the fire fleet. Funding in 2019 will be used to purchase seven vehicles, including two ambulances and one ladder truck.

Project Budget by Funding Source

	2022	2023	2024	2025	2026	2027
Non-GF GO Borrowing	3,205,000	3,035,000	3,425,000	2,150,000	2,920,000	4,220,000
TOTAL	\$ 3,205,000	\$ 3,035,000	\$ 3,425,000	\$ 2,150,000	\$ 2,920,000	\$ 4,220,000

Project	Fleet Equipment Replacement	Project #	17060
Citywide Element	Green and Resilient	Project Type	Program

Project Description

This program funds the replacement of the City's general fleet. The program's goal is to replace vehicles in accordance with the master replacement schedule ensuring city staff have access to safe, reliable vehicles when providing their services. Funding in 2020 will be used to purchase 90 pieces of equipment.

Project Budget by Funding Source

	2022	2023	2024	2025	2026	2027
Non-GF GO Borrowing	8,300,000	6,400,000	6,360,000	6,950,000	7,550,000	7,550,000
Transfer In From General Fund	-	2,200,000	2,200,000	2,300,000	2,300,000	2,400,000
TOTAL	\$ 8,300,000	\$ 8,600,000	\$ 8,560,000	\$ 9,250,000	\$ 9,850,000	\$ 9,950,000

Fleet Service

2022 Appropriation Schedule

2022 Appropriation		Executive Budget			
	Request	GO Borrowing	Other	Total	
Electric Heavy Trucks and Infrastructure	2,000,000	850,000	-	850,000	
Fire Apparatus / Rescue Veh	3,205,000	3,205,000	-	3,205,000	
Fleet Equipment Replacement	8,300,000	8,300,000	-	8,300,000	
Total 2022 Appropriation	\$ 13,505,000	\$ 12,355,000	\$ -	\$ 12,355,000	

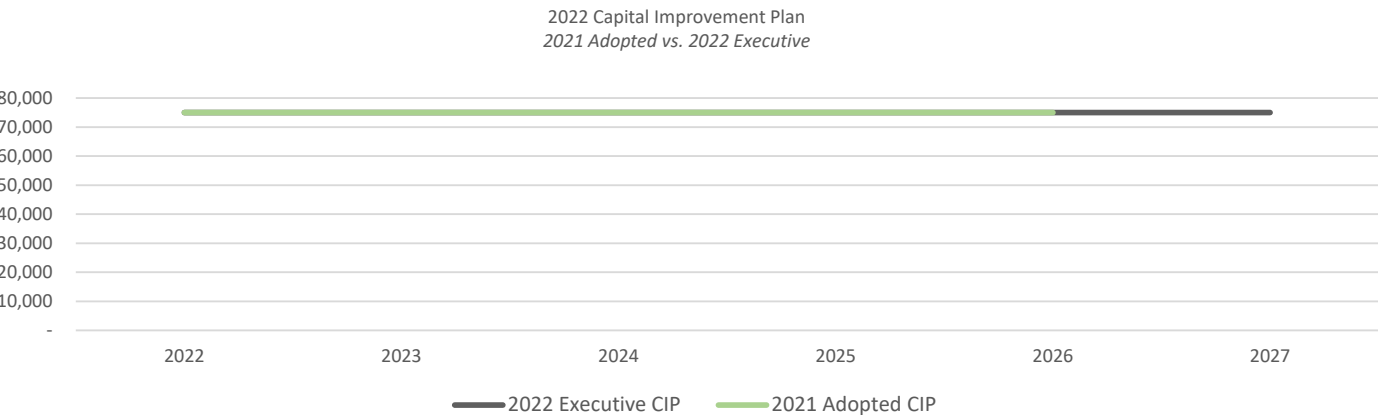
Henry Vilas Zoo

Capital Improvement Plan

Project Summary: Executive

	2022	2023	2024	2025	2026	2027
Henry Vilas Zoo	75,000	75,000	75,000	75,000	75,000	75,000
	\$ 75,000	\$ 75,000	\$ 75,000	\$ 75,000	\$ 75,000	\$ 75,000

Changes from 2021 CIP



Major Changes

- No major changes.

Budget Overview

2022 CIP by Expenditure Type

	2022	2023	2024	2025	2026	2027
Building	75,000	75,000	75,000	75,000	75,000	75,000
Total	\$ 75,000	\$ 75,000	\$ 75,000	\$ 75,000	\$ 75,000	\$ 75,000

2022 CIP by Funding Source

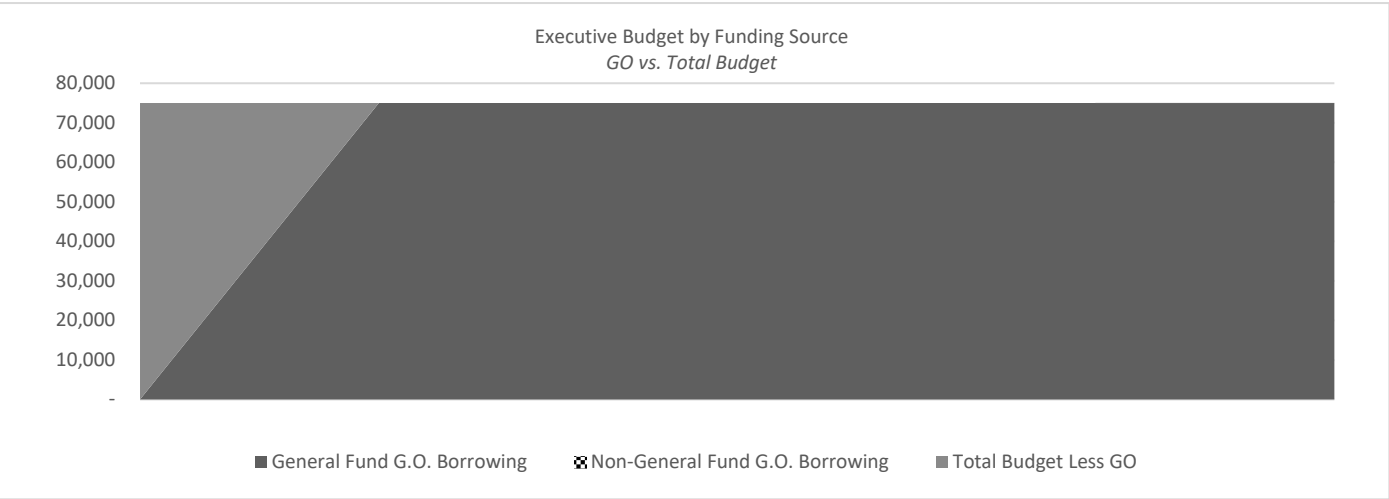
	2022	2023	2024	2025	2026	2027
GF GO Borrowing	-	75,000	75,000	75,000	75,000	75,000
Transfer In From General Fund	75,000	-	-	-	-	-
Total	\$ 75,000	\$ 75,000	\$ 75,000	\$ 75,000	\$ 75,000	\$ 75,000

Borrowing Summary

	2022	2023	2024	2025	2026	2027
Borrowing Schedule						
General Fund G.O. Borrowing	-	75,000	75,000	75,000	75,000	75,000
Non-General Fund G.O. Borrowing	-	-	-	-	-	-
Total	\$ -	\$ 75,000	\$ 75,000	\$ 75,000	\$ 75,000	\$ 75,000

Annual Debt Service

General Fund G.O. Borrowing	-	9,750	9,750	9,750	9,750	9,750
Non-General Fund G.O. Borrowing	-	-	-	-	-	-



Henry Vilas Zoo

Project Overview

Project	Henry Vilas Zoo	Project #	11215
Citywide Element	Culture and Character	Project Type	Program

Project Description

This program provides funding for improvements at the Henry Vilas Zoo. Under the current agreement, Zoo operating costs are split between Dane County and the City of Madison on a 80:20 ratio, while capital costs are shared on a voluntary basis. The goal of the program is to participate in the maintenance of the quality and safety of the various buildings and land improvements at Henry Vilas Zoo to enhance visitors' experiences. Specific projects for 2022 include general zoo improvements and design/development of the African Savannah project.

Project Budget by Funding Source

	2022	2023	2024	2025	2026	2027
GF GO Borrowing	-	75,000	75,000	75,000	75,000	75,000
Transfer In From General Fund	75,000	-	-	-	-	-
TOTAL	\$ 75,000	\$ 75,000	\$ 75,000	\$ 75,000	\$ 75,000	\$ 75,000

Henry Vilas Zoo

2022 Appropriation Schedule

2022 Appropriation	Executive Budget			
	Request	GO Borrowing	Other	Total
Henry Vilas Zoo	75,000	-	75,000	75,000
Total 2022 Appropriation	\$ 75,000	\$ -	\$ 75,000	\$ 75,000

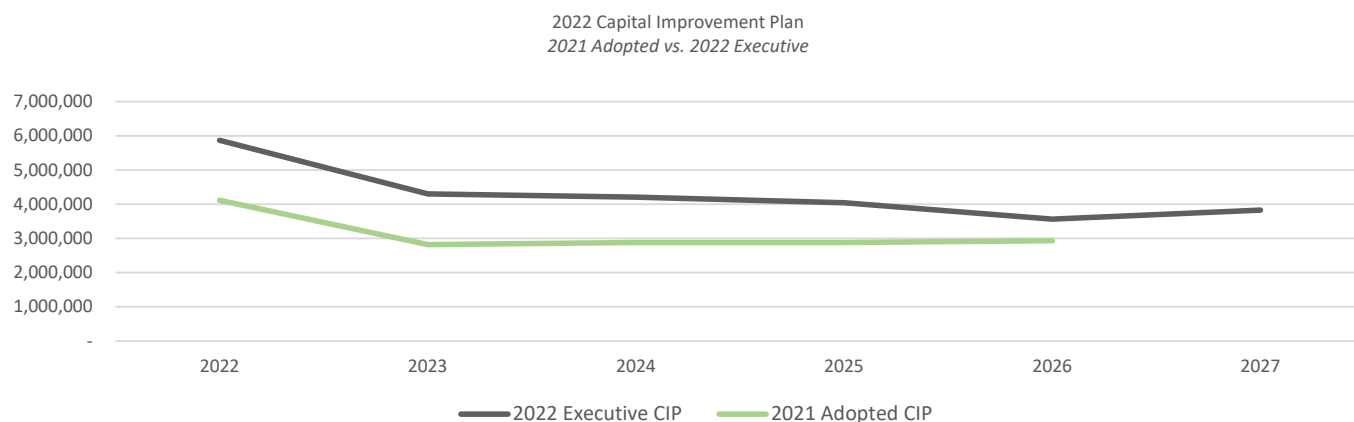
Information Technology

Capital Improvement Plan

Project Summary: Executive

	2022	2023	2024	2025	2026	2027
Audiovisual Systems	260,000	200,000	200,000	200,000	200,000	200,000
Camera Management System	750,000	-	-	-	-	-
Database Lifecycle Management	100,000	350,000	75,000	75,000	75,000	75,000
Digital Accessibility & Engagement	300,000	315,000	250,000	250,000	250,000	250,000
Digital Workplace	250,000	250,000	250,000	250,000	250,000	250,000
Election Equipment	100,000	-	-	-	-	-
Enterprise Business Solutions	205,000	125,000	125,000	125,000	125,000	125,000
Fiber and Wireless Network	705,000	535,000	550,000	450,000	450,000	450,000
Microsoft 365	250,000	-	-	-	-	-
Network Ops & Infrastructure Lifecycle Mngmt	1,305,000	1,240,000	1,545,000	1,200,000	1,200,000	1,200,000
Property Assessment System	600,000	-	-	-	-	-
Security, Risk, and Compliance	305,000	280,000	250,000	250,000	250,000	250,000
Workstation Equipment Lifecycle Management	740,000	1,010,000	965,000	1,245,000	765,000	1,025,000
	\$ 5,870,000	\$ 4,305,000	\$ 4,210,000	\$ 4,045,000	\$ 3,565,000	\$ 3,825,000

Changes from 2021 CIP



Major Changes

- Audiovisual Systems, Camera Management System, and Digital Workplace are all new projects or programs for 2022, resulting in a \$1.26m increase for 2022 and a \$3.06m increase for the entire CIP compared to 2021 Adopted
- Database Lifecycle Management
 - Program budget decreased by \$225k in 2022 but increased by \$50k for the entire CIP when compared to 2021 Adopted
- Digital Accessibility and Engagement
 - Program budget decreased by \$105k in 2022 but increased by \$230k for the entire CIP when compared to 2021 Adopted
- Enterprise Business Solutions
 - Program budget increased by \$80k in 2022 and by \$55k for the entire CIP when compared to 2021 Adopted
- Fiber and Wireless Network
 - Program budget increased by \$125k in 2022 and by \$190k for the entire CIP when compared to 2021 Adopted
- Network Operations and Infrastructure
 - Program budget increased by \$715k in 2022 and by \$3.26m for the entire CIP when compared to 2021 Adopted
 - Program increase in 2022 primarily due to scheduled end-of-life system replacements
- Security, Risk, and Compliance
 - Program budget increased by \$55k in 2022 but decreased by \$315k for the entire CIP when compared to 2021 Adopted
- Workstation Lifecycle Management
 - Program budget decreased by \$250k in 2022 and by \$265k for the entire CIP when compared to 2021 Adopted

Information Technology

Budget Overview

2022 CIP by Expenditure Type

	2022	2023	2024	2025	2026	2027
Fiber Network	507,000	312,000	335,000	232,000	328,000	325,000
Machinery and Equipment	2,037,000	2,063,000	2,387,000	2,319,000	1,834,000	2,091,000
Other	1,749,000	1,261,000	916,000	923,000	833,000	840,000
Software and Licenses	1,577,000	669,000	572,000	571,000	570,000	569,000
Total	\$ 5,870,000	\$ 4,305,000	\$ 4,210,000	\$ 4,045,000	\$ 3,565,000	\$ 3,825,000

2022 CIP by Funding Source

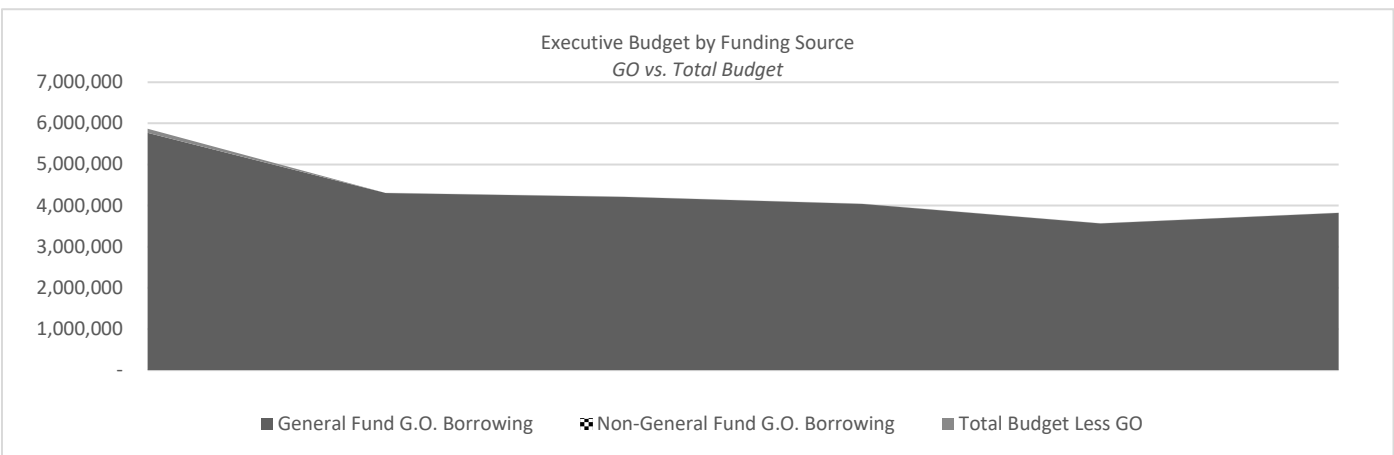
	2022	2023	2024	2025	2026	2027
GF GO Borrowing	5,770,000	4,305,000	4,210,000	4,045,000	3,565,000	3,825,000
Transfer In From General Fund	100,000	-	-	-	-	-
Total	\$ 5,870,000	\$ 4,305,000	\$ 4,210,000	\$ 4,045,000	\$ 3,565,000	\$ 3,825,000

Borrowing Summary

	2022	2023	2024	2025	2026	2027
Borrowing Schedule						
General Fund G.O. Borrowing	5,770,000	4,305,000	4,210,000	4,045,000	3,565,000	3,825,000
Non-General Fund G.O. Borrowing	-	-	-	-	-	-
Total	\$ 5,770,000	\$ 4,305,000	\$ 4,210,000	\$ 4,045,000	\$ 3,565,000	\$ 3,825,000

Annual Debt Service

General Fund G.O. Borrowing	750,100	559,650	547,300	525,850	463,450	497,250
Non-General Fund G.O. Borrowing	-	-	-	-	-	-



Information Technology

Project Overview

Project	Audiovisual Systems	Project #	13535
Citywide Element	Effective Government	Project Type	Program

Project Description

This program funds audiovisual products and systems, including flat panel displays, digital signage, projectors, videoconferencing products, and AV recording devices for training, collaborative conferencing, information displays, remote control monitoring, and Boards, Commission, and Committee meetings. The goal of this program is to improve digital inclusion, creating more opportunities for residents to access City services, engage in City government through technology, and expand digital collaboration options for City staff. Projects planned for 2022 include network gear upgrades for virtual meetings, videoconference equipment installation for City spaces, a fiber transmission project, and a digital signage software upgrade to the cloud.

Project Budget by Funding Source

	2022	2023	2024	2025	2026	2027
GF GO Borrowing	260,000	200,000	200,000	200,000	200,000	200,000
TOTAL	\$ 260,000	\$ 200,000	\$ 200,000	\$ 200,000	\$ 200,000	\$ 200,000

Project	Camera Management System	Project #	13534
Citywide Element	Healthy and Safe	Project Type	Project

Project Description

This project funds the replacement of the current end-of-life Enterprise Camera Management System that manages the City's public safety and traffic cameras. The goal of this program is to grow and strengthen the City's technology infrastructure and operations by aligning with Information Technology's system modernization goals, renewing the City's supported technologies according to industry and operational standards.

Project Budget by Funding Source

	2022	2023	2024	2025	2026	2027
GF GO Borrowing	750,000	-	-	-	-	-
TOTAL	\$ 750,000	\$ -	\$ -	\$ -	\$ -	\$ -

Project	Database Lifecycle Management	Project #	12413
Citywide Element	Effective Government	Project Type	Program

Project Description

This program maintains the City's database infrastructure, hardware, software, licensing, upgrades, and tools. The goal of this program is to maintain a strong and secure technology infrastructure backbone. Projects planned for 2022 include SQL licensing and database infrastructure management.

Project Budget by Funding Source

	2022	2023	2024	2025	2026	2027
GF GO Borrowing	100,000	350,000	75,000	75,000	75,000	75,000
TOTAL	\$ 100,000	\$ 350,000	\$ 75,000	\$ 75,000	\$ 75,000	\$ 75,000

Project	Digital Accessibility & Engagement	Project #	12417
Citywide Element	Effective Government	Project Type	Program

Project Description

This program develops and supports new technology and online systems, which improve accessibility and interaction with City services. The City's Government Access Television Channel, Madison City Channel, is also a key component of improving digital inclusion and resident engagement. The goal of this program is to improve digital inclusion, creating more opportunities for residents to access City services and engage in City government through technology. Projects planned for 2022 include the Media Team's hardware and software end-of-life replacements and streaming system upgrades.

Project Budget by Funding Source

	2022	2023	2024	2025	2026	2027
GF GO Borrowing	300,000	315,000	250,000	250,000	250,000	250,000
TOTAL	\$ 300,000	\$ 315,000	\$ 250,000	\$ 250,000	\$ 250,000	\$ 250,000

Project	Digital Workplace	Project #	13537
Citywide Element	Effective Government	Project Type	Program

Project Description

This program funds increased access to shared online services, opportunities for flexible collaboration, and continuing the transition of modernizing paper-based processes to digital processes to meet the needs of City employees, business and community partners, and Madison residents. The goal of this program is to support the growing digital workplace as the City's working environments are constantly evolving. Projects planned for 2022 include adding hosts and licenses for virtualization of services.

Project Budget by Funding Source

	2022	2023	2024	2025	2026	2027
GF GO Borrowing	250,000	250,000	250,000	250,000	250,000	250,000
TOTAL	\$ 250,000	\$ 250,000	\$ 250,000	\$ 250,000	\$ 250,000	\$ 250,000

Project	Election Equipment	Project #	13806
Citywide Element	Effective Government	Project Type	Project

Project Description

This project is for purchasing election equipment to support the Final Attachment of the Town of Madison in November 2022. The goal of this project is to support administration of elections at additional election sites following the Final Attachment. The project scope includes five election machines.

Project Budget by Funding Source

	2022	2023	2024	2025	2026	2027
Transfer In From General Fund	100,000	-	-	-	-	-
TOTAL	\$ 100,000	\$ -	\$ -	\$ -	\$ -	\$ -

Project
Citywide Element

Enterprise Business Solutions
Effective Government

Project # **12418**
Project Type **Program**

Project Description

This program supports enterprise-wide systems in order to support the City's growing digital workplace. The goal of this program is to support the increasing number of shared online services and opportunities for flexible collaboration and to continue the transition of modernizing paper-based processes to digital processes to meet the needs of our employees, business and community partners, and Madison residents. Projects planned for 2022 include upgrades to cloud-based systems, data retention inventory system, and hardware reservation system.

Project Budget by Funding Source

	2022	2023	2024	2025	2026	2027
GF GO Borrowing	205,000	125,000	125,000	125,000	125,000	125,000
TOTAL	\$ 205,000	\$ 125,000	\$ 125,000	\$ 125,000	\$ 125,000	\$ 125,000

Project
Citywide Element

Fiber and Wireless Network
Effective Government

Project # **17404**
Project Type **Program**

Project Description

This program expands the City's high-speed fiber optic network. The goal of this program is to improve service delivery through interconnectivity and redundancy to City facilities by expanding the fiber optic infrastructure. The Fiber and Wireless Program supports the IT strategic priority of growing and strengthening our technology infrastructure and operations. Building and maintaining a strong, well-connected fiber network furthers the work of all City agencies' goals and initiatives. Projects planned for 2022 include fiber builds for Fire Station 13, Fleet Services, and Campus Drive.

Project Budget by Funding Source

	2022	2023	2024	2025	2026	2027
GF GO Borrowing	705,000	535,000	550,000	450,000	450,000	450,000
TOTAL	\$ 705,000	\$ 535,000	\$ 550,000	\$ 450,000	\$ 450,000	\$ 450,000

Project
Citywide Element

Microsoft 365
Effective Government

Project # **13086**
Project Type **Project**

Project Description

This project is for the purchase and implementation of Microsoft 365, which migrates the City to a subscription-based model for the City's Microsoft Suite of products. The goal of this project is to grow the City's digital workplace by providing a comprehensive digital toolkit to our customers, improving the way employees and partners collaborate. Transitioning to a subscription-based model will ensure the City continually upgrades when Microsoft releases new versions, rather than through periodic enterprise-wide software upgrades, in compliance with our security standards.

Project Budget by Funding Source

	2022	2023	2024	2025	2026	2027
GF GO Borrowing	250,000	-	-	-	-	-
TOTAL	\$ 250,000	\$ -	\$ -	\$ -	\$ -	\$ -

Project	Network Operations & Infrastructure Lifecycle Management	Project #	12412
Citywide Element	Effective Government	Project Type	Program

Project Description

This program maintains the City's data network, data storage, systems hosting, backups, and internet access, while minimizing downtime to City operations. The goal of this program is to maintain a strong and secure technology infrastructure backbone. Projects planned for 2022 include end-of-life system replacements for switches, servers, core distribution, wireless access points, data center switch routers, and backup infrastructure.

Project Budget by Funding Source

	2022	2023	2024	2025	2026	2027
GF GO Borrowing	1,305,000	1,240,000	1,545,000	1,200,000	1,200,000	1,200,000
TOTAL	\$ 1,305,000	\$ 1,240,000	\$ 1,545,000	\$ 1,200,000	\$ 1,200,000	\$ 1,200,000

Project	Property Assessment System	Project #	10043
Citywide Element	Effective Government	Project Type	Project

Project Description

This project is for the purchase of a new computer system for property assessments, specifically property data management, sales analysis, and property valuation. The goal of the project is to replace an obsolete system from the mid-1990's with a modern system that combines all assessment functions into one integrated program utilized by the City's Assessor's Office. The project scope includes the purchase, deployment, and integration with the City's GIS mapping and other enterprise systems. The anticipated go live date for the system is 2023.

Project Budget by Funding Source

	2022	2023	2024	2025	2026	2027
GF GO Borrowing	600,000	-	-	-	-	-
TOTAL	\$ 600,000	\$ -	\$ -	\$ -	\$ -	\$ -

Project	Security, Risk, and Compliance	Project #	17401
Citywide Element	Effective Government	Project Type	Program

Project Description

This program protects the information contained, processed, or transmitted by information technology systems. This program is also responsible for developing and measuring compliance of security policies and procedures, minimizing risk through implementation of effective technical, administrative, and physical security controls. The goal of this program is to reduce the City's overall risk of security incidents to a moderate level or below. The Security, Risk, & Compliance Program supports the IT strategic priority of upholding a strong and secure technology infrastructure. A secure technology environment allows the City to operate safely and efficiently. By centering work on security, IT and other City agencies proactively protect the City's resources from evolving cybersecurity threats. Projects planned for 2022 include a security vulnerability assessment.

Project Budget by Funding Source

	2022	2023	2024	2025	2026	2027
GF GO Borrowing	305,000	280,000	250,000	250,000	250,000	250,000
TOTAL	\$ 305,000	\$ 280,000	\$ 250,000	\$ 250,000	\$ 250,000	\$ 250,000

Project Description

This program manages the City’s IT hardware and tools on a routine basis to meet modern technology standards and application requirements. The goal of this program is to grow the City’s digital workplace, allowing IT to be more agile in minimizing downtime and improving operational efficiencies to meet our employees’ needs and the City’s goals. Projects planned for 2022 include replacement of over 400 workstation devices along with a series of printer, accessory, and phone replacements.

Project Budget by Funding Source

	2022		2023		2024		2025		2026		2027	
GF GO Borrowing		740,000		1,010,000		965,000		1,245,000		765,000		1,025,000
TOTAL	\$	740,000	\$	1,010,000	\$	965,000	\$	1,245,000	\$	765,000	\$	1,025,000

Information Technology

2022 Appropriation Schedule

2022 Appropriation

Executive Budget

	Request	GO Borrowing	Other	Total
Audiovisual Systems	260,000	260,000	-	260,000
Camera Management System	750,000	750,000	-	750,000
Database Lifecycle Management	100,000	100,000	-	100,000
Digital Accessibility & Engagement	300,000	300,000	-	300,000
Digital Workplace	250,000	250,000	-	250,000
Election Equipment	-	-	100,000	100,000
Enterprise Business Solutions	205,000	205,000	-	205,000
Fiber and Wireless Network	705,000	705,000	-	705,000
Microsoft 365	250,000	250,000	-	250,000
Network Operations & Infrastructure Lifecycle Management	1,305,000	1,305,000	-	1,305,000
Property Assessment System	600,000	600,000	-	600,000
Security, Risk, and Compliance	305,000	305,000	-	305,000
Workstation Equipment Lifecycle Management	740,000	740,000	-	740,000
Total 2022 Appropriation	\$ 5,770,000	\$ 5,770,000	\$ 100,000	\$ 5,870,000

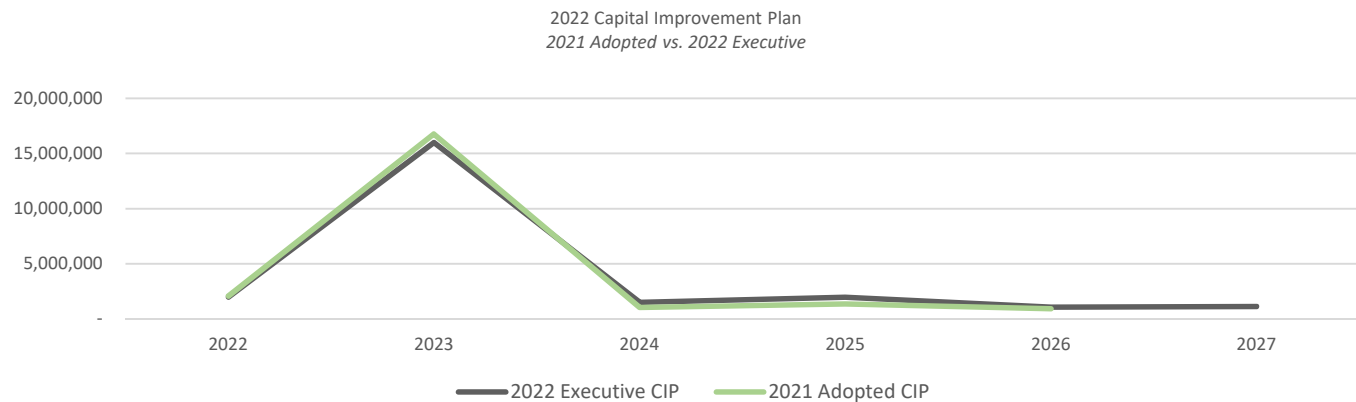
Library

Capital Improvement Plan

Project Summary: Executive

	2022	2023	2024	2025	2026	2027
10 Plus Year Flooring Replacement	-	-	110,000	160,000	-	-
Central Library Improvements	-	100,000	400,000	500,000	-	-
Libr Major Repairs/Replacements	150,000	150,000	160,000	166,000	174,000	182,000
Library Collection	740,000	740,000	860,000	880,000	900,000	945,000
Reindahl Imagination Center / Library	1,100,000	15,000,000	-	-	-	-
Technology Upgrades	-	-	-	287,000	-	-
	\$ 1,990,000	\$ 15,990,000	\$ 1,530,000	\$ 1,993,000	\$ 1,074,000	\$ 1,127,000

Changes from 2021 CIP



Major Changes

- 10 Plus Year Flooring Replacement
 - Project funding decreased \$80,000 due to a new lease for the Hawthorne branch in 2021, which included reimbursement to the Library for building maintenance, including flooring.
- Central Library Improvements
 - Project delayed by moving \$100,000 from 2022 to 2023 and \$900,000 from 2023 to 2024 (\$400,000) and 2025 (\$500,000). This project would occur after the Reindahl Imagination Center construction is completed so that facilities staff are not taking on two major projects in the same year.
- Library Collection
 - Program funding increased \$600,000 based on the recommendation of the Madison Public Library Board (\$20,000 per year) and to accommodate the new Reindahl branch (\$120,000 per year beginning in 2024).

Library

Budget Overview

2022 CIP by Expenditure Type

	2022	2023	2024	2025	2026	2027
Building	1,250,000	15,250,000	670,000	826,000	174,000	182,000
Library Collection	740,000	740,000	860,000	880,000	900,000	945,000
Machinery and Equipment	-	-	-	287,000	-	-
Total	\$ 1,990,000	\$ 15,990,000	\$ 1,530,000	\$ 1,993,000	\$ 1,074,000	\$ 1,127,000

2022 CIP by Funding Source

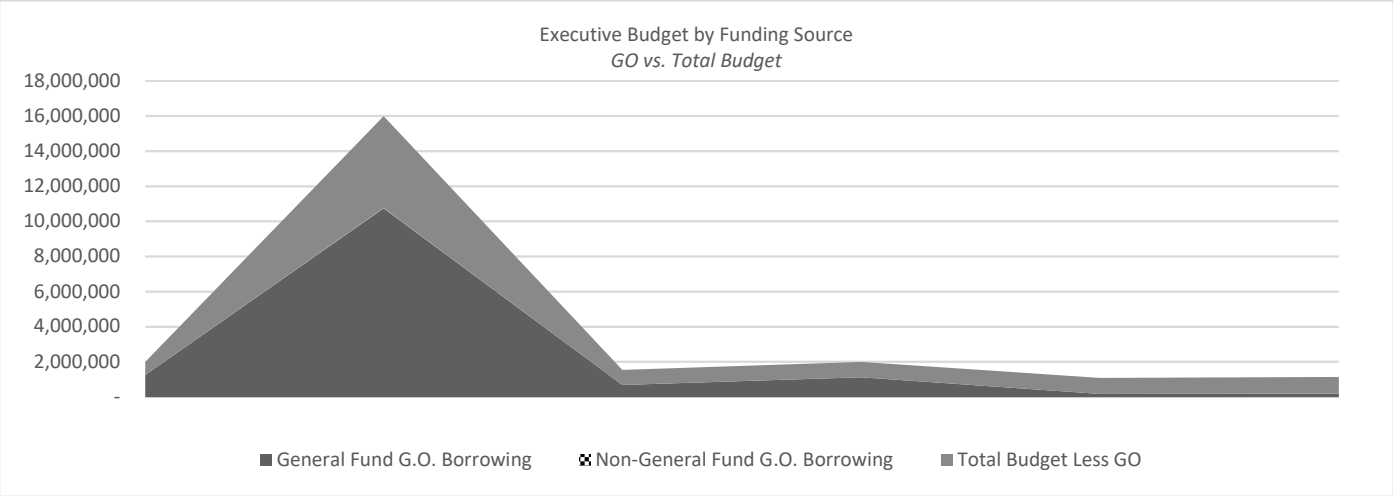
	2022	2023	2024	2025	2026	2027
GF GO Borrowing	1,250,000	10,750,000	670,000	1,113,000	174,000	182,000
Private Contribution/Donation	-	4,500,000	-	-	-	-
Transfer In From General Fund	740,000	740,000	860,000	880,000	900,000	945,000
Total	\$ 1,990,000	\$ 15,990,000	\$ 1,530,000	\$ 1,993,000	\$ 1,074,000	\$ 1,127,000

Borrowing Summary

	2022	2023	2024	2025	2026	2027
Borrowing Schedule						
General Fund G.O. Borrowing	1,250,000	10,750,000	670,000	1,113,000	174,000	182,000
Non-General Fund G.O. Borrowing	-	-	-	-	-	-
Total	\$ 1,250,000	\$ 10,750,000	\$ 670,000	\$ 1,113,000	\$ 174,000	\$ 182,000

Annual Debt Service

General Fund G.O. Borrowing	162,500	1,397,500	87,100	144,690	22,620	23,660
Non-General Fund G.O. Borrowing	-	-	-	-	-	-



Library

Project Overview

Project	10 Plus Year Flooring Replacement	Project #	12406
Citywide Element	Culture and Character	Project Type	Project

Project Description

This project funds the replacement of the flooring at the Alicia Ashman (2024) and Sequoya (2025) libraries. Flooring in these branches is at end of its useful life. The goal of the project is to create a safer and healthier environment.

Project Budget by Funding Source

	2022	2023	2024	2025	2026	2027
GF GO Borrowing	-	-	110,000	160,000	-	-
TOTAL	\$ -	\$ -	\$ 110,000	\$ 160,000	\$ -	\$ -

Project	Central Library Improvements	Project #	17036
Citywide Element	Culture and Character	Project Type	Project

Project Description

This project funds facility improvements to the Central Library to address maintenance that is needed after ten years since the renovation of the facility. The goal of the project is to maintain the condition of the building and equipment. The project's anticipated scope includes new flooring on the third floor, an upgraded Community Room AV system, repainting the facility, major furniture replacement, and design fees. Design for the renovation will occur in 2023 and construction is planned for 2024 and 2025.

Project Budget by Funding Source

	2022	2023	2024	2025	2026	2027
GF GO Borrowing	-	100,000	400,000	500,000	-	-
TOTAL	\$ -	\$ 100,000	\$ 400,000	\$ 500,000	\$ -	\$ -

Project	Libr Major Repairs/Replacements	Project #	17074
Citywide Element	Culture and Character	Project Type	Program

Project Description

This program funds repair and maintenance needs at the nine library locations and the Maintenance Support Center. The goal of the program is to maintain efficient building systems. Funding in 2022 will support painting at the Sequoya and Meadowridge libraries, replacement of a tractor for snow removal, replacement of the main door and access card reader at the Alicia Ashman library, and emergent repairs as necessary.

Project Budget by Funding Source

	2022	2023	2024	2025	2026	2027
GF GO Borrowing	150,000	150,000	160,000	166,000	174,000	182,000
TOTAL	\$ 150,000	\$ 150,000	\$ 160,000	\$ 166,000	\$ 174,000	\$ 182,000

Project
Citywide Element

Library Collection
Culture and Character

Project # **12384**
Project Type **Program**

Project Description

This program funds additions and replacements to Madison Public Library's (MPL) materials collection in all formats, other than electronic resources and periodicals. The goal of the program is to maintain an equitable collection of materials in a variety of formats that meets the cultural, educational, and recreational needs of the Library's patrons. MPL must comply with the Dane County Library Standards for minimum annual material expenditures per capita (2020 standard: \$874,470, MPL purchases \$1,070,618), minimum total items held per capita (2020 standard: 642,993, MPL holdings 770,078), and minimum annual item acquisitions as a percent of items held per capita (2020 standard: 5%, MPL 7.18%). Failure to comply with these standards would subject Madison residents to the Dane County Library Tax.

Project Budget by Funding Source

	2022	2023	2024	2025	2026	2027
Transfer In From General Fund	740,000	740,000	860,000	880,000	900,000	945,000
TOTAL	\$ 740,000	\$ 740,000	\$ 860,000	\$ 880,000	\$ 900,000	\$ 945,000

Project
Citywide Element

Reindahl Imagination Center / Library
Effective Government

Project # **17085**
Project Type **Project**

Project Description

This project funds a new library and Imagination Center on Madison's northeast side. The goal of the project is to provide a safe public space with health and environmental literacy resources and educational opportunities through partnerships with Madison Parks, Community Development, and key eastside health facilities. The project budget assumes an approximately 33,000 square foot building. Funding was provided in 2018 for community outreach and scoping of the project, these efforts remain ongoing. Design is scheduled in 2022; construction is scheduled in 2023. Operating costs of the new facility are estimated to be \$1,400,000 annually.

Project Budget by Funding Source

	2022	2023	2024	2025	2026	2027
GF GO Borrowing	1,100,000	10,500,000	-	-	-	-
Private Contribution/Donation	-	4,500,000	-	-	-	-
TOTAL	\$ 1,100,000	\$ 15,000,000	\$ -	\$ -	\$ -	\$ -

Project
Citywide Element

Technology Upgrades
Effective Government

Project # **12407**
Project Type **Project**

Project Description

This project funds technology upgrades at the Madison Public Library locations. The goal of the project is to allow for more effective communication and security. Specific projects include replacing aging AV equipment and the commercial printer.

Project Budget by Funding Source

	2022	2023	2024	2025	2026	2027
GF GO Borrowing	-	-	-	287,000	-	-
TOTAL	\$ -	\$ -	\$ -	\$ 287,000	\$ -	\$ -

Library

2022 Appropriation Schedule

2022 Appropriation		Executive Budget			
	Request	GO Borrowing	Other	Total	
Libr Major Repairs/Replacements	150,000	150,000	-	150,000	
Library Collection	740,000	-	740,000	740,000	
Reindahl Imagination Center / Library	1,100,000	1,100,000	-	1,100,000	
Total 2022 Appropriation	\$ 1,990,000	\$ 1,250,000	\$ 740,000	\$ 1,990,000	

Mayor's Office

Capital Improvement Plan

Project Summary: Executive

	2022	2023	2024	2025	2026	2027
Sustainability Improvements	1,168,595	850,000	850,000	850,000	850,000	850,000
	\$ 1,168,595	\$ 850,000	\$ 850,000	\$ 850,000	\$ 850,000	\$ 850,000

Changes from 2021 CIP



Major Changes

- Sustainability Improvements

This program moved from Engineering - Facilities Management to the Mayor's Office. The program budget was increased \$246,595 for a Wisconsin Public Service Commission grant for the project "Energy Efficiency in Naturally Occurring Affordable Housing: Implementing Efficient Building Technologies and Preserving Affordable Housing". The program budget was also increased \$250,000 in federal American Rescue Plan Act (ARPA) funding for the Naturally Occurring Affordable Housing (NOAH) Energy Efficiency Program.

Mayor's Office

Budget Overview

2022 CIP by Expenditure Type

	2022	2023	2024	2025	2026	2027
Other	1,168,595	850,000	850,000	850,000	850,000	850,000
Total	\$ 1,168,595	\$ 850,000	\$ 850,000	\$ 850,000	\$ 850,000	\$ 850,000

2022 CIP by Funding Source

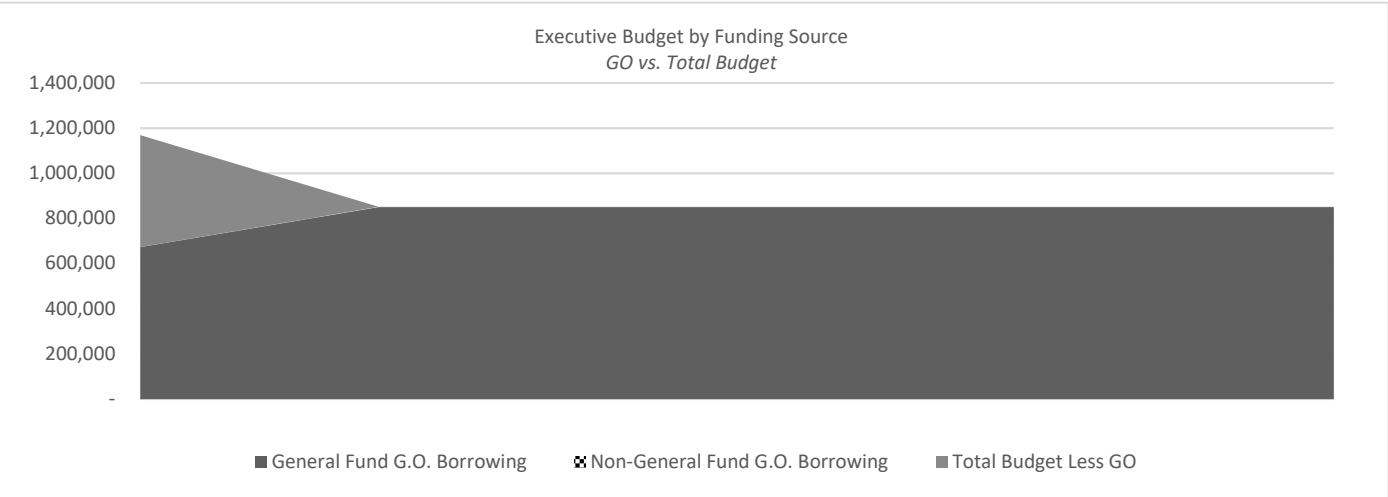
	2022	2023	2024	2025	2026	2027
GF GO Borrowing	672,000	850,000	850,000	850,000	850,000	850,000
Federal Sources	250,000	-	-	-	-	-
State Sources	246,595	-	-	-	-	-
Total	\$ 1,168,595	\$ 850,000	\$ 850,000	\$ 850,000	\$ 850,000	\$ 850,000

Borrowing Summary

	2022	2023	2024	2025	2026	2027
Borrowing Schedule						
General Fund G.O. Borrowing	672,000	850,000	850,000	850,000	850,000	850,000
Non-General Fund G.O. Borrowing	-	-	-	-	-	-
Total	\$ 672,000	\$ 850,000	\$ 850,000	\$ 850,000	\$ 850,000	\$ 850,000

Annual Debt Service

General Fund G.O. Borrowing	87,360	110,500	110,500	110,500	110,500	110,500
Non-General Fund G.O. Borrowing	-	-	-	-	-	-



Mayor's Office

Project Overview

Project	Sustainability Improvements	Project #	10563
Citywide Element	Green and Resilient	Project Type	Program

Project Description

This program is for implementation of the City of Madison's sustainability projects. The goal of this program is to transition the City of Madison to operating off of 100% renewable energy and zero net carbon. Projects funded in this program include implementation of the City's Sustainability Plan, the 100% Renewable Madison Report Resiliency Planning, and Renewable Energy Credit (REC) purchases. Projects planned for 2022 include the Wisconsin Public Service Commission grant for the project "Energy Efficiency in Naturally Occurring Affordable Housing: Implementing Efficient Building Technologies and Preserving Affordable Housing" and ARPA funding for the Naturally Occurring Affordable Housing (NOAH) Energy Efficiency Program.

Project Budget by Funding Source

	2022	2023	2024	2025	2026	2027
GF GO Borrowing	672,000	850,000	850,000	850,000	850,000	850,000
Federal Sources	250,000	-	-	-	-	-
State Sources	246,595	-	-	-	-	-
TOTAL	\$ 1,168,595	\$ 850,000	\$ 850,000	\$ 850,000	\$ 850,000	\$ 850,000

2022 Appropriation Schedule

2022 Appropriation	Executive Budget			
	Request	GO Borrowing	Other	Total
Sustainability Improvements	672,000	672,000	496,595	1,168,595
Total 2022 Appropriation	\$ 672,000	\$ 672,000	\$ 496,595	\$ 1,168,595

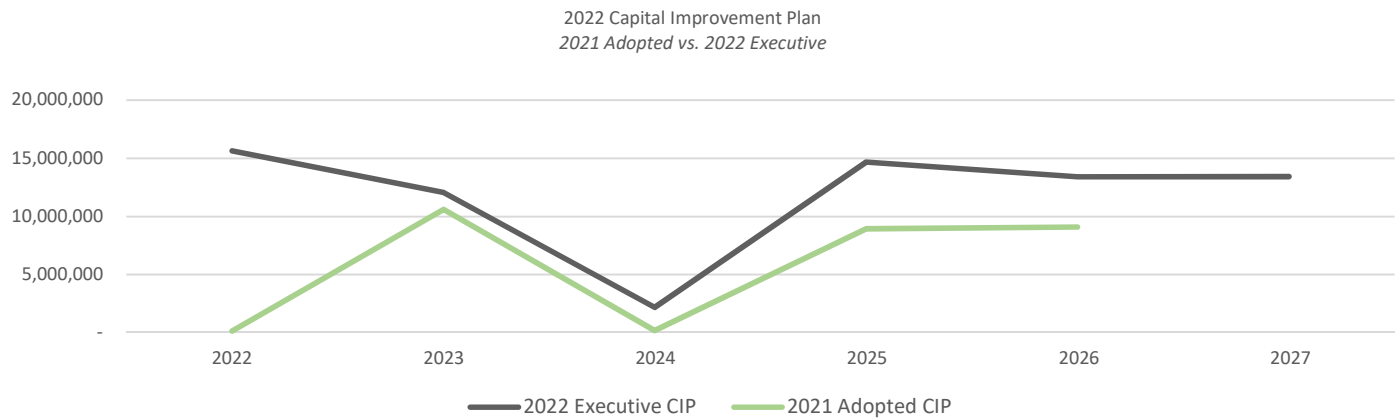
Metro Transit

Capital Improvement Plan

Project Summary: Executive

	2022	2023	2024	2025	2026	2027
Facilities Repairs and Improvement	-	10,000,000	40,000	40,000	40,000	40,000
Transit Coaches	13,522,500	-	-	13,200,000	13,200,000	13,200,000
Transit System Upgrades	2,124,000	2,056,000	2,129,000	1,446,000	178,000	186,000
	\$ 15,646,500	\$ 12,056,000	\$ 2,169,000	\$ 14,686,000	\$ 13,418,000	\$ 13,426,000

Changes from 2021 CIP



Major Changes

- Facilities Repairs and Improvement
 - Funding source changed from Non-General Fund GO Borrowing to General Fund GO Borrowing. Metro's growing debt service requires support through the General Fund subsidy to Metro, which in turn puts stress on the City qualifying under the State's Expenditure Restraint Program (ERP). To address the ERP issue, major facilities projects within Metro's capital budget will be funded from General Fund-supported borrowing with the resulting asset contributed to Metro.
- Transit Coaches
 - \$13.5 million in State funding added in 2022 to utilize Volkswagen settlement funds. Use of these funds requires the City to take a reduction in shared revenues in an amount equal to 75% of the grant award. This reduction is spread equally over 10 years.
 - Total budget increased \$4.8 million in 2025 and \$4.3 million in 2026 compared to the 2021 Adopted CIP, anticipating the purchase of electric buses instead of diesel.
- Transit System Upgrades
 - Similar to the Facilities Repairs and Improvement program, borrowing is changed from Metro-supported to General Fund-supported borrowing to alleviate pressure on qualifying under ERP.
 - Borrowing across 2022 to 2025 increased by \$7 million. This increase is part of Metro's overall plan for using its federal economic recovery funding. The Bus Rapid Transit project in Transportation's budget includes an additional \$7 million in federal economic recovery funds and a corresponding decrease in borrowing. That decrease in borrowing has been applied to the Transit Systems Upgrades program to make investments that will help reduce Metro's long-term operating costs.

Metro Transit

Budget Overview

2022 CIP by Expenditure Type

	2022	2023	2024	2025	2026	2027
Building	-	10,000,000	40,000	40,000	40,000	40,000
Machinery and Equipment	15,646,500	2,056,000	2,129,000	14,646,000	13,378,000	13,386,000
Total	\$ 15,646,500	\$ 12,056,000	\$ 2,169,000	\$ 14,686,000	\$ 13,418,000	\$ 13,426,000

2022 CIP by Funding Source

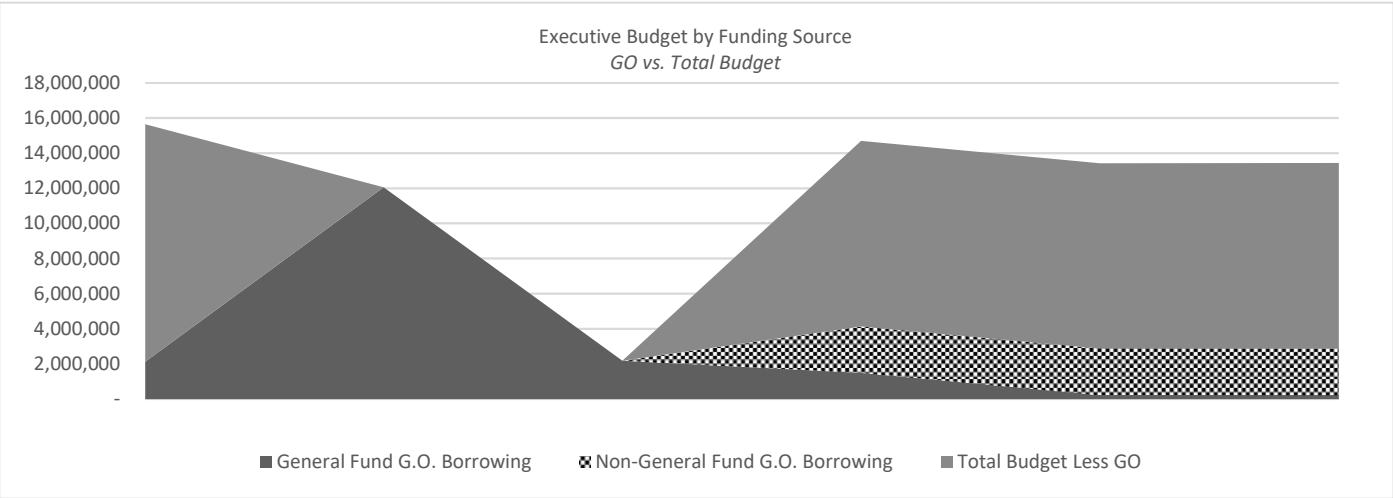
	2022	2023	2024	2025	2026	2027
GF GO Borrowing	2,124,000	12,056,000	2,169,000	1,486,000	218,000	226,000
Non-GF GO Borrowing	-	-	-	2,640,000	2,640,000	2,640,000
Federal Sources	-	-	-	10,560,000	10,560,000	10,560,000
State Sources	13,522,500	-	-	-	-	-
Total	\$ 15,646,500	\$ 12,056,000	\$ 2,169,000	\$ 14,686,000	\$ 13,418,000	\$ 13,426,000

Borrowing Summary

	2022	2023	2024	2025	2026	2027
Borrowing Schedule						
General Fund G.O. Borrowing	2,124,000	12,056,000	2,169,000	1,486,000	218,000	226,000
Non-General Fund G.O. Borrowing	-	-	-	2,640,000	2,640,000	2,640,000
Total	\$ 2,124,000	\$ 12,056,000	\$ 2,169,000	\$ 4,126,000	\$ 2,858,000	\$ 2,866,000

Annual Debt Service

General Fund G.O. Borrowing	276,120	1,567,280	281,970	193,180	28,340	29,380
Non-General Fund G.O. Borrowing	-	-	-	343,200	343,200	343,200



Metro Transit

Project Overview

Project	Facilities Repairs and Improvement	Project #	85002
Citywide Element	Land Use and Transportation	Project Type	Program

Project Description

This program is for major building repairs and improvements to the existing Metro Transit facility at 1101 East Washington Avenue. This program's goal is to ensure that the Metro facility remains usable for at least the next 20 years. The project scope includes recommendations of a 2018 study, which detailed a 4-phase construction plan for the facility. No work is scheduled to occur in 2022, but will resume in 2023 with funding for Phase 3B that provides upgrades to the administrative and support areas. Funding for additional phases, which would include bus storage remodeling and exterior building improvements, is deferred beyond the CIP.

Project Budget by Funding Source

	2022	2023	2024	2025	2026	2027
GF GO Borrowing	-	10,000,000	40,000	40,000	40,000	40,000
TOTAL	\$ -	\$ 10,000,000	\$ 40,000	\$ 40,000	\$ 40,000	\$ 40,000

Project	Transit Coaches	Project #	85001
Citywide Element	Land Use and Transportation	Project Type	Program

Project Description

This program is for the replacement of fixed route transit coaches. The program's goal is to maintain an updated fleet of vehicles for Metro Transit's fixed route service. All transit coaches purchased through this program meet both EPA Emission Standards and Americans with Disabilities Act requirements. Funding in 2022 includes \$13.5m in state Volkswagen settlement funds to replace 40-foot diesel buses. Funding for buses in 2023 and 2024 is included within the Transportation budget to acquire buses for the Bus Rapid Transit Project. Metro anticipates the purchase of electric buses starting in 2025.

Project Budget by Funding Source

	2022	2023	2024	2025	2026	2027
Non-GF GO Borrowing	-	-	-	2,640,000	2,640,000	2,640,000
Federal Sources	-	-	-	10,560,000	10,560,000	10,560,000
State Sources	13,522,500	-	-	-	-	-
TOTAL	\$ 13,522,500	\$ -	\$ -	\$ 13,200,000	\$ 13,200,000	\$ 13,200,000

Project	Transit System Upgrades	Project #	85003
Citywide Element	Land Use and Transportation	Project Type	Program

Project Description

This program is for Metro Transit's equipment and software enhancements. The program's goal is to improve the efficiency of Metro Transit's operations by updating the system tools used for the services provided. The CIP includes an additional \$7m over 2022 to 2025 for capital investments meant to reduce future operating costs and help address the agency's operating deficit.

Project Budget by Funding Source

	2022	2023	2024	2025	2026	2027
GF GO Borrowing	2,124,000	2,056,000	2,129,000	1,446,000	178,000	186,000
TOTAL	\$ 2,124,000	\$ 2,056,000	\$ 2,129,000	\$ 1,446,000	\$ 178,000	\$ 186,000

Metro Transit

2022 Appropriation Schedule

2022 Appropriation	Executive Budget			
	Request	GO Borrowing	Other	Total
Transit Coaches	13,522,500	-	13,522,500	13,522,500
Transit System Upgrades	7,124,000	2,124,000	-	2,124,000
Total 2022 Appropriation	\$ 20,646,500	\$ 2,124,000	\$ 13,522,500	\$ 15,646,500

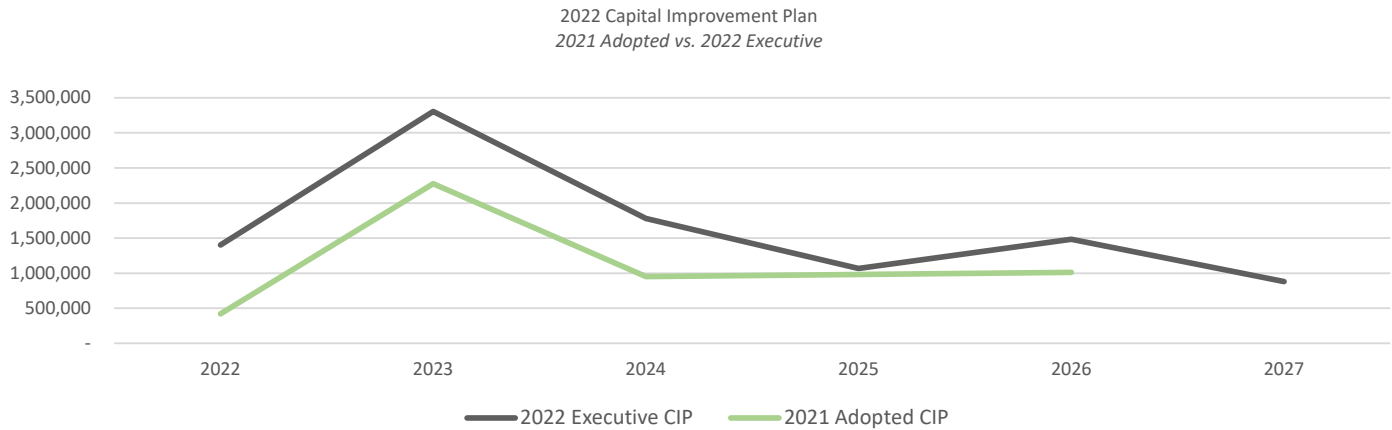
Monona Terrace

Capital Improvement Plan

Project Summary: Executive

	2022	2023	2024	2025	2026	2027
Building and Building Improvements	1,185,000	2,260,000	1,450,500	360,000	735,000	260,000
Machinery and Other Equipment	215,000	1,045,000	330,000	705,000	750,000	620,000
	\$ 1,400,000	\$ 3,305,000	\$ 1,780,500	\$ 1,065,000	\$ 1,485,000	\$ 880,000

Changes from 2021 CIP



Major Changes

- Building and Building Improvements
 - Program budget increased \$2.44m from 2022-2026, with a \$890k increase in 2022
 - Budget increase in 2022 is primarily due to replacement of air walls, tile replacement on the Olin Terrace walkway, and other necessary building repairs
 - Program budget entirely funded by GO borrowing due to insufficient Room Tax revenue
- Machinery and Other Equipment
 - Program budget increased \$960k from 2022-2026, with a \$90k increase in 2022

Monona Terrace

Budget Overview

2022 CIP by Expenditure Type

	2022	2023	2024	2025	2026	2027
Building	1,185,000	2,260,000	1,450,500	360,000	735,000	260,000
Machinery and Equipment	215,000	1,045,000	330,000	705,000	750,000	620,000
Total	\$ 1,400,000	\$ 3,305,000	\$ 1,780,500	\$ 1,065,000	\$ 1,485,000	\$ 880,000

2022 CIP by Funding Source

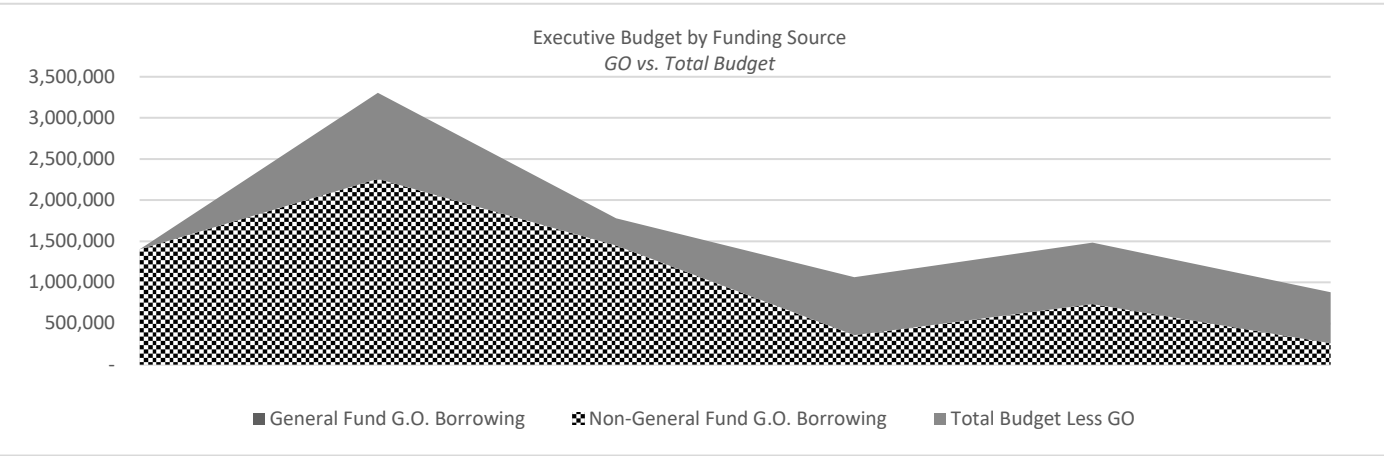
	2022	2023	2024	2025	2026	2027
Non-GF GO Borrowing	1,400,000	2,260,000	1,450,500	360,000	735,000	260,000
Room Tax	-	1,045,000	330,000	705,000	750,000	620,000
Total	\$ 1,400,000	\$ 3,305,000	\$ 1,780,500	\$ 1,065,000	\$ 1,485,000	\$ 880,000

Borrowing Summary

	2022	2023	2024	2025	2026	2027
Borrowing Schedule						
General Fund G.O. Borrowing	-	-	-	-	-	-
Non-General Fund G.O. Borrowing	1,400,000	2,260,000	1,450,500	360,000	735,000	260,000
Total	\$ 1,400,000	\$ 2,260,000	\$ 1,450,500	\$ 360,000	\$ 735,000	\$ 260,000

Annual Debt Service

General Fund G.O. Borrowing	-	-	-	-	-	-
Non-General Fund G.O. Borrowing	182,000	293,800	188,565	46,800	95,550	33,800



Monona Terrace

Project Overview

Project	Building and Building Improvements	Project #	10031
Citywide Element	Culture and Character	Project Type	Program

Project Description

This program funds building improvements at the Monona Terrace Convention Center. The goal of the program is to increase efficiency, reduce maintenance costs, and improve customer experience at the Monona Terrace. Projects planned for 2022 include air wall replacement in the exhibition hall and ballroom, tile replacement on the Olin Terrace walkway, exterior building cleaning, audio system upgrades, and rooftop landscaping improvements. Increased budget in 2023 and 2024 is for a major renovation of the Monona Terrace, which is completed on a ten-year cycle. Funding to ensure Monona Terrace major capital needs are addressed will require long-range planning by the Room Tax Commission, including setting aside revenue in capital reserves.

Project Budget by Funding Source

	2022	2023	2024	2025	2026	2027
Non-GF GO Borrowing	1,185,000	2,260,000	1,450,500	360,000	735,000	260,000
TOTAL	\$ 1,185,000	\$ 2,260,000	\$ 1,450,500	\$ 360,000	\$ 735,000	\$ 260,000

Project	Machinery and Other Equipment	Project #	10037
Citywide Element	Culture and Character	Project Type	Program

Project Description

This program funds machinery and equipment purchases at Monona Terrace. The program's goal is to provide a safe environment for clients and guests and to increase overall customer satisfaction. Projects planned for 2022 include table replacement, heat exchanger upgrades, battery backup replacement, and riding vacuums and carpet extractor replacement.

Project Budget by Funding Source

	2022	2023	2024	2025	2026	2027
Non-GF GO Borrowing	215,000	-	-	-	-	-
Room Tax	-	1,045,000	330,000	705,000	750,000	620,000
TOTAL	\$ 215,000	\$ 1,045,000	\$ 330,000	\$ 705,000	\$ 750,000	\$ 620,000

Monona Terrace

2022 Appropriation Schedule

2022 Appropriation		Executive Budget			
	Request	GO Borrowing	Other	Total	
Building and Building Improvements	1,185,000	1,185,000	-	1,185,000	
Machinery and Other Equipment	215,000	215,000	-	215,000	
Total 2022 Appropriation	\$ 1,400,000	\$ 1,400,000	\$ -	\$ 1,400,000	

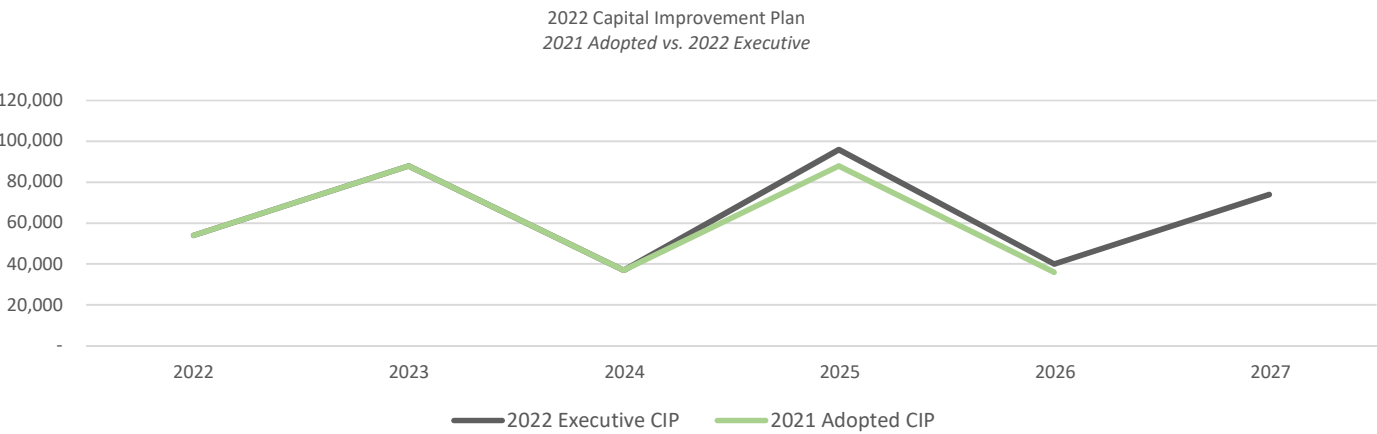
Parking Utility

Capital Improvement Plan

Project Summary: Executive

	2022	2023	2024	2025	2026	2027
Vehicle Replacement	54,000	88,000	37,000	96,000	40,000	74,000
	\$ 54,000	\$ 88,000	\$ 37,000	\$ 96,000	\$ 40,000	\$ 74,000

Changes from 2021 CIP



Major Changes

- Vehicle Replacement
 - Increased budget in 2025 and 2026 reflects updated cost estimates for vehicle replacement

Parking Utility

Budget Overview

2022 CIP by Expenditure Type

	2022	2023	2024	2025	2026	2027
Machinery and Equipment	54,000	88,000	37,000	96,000	40,000	74,000
Total	\$ 54,000	\$ 88,000	\$ 37,000	\$ 96,000	\$ 40,000	\$ 74,000

2022 CIP by Funding Source

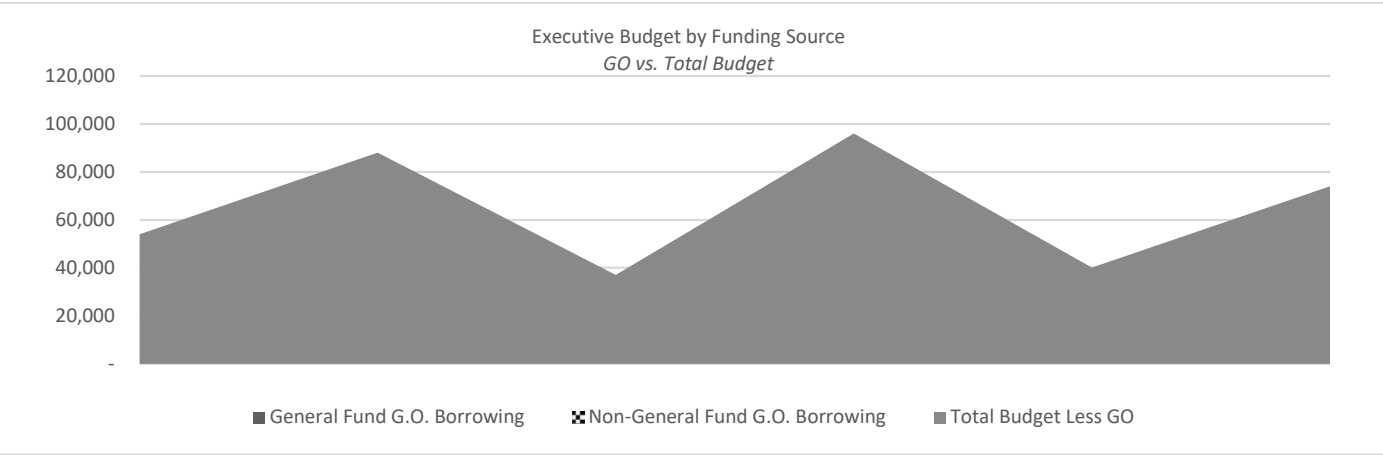
	2022	2023	2024	2025	2026	2027
Reserves Applied	54,000	88,000	37,000	96,000	40,000	74,000
Total	\$ 54,000	\$ 88,000	\$ 37,000	\$ 96,000	\$ 40,000	\$ 74,000

Borrowing Summary

	2022	2023	2024	2025	2026	2027
Borrowing Schedule						
General Fund G.O. Borrowing	-	-	-	-	-	-
Non-General Fund G.O. Borrowing	-	-	-	-	-	-
Total	\$ -	\$ -	\$ -	\$ -	\$ -	\$ -

Annual Debt Service

General Fund G.O. Borrowing	-	-	-	-	-	-
Non-General Fund G.O. Borrowing	-	-	-	-	-	-



Parking Utility

Project Overview

Project	Vehicle Replacement	Project #	17600
Citywide Element	Green and Resilient	Project Type	Program

Project Description

This program funds the replacement of Parking Utility vehicles. The goal of the program is to replace vehicles on a ten year cycle, realizing savings on maintenance, repairs, and fuel. Planned purchases in 2022 include a truck and snow blower.

Project Budget by Funding Source

	2022	2023	2024	2025	2026	2027
Reserves Applied	54,000	88,000	37,000	96,000	40,000	74,000
TOTAL	\$ 54,000	\$ 88,000	\$ 37,000	\$ 96,000	\$ 40,000	\$ 74,000

Parking Utility

2022 Appropriation Schedule

2022 Appropriation	Executive Budget			
	Request	GO Borrowing	Other	Total
Vehicle Replacement	54,000	-	54,000	54,000
Total 2022 Appropriation	\$ 54,000	\$ -	\$ 54,000	\$ 54,000

Parks Division

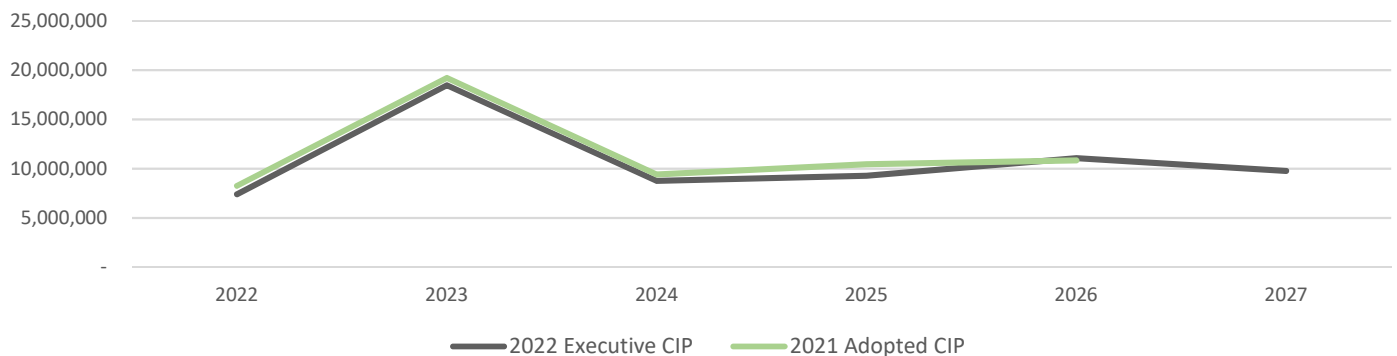
Capital Improvement Plan

Project Summary: Executive

	2022	2023	2024	2025	2026	2027
Athletic Field Improvements	90,000	90,000	90,000	90,000	460,000	430,000
Beach And Shoreline Improvements	530,000	105,000	55,000	885,000	895,000	980,000
Conservation Park Improvements	295,000	295,000	485,000	415,000	415,000	415,000
Disc Golf Improvements	60,000	340,000	40,000	40,000	40,000	40,000
Dog Park Improvements	25,000	50,000	50,000	100,000	50,000	385,000
Elver Park Improvements	780,000	240,000	150,000	530,000	430,000	370,000
Emerald Ash Borer Mitigation	300,000	100,000	100,000	-	-	-
Forest Hill Cemetery Improvements	-	-	-	1,575,000	-	-
James Madison Park Improvements	-	50,000	-	-	75,000	300,000
Lake Monona Waterfront Improvement	-	-	150,000	350,000	2,500,000	-
Land Acquisition	300,000	6,300,000	300,000	300,000	300,000	300,000
McPike Park (Central Park)	-	-	-	30,000	-	-
Park Equipment	300,000	425,000	425,000	425,000	300,000	300,000
Park Facility Improvements	1,230,000	2,154,000	475,000	360,000	1,585,000	1,575,000
Park Land Improvements	1,485,000	2,210,000	5,272,000	3,312,500	3,048,000	3,210,000
Playground/Accessibility Improvements	1,055,000	1,690,000	1,160,000	870,000	970,000	1,400,000
Vilas Park Improvements	200,000	125,000	-	-	-	-
Warner Park Community Center	750,000	4,300,000	-	-	-	80,000
	\$ 7,400,000	\$ 18,474,000	\$ 8,752,000	\$ 9,282,500	\$ 11,068,000	\$ 9,785,000

Changes from 2021 CIP

2022 Capital Improvement Plan
2021 Adopted vs. 2022 Executive



Major Changes

- Athletic Field Improvements
 - Program budget decreased \$1.4m from 2022-2026 to reflect current park development priorities and resources
- Beach and Shoreline Improvements
 - Program budget decreased \$289k from 2022-2026
- Conservation Park Improvements
 - Program budget decreased \$430k from 2022-2026
- Dog Park Improvements
 - Program budget decreased \$88k from 2022-2026
- Elver Park Improvements
 - Project budget decreased \$640k
 - Project timeline extended through 2027
- Emerald Ash Borer Mitigation
 - Program budget increased \$100k in 2024

- James Madison Park Improvements
 - Project delayed from 2022 and 2024 to 2023, 2026, and 2027
- Lake Monona Waterfront Improvement
 - Project name changed from Law Park Improvements to reflect project's scope of work
 - Project budget increased \$2.5m in 2026 to reflect adding construction costs to the CIP
- McPike Park (Central Park)
 - Planning budget delayed from 2023 to 2025, with construction funding in the Horizon List
- Park Facility Improvements
 - Program budget increased \$46k from 2022-2026
- Park Land Improvements
 - Program budget decreased \$201k from 2022-2026
- Playground/Accessibility Improvements
 - Program budget decreased \$1.1m from 2022-2026 based on current playground replacement priorities and resources
- Vilas Park Improvements
 - \$325k added for design in 2022 and 2023
- Warner Park Community Center
 - Project budget increased \$250k in 2022 to reflect updated design costs
 - Project budget increased \$80k in 2027

Parks Division

Budget Overview

2022 CIP by Expenditure Type

	2022	2023	2024	2025	2026	2027
Bridge	-	-	70,000	-	-	-
Building	1,375,000	6,172,000	205,000	230,000	1,150,000	1,485,000
Land	300,000	6,300,000	300,000	300,000	300,000	300,000
Land Improvements	5,425,000	5,577,000	7,752,000	8,327,500	9,318,000	7,700,000
Machinery and Equipment	300,000	425,000	425,000	425,000	300,000	300,000
Total	\$ 7,400,000	\$ 18,474,000	\$ 8,752,000	\$ 9,282,500	\$ 11,068,000	\$ 9,785,000

2022 CIP by Funding Source

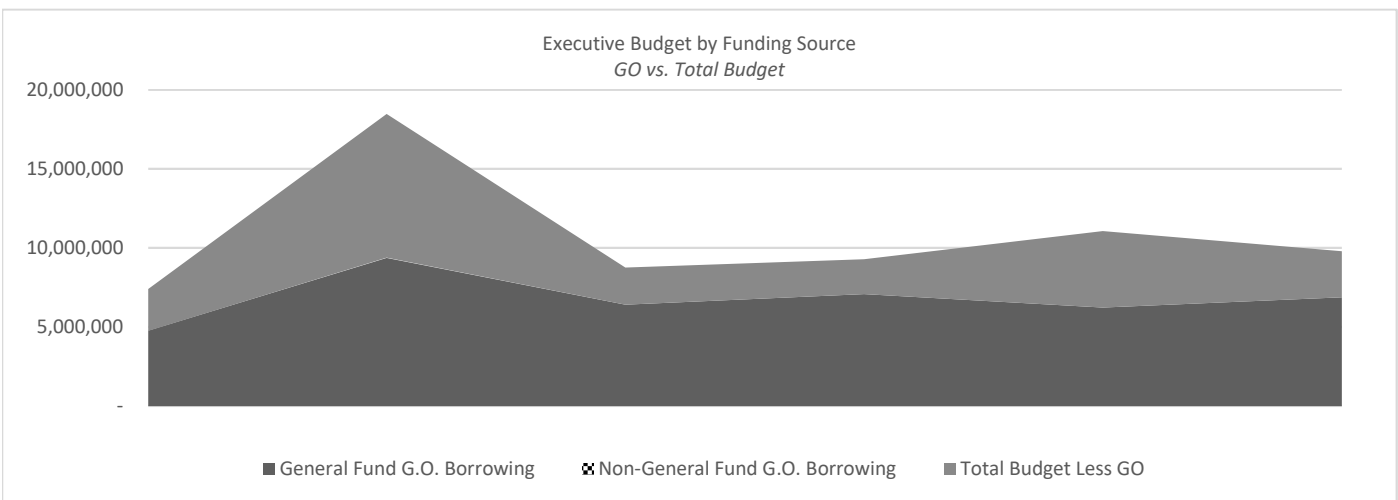
	2022	2023	2024	2025	2026	2027
GF GO Borrowing	4,760,000	9,374,000	6,392,000	7,077,500	6,223,000	6,875,000
Federal Sources	10,000	15,000	5,000	5,000	5,000	5,000
Impact Fees	2,045,000	8,135,000	2,155,000	2,000,000	3,275,000	2,625,000
Miscellaneous Revenue	-	50,000	-	-	-	-
Private Contribution/Donation	360,000	470,000	70,000	20,000	1,020,000	20,000
Reserves Applied	-	-	-	-	375,000	-
TIF Proceeds	100,000	-	-	-	-	-
Transfer From Other Restricted	125,000	430,000	130,000	180,000	170,000	260,000
Total	\$ 7,400,000	\$ 18,474,000	\$ 8,752,000	\$ 9,282,500	\$ 11,068,000	\$ 9,785,000

Borrowing Summary

	2022	2023	2024	2025	2026	2027
Borrowing Schedule						
General Fund G.O. Borrowing	4,760,000	9,374,000	6,392,000	7,077,500	6,223,000	6,875,000
Non-General Fund G.O. Borrowing	-	-	-	-	-	-
Total	\$ 4,760,000	\$ 9,374,000	\$ 6,392,000	\$ 7,077,500	\$ 6,223,000	\$ 6,875,000

Annual Debt Service

General Fund G.O. Borrowing	618,800	1,218,620	830,960	920,075	808,990	893,750
Non-General Fund G.O. Borrowing	-	-	-	-	-	-



Parks Division

Project Overview

Project	Athletic Field Improvements	Project #	17235
Citywide Element	Culture and Character	Project Type	Program

Project Description

This program funds the maintenance, restoration and improvement of athletic fields in the parks system, including those utilized by Madison Ultimate Frisbee Association (MUFA) under an agreement. The goal of the program is to increase accessibility to and utilization of the fields by a broad range of users. Funding in 2026 and 2027 includes lighting improvements at various fields.

Project Budget by Funding Source

	2022	2023	2024	2025	2026	2027
GF GO Borrowing	50,000	50,000	50,000	50,000	330,000	120,000
Impact Fees	-	-	-	-	50,000	240,000
Transfer From Other Restricted	40,000	40,000	40,000	40,000	80,000	70,000
TOTAL	\$ 90,000	\$ 90,000	\$ 90,000	\$ 90,000	\$ 460,000	\$ 430,000

Project	Beach And Shoreline Improvements	Project #	10605
Citywide Element	Green and Resilient	Project Type	Program

Project Description

This program funds improvements of beaches, shorelines, and public access to the water. The goals of the program are to provide boat launches that are safe and useable, minimize shoreline erosion, and ensure piers that are safe, accessible, and useable. Funding in 2022 includes city-wide boat launch dredging and shoreline improvements at various parks.

Project Budget by Funding Source

	2022	2023	2024	2025	2026	2027
GF GO Borrowing	380,000	105,000	55,000	585,000	545,000	905,000
Impact Fees	150,000	-	-	300,000	350,000	75,000
TOTAL	\$ 530,000	\$ 105,000	\$ 55,000	\$ 885,000	\$ 895,000	\$ 980,000

Project
Citywide Element

Conservation Park Improvements
Green and Resilient

Project # **17124**
Project Type **Program**

Project Description

This program funds environmental enhancements to the City's diverse native ecosystems consistent with the adopted Land Management standards for the Parks Division. The goals of the program are to create natural landscapes and open space that are well maintained and accessible to park visitors and to preserve and protect the natural resources of the Madison area through long term focused land management practices. This will also provide welcoming conservation parks to promote social equity in all areas of the City's park system and further the objectives of the Connecting Children to Nature Initiative.

Project Budget by Funding Source

	2022	2023	2024	2025	2026	2027
GF GO Borrowing	285,000	280,000	480,000	410,000	410,000	410,000
Federal Sources	10,000	15,000	5,000	5,000	5,000	5,000
TOTAL	\$ 295,000	\$ 295,000	\$ 485,000	\$ 415,000	\$ 415,000	\$ 415,000

Project
Citywide Element

Disc Golf Improvements
Green and Resilient

Project # **17130**
Project Type **Program**

Project Description

This program funds improvements to existing disc golf courses and potential new disc golf course locations in City parks. The goal of the program is to meet current standards for safety. Funding in 2023 anticipates the construction of a new disc golf course in the system.

Project Budget by Funding Source

	2022	2023	2024	2025	2026	2027
Transfer From Other Restricted	60,000	340,000	40,000	40,000	40,000	40,000
TOTAL	\$ 60,000	\$ 340,000	\$ 40,000	\$ 40,000	\$ 40,000	\$ 40,000

Project
Citywide Element

Dog Park Improvements
Culture and Character

Project # **17122**
Project Type **Program**

Project Description

This program funds improvements to existing dog park facilities and potential new off-leash dog parks in City parks. The goal of the program is to provide safe facilities to meet the needs of the City's growing dog owner population. Planned projects in 2027 include new dog parks.

Project Budget by Funding Source

	2022	2023	2024	2025	2026	2027
GF GO Borrowing	-	-	-	-	-	160,000
Impact Fees	-	-	-	-	-	75,000
Transfer From Other Restricted	25,000	50,000	50,000	100,000	50,000	150,000
TOTAL	\$ 25,000	\$ 50,000	\$ 50,000	\$ 100,000	\$ 50,000	\$ 385,000

Project
Citywide Element

Elver Park Improvements
Green and Resilient

Project # **17190**
Project Type **Project**

Project Description

This project funds continued improvements to Elver Park. The goals of the project are improved access to park amenities and improved stormwater management at the park. Funding is for replacing the existing path system throughout the park, updating the utility infrastructure for ice rinks and snowmaking for ski trails, and reconstruction of the parking lot.

Project Budget by Funding Source

	2022	2023	2024	2025	2026	2027
GF GO Borrowing	330,000	200,000	150,000	330,000	215,000	170,000
Impact Fees	450,000	40,000	-	200,000	215,000	200,000
TOTAL	\$ 780,000	\$ 240,000	\$ 150,000	\$ 530,000	\$ 430,000	\$ 370,000

Project
Citywide Element

Emerald Ash Borer Mitigation
Green and Resilient

Project # **17148**
Project Type **Program**

Project Description

This project funds the City's Emerald Ash Borer (EAB) mitigation efforts by implementing the recommendations of the EAB Task Force to proactively remove and replace ash trees throughout the city. The Emerald Ash Borer was first detected in Madison in 2013 near Warner Park. The goal of the project is the timely removal and replacement of both street and park trees, while ensuring other Parks Urban Forestry services are not adversely impacted.

Project Budget by Funding Source

	2022	2023	2024	2025	2026	2027
GF GO Borrowing	300,000	100,000	100,000	-	-	-
TOTAL	\$ 300,000	\$ 100,000	\$ 100,000	\$ -	\$ -	\$ -

Project
Citywide Element

Forest Hill Cemetery Improvements
Culture and Character

Project # **17166**
Project Type **Project**

Project Description

This project funds replacing the roads in Forest Hill Cemetery. The goal of the project is improved access for visitors, environmental management, and a reduction in flooding incidents. Construction is planned for 2025.

Project Budget by Funding Source

	2022	2023	2024	2025	2026	2027
GF GO Borrowing	-	-	-	1,575,000	-	-
TOTAL	\$ -	\$ -	\$ -	\$ 1,575,000	\$ -	\$ -

Project	James Madison Park Improvements	Project #	17170
Citywide Element	Green and Resilient	Project Type	Project

Project Description

This project funds improvements at James Madison Park located in Madison's downtown area. The goal of the project is to improve shoreline, utilization of facilities and other park amenities. Funding for improvements include General Obligation debt and other funding from lease revenue and the Olin Trust.

Project Budget by Funding Source

	2022	2023	2024	2025	2026	2027
GF GO Borrowing	-	-	-	-	40,000	250,000
Impact Fees	-	-	-	-	35,000	50,000
Miscellaneous Revenue	-	50,000	-	-	-	-
TOTAL	\$ -	\$ 50,000	\$ -	\$ -	\$ 75,000	\$ 300,000

Project	Lake Monona Waterfront Improvement	Project #	17362
Citywide Element	Culture and Character	Project Type	Project

Project Description

This project funds improvements at Lake Monona Waterfront formerly known as Law Park Improvements. The goal of the project is to form a master plan including an evaluation of site constraints and the feasibility of multiple options to expand the park footprint to accommodate the potential addition of the Frank Lloyd Wright boathouse. Funding for Law Park planning was first included in the 2014 CIP as a project in the Planning budget.

Project Budget by Funding Source

	2022	2023	2024	2025	2026	2027
GF GO Borrowing	-	-	50,000	50,000	500,000	-
Impact Fees	-	-	50,000	300,000	1,000,000	-
Private Contribution/Donation	-	-	50,000	-	1,000,000	-
TOTAL	\$ -	\$ -	\$ 150,000	\$ 350,000	\$ 2,500,000	\$ -

Project	Land Acquisition	Project #	17128
Citywide Element	Green and Resilient	Project Type	Program

Project Description

This program funds research, appraisals, title work, negotiations, and acquisition of new parkland. All acquisitions will be subject to final approval of the Common Council. The goal of the program is to pursue opportunities to add additional land to the City's park inventory by expanding existing parks or purchasing land in park deficient areas.

Project Budget by Funding Source

	2022	2023	2024	2025	2026	2027
Impact Fees	300,000	6,300,000	300,000	300,000	300,000	300,000
TOTAL	\$ 300,000	\$ 6,300,000	\$ 300,000	\$ 300,000	\$ 300,000	\$ 300,000

Project
Citywide Element

McPike Park (Central Park)
Green and Resilient

Project # **10646**
Project Type **Project**

Project Description

This project funds continued improvements to McPike Park. The goal of the project is to expand McPike Park in accordance with the master plan and provide park amenities and other transportation improvements as identified in the plan. Improvements include updates to remaining buildings, soil remediation, tree planting and fencing. Funding in 2025 is for planning Baldwin Triangle improvements.

Project Budget by Funding Source

	2022	2023	2024	2025	2026	2027
GF GO Borrowing	-	-	-	30,000	-	-
TOTAL	\$ -	\$ -	\$ -	\$ 30,000	\$ -	\$ -

Project
Citywide Element

Park Equipment
Effective Government

Project # **17202**
Project Type **Program**

Project Description

This program funds the purchase of new and replacement Parks equipment, including general park maintenance, Mall/Concourse maintenance, Community Services, Facility Maintenance, Conservation Parks, and Construction Planning and Development. The goal of the program focuses on sustainability and efficiency by providing the required equipment to allow staff to adequately maintain a growing number of parks and open spaces, athletic fields, ice rinks, and snow removal operations in a timely and responsive manner.

Project Budget by Funding Source

	2022	2023	2024	2025	2026	2027
GF GO Borrowing	300,000	425,000	425,000	425,000	300,000	300,000
TOTAL	\$ 300,000	\$ 425,000	\$ 425,000	\$ 425,000	\$ 300,000	\$ 300,000

Project
Citywide Element

Park Facility Improvements
Green and Resilient

Project # **17443**
Project Type **Program**

Project Description

This program is for improvements and ongoing building maintenance at Parks facilities. The goals of this program are to provide quality park facilities to the community and to lower energy costs by implementing energy efficiency components within the improvement projects. Improvements include updates to buildings such as Olbrich Botanical Gardens, Warner Park Recreation Center, Goodman Pool, and various other facilities.

Project Budget by Funding Source

	2022	2023	2024	2025	2026	2027
GF GO Borrowing	1,070,000	2,134,000	455,000	340,000	1,115,000	1,530,000
Impact Fees	100,000	-	-	-	450,000	25,000
Private Contribution/Donation	60,000	20,000	20,000	20,000	20,000	20,000
TOTAL	\$ 1,230,000	\$ 2,154,000	\$ 475,000	\$ 360,000	\$ 1,585,000	\$ 1,575,000

Project
Citywide Element

Park Land Improvements
Culture and Character

Project # **17421**
Project Type **Program**

Project Description

This program funds improvements to Madison's community, neighborhood and mini Parks. The goal of this program is to provide a variety of safe and accessible recreational amenities across the park system. Improvements include building/maintaining amenities such as courts, landscaping, fencing, planning, paving, and shelters.

Project Budget by Funding Source

	2022	2023	2024	2025	2026	2027
GF GO Borrowing	1,085,000	1,340,000	3,887,000	2,822,500	2,258,000	2,225,000
Impact Fees	300,000	770,000	1,385,000	490,000	415,000	985,000
Private Contribution/Donation	-	100,000	-	-	-	-
Reserves Applied	-	-	-	-	375,000	-
TIF Proceeds	100,000	-	-	-	-	-
TOTAL	\$ 1,485,000	\$ 2,210,000	\$ 5,272,000	\$ 3,312,500	\$ 3,048,000	\$ 3,210,000

Project
Citywide Element

Playground/Accessibility Improvements
Culture and Character

Project # **17436**
Project Type **Program**

Project Description

This program funds the maintenance and improvements at existing park playgrounds. The goals of this program are to replace and upgrade existing playgrounds to meet industry standards and to ensure recreational amenities are accessible to the greatest extent possible. Improvements include increasing accessibility in our parks to meet current Americans with Disabilities Act Accessibility Guidelines (ADAAG).

Project Budget by Funding Source

	2022	2023	2024	2025	2026	2027
GF GO Borrowing	430,000	1,265,000	740,000	460,000	510,000	725,000
Impact Fees	325,000	425,000	420,000	410,000	460,000	675,000
Private Contribution/Donation	300,000	-	-	-	-	-
TOTAL	\$ 1,055,000	\$ 1,690,000	\$ 1,160,000	\$ 870,000	\$ 970,000	\$ 1,400,000

Project
Citywide Element

Vilas Park Improvements
Green and Resilient

Project # **17184**
Project Type **Project**

Project Description

This project funds a series of improvements in Vilas Park. The goal of the project is to create a sustainable park that will provide a variety of recreational amenities and protect and enhance natural resources.

Project Budget by Funding Source

	2022	2023	2024	2025	2026	2027
GF GO Borrowing	180,000	125,000	-	-	-	-
Impact Fees	20,000	-	-	-	-	-
TOTAL	\$ 200,000	\$ 125,000	\$ -	\$ -	\$ -	\$ -

Project
Citywide Element

Warner Park Community Center
Culture and Character

Project # **17196**
Project Type **Project**

Project Description

This project funds the expansion of the Warner Park Community Recreation Center. The goal of the project is to bring youth together via programming, classes, and other community building opportunities. This will provide additional services to marginalized groups and promote inclusion.

Project Budget by Funding Source

	2022	2023	2024	2025	2026	2027
GF GO Borrowing	350,000	3,350,000	-	-	-	80,000
Impact Fees	400,000	600,000	-	-	-	-
Private Contribution/Donation	-	350,000	-	-	-	-
TOTAL	\$ 750,000	\$ 4,300,000	\$ -	\$ -	\$ -	\$ 80,000

Parks Division

2022 Appropriation Schedule

2022 Appropriation

Executive Budget

	Request	GO Borrowing	Other	Total
Athletic Field Improvements	90,000	50,000	40,000	90,000
Beach And Shoreline Improvements	530,000	380,000	150,000	530,000
Conservation Park Improvements	295,000	285,000	10,000	295,000
Disc Golf Improvements	60,000	-	60,000	60,000
Dog Park Improvements	25,000	-	25,000	25,000
Elver Park Improvements	780,000	330,000	450,000	780,000
Emerald Ash Borer Mitigation	300,000	300,000	-	300,000
Land Acquisition	300,000	-	300,000	300,000
Park Equipment	300,000	300,000	-	300,000
Park Facility Improvements	1,230,000	1,070,000	160,000	1,230,000
Park Land Improvements	1,485,000	1,085,000	400,000	1,485,000
Playground/Accessibility Improvements	1,055,000	430,000	625,000	1,055,000
Vilas Park Improvements	200,000	180,000	20,000	200,000
Warner Park Community Center	750,000	350,000	400,000	750,000
Total 2022 Appropriation	\$ 7,400,000	\$ 4,760,000	\$ 2,640,000	\$ 7,400,000

Planning Division

Capital Improvement Plan

Project Summary: Executive

	2022	2023	2024	2025	2026	2027
Municipal Art Fund	150,000	160,000	160,000	160,000	160,000	168,000
	\$ 150,000	\$ 160,000	\$ 160,000	\$ 160,000	\$ 160,000	\$ 168,000

Changes from 2021 CIP



Major Changes

- **Municipal Art Fund**
 - No changes to program budget for 2022 compared to 2021 Adopted
 - Requested budget will fund conservation and placement of State Street murals, Darbo Neighborhood public art, Thurber Artist in Residence, and Art in Public Places

Planning Division

Budget Overview

2022 CIP by Expenditure Type

	2022	2023	2024	2025	2026	2027
Other	150,000	160,000	160,000	160,000	160,000	168,000
Total	\$ 150,000	\$ 160,000	\$ 160,000	\$ 160,000	\$ 160,000	\$ 168,000

2022 CIP by Funding Source

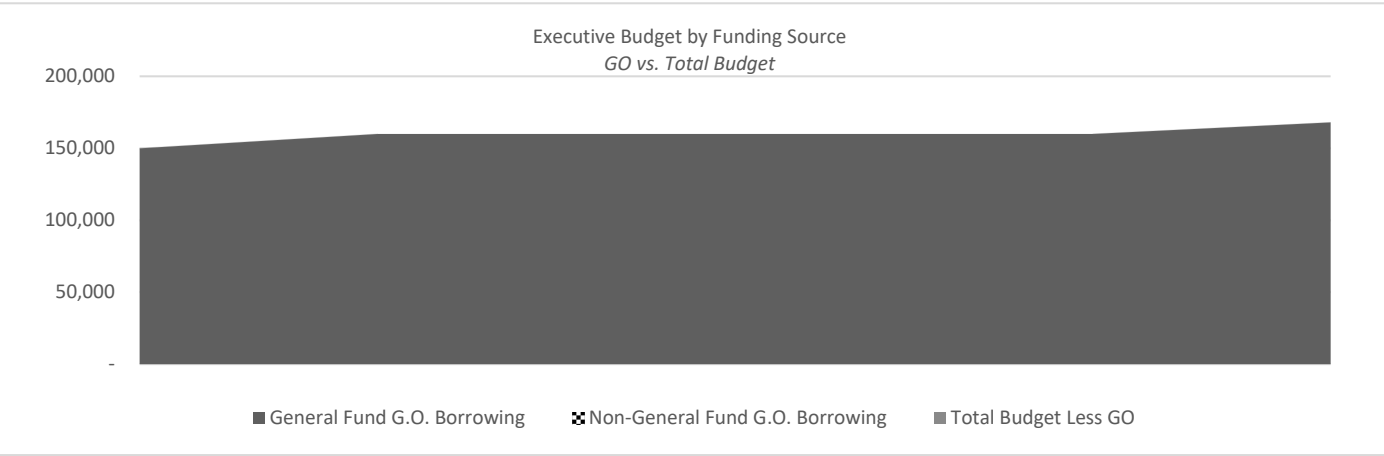
	2022	2023	2024	2025	2026	2027
GF GO Borrowing	150,000	160,000	160,000	160,000	160,000	168,000
Total	\$ 150,000	\$ 160,000	\$ 160,000	\$ 160,000	\$ 160,000	\$ 168,000

Borrowing Summary

	2022	2023	2024	2025	2026	2027
Borrowing Schedule						
General Fund G.O. Borrowing	150,000	160,000	160,000	160,000	160,000	168,000
Non-General Fund G.O. Borrowing	-	-	-	-	-	-
Total	\$ 150,000	\$ 160,000	\$ 160,000	\$ 160,000	\$ 160,000	\$ 168,000

Annual Debt Service

General Fund G.O. Borrowing	19,500	20,800	20,800	20,800	20,800	21,840
Non-General Fund G.O. Borrowing	-	-	-	-	-	-



Planning Division

Project Overview

Project	Municipal Art Fund	Project #	65001
Citywide Element	Culture and Character	Project Type	Program

Project Description

This program focuses on the maintenance and expansion of the City’s public art collection, emphasizing the equitable distribution of City investment in public art, involvement of residents, and increased opportunities for local artists of color. Planned projects for 2022 include a significant installation in the Darbo Neighborhood as recommended in the Darbo-Worthington-Starkweather Neighborhood Plan, the Thurber Park Public Art Residency, conservation and placement of State Street Murals, and Art in Public Places.

Project Budget by Funding Source

	2022	2023	2024	2025	2026	2027
GF GO Borrowing	150,000	160,000	160,000	160,000	160,000	168,000
TOTAL	\$ 150,000	\$ 160,000	\$ 160,000	\$ 160,000	\$ 160,000	\$ 168,000

Planning Division

2022 Appropriation Schedule

2022 Appropriation

Executive Budget

	Request	GO Borrowing	Other	Total
Municipal Art Fund	150,000	150,000	-	150,000
Total 2022 Appropriation	\$ 150,000	\$ 150,000	\$ -	\$ 150,000

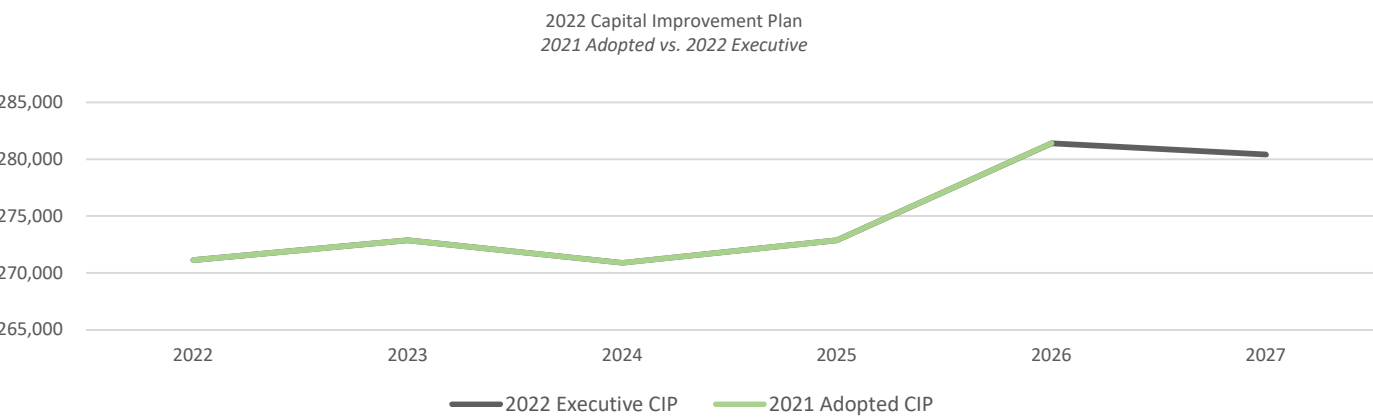
Police Department

Capital Improvement Plan

Project Summary: Executive

	2022	2023	2024	2025	2026	2027
Police Technology and Equipment	271,125	272,875	270,875	272,875	281,400	280,400
	\$ 271,125	\$ 272,875	\$ 270,875	\$ 272,875	\$ 281,400	\$ 280,400

Changes from 2021 CIP



Major Changes

- No major changes

Police Department

Budget Overview

2022 CIP by Expenditure Type

	2022	2023	2024	2025	2026	2027
Machinery and Equipment	196,125	147,875	220,875	197,875	206,400	205,400
Software and Licenses	75,000	125,000	50,000	75,000	75,000	75,000
Total	\$ 271,125	\$ 272,875	\$ 270,875	\$ 272,875	\$ 281,400	\$ 280,400

2022 CIP by Funding Source

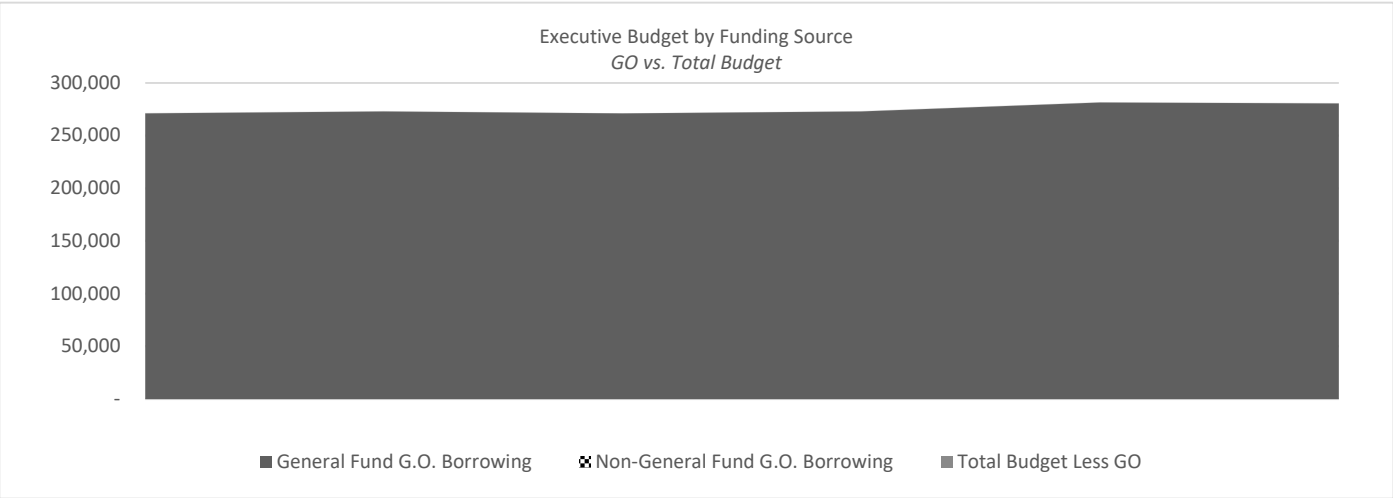
	2022	2023	2024	2025	2026	2027
GF GO Borrowing	271,125	272,875	270,875	272,875	281,400	280,400
Total	\$ 271,125	\$ 272,875	\$ 270,875	\$ 272,875	\$ 281,400	\$ 280,400

Borrowing Summary

	2022	2023	2024	2025	2026	2027
Borrowing Schedule						
General Fund G.O. Borrowing	271,125	272,875	270,875	272,875	281,400	280,400
Non-General Fund G.O. Borrowing	-	-	-	-	-	-
Total	\$ 271,125	\$ 272,875	\$ 270,875	\$ 272,875	\$ 281,400	\$ 280,400

Annual Debt Service

General Fund G.O. Borrowing	35,246	35,474	35,214	35,474	36,582	36,452
Non-General Fund G.O. Borrowing	-	-	-	-	-	-



Police Department

Project Overview

Project	Police Technology and Equipment	Project #	17240
Citywide Element	Effective Government	Project Type	Program

Project Description

This program funds technology, safety, and other operational equipment utilized by the Police Department. The goal of the program is to have adequate operational equipment to attend to emergency incidents, significant events, and other public safety and investigative concerns. Funding in 2022 will be used continue the arbitrator replacement cycle, as well as district AV upgrades for interview rooms, briefing/incident command rooms technology, unmanned aircraft system replacement, and police software and hardware enhancements/upgrades as needed to stay current with industry standards and end of life replacements.

Project Budget by Funding Source

	2022	2023	2024	2025	2026	2027
GF GO Borrowing	271,125	272,875	270,875	272,875	281,400	280,400
TOTAL	\$ 271,125	\$ 272,875	\$ 270,875	\$ 272,875	\$ 281,400	\$ 280,400

Police Department

2022 Appropriation Schedule

2022 Appropriation	Executive Budget			
	Request	GO Borrowing	Other	Total
Police Technology and Equipment	271,125	271,125	-	271,125
Total 2022 Appropriation	\$ 271,125	\$ 271,125	\$ -	\$ 271,125

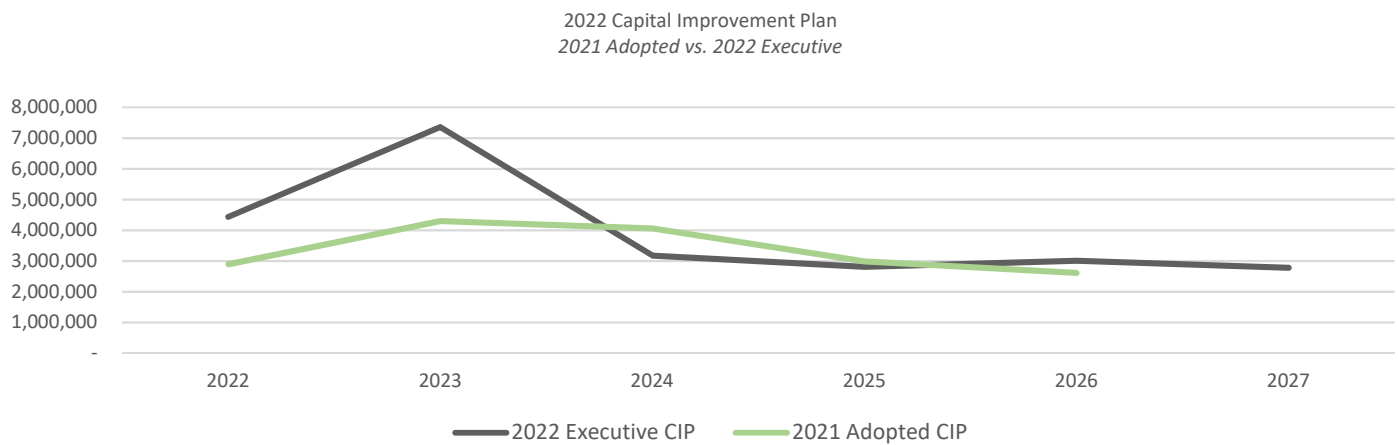
Sewer Utility

Capital Improvement Plan

Project Summary: Executive

	2022	2023	2024	2025	2026	2027
Citywide Pumping Stations-Emergency Power Station	58,000	58,000	58,000	58,000	60,000	63,000
Engineering Sycamore Cold Storage Structure	200,000	-	-	-	-	-
Lift Station Rehabilitation and Replacement	253,000	275,000	613,000	555,000	524,000	172,000
Sewer Access Improvements	130,000	130,000	130,000	135,000	142,000	149,000
Sewer Backwater Valve Reimbursement	100,000	40,000	40,000	40,000	40,000	40,000
Sewer Impact Fee Districts	1,200,000	1,500,000	-	-	-	-
Sewer Reconstruction	691,000	597,000	275,000	301,000	437,000	459,000
Trenchless Sewer Rehabilitation	1,760,000	1,760,000	1,760,000	1,724,000	1,810,000	1,900,000
Utility Materials Handling Site	50,000	3,000,000	300,000	-	-	-
	\$ 4,442,000	\$ 7,360,000	\$ 3,176,000	\$ 2,813,000	\$ 3,013,000	\$ 2,783,000

Changes from 2021 CIP



Major Changes

- Engineering Sycamore Cold Storage Structure
 - \$200k project added to CIP in 2022
- Lift Station Rehabilitation and Replacement
 - Program budget for 2022 increased by \$22k to reflect adjustments to schedule for lift station projects associated with Final Attachment of Town of Madison (no change to overall program budget from 2022-2026)
- Sewer Impact Fee Districts
 - Pumpkin Hollow project advanced from 2024 to 2022
 - Program budget increased by \$500k from 2022-2026
- Sewer Reconstruction
 - Program budget decreased by \$374k from 2022-2026
- Utility Materials Handling Site
 - \$3.4m project added to CIP in 2022-2024

Sewer Utility

Budget Overview

2022 CIP by Expenditure Type

	2022	2023	2024	2025	2026	2027
Building	200,000	-	-	-	-	-
Land	50,000	3,000,000	300,000	-	-	-
Land Improvements	130,000	130,000	130,000	135,000	142,000	149,000
Sanitary Sewer	4,062,000	4,230,000	2,746,000	2,678,000	2,871,000	2,634,000
Total	\$ 4,442,000	\$ 7,360,000	\$ 3,176,000	\$ 2,813,000	\$ 3,013,000	\$ 2,783,000

2022 CIP by Funding Source

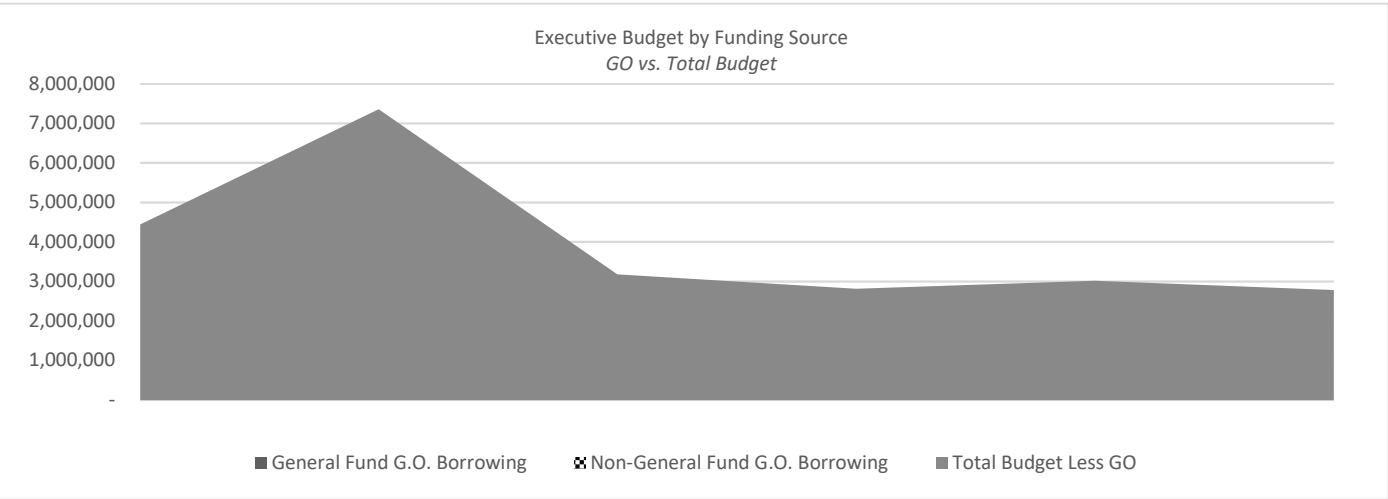
	2022	2023	2024	2025	2026	2027
Impact Fees	1,200,000	1,500,000	-	-	-	-
Reserves Applied	1,482,000	1,044,000	1,059,000	1,005,000	1,034,000	1,041,000
Revenue Bonds	1,733,000	4,811,000	2,112,000	1,803,000	1,974,000	1,737,000
Special Assessment	27,000	5,000	5,000	5,000	5,000	5,000
Total	\$ 4,442,000	\$ 7,360,000	\$ 3,176,000	\$ 2,813,000	\$ 3,013,000	\$ 2,783,000

Borrowing Summary

	2022	2023	2024	2025	2026	2027
Borrowing Schedule						
General Fund G.O. Borrowing	-	-	-	-	-	-
Non-General Fund G.O. Borrowing	-	-	-	-	-	-
Total	\$ -	\$ -	\$ -	\$ -	\$ -	\$ -

Annual Debt Service

General Fund G.O. Borrowing	-	-	-	-	-	-
Non-General Fund G.O. Borrowing	-	-	-	-	-	-



Sewer Utility

Project Overview

Project	Citywide Pumping Stations-Emergency Power Stationary G	Project #	11510
Citywide Element	Green and Resilient	Project Type	Program

Project Description

This program funds the installation of emergency power stationary generators at the City's pumping stations. The goal of the program is to ensure continuous sanitary service in the event of power loss. Funding in 2022 is for work at the Veith Lift Station.

Project Budget by Funding Source

	2022	2023	2024	2025	2026	2027
Reserves Applied	58,000	58,000	58,000	58,000	60,000	63,000
TOTAL	\$ 58,000	\$ 58,000	\$ 58,000	\$ 58,000	\$ 60,000	\$ 63,000

Project	Engineering Sycamore Cold Storage Structure	Project #	13688
Citywide Element	Green and Resilient	Project Type	Project

Project Description

This project will construct a fabric shelter at the Engineering clean fill site on Sycamore Rd. The structure will be used to store equipment and materials needed on the east side of Madison.

Project Budget by Funding Source

	2022	2023	2024	2025	2026	2027
Reserves Applied	200,000	-	-	-	-	-
TOTAL	\$ 200,000	\$ -	\$ -	\$ -	\$ -	\$ -

Project	Lift Station Rehabilitation and Replacement	Project #	10268
Citywide Element	Green and Resilient	Project Type	Program

Project Description

This program funds rehabilitation and replacement of the Sewer Utility's 29 wastewater lift stations and force mains. The goal of this program is to maintain system reliability and to reduce the number of back-ups or emergency incidents. The City will own and maintain 32 lift stations by October 2022 when the Town of Madison becomes part of the City of Madison. Projects to be constructed in 2022 include the replacement of the Regent Lift Station.

Project Budget by Funding Source

	2022	2023	2024	2025	2026	2027
Reserves Applied	253,000	175,000	253,000	195,000	164,000	172,000
Revenue Bonds	-	100,000	360,000	360,000	360,000	-
TOTAL	\$ 253,000	\$ 275,000	\$ 613,000	\$ 555,000	\$ 524,000	\$ 172,000

Project
Citywide Element

Sewer Access Improvements
Effective Government

Project # **10437**
Project Type **Program**

Project Description

This program is for sewer maintenance access roads, trails, paths and easement acquisitions where access to sanitary sewer access structures is not already well established. The goal of this program is to provide City Operations crews with safe access to maintain the City's sanitary sewer system.

Project Budget by Funding Source

	2022	2023	2024	2025	2026	2027
Reserves Applied	130,000	130,000	130,000	135,000	142,000	149,000
TOTAL	\$ 130,000	\$ 130,000	\$ 130,000	\$ 135,000	\$ 142,000	\$ 149,000

Project
Citywide Element

Sewer Backwater Valve Reimbursement
Green and Resilient

Project # **13568**
Project Type **Program**

Project Description

This program funds the reimbursement of property owners for a sewer backwater valve installation. Sewer backwater valves are installed on the sewer lateral either inside the home or on the property between the home and the City sewer main. With this program, the City reimburses property owners 75% of the installation costs up to \$1,500, provided that property owners go through the application process, pass the City plumber on-site pre-inspection, and receive 3 bids from contractors. The goal of the program is to provide additional protection to private property for unplanned sanitary sewer backups.

Project Budget by Funding Source

	2022	2023	2024	2025	2026	2027
Reserves Applied	100,000	40,000	40,000	40,000	40,000	40,000
TOTAL	\$ 100,000	\$ 40,000	\$ 40,000	\$ 40,000	\$ 40,000	\$ 40,000

Project
Citywide Element

Sewer Impact Fee Districts
Effective Government

Project # **11678**
Project Type **Program**

Project Description

This program is for the extension of sanitary sewer service to developing areas of the City requiring sewer infrastructure installation. The program is funded entirely by Impact Fees, and review for planned projects is conducted annually as dictated by demand for development.

Project Budget by Funding Source

	2022	2023	2024	2025	2026	2027
Impact Fees	1,200,000	1,500,000	-	-	-	-
TOTAL	\$ 1,200,000	\$ 1,500,000	\$ -	\$ -	\$ -	\$ -

Project
Citywide Element

Sewer Reconstruction
Green and Resilient

Project # **10267**
Project Type **Program**

Project Description

This program is for replacing old, problematic sewers throughout the City. The goal of this program is to alleviate emergency sewer repairs and back-ups by replacing the sewer infrastructure that is past its useful life. Coordination for the replacement of these sewers often gets completed with the Reconstruct Streets and Pavement Management programs within the Engineering-Major Streets budget. This program uses a case-by-case basis to evaluate the replacement of the sewers. Projects planned for 2022 include a sewer replacement project located in the Town of Blooming Grove and part of the Waunona Sanitary District that was taken over by the City of Madison in 2017.

Project Budget by Funding Source

	2022	2023	2024	2025	2026	2027
Reserves Applied	191,000	141,000	78,000	86,000	111,000	117,000
Revenue Bonds	473,000	451,000	192,000	210,000	321,000	337,000
Special Assessment	27,000	5,000	5,000	5,000	5,000	5,000
TOTAL	\$ 691,000	\$ 597,000	\$ 275,000	\$ 301,000	\$ 437,000	\$ 459,000

Project
Citywide Element

Trenchless Sewer Rehabilitation
Green and Resilient

Project # **10450**
Project Type **Program**

Project Description

This program funds the rehabilitation of failing sewers by lining the existing sewer mains using cameras and remote controlled tools. Some sewer mains are rehabilitated (or lined) to address inflow and infiltration problems. The goal of this program is to repair nine miles of sewer mains at selected locations based upon need; backyard sewer mains are prioritized.

Project Budget by Funding Source

	2022	2023	2024	2025	2026	2027
Reserves Applied	500,000	500,000	500,000	491,000	517,000	500,000
Revenue Bonds	1,260,000	1,260,000	1,260,000	1,233,000	1,293,000	1,400,000
TOTAL	\$ 1,760,000	\$ 1,760,000	\$ 1,760,000	\$ 1,724,000	\$ 1,810,000	\$ 1,900,000

Project
Citywide Element

Utility Materials Handling Site
Green and Resilient

Project # **13599**
Project Type **Project**

Project Description

This program is for creation of a new site for the Sanitary, Storm & Water Utilities, allowing the disposal of excess cut from repair operations and to allow for the dewatering of dredge sediments from pond maintenance operations. Once dewatered, the majority of material is expected to be moved to the Dane County Landfill to be used for daily cover and haul roads. The Utilities' current disposal site is running out fill area, and with the planned increase in dredging of stormwater retention facilities/ponds as required for compliance with our EPA WPDES discharge permit, the current drying bed, the Madison Metropolitan Sewerage District Drying Bed, is becoming too small. Sewer Utility will own the site and Stormwater Utility and Water Utility will annually pay for their usage of it.

Project Budget by Funding Source

	2022	2023	2024	2025	2026	2027
Reserves Applied	50,000	-	-	-	-	-
Revenue Bonds	-	3,000,000	300,000	-	-	-
TOTAL	\$ 50,000	\$ 3,000,000	\$ 300,000	\$ -	\$ -	\$ -

Sewer Utility

2022 Appropriation Schedule

2022 Appropriation

Executive Budget

	Request	GO Borrowing	Other	Total
Citywide Pumping Stations-Emergency Power Stationary Generators	58,000	-	58,000	58,000
Engineering Sycamore Cold Storage Structure	200,000	-	200,000	200,000
Lift Station Rehabilitation and Replacement	253,000	-	253,000	253,000
Sewer Access Improvements	130,000	-	130,000	130,000
Sewer Backwater Valve Reimbursement	40,000	-	100,000	100,000
Sewer Impact Fee Districts	1,200,000	-	1,200,000	1,200,000
Sewer Reconstruction	1,065,000	-	691,000	691,000
Trenchless Sewer Rehabilitation	1,760,000	-	1,760,000	1,760,000
Utility Materials Handling Site	50,000	-	50,000	50,000
Total 2022 Appropriation	\$ 4,756,000	\$ -	\$ 4,442,000	\$ 4,442,000

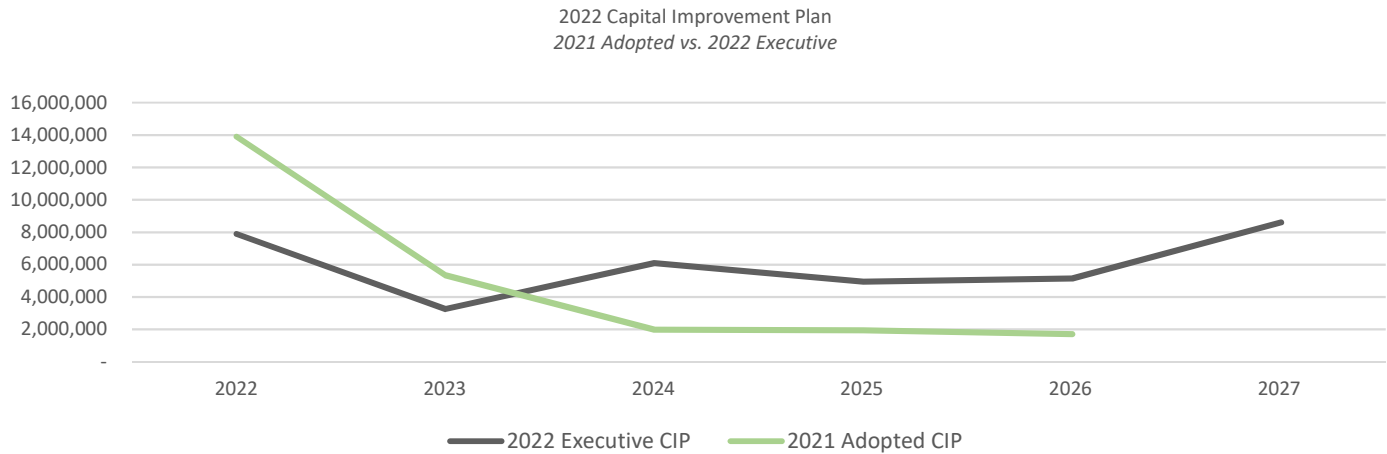
Stormwater Utility

Capital Improvement Plan

Project Summary: Executive

	2022	2023	2024	2025	2026	2027
Citywide Flood Mitigation	4,090,000	1,760,000	3,310,000	990,000	1,310,000	2,760,000
Storm Sewer System Improvements	232,000	210,000	190,000	195,000	195,000	210,000
Stormwater Quality System Improvements	3,045,000	985,000	2,125,000	3,285,000	3,155,000	5,075,000
Street Cleaning Equipment - Streets	533,000	300,000	470,000	470,000	493,000	563,000
	\$ 7,900,000	\$ 3,255,000	\$ 6,095,000	\$ 4,940,000	\$ 5,153,000	\$ 8,608,000

Changes from 2021 CIP



Major Changes

- Citywide Flood Mitigation
 - Program budget decreased \$3.8m from 2022-2026 to reflect moving TIF funding for project to the Engineering - Major Streets Pavement Management Program as well as addition of several new projects
 - Funding source changed to include \$2.0m in state sources in 2022 and 2024
- Storm Sewer System Improvements
 - Program budget decreased \$18k from 2022-2026
 - Funding source changed to only Reserves Applied
- Stormwater Quality System Improvements
 - Program budget increased \$6.2m from 2022-2026 to include projects related to Citywide Flood Mitigation, including West Towne Pond and Pheasant Branch/Old Sauk Trails Business Park Pond
 - Funding source changed to include \$7.5m in State Sources
- Street Cleaning Equipment - Streets
 - Program budget increased \$68k in 2022

Stormwater Utility

Budget Overview

2022 CIP by Expenditure Type

	2022	2023	2024	2025	2026	2027
Machinery and Equipment	533,000	300,000	470,000	470,000	493,000	563,000
Stormwater Network	7,367,000	2,955,000	5,625,000	4,470,000	4,660,000	8,045,000
Total	\$ 7,900,000	\$ 3,255,000	\$ 6,095,000	\$ 4,940,000	\$ 5,153,000	\$ 8,608,000

2022 CIP by Funding Source

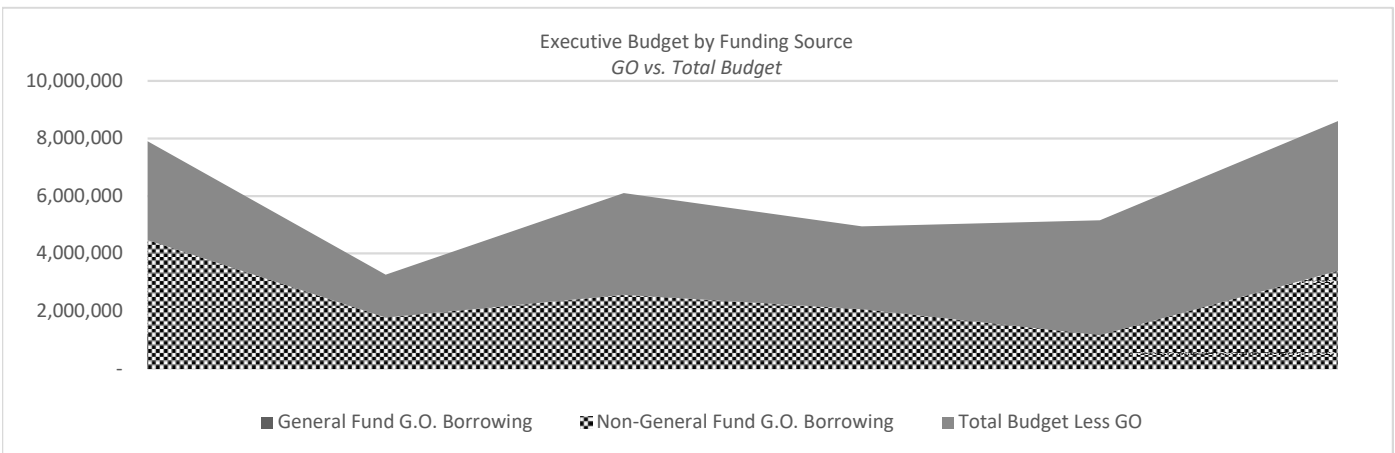
	2022	2023	2024	2025	2026	2027
Non-GF GO Borrowing	4,462,500	1,765,000	2,562,500	2,057,500	1,167,500	3,395,000
Impact Fees	-	330,000	600,000	-	-	-
Reserves Applied	2,437,500	1,160,000	1,932,500	1,382,500	1,485,500	1,713,000
State Sources	1,000,000	-	1,000,000	1,500,000	2,500,000	3,500,000
Total	\$ 7,900,000	\$ 3,255,000	\$ 6,095,000	\$ 4,940,000	\$ 5,153,000	\$ 8,608,000

Borrowing Summary

	2022	2023	2024	2025	2026	2027
Borrowing Schedule						
General Fund G.O. Borrowing	-	-	-	-	-	-
Non-General Fund G.O. Borrowing	4,462,500	1,765,000	2,562,500	2,057,500	1,167,500	3,395,000
Total	\$ 4,462,500	\$ 1,765,000	\$ 2,562,500	\$ 2,057,500	\$ 1,167,500	\$ 3,395,000

Annual Debt Service

General Fund G.O. Borrowing	-	-	-	-	-	-
Non-General Fund G.O. Borrowing	580,125	229,450	333,125	267,475	151,775	441,350



Stormwater Utility

Project Overview

Project	Citywide Flood Mitigation	Project #	11513
Citywide Element	Effective Government	Project Type	Program

Project Description

This program is for stormwater network improvements where flooding occurs during large rain events. The goal of the program is to eliminate flooding and protect property from damage. Projects planned in 2022 include: the Hawks Landing North subdivision construction, Wexford Pond flood mitigation, and Mendota Grassman Greenway construction. This program also supports design of pond improvements and flood mitigation installations that are scheduled with street reconstruction projects.

Project Budget by Funding Source

	2022	2023	2024	2025	2026	2027
Non-GF GO Borrowing	2,067,500	990,000	882,500	742,500	982,500	2,070,000
Impact Fees	-	330,000	600,000	-	-	-
Reserves Applied	1,022,500	440,000	827,500	247,500	327,500	690,000
State Sources	1,000,000	-	1,000,000	-	-	-
TOTAL	\$ 4,090,000	\$ 1,760,000	\$ 3,310,000	\$ 990,000	\$ 1,310,000	\$ 2,760,000

Project	Storm Sewer System Improvements	Project #	11664
Citywide Element	Effective Government	Project Type	Program

Project Description

This program is for improvements to the storm sewer network. The goal of this program is to ensure a reliable storm sewer system for City residents. Projects planned in 2022 include cured in place piping (CIPP) and the annual waterway improvement projects, which consist of various low cost improvements to enhance the stormwater network that will be constructed by operations staff.

Project Budget by Funding Source

	2022	2023	2024	2025	2026	2027
Reserves Applied	232,000	210,000	190,000	195,000	195,000	210,000
TOTAL	\$ 232,000	\$ 210,000	\$ 190,000	\$ 195,000	\$ 195,000	\$ 210,000

Project
Citywide Element

Stormwater Quality System Improvements
Green and Resilient

Project # **11665**
Project Type **Program**

Project Description

This program is for stormwater quality improvement projects associated with the City's WDNR/EPA stormwater discharge permit. The goal of this program is to improve the quality of the stormwater and compliance with environmental guidelines and initiatives. Projects within the program are prioritized annually and include: greenway reconstructions, storm water pond improvements, shoreline restoration, and urban water quality projects. Smaller projects include rain gardens with street reconstruction and dredging. Many stormwater quality projects will be coupled with regional flood mitigation projects and grants will be sought to help leverage additional funding mechanisms.

Project Budget by Funding Source

	2022	2023	2024	2025	2026	2027
Non-GF GO Borrowing	2,395,000	775,000	1,680,000	1,315,000	185,000	1,325,000
Reserves Applied	650,000	210,000	445,000	470,000	470,000	250,000
State Sources	-	-	-	1,500,000	2,500,000	3,500,000
TOTAL	\$ 3,045,000	\$ 985,000	\$ 2,125,000	\$ 3,285,000	\$ 3,155,000	\$ 5,075,000

Project
Citywide Element

Street Cleaning Equipment - Streets
Green and Resilient

Project # **10554**
Project Type **Program**

Project Description

This program is for replacing existing street sweeping machines operated by the Streets Division. The City's street sweeping equipment life cycle is five years with interim maintenance. The goal of this program is to reduce the discharge of pollutants and solids to the lakes by removing material from the streets surface before it is mixed with storm water runoff. Funding in 2022 will be used to replace two mechanical street cleaning vehicles with one new mechanical sweeper and one new vacuum sweeper.

Project Budget by Funding Source

	2022	2023	2024	2025	2026	2027
Reserves Applied	533,000	300,000	470,000	470,000	493,000	563,000
TOTAL	\$ 533,000	\$ 300,000	\$ 470,000	\$ 470,000	\$ 493,000	\$ 563,000

Stormwater Utility

2022 Appropriation Schedule

2022 Appropriation		Executive Budget			
	Request	GO Borrowing	Other	Total	
Citywide Flood Mitigation	4,090,000	2,067,500	2,022,500	4,090,000	
Storm Sewer System Improvements	232,000	-	232,000	232,000	
Stormwater Quality System Improvements	3,045,000	2,395,000	650,000	3,045,000	
Street Cleaning Equipment - Streets	533,000	-	533,000	533,000	
Total 2022 Appropriation	\$ 7,900,000	\$ 4,462,500	\$ 3,437,500	\$ 7,900,000	

Streets Division

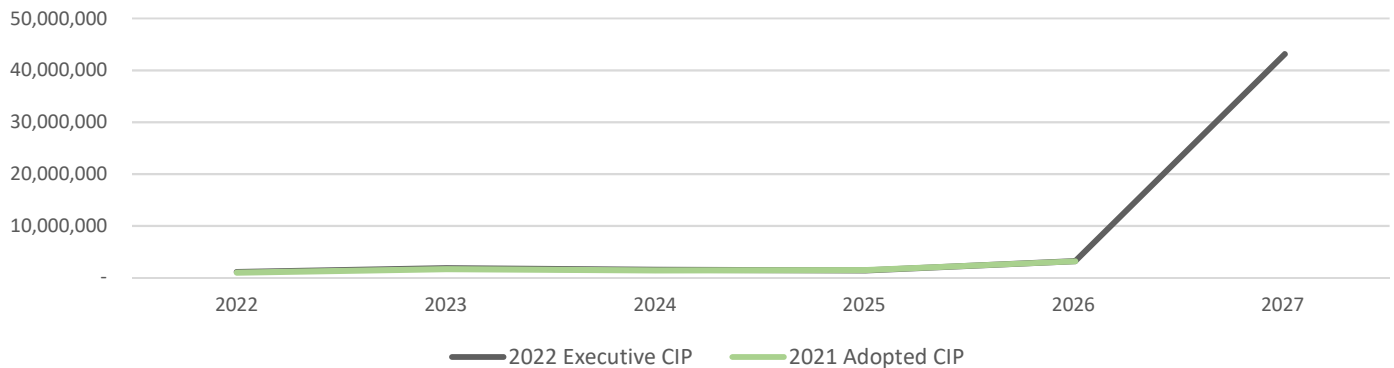
Capital Improvement Plan

Project Summary: Executive

	2022	2023	2024	2025	2026	2027
Far West Facility	-	-	-	-	1,600,000	41,500,000
Street Tree Program	340,000	340,000	340,000	340,000	360,000	378,000
Streets Equipment	775,000	785,000	968,000	867,000	1,005,000	1,015,000
Streets Yard Improvements	-	475,000	200,000	200,000	200,000	230,000
Transfer Station Tipping Floor	-	210,000	-	-	-	-
	\$ 1,115,000	\$ 1,810,000	\$ 1,508,000	\$ 1,407,000	\$ 3,165,000	\$ 43,123,000

Changes from 2021 CIP

2022 Capital Improvement Plan
2021 Adopted vs. 2022 Executive



Major Changes

- Far West Facility
 - Construction budget of \$41.5m added in 2027
- Streets Equipment
 - Program budget increased \$339k from 2022-2026 to reflect adding two electric compactors to support more efficient use of existing rearloaders, as well as a Toolcat to serve the Town of Madison
- Streets Yard Improvements
 - Program budget increased \$50k from 2022-2026

Streets Division

Budget Overview

2022 CIP by Expenditure Type

	2022	2023	2024	2025	2026	2027
Building	-	210,000	-	-	1,600,000	41,500,000
Land Improvements	340,000	340,000	340,000	340,000	360,000	378,000
Machinery and Equipment	775,000	785,000	968,000	867,000	1,005,000	1,015,000
Other	-	475,000	200,000	200,000	200,000	230,000
Total	\$ 1,115,000	\$ 1,810,000	\$ 1,508,000	\$ 1,407,000	\$ 3,165,000	\$ 43,123,000

2022 CIP by Funding Source

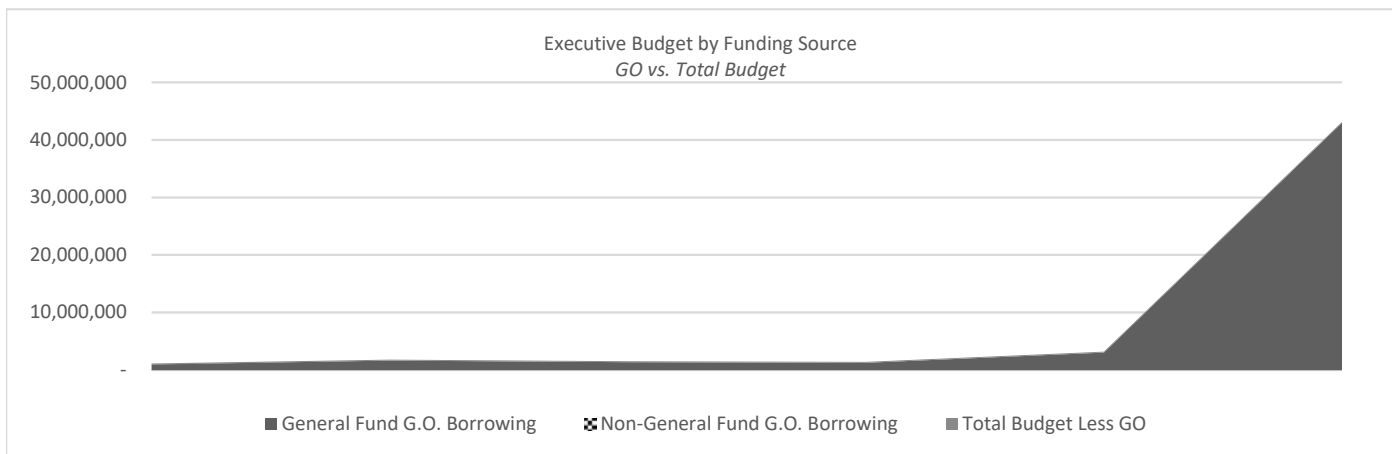
	2022	2023	2024	2025	2026	2027
GF GO Borrowing	950,000	1,645,000	1,343,000	1,242,000	3,000,000	42,958,000
Private Contribution/Donation	8,000	8,000	8,000	8,000	8,000	8,000
Special Assessment	150,000	150,000	150,000	150,000	150,000	150,000
TIF Proceeds	7,000	7,000	7,000	7,000	7,000	7,000
Total	\$ 1,115,000	\$ 1,810,000	\$ 1,508,000	\$ 1,407,000	\$ 3,165,000	\$ 43,123,000

Borrowing Summary

	2022	2023	2024	2025	2026	2027
Borrowing Schedule						
General Fund G.O. Borrowing	950,000	1,645,000	1,343,000	1,242,000	3,000,000	42,958,000
Non-General Fund G.O. Borrowing	-	-	-	-	-	-
Total	\$ 950,000	\$ 1,645,000	\$ 1,343,000	\$ 1,242,000	\$ 3,000,000	\$ 42,958,000

Annual Debt Service

General Fund G.O. Borrowing	123,500	213,850	174,590	161,460	390,000	5,584,540
Non-General Fund G.O. Borrowing	-	-	-	-	-	-



Streets Division

Project Overview

Project	Far West Facility	Project #	13016
Citywide Element	Effective Government	Project Type	Project

Project Description

This project funds the construction of a long-planned fully functioning Streets South Point Facility. The goal of this project is to improve accessibility to government agencies and serve our rapidly growing far west community by better distributing staff and equipment geographically between three facilities rather than two. The Streets Division currently loses thousands of hours annually transporting employees and equipment from the Badger Rd facility to perform work in this part of the City. This will allow the Streets Division to maintain easier resident access, as well as provide more effective and efficient services to our residents. Progress will be measured by the completion of a South Point Facility.

Project Budget by Funding Source

	2022	2023	2024	2025	2026	2027
GF GO Borrowing	-	-	-	-	1,600,000	41,500,000
TOTAL	\$ -	\$ -	\$ -	\$ -	\$ 1,600,000	\$ 41,500,000

Project	Street Tree Program	Project #	12415
Citywide Element	Green and Resilient	Project Type	Program

Project Description

This program provides funding for the planting of terrace trees along new streets and the replacement of street trees within the City in conjunction with Emerald Ash Borer (EAB) efforts. The program combines the budget authority from Assessable Trees and Street Tree Replacement, programs that have existed through the 2019 Parks capital budget. The goal of the program is to ensure the maintenance and improvement of the urban forest tree canopy in the City by replacing damaged or sick trees and planting diverse tree species to create a resilient tree canopy. Progress will be measured by the number of trees planted, not including EAB Replacements.

Project Budget by Funding Source

	2022	2023	2024	2025	2026	2027
GF GO Borrowing	175,000	175,000	175,000	175,000	195,000	213,000
Private Contribution/Donation	8,000	8,000	8,000	8,000	8,000	8,000
Special Assessment	150,000	150,000	150,000	150,000	150,000	150,000
TIF Proceeds	7,000	7,000	7,000	7,000	7,000	7,000
TOTAL	\$ 340,000	\$ 340,000	\$ 340,000	\$ 340,000	\$ 360,000	\$ 378,000

Project	Streets Equipment	Project #	10458
Citywide Element	Green and Resilient	Project Type	Program

Project Description

This program is for new Streets Division equipment. The goal of this program is to ensure the services provided by the Streets Division are completed with reliable equipment and machinery. Funding in 2022 is for a new tandem dump truck with spreader, compactors for drop off sites, and Town of Madison recycling carts, Rear Loader, and toolcat.

Project Budget by Funding Source

	2022	2023	2024	2025	2026	2027
GF GO Borrowing	775,000	785,000	968,000	867,000	1,005,000	1,015,000
TOTAL	\$ 775,000	\$ 785,000	\$ 968,000	\$ 867,000	\$ 1,005,000	\$ 1,015,000

Project
Citywide Element

Streets Yard Improvements
Effective Government

Project # **12503**
Project Type **Program**

Project Description

This program is for improving the Street Division's two drop-off sites to maintain service levels. Currently available program funding will be used for crack sealing and chip sealing the Badger Road facility campus.

Project Budget by Funding Source

	2022	2023	2024	2025	2026	2027
GF GO Borrowing	-	475,000	200,000	200,000	200,000	230,000
TOTAL	\$ -	\$ 475,000	\$ 200,000	\$ 200,000	\$ 200,000	\$ 230,000

Project
Citywide Element

Transfer Station Tipping Floor
Effective Government

Project # **12445**
Project Type **Project**

Project Description

This project is for replacing the transfer station tipping floor at Olin Avenue. The goal of this project is to support Streets Division's solid waste service by replacing the tipping floor, which has reached its useful life.

Project Budget by Funding Source

	2022	2023	2024	2025	2026	2027
GF GO Borrowing	-	210,000	-	-	-	-
TOTAL	\$ -	\$ 210,000	\$ -	\$ -	\$ -	\$ -

Streets Division

2022 Appropriation Schedule

2022 Appropriation

Executive Budget

	Request	GO Borrowing	Other	Total
Street Tree Program	340,000	175,000	165,000	340,000
Streets Equipment	775,000	775,000	-	775,000
Total 2022 Appropriation	\$ 1,115,000	\$ 950,000	\$ 165,000	\$ 1,115,000

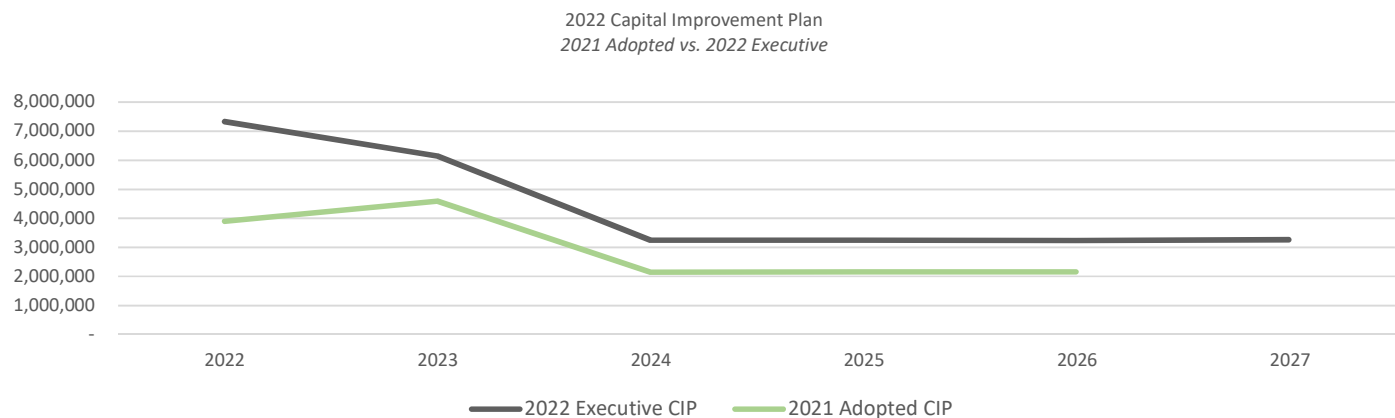
Traffic Engineering

Capital Improvement Plan

Project Summary: Executive

	2022	2023	2024	2025	2026	2027
Citywide LED Conversion	750,000	1,500,000	-	-	-	-
Field Equipment Replacement	275,000	-	50,000	25,000	-	-
John Nolen Drive Lighting	2,000,000	-	-	-	-	-
Public Safety Radio System	150,000	1,100,000	150,000	150,000	150,000	150,000
Safe Streets Madison	2,050,000	2,050,000	1,550,000	1,564,000	1,582,000	1,601,000
Street Light Installation	615,000	615,000	615,000	620,000	620,000	630,000
Traffic Safety Infrastructure	50,000	50,000	50,000	50,000	50,000	50,000
Traffic Signal Installation	830,000	830,000	830,000	835,000	835,000	840,000
Twenty is Plenty	613,026	-	-	-	-	-
	\$ 7,333,026	\$ 6,145,000	\$ 3,245,000	\$ 3,244,000	\$ 3,237,000	\$ 3,271,000

Changes from 2021 CIP



Major Changes

- Field Equipment Replacement
 - Program added to the CIP for replacement of equipment used in field operations (\$350k)
- John Nolen Drive Lighting
 - Budget increased by \$1 million due to tunnel ventilation system enhancements, increased design costs, and increased materials costs
- Safe Streets Madison
 - Program added to the CIP that consolidates several existing capital programs from Engineering and Traffic Engineering. Following recommendations from a joint subcommittee of the Transportation Commission and the Transportation Policy and Planning Board, the following existing capital programs are consolidated to create the new program:
 - Neighborhood Traffic Management & Pedestrian Improvements, Engineering - Major Streets
 - Safe Routes to School, Engineering - Bicycle and Pedestrian
 - Ped/Bike Enhancement, Engineering - Bicycle and Pedestrian
 - Vision Zero, Traffic Engineering
 - An additional \$1 million is included over 2022 and 2023 for bicycle enhancements in East Madison from Blair Street to Hwy 30.
- Twenty is Plenty
 - New project to the CIP that will fund signage and installation for an initiative to lower the default speed limit to 20 mph across the City

Traffic Engineering

Budget Overview

2022 CIP by Expenditure Type

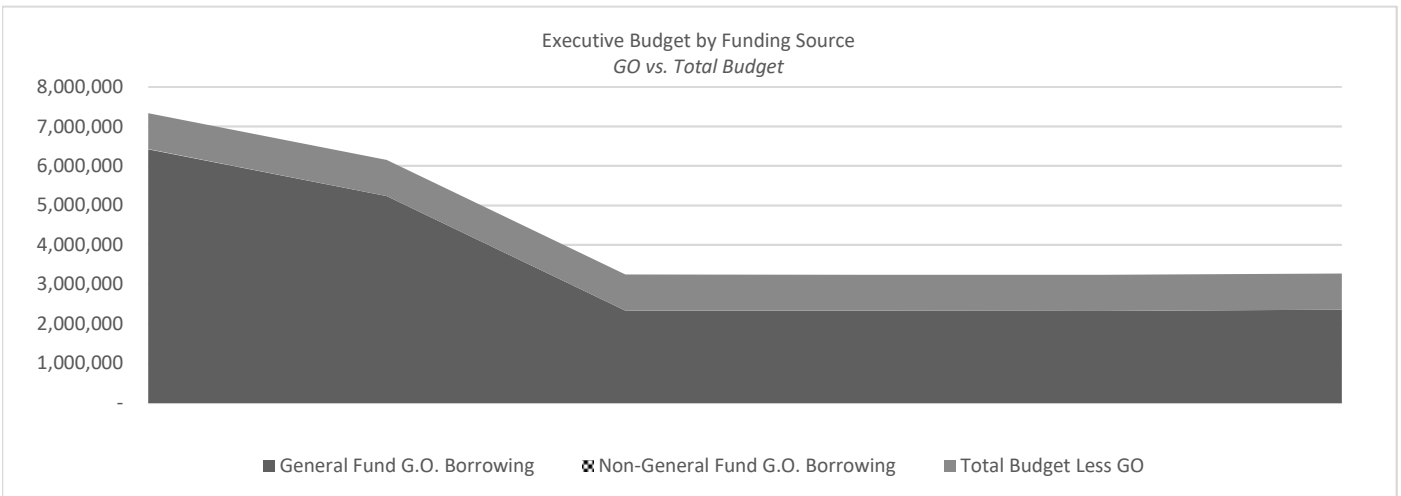
	2022	2023	2024	2025	2026	2027
Bike Path	700,000	700,000	700,000	700,000	700,000	700,000
Fiber Network	25,000	-	-	-	-	-
Machinery and Equipment	900,000	1,600,000	700,000	675,000	650,000	650,000
Other	3,443,026	830,000	830,000	835,000	835,000	840,000
Street	850,000	850,000	350,000	364,000	382,000	401,000
Streetlighting	1,365,000	2,115,000	615,000	620,000	620,000	630,000
Total	\$ 7,333,026	\$ 6,145,000	\$ 3,245,000	\$ 3,244,000	\$ 3,237,000	\$ 3,271,000

2022 CIP by Funding Source

	2022	2023	2024	2025	2026	2027
GF GO Borrowing	6,423,026	5,235,000	2,335,000	2,334,000	2,327,000	2,356,000
County Sources	45,000	45,000	45,000	45,000	45,000	45,000
Developer Capital Funding	410,000	410,000	410,000	410,000	410,000	415,000
Other Govt Pmt For Services	80,000	80,000	80,000	80,000	80,000	80,000
Special Assessment	275,000	275,000	275,000	275,000	275,000	275,000
State Sources	100,000	100,000	100,000	100,000	100,000	100,000
Total	\$ 7,333,026	\$ 6,145,000	\$ 3,245,000	\$ 3,244,000	\$ 3,237,000	\$ 3,271,000

Borrowing Summary

	2022	2023	2024	2025	2026	2027
Borrowing Schedule						
General Fund G.O. Borrowing	6,423,026	5,235,000	2,335,000	2,334,000	2,327,000	2,356,000
Non-General Fund G.O. Borrowing	-	-	-	-	-	-
Total	\$ 6,423,026	\$ 5,235,000	\$ 2,335,000	\$ 2,334,000	\$ 2,327,000	\$ 2,356,000
Annual Debt Service						
General Fund G.O. Borrowing	834,993	680,550	303,550	303,420	302,510	306,280
Non-General Fund G.O. Borrowing	-	-	-	-	-	-



Traffic Engineering

Project Overview

Project	Citywide LED Conversion	Project #	13065
Citywide Element	Green and Resilient	Project Type	Project

Project Description

This project is to convert all remaining City streetlights to LED. The goal of this project is to replace street light fixtures with more energy efficient LED fixtures, reducing energy usage and costs. The project's scope includes equipment costs for the replacement of all non-LED streetlight fixtures. Completion of the project is estimated to save \$390,000 in electricity costs annually. These projected savings do not include debt service costs.

Project Budget by Funding Source

	2022	2023	2024	2025	2026	2027
GF GO Borrowing	750,000	1,500,000	-	-	-	-
TOTAL	\$ 750,000	\$ 1,500,000	\$ -	\$ -	\$ -	\$ -

Project	Field Equipment Replacement	Project #	13779
Citywide Element	Effective Government	Project Type	Program

Project Description

This program is for the purchase and replacement of equipment used to support Traffic Engineering field operations including the City's fiber optic network, signing, streetlighting and signal operations. The goal of this program is to improve efficiency and reduce delays in providing or restoring services to City agencies and partners. Funding in 2022 will purchase a new Aerial Lift Truck, updated fiber optic troubleshooting equipment, and replace an aging sign pipe threader. Funding in 2024 and 2025 will support pavement marking removal equipment and the replacement of a large format digital printer.

Project Budget by Funding Source

	2022	2023	2024	2025	2026	2027
GF GO Borrowing	275,000	-	50,000	25,000	-	-
TOTAL	\$ 275,000	\$ -	\$ 50,000	\$ 25,000	\$ -	\$ -

Project	John Nolen Drive Lighting	Project #	12730
Citywide Element	Land Use and Transportation	Project Type	Project

Project Description

This project funds replacing the current tunnel lighting on John Nolen Drive under Monona Terrace. The goal of the project is to improve safety along the existing roadway by replacing the existing lighting that has been damaged by snow and stormwater runoff. The scope of the project includes the updated lighting infrastructure and installation costs, as well as review of emergency ventilation fan equipment. Funding to study this project was included in the 2020 capital budget. Construction of the project is scheduled for 2022.

Project Budget by Funding Source

	2022	2023	2024	2025	2026	2027
GF GO Borrowing	2,000,000	-	-	-	-	-
TOTAL	\$ 2,000,000	\$ -	\$ -	\$ -	\$ -	\$ -

Project
Citywide Element

Public Safety Radio System
Healthy and Safe

Project # **10420**
Project Type **Program**

Project Description

This program is for digital emergency communication equipment. The program's goal is to build redundancy to ensure the continuation of operations in case of major disruptions. The program's scope is focused on purchasing equipment and the corresponding software to operate the equipment. Funding in 2023 will be used to purchase a backup system to safeguard against system interruptions.

Project Budget by Funding Source

	2022	2023	2024	2025	2026	2027
GF GO Borrowing	150,000	1,100,000	150,000	150,000	150,000	150,000
TOTAL	\$ 150,000	\$ 1,100,000	\$ 150,000	\$ 150,000	\$ 150,000	\$ 150,000

Project
Citywide Element

Safe Streets Madison
Healthy and Safe

Project # **13778**
Project Type **Program**

Project Description

This program funds Vision Zero projects, safety enhancements, traffic calming, and pedestrian and bicycle system enhancements in the City of Madison. The goal of the program is to implement traffic safety measures and upgrade pedestrian and bicycle networks in a fair and equitable manner to improve safety and encourage increased walking and biking across the city.

Project Budget by Funding Source

	2022	2023	2024	2025	2026	2027
GF GO Borrowing	2,050,000	2,050,000	1,550,000	1,564,000	1,582,000	1,601,000
TOTAL	\$ 2,050,000	\$ 2,050,000	\$ 1,550,000	\$ 1,564,000	\$ 1,582,000	\$ 1,601,000

Project
Citywide Element

Street Light Installation
Healthy and Safe

Project # **10418**
Project Type **Program**

Project Description

This program is for improvements to outdated street lighting systems, including computer support; replacement or painting/refurbishing of older poles, fixtures, cable and other major street light equipment; and installation of new street lights. The program's goal is to provide adequate lighting on streets for motorists, pedestrians, and bicyclists. Projects planned in 2022 include replacement of poles on State Street and Bassett Street.

Project Budget by Funding Source

	2022	2023	2024	2025	2026	2027
GF GO Borrowing	175,000	175,000	175,000	180,000	180,000	185,000
County Sources	15,000	15,000	15,000	15,000	15,000	15,000
Developer Capital Funding	300,000	300,000	300,000	300,000	300,000	305,000
Other Govt Pmt For Services	30,000	30,000	30,000	30,000	30,000	30,000
Special Assessment	75,000	75,000	75,000	75,000	75,000	75,000
State Sources	20,000	20,000	20,000	20,000	20,000	20,000
TOTAL	\$ 615,000	\$ 615,000	\$ 615,000	\$ 620,000	\$ 620,000	\$ 630,000

Project
Citywide Element

Traffic Safety Infrastructure
Healthy and Safe

Project # **10428**
Project Type **Program**

Project Description

This program is for traffic control devices used in the design for the local share of the State Highway Hazard Elimination program, signs, and traffic safety studies. The goal of this program is to improve traffic safety and accessibility for pedestrians, bicyclists, motorists, and transit users. Specific projects for 2022 have not yet been identified.

Project Budget by Funding Source

	2022	2023	2024	2025	2026	2027
GF GO Borrowing	50,000	50,000	50,000	50,000	50,000	50,000
TOTAL	\$ 50,000	\$ 50,000	\$ 50,000	\$ 50,000	\$ 50,000	\$ 50,000

Project
Citywide Element

Traffic Signal Installation
Land Use and Transportation

Project # **10427**
Project Type **Program**

Project Description

This program is for replacing and modernizing the City's traffic signal network. The goal of the program is to provide energy efficient and dynamic traffic signals that are readily adaptable to provide for safe, efficient traffic flow for vehicles, bicycles, and pedestrians. Projects planned for 2022 include signal improvements at Old Sauk and Heartland Trail.

Project Budget by Funding Source

	2022	2023	2024	2025	2026	2027
GF GO Borrowing	360,000	360,000	360,000	365,000	365,000	370,000
County Sources	30,000	30,000	30,000	30,000	30,000	30,000
Developer Capital Funding	110,000	110,000	110,000	110,000	110,000	110,000
Other Govt Pmt For Services	50,000	50,000	50,000	50,000	50,000	50,000
Special Assessment	200,000	200,000	200,000	200,000	200,000	200,000
State Sources	80,000	80,000	80,000	80,000	80,000	80,000
TOTAL	\$ 830,000	\$ 830,000	\$ 830,000	\$ 835,000	\$ 835,000	\$ 840,000

Project
Citywide Element

Twenty is Plenty
Healthy and Safe

Project # **13573**
Project Type **Project**

Project Description

This project funds the 20 is Plenty initiative. The 20 is Plenty initiative will lower the default speed limit to 20 mph across the city and this project will fund the installation of the necessary signing. The reduction of the default speed limit on local streets will decrease crashes and increase safety for all road users.

Project Budget by Funding Source

	2022	2023	2024	2025	2026	2027
GF GO Borrowing	613,026	-	-	-	-	-
TOTAL	\$ 613,026	\$ -	\$ -	\$ -	\$ -	\$ -

Traffic Engineering

2022 Appropriation Schedule

2022 Appropriation

Executive Budget

	Request	GO Borrowing	Other	Total
Aerial Lift Truck	195,000	-	-	-
Citywide LED Conversion	750,000	750,000	-	750,000
Field Equipment Replacement	-	275,000	-	275,000
John Nolen Drive Lighting	2,000,000	2,000,000	-	2,000,000
Optical Time-domain Reflectometer	25,000	-	-	-
Public Safety Radio System	150,000	150,000	-	150,000
Safe Streets Madison	-	2,050,000	-	2,050,000
Sign Pipe Threader	55,000	-	-	-
Street Light Installation	615,000	175,000	440,000	615,000
Traffic Safety Infrastructure	50,000	50,000	-	50,000
Traffic Signal Installation	830,000	360,000	470,000	830,000
Twenty is Plenty	613,026	613,026	-	613,026
Vision Zero	500,000	-	-	-
Total 2022 Appropriation	\$ 5,783,026	\$ 6,423,026	\$ 910,000	\$ 7,333,026

Transportation

Capital Improvement Plan

Project Summary: Executive

	2022	2023	2024	2025	2026	2027
E-W Bus Rapid Transit	142,533,070	-	-	-	-	-
North-South Bus Rapid Transit	-	4,000,000	-	-	-	-
Inter-City Passenger Rail Station and Planning	120,000	-	-	-	-	-
	\$ 142,653,070	\$ 4,000,000	\$ -	\$ -	\$ -	\$ -

Changes from 2021 CIP



Major Changes

- East-West (E-W) Bus Rapid Transit (BRT)
 - GO Borrowing for the BRT project decreased \$22m, driven by increased federal funding and the use of property as a local match for federal grants
 - Federal economic recovery funding of \$7m added to the BRT project and is offset by a reduction in borrowing for the project. This borrowing will instead be used in Metro Transit's capital budget for investments that seek to lower long-term operating costs.
 - Increased funding from TIF Proceeds (\$6m)
- North-South Bus Rapid Transit
 - Project added to the CIP with funding for design of the North-South segment of BRT (\$4m)
- Inter-City Passenger Rail Station and Planning
 - Project added to the CIP (\$120k)

Transportation

Budget Overview

2022 CIP by Expenditure Type

	2022	2023	2024	2025	2026	2027
Land Improvements	37,963,569	-	-	-	-	-
Machinery and Equipment	60,918,301	-	-	-	-	-
Other	120,000	4,000,000	-	-	-	-
Street	43,651,200	-	-	-	-	-
Total	\$ 142,653,070	\$ 4,000,000	\$ -	\$ -	\$ -	\$ -

2022 CIP by Funding Source

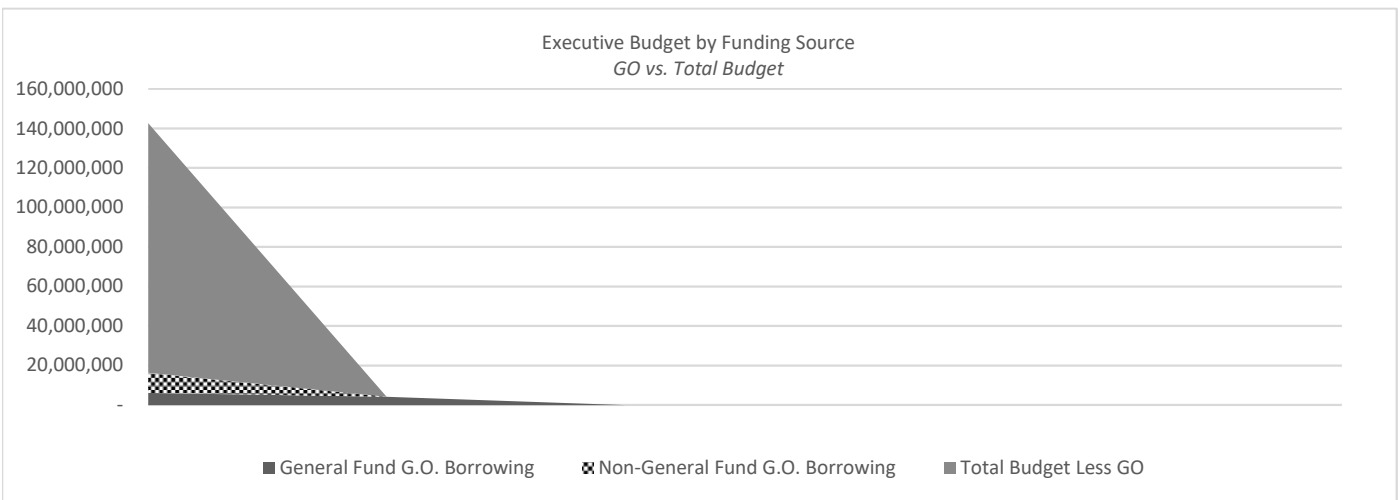
	2022	2023	2024	2025	2026	2027
GF GO Borrowing	6,139,965	4,000,000	-	-	-	-
Non-GF GO Borrowing	10,000,000	-	-	-	-	-
Federal Sources	115,813,105	-	-	-	-	-
Other Govt Pmt For Services	700,000	-	-	-	-	-
TIF Proceeds	10,000,000	-	-	-	-	-
Total	\$ 142,653,070	\$ 4,000,000	\$ -	\$ -	\$ -	\$ -

Borrowing Summary

	2022	2023	2024	2025	2026	2027
Borrowing Schedule						
General Fund G.O. Borrowing	6,139,965	4,000,000	-	-	-	-
Non-General Fund G.O. Borrowing	10,000,000	-	-	-	-	-
Total	\$ 16,139,965	\$ 4,000,000	\$ -	\$ -	\$ -	\$ -

Annual Debt Service

General Fund G.O. Borrowing	798,195	520,000	-	-	-	-
Non-General Fund G.O. Borrowing	1,300,000	-	-	-	-	-



Transportation

Project Overview

Project	E-W Bus Rapid Transit	Project #	17607
Citywide Element	Land Use and Transportation	Project Type	Program

Project Description

This program is for implementation and construction costs for the first phase of E-W Bus Rapid Transit (BRT). The goal of a BRT system is to increase the capacity of the existing Metro system while decreasing ride times. The total project budget to implement this phase of BRT is \$166 million. This phase of the project will include:

- Roadway Modifications: \$48,995,499
- Station Construction and Right-of-Way: \$55,795,323
- Vehicles: \$61,209,179

The 2022 Executive Budget includes \$26,019,965 for the local share of the project funded by the sources listed below. TIF funding will be supported by a combination of borrowing and existing increment in TID 46-Research Park.

- General Fund Borrowing: \$6,019,965
- Non-General Fund Borrowing-TIF: \$10,000,000
- TIF Proceeds: \$10,000,000

The 2022 Executive Budget also includes \$700,000 for payments from the City of Sun Prairie and \$115,813,105 in federal funding, which includes \$83 million from the Federal Transit Administration Small Starts grant.

In addition to the appropriations outlined above, the total project budget of \$166 million includes:

- \$9,012,544 in prior capital appropriations from a combination of local, state, and federal sources
- \$13,000,000 in City-owned property that will serve as a local match for federal grants
- \$1,454,386 in future City of Madison operating debt service payments associated with the planned borrowing. Local funding for the debt service payments will be reflected in the City's operating budget based on the debt service payments for these bonds.

Construction is expected to begin in late 2022 and continue through 2024.

Project Budget by Funding Source

	2022	2023	2024	2025	2026	2027
GF GO Borrowing	6,019,965	-	-	-	-	-
Non-GF GO Borrowing	10,000,000	-	-	-	-	-
Federal Sources	115,813,105	-	-	-	-	-
Other Govt Pmt For Services	700,000	-	-	-	-	-
TIF Proceeds	10,000,000	-	-	-	-	-
TOTAL	\$ 142,533,070	\$ -	\$ -	\$ -	\$ -	\$ -

Project
Citywide Element

North-South Bus Rapid Transit
Land Use and Transportation

Project # **13665**
Project Type **Program**

Project Description

This program funds the design and implementation of the North-South Bus Rapid Transit (N-S BRT) from South Park Street north to Northport Drive. The goal of the N-S BRT is to complement the E-W BRT as it provides improved transit frequency and service to the City's north and south sides.

Project Budget by Funding Source

	2022	2023	2024	2025	2026	2027
GF GO Borrowing	-	4,000,000	-	-	-	-
TOTAL	\$ -	\$ 4,000,000	\$ -	\$ -	\$ -	\$ -

Project
Citywide Element

Inter-City Passenger Rail Station and Planning
Land Use and Transportation

Project # **13781**
Project Type **Project**

Project Description

This project would enlist a consultant for programming and planning activities associated with bringing passenger rail to Madison, as proposed in Amtrak's Connect US plan. Services would include developing station criteria, identifying and evaluating station locations, programming and budgeting, and interaction with state/federal agencies.

Project Budget by Funding Source

	2022	2023	2024	2025	2026	2027
GF GO Borrowing	120,000	-	-	-	-	-
TOTAL	\$ 120,000	\$ -	\$ -	\$ -	\$ -	\$ -

Transportation

2022 Appropriation Schedule

2022 Appropriation

Executive Budget

	Request	GO Borrowing	Other	Total
E-W Bus Rapid Transit	139,533,070	16,019,965	126,513,105	142,533,070
East Madison Bicycle Enhancements	1,000,000	-	-	-
Inter-City Passenger Rail Station and Planning	-	120,000	-	120,000
Total 2022 Appropriation	\$ 140,533,070	\$ 16,139,965	\$ 126,513,105	\$ 142,653,070

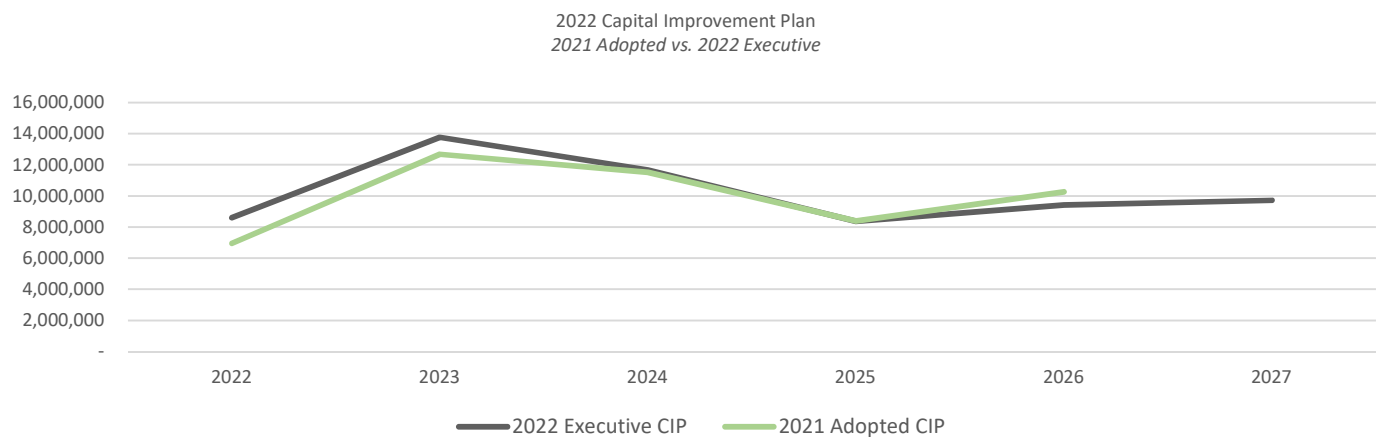
Water Utility

Capital Improvement Plan

Project Summary: Executive

	2022	2023	2024	2025	2026	2027
Atwood Avenue	24,000	1,922,000	-	-	-	-
Blair Street, S.	24,000	-	-	-	-	-
Blair/John Nolen Intersection	24,000	-	-	-	-	-
Booster Pump Station #213 Lakeview Reconstruct	-	-	188,000	1,161,000	-	-
Chlorinators & Florinators Program	35,000	35,000	40,000	40,000	41,000	42,000
Outer Capitol Loop Southeast	-	27,000	-	-	-	-
Park Street, South (Olin to RR)	-	25,000	-	437,000	-	-
Pleasant View Road - Phase 1	24,000	805,000	-	-	-	-
Unit Well #8 Reconstruction	-	-	-	88,000	1,778,000	2,292,000
Unit Well 12 Conversion to a Two Zone Well	-	263,000	3,754,000	41,000	-	-
Unit Well Rehab Program	330,000	247,000	340,000	254,000	350,000	262,000
University Ave (Shorewood to University Bay)	1,339,000	-	-	-	-	-
Water Hydrants Program	350,000	350,000	350,000	350,000	350,000	359,000
Water Mains - New	30,000	30,000	734,000	108,000	228,000	454,000
Water Mains Replace Rehab Improve - Pavement	2,042,000	481,000	402,000	1,377,000	656,000	1,359,000
Water Mains Replace Rehab Improve - Pipe Liner	617,000	900,000	1,036,000	1,172,000	1,458,000	1,458,000
Water Mains Replace Rehab Improve - Reconstruct	936,000	345,000	2,316,000	1,672,000	2,557,000	1,718,000
Water Meter and Fixed Network Program	513,000	526,000	539,000	552,000	566,000	580,000
Water Utility Facility Improvements	847,000	844,700	1,175,000	825,000	865,000	891,000
Water Utility Vehicles & Equipment	554,000	261,000	542,000	271,000	560,000	282,000
Water Valve Cut-In Program	16,000	17,000	18,000	19,000	20,000	21,000
Well 19 Iron and Manganese Filter	891,000	6,691,000	81,000	-	-	-
Wilson St (MLK to King)	-	-	157,000	-	-	-
	\$ 8,596,000	\$ 13,769,700	\$ 11,672,000	\$ 8,367,000	\$ 9,429,000	\$ 9,718,000

Changes from 2021 CIP



Major Changes

- Atwood Avenue
 - \$1.9m project added to CIP from Horizon List
- Blair Street, S.
 - \$24k added to Water Utility CIP in 2022 to support work on the Engineering-Major Streets project
- Blair/John Nolen Intersection
 - \$24k added to Water Utility CIP in 2022 to support work on the Engineering-Major Streets project
- Outer Capitol Loop Southeast
 - \$27k added to Water Utility CIP in 2023 to support work on the Engineering-Major Streets project
- Park Street, South (Olin to RR)
 - \$462k added to Water Utility CIP in 2023 and 2025 to support work on the Engineering-Major Streets project

- Pleasant View Road - Phase 1
 - \$829k added to Water Utility CIP in 2022 and 2023 to support work on the Engineering-Major Streets project
- Unit Well #8 Reconstruction
 - Project delayed one year to start in 2025
- University Ave (Shorewood to University Bay)
 - \$1.3m added to Water Utility CIP in 2022 to support work on the Engineering-Major Streets project
- Water Mains - New
 - Program budget decreased \$987k from 2022-2026
- Water Mains Replace Rehab Improve - Pavement Management
 - Program budget increased \$1.0m from 2022-2026
- Water Mains Replace Rehab Improve - Pipe Lining
 - Program budget decreased \$443k from 2022-2026
- Water Mains Replace Rehab Improve - Reconstruct Streets
 - Program budget increased \$841k from 2022-2026
- Water Utility Facility Improvements
 - Program budget decreased \$1.2m from 2022-2026
- Water Utility Vehicles & Equipment
 - Program budget increased \$69k from 2022-2026
- Wilson Street (MLK to King)
 - \$157k added to Water Utility CIP in 2024 to support work on the Engineering-Major Streets project

Water Utility

Budget Overview

2022 CIP by Expenditure Type

	2022	2023	2024	2025	2026	2027
Building	1,335,000	7,410,000	4,869,000	697,000	2,075,000	511,000
Land	-	-	-	-	200,000	-
Machinery and Equipment	1,835,000	1,457,700	1,790,000	2,535,000	1,885,000	1,546,000
Water Network	5,426,000	4,902,000	5,013,000	5,135,000	5,269,000	7,661,000
Total	\$ 8,596,000	\$ 13,769,700	\$ 11,672,000	\$ 8,367,000	\$ 9,429,000	\$ 9,718,000

2022 CIP by Funding Source

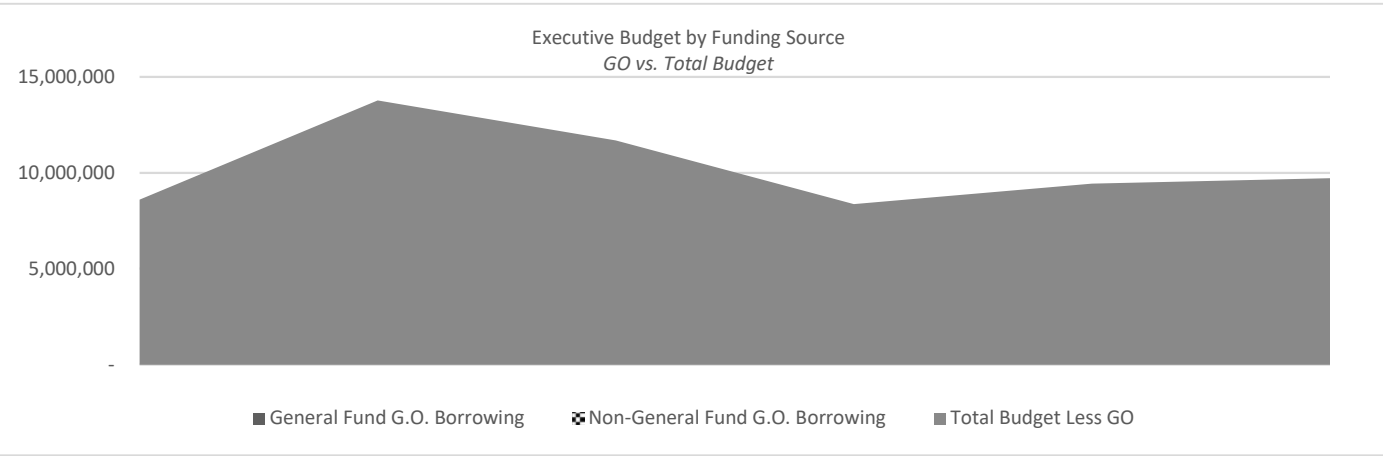
	2022	2023	2024	2025	2026	2027
Reserves Applied	2,645,000	2,280,700	3,004,000	2,311,000	2,752,000	2,437,000
Revenue Bonds	5,951,000	11,489,000	8,668,000	6,056,000	6,677,000	7,281,000
Total	\$ 8,596,000	\$ 13,769,700	\$ 11,672,000	\$ 8,367,000	\$ 9,429,000	\$ 9,718,000

Borrowing Summary

	2022	2023	2024	2025	2026	2027
Borrowing Schedule						
General Fund G.O. Borrowing	-	-	-	-	-	-
Non-General Fund G.O. Borrowing	-	-	-	-	-	-
Total	\$ -	\$ -	\$ -	\$ -	\$ -	\$ -

Annual Debt Service

General Fund G.O. Borrowing	-	-	-	-	-	-
Non-General Fund G.O. Borrowing	-	-	-	-	-	-



Water Utility

Project Overview

Project	Atwood Avenue	Project #	11127
Citywide Element	Land Use and Transportation	Project Type	Project

Project Description

This project funds the reconstruction of Atwood Avenue from Fair Oaks Avenue to Cottage Grove Road to a three-lane boulevard with multi-use paths. Median and crosswalk enhancements are proposed for safe pedestrian crossing to Olbrich Gardens and Olbrich Park. The multi-use path will be utilized for the Lake Loop route around Lake Monona. A new pedestrian and bicycle bridge over the Starkweather Creek is included in the project. The goal of the project is to improve the facilities for pedestrians, bicyclists, motor vehicles and transit. Funding shown reflects the Water Utility component of the project.

Project Budget by Funding Source

	2022	2023	2024	2025	2026	2027
Revenue Bonds	24,000	1,922,000	-	-	-	-
TOTAL	\$ 24,000	\$ 1,922,000	\$ -	\$ -	\$ -	\$ -

Project	Blair Street, S.	Project #	11128
Citywide Element	Land Use and Transportation	Project Type	Project

Project Description

This project is for reconstructing South Blair Street from East Washington Avenue to Williamson Street and East Washington Avenue from Blair Street to Blount Street. The goal of this project is to improve the pavement quality of the 0.3 mile segment to ensure transportation safety. The current pavement rating of this road is 3 of 10. The project scope includes a new traffic signal for the East Main Street and South Blair Street intersection. Construction is proposed in 2022. Funding shown reflects the Water Utility component of the project.

Project Budget by Funding Source

	2022	2023	2024	2025	2026	2027
Revenue Bonds	24,000	-	-	-	-	-
TOTAL	\$ 24,000	\$ -	\$ -	\$ -	\$ -	\$ -

Project	Blair/John Nolen Intersection	Project #	11135
Citywide Element	Land Use and Transportation	Project Type	Project

Project Description

This project is for replacing pavement, curb, gutter, and sidewalk at the intersection of Blair Street and John Nolen Drive. The goal of the project is to improve the safety of the intersection for pedestrians, bicyclists and motor vehicles in addition to improve the pavement quality rating of the intersection. The current pavement quality rating is 3 of 10. Construction is planned for 2022. Funding shown reflects the Water Utility component of the project.

Project Budget by Funding Source

	2022	2023	2024	2025	2026	2027
Revenue Bonds	24,000	-	-	-	-	-
TOTAL	\$ 24,000	\$ -	\$ -	\$ -	\$ -	\$ -

Project	Booster Pump Station #213 Lakeview Reconstruction	Project #	12441
Citywide Element	Green and Resilient	Project Type	Project

Project Description

This project is for reconstructing the Lake View Booster Pumping Station. The goal of the project is to meet fire fighting requirements and expansion in Zone 5. A generator will also be added to ensure reliability of the pumping station in the event of a power outage. Pump capacity will be increased to 1200 gallons per minute.

Project Budget by Funding Source

	2022	2023	2024	2025	2026	2027
Revenue Bonds	-	-	188,000	1,161,000	-	-
TOTAL	\$ -	\$ -	\$ 188,000	\$ 1,161,000	\$ -	\$ -

Project	Chlorinators & Florinators Program	Project #	12386
Citywide Element	Green and Resilient	Project Type	Program

Project Description

This program rebuilds and replaces chlorinator and florinator equipment on a 10 year replacement cycle. The goal of this program is to reduce failures and service interruptions for safe and reliable water. Progress will be measured by the frequency of equipment failure.

Project Budget by Funding Source

	2022	2023	2024	2025	2026	2027
Reserves Applied	35,000	35,000	40,000	40,000	41,000	42,000
TOTAL	\$ 35,000	\$ 35,000	\$ 40,000	\$ 40,000	\$ 41,000	\$ 42,000

Project	Outer Capitol Loop Southeast	Project #	10303
Citywide Element	Land Use and Transportation	Project Type	Project

Project Description

This project is for reconstructing the southeast section of the Outer Capitol Loop. The goal of this project is to improve the roadway's pavement quality rating and pedestrian experience. The pavement quality rating for the roadway is currently 4 of 10. The project's scope includes reconstruction of East Doty Street from Martin Luther King Jr. Boulevard to South Webster Street and South Pinckney from East Doty Street to East Wilson Street. Funding in 2023 is for construction. Funding shown reflects the Water Utility component of the project.

Project Budget by Funding Source

	2022	2023	2024	2025	2026	2027
Revenue Bonds	-	27,000	-	-	-	-
TOTAL	\$ -	\$ 27,000	\$ -	\$ -	\$ -	\$ -

Project	Park Street, South (Olin To RR)	Project #	11133
Citywide Element	Land Use and Transportation	Project Type	Project

Project Description

This project is for reconstructing South Park Street. The goal of the project is to improve the pavement quality of the roadway. The current pavement rating is 4 of 10. The project's scope includes South Park Street from the railroad to Olin Avenue. Construction is planned for 2026. Funding shown reflects the Water Utility component of the project.

Project Budget by Funding Source

	2022	2023	2024	2025	2026	2027
Revenue Bonds	-	25,000	-	437,000	-	-
TOTAL	\$ -	\$ 25,000	\$ -	\$ 437,000	\$ -	\$ -

Project	Pleasant View Road - Phase 1	Project #	10284
Citywide Element	Land Use and Transportation	Project Type	Project

Project Description

This project is for reconstructing Pleasant View Road from US-14 to Old Sauk Road. The goal of this project is to expand the existing roadway and improve the pavement quality. The current pavement rating is 4 of 10. The project's scope includes construction of a four-lane roadway with multi-use path and sidewalk to replace the existing two-lane roadway. Construction is planned for 2022 and 2023. Funding shown reflects the Water Utility component of the project.

Project Budget by Funding Source

	2022	2023	2024	2025	2026	2027
Revenue Bonds	24,000	805,000	-	-	-	-
TOTAL	\$ 24,000	\$ 805,000	\$ -	\$ -	\$ -	\$ -

Project	Unit Well #8 Reconstruction	Project #	12440
Citywide Element	Green and Resilient	Project Type	Project

Project Description

This project is for reconstructing Unit Well #8. The goal of the project is to reduce iron and manganese levels via filtration upgrades and to expand capacity to a three zone well.

Project Budget by Funding Source

	2022	2023	2024	2025	2026	2027
Revenue Bonds	-	-	-	88,000	1,778,000	2,292,000
TOTAL	\$ -	\$ -	\$ -	\$ 88,000	\$ 1,778,000	\$ 2,292,000

Project	Unit Well 12 Conversion to a Two Zone Well	Project #	10452
Citywide Element	Green and Resilient	Project Type	Project

Project Description

This project is for rebuilding and expanding Well #12 located on South Whitney Way. The goal of the project is to provide water supply capacity to five existing pressure zones, which represents the majority of the City's west side. The system flexibility provided by this project will improve service reliability and maximize water supply. Funding in 2023 is for design and funding in 2024 is for construction.

Project Budget by Funding Source

	2022	2023	2024	2025	2026	2027
Revenue Bonds	-	263,000	3,754,000	41,000	-	-
TOTAL	\$ -	\$ 263,000	\$ 3,754,000	\$ 41,000	\$ -	\$ -

Project
Citywide Element

Unit Well Rehab Program
Green and Resilient

Project # **12341**
Project Type **Program**

Project Description

This program is for the 10 year unit well upgrade projects as recommended by WiDNR. The goal of this program is to ensure that all unit wells are functioning at an efficient level and to reduce annual maintenance costs. Progress will be measured by reduction of maintenance costs, fewer unit well failures, and compliance with the 10 year schedule.

Project Budget by Funding Source

	2022	2023	2024	2025	2026	2027
Reserves Applied	330,000	247,000	340,000	254,000	350,000	262,000
TOTAL	\$ 330,000	\$ 247,000	\$ 340,000	\$ 254,000	\$ 350,000	\$ 262,000

Project
Citywide Element

University Ave (Shorewood To University Bay)
Land Use and Transportation

Project # **11168**
Project Type **Project**

Project Description

This project is for reconstructing University Avenue from Shorewood Boulevard to University Bay Drive. The goal of this project is to enhance the pedestrian and bicycle facilities in the corridor and also improve the pavement quality and stormwater network. The current pavement quality rating is 4 of 10. The project's scope includes street reconstruction, a new pedestrian and bicycle overpass of University Bay Drive for the Campus Drive path, a new sidewalk on the north side of the street, and wider terraces that will enhance pedestrian safety. The project is being set up to provide transit facilities for future Bus Rapid Transit. Funding in 2022 is for construction. Funding shown reflects the Water Utility component of the project.

Project Budget by Funding Source

	2022	2023	2024	2025	2026	2027
Revenue Bonds	1,339,000	-	-	-	-	-
TOTAL	\$ 1,339,000	\$ -	\$ -	\$ -	\$ -	\$ -

Project
Citywide Element

Water Hydrants Program
Neighborhoods and Housing

Project # **12385**
Project Type **Program**

Project Description

This program is for the annual raising, replacing and moving of water hydrants. The goal of this program is to maintain reliable service for fire suppression.

Project Budget by Funding Source

	2022	2023	2024	2025	2026	2027
Reserves Applied	350,000	350,000	350,000	350,000	350,000	359,000
TOTAL	\$ 350,000	\$ 350,000	\$ 350,000	\$ 350,000	\$ 350,000	\$ 359,000

Project
Citywide Element

**Water Mains - New
Green and Resilient**

Project # **12507**
Project Type **Program**

Project Description

This program is for installing new water mains throughout the City. The goal of the program is to strengthen and expand the existing distribution system, improve water pressure, improve fire protection, allow transfer of water between pressure zones, and to serve the growing areas of the City. Newly installed mains include hydraulic improvements consistent with the Water Utility Master Plan. Planned projects in 2022 include Hydraulic Improvements.

Project Budget by Funding Source

	2022	2023	2024	2025	2026	2027
Revenue Bonds	30,000	30,000	734,000	108,000	228,000	454,000
TOTAL	\$ 30,000	\$ 30,000	\$ 734,000	\$ 108,000	\$ 228,000	\$ 454,000

Project
Citywide Element

**Water Mains Replace Rehab Improve - Pavement Managen
Green and Resilient**

Project # **11894**
Project Type **Program**

Project Description

This program is for replacing existing water mains in conjunction with the repaving of roads as part of the City's Engineering-Major Streets Pavement Management program. The goal of the program is to update the water infrastructure, reducing the risk of pipe failure. The program aligns with the Water Utility's goal to replace or rehabilitate over 400 miles of aging pipe within the City over a 40-year period to renew and maintain the system. Planned projects in 2022 include: Old Middleton Road/Craig Avenue, West Washington Avenue, Kroncke Drive/Lanett Circle/Tanager Trail, North Brooks Street/Fahrenbrook Court/College Court, and hydraulic improvements.

Project Budget by Funding Source

	2022	2023	2024	2025	2026	2027
Revenue Bonds	2,042,000	481,000	402,000	1,377,000	656,000	1,359,000
TOTAL	\$ 2,042,000	\$ 481,000	\$ 402,000	\$ 1,377,000	\$ 656,000	\$ 1,359,000

Project
Citywide Element

**Water Mains Replace Rehab Improve - Pipe Lining
Green and Resilient**

Project # **11892**
Project Type **Program**

Project Description

This program is for cured-in-place-pipe lining (CIPP) to improve the quality of existing pipes in the water network throughout the City. The goal of the program is to lengthen the useful life of the pipes at a lower cost than replacing the pipe. The program measures the miles of pipe rehabilitated using the lining method. Locations for CIPP lining are evaluated on an annual basis.

Project Budget by Funding Source

	2022	2023	2024	2025	2026	2027
Revenue Bonds	617,000	900,000	1,036,000	1,172,000	1,458,000	1,458,000
TOTAL	\$ 617,000	\$ 900,000	\$ 1,036,000	\$ 1,172,000	\$ 1,458,000	\$ 1,458,000

Project Description

This program is for replacing existing water mains in conjunction with the reconstruction of roads as part of the City's Engineering-Major Streets Reconstruct Streets program. The goal of the program is to update the water infrastructure, diminishing the risk of pipe failure. The program aligns with the Water Utility's goal to replace or rehabilitate over 400 miles of aging pipe within the City over a 40-year period to renew and maintain the system. Planned projects in 2022 include: Helena/Russell/Jenifer Streets, Starkweather Drive, Hill Crest Drive/Standish Court/Alden Drive, Davies Street/Major Avenue/Dempsey Road/Maher Avenue, Pontiac Trail/Nokomis Court/Rosewood Circle/Boston Court, and hydraulic improvements.

Project Budget by Funding Source

	2022	2023	2024	2025	2026	2027
Revenue Bonds	936,000	345,000	2,316,000	1,672,000	2,557,000	1,718,000
TOTAL	\$ 936,000	\$ 345,000	\$ 2,316,000	\$ 1,672,000	\$ 2,557,000	\$ 1,718,000

Project Description

This program is for the water meter and fixed network advanced metering infrastructure (AMI) improvements. The program identifies projects via the State Public Service Commission (PSC) requirement for a prescribed schedule of meter replacement and testing. The goal of the program is to maximize the accuracy of the municipal services statements issued to customers. Progress will be measured by comparing the meter maintenance against the respective prescribed schedules as well as monitoring the total non-revenue water volume.

Project Budget by Funding Source

	2022	2023	2024	2025	2026	2027
Reserves Applied	513,000	526,000	539,000	552,000	566,000	580,000
TOTAL	\$ 513,000	\$ 526,000	\$ 539,000	\$ 552,000	\$ 566,000	\$ 580,000

Project Description

This program is for repairing and upgrading Water Utility facilities. The goal of the program is to maintain the facilities for reliable service and reducing emergency repairs. Progress is measured by tracking the number of emergency calls, facility outages, and accidents each year. Funding in 2022 is for SCADA system upgrades and expansion, fiber optic installation and upgrade, deep well variable frequency drive (VFD) installs, facility safety and security upgrades, and other miscellaneous upgrades.

Project Budget by Funding Source

	2022	2023	2024	2025	2026	2027
Reserves Applied	847,000	844,700	1,175,000	825,000	865,000	891,000
TOTAL	\$ 847,000	\$ 844,700	\$ 1,175,000	\$ 825,000	\$ 865,000	\$ 891,000

Project
Citywide Element

Water Utility Vehicles & Equipment
Green and Resilient

Project # **12339**
Project Type **Program**

Project Description

This program is for the annual vehicle and equipment replacements and additions. Replacement schedules are based on age and mileage of the vehicles and equipment. The goal of this program is to provide reliable vehicles and equipment for Water Utility's operations. Progress will be measured by the frequency of vehicle breakdowns and actual useful life obtained. In 2022, funds will be used to purchase four new vehicles, a new towable lift, and other various tools and equipment, as well as modernize mapping and service equipment.

Project Budget by Funding Source

	2022	2023	2024	2025	2026	2027
Reserves Applied	554,000	261,000	542,000	271,000	560,000	282,000
TOTAL	\$ 554,000	\$ 261,000	\$ 542,000	\$ 271,000	\$ 560,000	\$ 282,000

Project
Citywide Element

Water Valve Cut-In Program
Green and Resilient

Project # **12387**
Project Type **Program**

Project Description

This program is for installing new valve cut-ins to the existing water infrastructure. The goal of this program is to eliminate areas of the city where water service is negatively impacted during water system maintenance and repair. Success is measured by a reduction in complaints from customers for impacted service.

Project Budget by Funding Source

	2022	2023	2024	2025	2026	2027
Reserves Applied	16,000	17,000	18,000	19,000	20,000	21,000
TOTAL	\$ 16,000	\$ 17,000	\$ 18,000	\$ 19,000	\$ 20,000	\$ 21,000

Project
Citywide Element

Well 19 Iron and Manganese Filter
Green and Resilient

Project # **10448**
Project Type **Project**

Project Description

This project is for a new iron, manganese, and radium treatment system at Well 19 located on Lake Mendota Drive on the City's west side. The goal of this project is to improve water quality in the area. Progress will be measured by the change in iron, manganese, and radium concentrations, which currently do not meet Madison Water Utility standards. Funding in 2023 is for construction.

Project Budget by Funding Source

	2022	2023	2024	2025	2026	2027
Revenue Bonds	891,000	6,691,000	81,000	-	-	-
TOTAL	\$ 891,000	\$ 6,691,000	\$ 81,000	\$ -	\$ -	\$ -

Project
Citywide Element

Wilson St (MLK to King)
Land Use and Transportation

Project #
Project Type

11543
Project

Project Description

This project is for replacing the pavement on Wilson Street from Martin Luther King Jr Boulevard to King Street. The goal of this project is to improve the pavement rating, which is currently 4 of 10, and enhance the pedestrian and bicycle facilities along the corridor. The project's scope will construct a new cycle track along Wilson Street. Construction is planned for 2024. Funding shown reflects the Water Utility component of the project.

Project Budget by Funding Source

	2022	2023	2024	2025	2026	2027
Revenue Bonds	-	-	157,000	-	-	-
TOTAL	\$ -	\$ -	\$ 157,000	\$ -	\$ -	\$ -

Water Utility

2022 Appropriation Schedule

2022 Appropriation

Executive Budget

	Request	GO Borrowing	Other	Total
Atwood Avenue	24,000	-	24,000	24,000
Blair Street, S.	24,000	-	24,000	24,000
Blair/John Nolen Intersection	24,000	-	24,000	24,000
Chlorinators & Florinators Program	35,000	-	35,000	35,000
Pleasant View Road - Phase 1	24,000	-	24,000	24,000
Unit Well Rehab Program	330,000	-	330,000	330,000
University Ave (Shorewood to University Bay)	1,339,000	-	1,339,000	1,339,000
Water Hydrants Program	350,000	-	350,000	350,000
Water Mains - New	30,000	-	30,000	30,000
Water Mains Replace Rehab Improve - Pavement Management	2,042,000	-	2,042,000	2,042,000
Water Mains Replace Rehab Improve - Pipe Lining	617,000	-	617,000	617,000
Water Mains Replace Rehab Improve - Reconstruct Streets	311,000	-	936,000	936,000
Water Meter and Fixed Network Program	513,000	-	513,000	513,000
Water Utility Facility Improvements	847,000	-	847,000	847,000
Water Utility Vehicles & Equipment	554,000	-	554,000	554,000
Water Valve Cut-In Program	16,000	-	16,000	16,000
Well 19 Iron and Manganese Filter	891,000	-	891,000	891,000
Total 2022 Appropriation	\$ 7,971,000	\$ -	\$ 8,596,000	\$ 8,596,000



Cash Flow Statements

2022 Capital Improvement Plan:
Executive Budget

IMPACT FEES

CASH FLOW STATEMENTS

Impact Fees
Citywide Summary - All Active Impact Fee Funds
2022 Executive Budget

	2020 Actual	2021 Budget	2021 Projected	2022 Executive	2022 Budget
Cash Balance (Deficit), January 1	\$ 5,960,428	\$ 5,750,685	\$ 11,035,156	\$ 14,638,121	\$ 14,638,122
Fund Inflows:					
County Grants	-	-	-	-	-
Interest on Investments	89,222	124,100	28,550	29,640	-
Revenue - Impact Fees	625,303	762,000	680,000	-	-
Park Dev. / Impact Fees	7,162,775	4,321,512	5,590,000	5,525,000	-
General Obligation Debt	-	-	-	-	-
Revenue Bonds	-	-	-	-	-
Other	1,064	-	-	-	-
Total Inflows:	\$ 7,878,364	\$ 5,207,612	\$ 6,298,550	\$ 5,554,640	\$ -
Fund Outflows:					
Advances - Principal	-	-	-	-	-
Advances - Interest	-	-	-	-	-
Land and Land Improvements	2,316,447	1,965,000	979,000	1,632,118	-
Major Streets	-	-	-	-	-
Storm Utility	176,467	878,000	1,479,000	-	-
Sewer Utility	11,679	-	-	-	-
Debt Service - Principal	268,093	215,243	215,243	135,249	-
Debt Service - Interest	30,950	22,341	22,341	12,878	-
Development and Plan	-	-	-	-	-
Equipment	-	-	-	-	-
Buildings	-	-	-	-	-
Other	-	-	-	-	-
Total Outflows:	\$ 2,803,636	\$ 3,080,584	\$ 2,695,584	\$ 1,780,244	\$ -
Annual Net Cash Flow	\$ 5,074,728	\$ 2,127,028	\$ 3,602,966	\$ 3,774,396	\$ -
Cash Balance (Deficit), December 31	\$ 11,035,156	\$ 7,877,713	\$ 14,638,122	\$ 18,412,517	\$ 14,638,121

**Impact Fees
Parks Subtotal**

	2020 Actual	2021 Budget	2021 Projected	2022 Executive	2022 Budget
Cash Balance (Deficit), January 1	<u>\$ 10,253,246</u>	<u>\$ 9,746,348</u>	<u>\$ 15,165,153</u>	<u>\$ 19,781,400</u>	<u>\$ 19,781,400</u>
Project Inflows:					
County Grants	-	-	-	-	-
Interest on Investments	89,143	123,900	28,445	29,640	-
Revenue - Impact Fees	-	-	-	-	-
Park Dev. / Impact Fees	7,162,775	4,321,512	5,590,000	5,525,000	-
General Obligation Debt	-	-	-	-	-
Revenue Bonds	-	-	-	-	-
Other	434	-	-	-	-
Total Inflows:	<u>\$ 7,252,352</u>	<u>\$ 4,445,412</u>	<u>\$ 5,618,445</u>	<u>\$ 5,554,640</u>	<u>\$ -</u>
Project Outflows:					
Advances - Principal	-	-	-	-	-
Advances - Interest	-	-	-	-	-
Land and Land Improvements	2,316,447	1,965,000	979,000	1,632,118	-
Major Streets	-	-	-	-	-
Storm Utility	-	-	-	-	-
Sewer Utility	-	-	-	-	-
Debt Service - Principal	19,998	19,998	19,998	19,998	-
Debt Service - Interest	4,000	3,200	3,200	2,200	-
Development and Plan	-	-	-	-	-
Equipment	-	-	-	-	-
Buildings	-	-	-	-	-
Other	-	-	-	-	-
Total Outflows:	<u>\$ 2,340,445</u>	<u>\$ 1,988,198</u>	<u>\$ 1,002,198</u>	<u>\$ 1,654,316</u>	<u>\$ -</u>
Annual Net Cash Flow	<u>\$ 4,911,907</u>	<u>\$ 2,457,214</u>	<u>\$ 4,616,247</u>	<u>\$ 3,900,324</u>	<u>\$ -</u>
Cash Balance (Deficit), December 31	<u>\$ 15,165,153</u>	<u>\$ 12,203,562</u>	<u>\$ 19,781,400</u>	<u>\$ 23,681,724</u>	<u>\$ 19,781,400</u>

Impact Fees
12405101 Parks - Warner

	2020 Actual	2021 Budget	2021 Projected	2022 Executive	2022 Budget
Cash Balance (Deficit), January 1	\$ (50,113)	\$ (120,113)	\$ (70,113)	\$ (70,113)	\$ (70,113)
Project Inflows:					
County Grants	-	-	-	-	-
Interest on Investments	-	-	-	-	-
Revenue - Impact Fees	-	-	-	-	-
Park Dev. / Impact Fees	-	-	-	-	-
General Obligation Debt	-	-	-	-	-
Revenue Bonds	-	-	-	-	-
Other	-	-	-	-	-
Total Inflows:	\$ -	\$ -	\$ -	\$ -	\$ -
Project Outflows:					
Advances - Principal	-	-	-	-	-
Advances - Interest	-	-	-	-	-
Land and Land Improvements	20,000	-	-	-	-
Major Streets	-	-	-	-	-
Storm Utility	-	-	-	-	-
Sewer Utility	-	-	-	-	-
Debt Service - Principal	-	-	-	-	-
Debt Service - Interest	-	-	-	-	-
Development and Plan	-	-	-	-	-
Equipment	-	-	-	-	-
Buildings	-	-	-	-	-
Other	-	-	-	-	-
Total Outflows:	\$ 20,000	\$ -	\$ -	\$ -	\$ -
Annual Net Cash Flow	\$ (20,000)	\$ -	\$ -	\$ -	\$ -
Cash Balance (Deficit), December 31	\$ (70,113)	\$ (120,113)	\$ (70,113)	\$ (70,113)	\$ (70,113)

Impact Fees
12405102 Parks - Reindahl

	2020 Actual	2021 Budget	2021 Projected	2022 Executive	2022 Budget
Cash Balance (Deficit), January 1	\$ 201,376	\$ 121,276	\$ 92,810	\$ 22,935	\$ 22,935
Project Inflows:					
County Grants	-	-	-	-	-
Interest on Investments	1,304	-	125	20	0
Revenue - Impact Fees	-	-	-	-	-
Park Dev. / Impact Fees	-	-	-	-	-
General Obligation Debt	-	-	-	-	-
Revenue Bonds	-	-	-	-	-
Other	-	-	-	-	-
Total Inflows:	\$ 1,304	\$ -	\$ 125	\$ 20	\$ -
Project Outflows:					
Advances - Principal	-	-	-	-	-
Advances - Interest	-	-	-	-	-
Land and Land Improvements	109,870	-	70,000	22,955	0
Major Streets	-	-	-	-	-
Storm Utility	-	-	-	-	-
Sewer Utility	-	-	-	-	-
Debt Service - Principal	-	-	-	-	-
Debt Service - Interest	-	-	-	-	-
Development and Plan	-	-	-	-	-
Equipment	-	-	-	-	-
Buildings	-	-	-	-	-
Other	-	-	-	-	-
Total Outflows:	\$ 109,870	\$ -	\$ 70,000	\$ 22,955	\$ -
Annual Net Cash Flow	\$ (108,566)	\$ -	\$ (69,875)	\$ (22,935)	\$ -
Cash Balance (Deficit), December 31	\$ 92,810	\$ 121,276	\$ 22,935	\$ (0)	\$ 22,935

Impact Fees
12405105 Parks - Olbrich

	2020 Actual	2021 Budget	2021 Projected	2022 Executive	2022 Budget
Cash Balance (Deficit), January 1	\$ (19,157)	\$ (19,257)	\$ (19,243)	\$ (19,243)	\$ (19,243)
Project Inflows:					
County Grants	-	-	-	-	-
Interest on Investments	-	-	-	-	-
Revenue - Impact Fees	-	-	-	-	-
Park Dev. / Impact Fees	-	-	-	-	-
General Obligation Debt	-	-	-	-	-
Revenue Bonds	-	-	-	-	-
Other	-	-	-	-	-
Total Inflows:	\$ -	\$ -	\$ -	\$ -	\$ -
Project Outflows:					
Advances - Principal	-	-	-	-	-
Advances - Interest	-	-	-	-	-
Land and Land Improvements	86	-	-	-	-
Major Streets	-	-	-	-	-
Storm Utility	-	-	-	-	-
Sewer Utility	-	-	-	-	-
Debt Service - Principal	-	-	-	-	-
Debt Service - Interest	-	-	-	-	-
Development and Plan	-	-	-	-	-
Equipment	-	-	-	-	-
Buildings	-	-	-	-	-
Other	-	-	-	-	-
Total Outflows:	\$ 86	\$ -	\$ -	\$ -	\$ -
Annual Net Cash Flow	\$ (86)	\$ -	\$ -	\$ -	\$ -
Cash Balance (Deficit), December 31	\$ (19,243)	\$ (19,257)	\$ (19,243)	\$ (19,243)	\$ (19,243)

Impact Fees
12405106 Parks - Law - Tenney

	2020 Actual	2021 Budget	2021 Projected	2022 Executive	2022 Budget
Cash Balance (Deficit), January 1	\$ (71,923)	\$ (96,421)	\$ (96,342)	\$ (119,540)	\$ (119,540)
Project Inflows:					
County Grants	-	-	-	-	-
Interest on Investments	-	-	-	-	-
Revenue - Impact Fees	-	-	-	-	-
Park Dev. / Impact Fees	-	-	-	-	-
General Obligation Debt	-	-	-	-	-
Revenue Bonds	-	-	-	-	-
Other	-	-	-	-	-
Total Inflows:	\$ -	\$ -	\$ -	\$ -	\$ -
Project Outflows:					
Advances - Principal	-	-	-	-	-
Advances - Interest	-	-	-	-	-
Land and Land Improvements	421	-	-	-	-
Major Streets	-	-	-	-	-
Storm Utility	-	-	-	-	-
Sewer Utility	-	-	-	-	-
Debt Service - Principal	19,998	19,998	19,998	19,998	-
Debt Service - Interest	4,000	3,200	3,200	2,200	-
Development and Plan	-	-	-	-	-
Equipment	-	-	-	-	-
Buildings	-	-	-	-	-
Other	-	-	-	-	-
Total Outflows:	\$ 24,419	\$ 23,198	\$ 23,198	\$ 22,198	\$ -
Annual Net Cash Flow	\$ (24,419)	\$ (23,198)	\$ (23,198)	\$ (22,198)	\$ -
Cash Balance (Deficit), December 31	\$ (96,342)	\$ (119,619)	\$ (119,540)	\$ (141,738)	\$ (119,540)

Impact Fees
12405107 Parks - Vilas - Brittingham

	2020 Actual	2021 Budget	2021 Projected	2022 Executive	2022 Budget
Cash Balance (Deficit), January 1	\$ 226,549	\$ 51,649	\$ 121,813	\$ 46,988	\$ 46,988
Project Inflows:					
County Grants	-	-	-	-	-
Interest on Investments	1,451	-	175	-	-
Revenue - Impact Fees	-	-	-	-	-
Park Dev. / Impact Fees	-	-	-	-	-
General Obligation Debt	-	-	-	-	-
Revenue Bonds	-	-	-	-	-
Other	-	-	-	-	-
Total Inflows:	\$ 1,451	\$ -	\$ 175	\$ -	\$ -
Project Outflows:					
Advances - Principal	-	-	-	-	-
Advances - Interest	-	-	-	-	-
Land and Land Improvements	106,187	-	75,000	46,988	-
Major Streets	-	-	-	-	-
Storm Utility	-	-	-	-	-
Sewer Utility	-	-	-	-	-
Debt Service - Principal	-	-	-	-	-
Debt Service - Interest	-	-	-	-	-
Development and Plan	-	-	-	-	-
Equipment	-	-	-	-	-
Buildings	-	-	-	-	-
Other	-	-	-	-	-
Total Outflows:	\$ 106,187	\$ -	\$ 75,000	\$ 46,988	\$ -
Annual Net Cash Flow	\$ (104,736)	\$ -	\$ (74,825)	\$ (46,988)	\$ -
Cash Balance (Deficit), December 31	\$ 121,813	\$ 51,649	\$ 46,988	\$ -	\$ 46,988

Impact Fees
12405108 Parks Olin - Turville

	2020 Actual	2021 Budget	2021 Projected	2022 Executive	2022 Budget
Cash Balance (Deficit), January 1	\$ 47,075	\$ 47,575	\$ 42,180	\$ 12,250	\$ 12,250
Project Inflows:					
County Grants	-	-	-	-	-
Interest on Investments	325	-	70	10	0
Revenue - Impact Fees	-	-	-	-	-
Park Dev. / Impact Fees	-	-	-	-	-
General Obligation Debt	-	-	-	-	-
Revenue Bonds	-	-	-	-	-
Other	-	-	-	-	-
Total Inflows:	\$ 325	\$ -	\$ 70	\$ 10	\$ -
Project Outflows:					
Advances - Principal	-	-	-	-	-
Advances - Interest	-	-	-	-	-
Land and Land Improvements	5,220	-	30,000	12,260	0
Major Streets	-	-	-	-	-
Storm Utility	-	-	-	-	-
Sewer Utility	-	-	-	-	-
Debt Service - Principal	-	-	-	-	-
Debt Service - Interest	-	-	-	-	-
Development and Plan	-	-	-	-	-
Equipment	-	-	-	-	-
Buildings	-	-	-	-	-
Other	-	-	-	-	-
Total Outflows:	\$ 5,220	\$ -	\$ 30,000	\$ 12,260	\$ -
Annual Net Cash Flow	\$ (4,895)	\$ -	\$ (29,930)	\$ (12,250)	\$ -
Cash Balance (Deficit), December 31	\$ 42,180	\$ 47,575	\$ 12,250	\$ -	\$ 12,250

Impact Fees
12405109 Parks - Garner

	2020 Actual	2021 Budget	2021 Projected	2022 Executive	2022 Budget
Cash Balance (Deficit), January 1	\$ (20,656)	\$ (60,656)	\$ (53,481)	\$ (53,481)	\$ (53,481)
Project Inflows:					
County Grants	-	-	-	-	-
Interest on Investments	40	-	-	-	-
Revenue - Impact Fees	-	-	-	-	-
Park Dev. / Impact Fees	-	-	-	-	-
General Obligation Debt	-	-	-	-	-
Revenue Bonds	-	-	-	-	-
Other	-	-	-	-	-
Total Inflows:	\$ 40	\$ -	\$ -	\$ -	\$ -
Project Outflows:					
Advances - Principal	-	-	-	-	-
Advances - Interest	-	-	-	-	-
Land and Land Improvements	32,865	-	-	-	-
Major Streets	-	-	-	-	-
Storm Utility	-	-	-	-	-
Sewer Utility	-	-	-	-	-
Debt Service - Principal	-	-	-	-	-
Debt Service - Interest	-	-	-	-	-
Development and Plan	-	-	-	-	-
Equipment	-	-	-	-	-
Buildings	-	-	-	-	-
Other	-	-	-	-	-
Total Outflows:	\$ 32,865	\$ -	\$ -	\$ -	\$ -
Annual Net Cash Flow	\$ (32,825)	\$ -	\$ -	\$ -	\$ -
Cash Balance (Deficit), December 31	\$ (53,481)	\$ (60,656)	\$ (53,481)	\$ (53,481)	\$ (53,481)

Impact Fees
12405110 Parks - Far West

	2020 Actual	2021 Budget	2021 Projected	2022 Executive	2022 Budget
Cash Balance (Deficit), January 1	\$ 62,253	\$ 48,853	\$ (76,088)	\$ (76,088)	\$ (76,088)
Project Inflows:					
County Grants	-	-	-	-	-
Interest on Investments	877	-	-	-	-
Revenue - Impact Fees	-	-	-	-	-
Park Dev. / Impact Fees	-	-	-	-	-
General Obligation Debt	-	-	-	-	-
Revenue Bonds	-	-	-	-	-
Other	-	-	-	-	-
Total Inflows:	\$ 877	\$ -	\$ -	\$ -	\$ -
Project Outflows:					
Advances - Principal	-	-	-	-	-
Advances - Interest	-	-	-	-	-
Land and Land Improvements	139,218	-	-	-	-
Major Streets	-	-	-	-	-
Storm Utility	-	-	-	-	-
Sewer Utility	-	-	-	-	-
Debt Service - Principal	-	-	-	-	-
Debt Service - Interest	-	-	-	-	-
Development and Plan	-	-	-	-	-
Equipment	-	-	-	-	-
Buildings	-	-	-	-	-
Other	-	-	-	-	-
Total Outflows:	\$ 139,218	\$ -	\$ -	\$ -	\$ -
Annual Net Cash Flow	\$ (138,341)	\$ -	\$ -	\$ -	\$ -
Cash Balance (Deficit), December 31	\$ (76,088)	\$ 48,853	\$ (76,088)	\$ (76,088)	\$ (76,088)

Impact Fees
12405111 Parks - Elver

	2020 Actual	2021 Budget	2021 Projected	2022 Executive	2022 Budget
Cash Balance (Deficit), January 1	\$ 263,555	\$ 248,055	\$ 200,671	\$ 188,995	\$ 188,995
Project Inflows:					
County Grants	-	-	-	-	-
Interest on Investments	1,829	-	324	150	-
Revenue - Impact Fees	-	-	-	-	-
Park Dev. / Impact Fees	-	-	-	-	-
General Obligation Debt	-	-	-	-	-
Revenue Bonds	-	-	-	-	-
Other	-	-	-	-	-
Total Inflows:	\$ 1,829	\$ -	\$ 324	\$ 150	\$ -
Project Outflows:					
Advances - Principal	-	-	-	-	-
Advances - Interest	-	-	-	-	-
Land and Land Improvements	64,713	-	12,000	150,000	-
Major Streets	-	-	-	-	-
Storm Utility	-	-	-	-	-
Sewer Utility	-	-	-	-	-
Debt Service - Principal	-	-	-	-	-
Debt Service - Interest	-	-	-	-	-
Development and Plan	-	-	-	-	-
Equipment	-	-	-	-	-
Buildings	-	-	-	-	-
Other	-	-	-	-	-
Total Outflows:	\$ 64,713	\$ -	\$ 12,000	\$ 150,000	\$ -
Annual Net Cash Flow	\$ (62,884)	\$ -	\$ (11,676)	\$ (149,850)	\$ -
Cash Balance (Deficit), December 31	\$ 200,671	\$ 248,055	\$ 188,995	\$ 39,145	\$ 188,995

Impact Fees
12405112 Parks - Citywide Parkland Fee

	2020 Actual	2021 Budget	2021 Projected	2022 Executive	2022 Budget
Cash Balance (Deficit), January 1	\$ 1,713,372	\$ (2,570,628)	\$ 587,995	\$ 548,955	\$ 548,955
Project Inflows:					
County Grants	-	-	-	-	-
Interest on Investments	10,178	-	960	960	-
Revenue - Impact Fees	-	-	-	-	-
Park Dev. / Impact Fees	-	-	-	-	-
General Obligation Debt	-	-	-	-	-
Revenue Bonds	-	-	-	-	-
Other	-	-	-	-	-
Total Inflows:	\$ 10,178	\$ -	\$ 960	\$ 960	\$ -
Project Outflows:					
Advances - Principal	-	-	-	-	-
Advances - Interest	-	-	-	-	-
Land and Land Improvements	1,135,555	-	40,000	549,915	-
Major Streets	-	-	-	-	-
Storm Utility	-	-	-	-	-
Sewer Utility	-	-	-	-	-
Debt Service - Principal	-	-	-	-	-
Debt Service - Interest	-	-	-	-	-
Development and Plan	-	-	-	-	-
Equipment	-	-	-	-	-
Buildings	-	-	-	-	-
Other	-	-	-	-	-
Total Outflows:	\$ 1,135,555	\$ -	\$ 40,000	\$ 549,915	\$ -
Annual Net Cash Flow	\$ (1,125,377)	\$ -	\$ (39,040)	\$ (548,955)	\$ -
Cash Balance (Deficit), December 31	\$ 587,995	\$ (2,570,628)	\$ 548,955	\$ 0	\$ 548,955

Impact Fees
12405113 Parks - Citywide Infrastructure Fee

	2020 Actual	2021 Budget	2021 Projected	2022 Executive	2022 Budget
Cash Balance (Deficit), January 1	\$ (451,974)	\$ (421,974)	\$ 45,181	\$ 395,467	\$ 395,467
Project Inflows:					
County Grants	-	-	-	-	-
Interest on Investments	295	-	286	300	-
Revenue - Impact Fees	-	-	-	-	-
Park Dev. / Impact Fees	524,828	-	400,000	400,000	-
General Obligation Debt	-	-	-	-	-
Revenue Bonds	-	-	-	-	-
State Grant	-	-	-	-	-
Total Inflows:	\$ 525,123	\$ -	\$ 400,286	\$ 400,300	\$ -
Project Outflows:					
Advances - Principal	-	-	-	-	-
Advances - Interest	-	-	-	-	-
Land and Land Improvements	27,968	80,000	50,000	50,000	-
Major Streets	-	-	-	-	-
Storm Utility	-	-	-	-	-
Sewer Utility	-	-	-	-	-
Debt Service - Principal	-	-	-	-	-
Debt Service - Interest	-	-	-	-	-
Development and Plan	-	-	-	-	-
Equipment	-	-	-	-	-
Buildings	-	-	-	-	-
Other	-	-	-	-	-
Total Outflows:	\$ 27,968	\$ 80,000	\$ 50,000	\$ 50,000	\$ -
Annual Net Cash Flow	\$ 497,155	\$ (80,000)	\$ 350,286	\$ 350,300	\$ -
Cash Balance (Deficit), December 31	\$ 45,181	\$ (501,974)	\$ 395,467	\$ 745,767	\$ 395,467

Includes 2021 amounts as follows:

Parks Division:

Conservation Parks	cash	\$ 30,000
Park Facility Improvements	cash	\$ 50,000
		<u>\$ 80,000</u>

Includes 2022 amounts as follows:

Parks Division:

Park Facility Improvements	cash	\$ 100,000
Vilas Park Improvements	cash	\$ 20,000
Warner Park Community Center	cash	\$ 400,000
		<u>\$ 520,000</u>

Impact Fees
12405114 - North

	2020 Actual	2021 Budget	2021 Projected	2022 Executive	2022 Budget
Cash Balance (Deficit), January 1	\$ 283,115	\$ 585,215	\$ 352,170	\$ 452,875	\$ 452,875
Project Inflows:					
County Grants	-	-	-	-	-
Interest on Investments	2,618	5,800	705	700	-
Revenue - Impact Fees	-	-	-	-	-
Park Dev. / Impact Fees	320,795	251,496	200,000	200,000	-
General Obligation Debt	-	-	-	-	-
Revenue Bonds	-	-	-	-	-
State Grant	-	-	-	-	-
Total Inflows:	\$ 323,413	\$ 257,296	\$ 200,705	\$ 200,700	\$ -
Project Outflows:					
Advances - Principal	-	-	-	-	-
Advances - Interest	-	-	-	-	-
Land and Land Improvements	254,358	703,000	100,000	200,000	-
Major Streets	-	-	-	-	-
Storm Utility	-	-	-	-	-
Sewer Utility	-	-	-	-	-
Debt Service - Principal	-	-	-	-	-
Debt Service - Interest	-	-	-	-	-
Development and Plan	-	-	-	-	-
Equipment	-	-	-	-	-
Buildings	-	-	-	-	-
Other	-	-	-	-	-
Total Outflows:	\$ 254,358	\$ 703,000	\$ 100,000	\$ 200,000	\$ -
Annual Net Cash Flow	\$ 69,055	\$ (445,704)	\$ 100,705	\$ 700	\$ -
Cash Balance (Deficit), December 31	\$ 352,170	\$ 139,511	\$ 452,875	\$ 453,575	\$ 452,875

Includes 2021 amounts as follows:

Parks Division:

Athletic Field Improvements Beach and Shoreline Improvements	cash	\$ 200,000
Park Land Improvements	cash	\$ 200,000
Park Facility Improvements	cash	\$ 218,000
Playground/Accessibility, Playgrounds	cash	\$ 20,000
		<u>\$ 65,000</u>
		<u>\$ 703,000</u>

Impact Fees
12405115 - East

	2020 Actual	2021 Budget	2021 Projected	2022 Executive	2022 Budget
Cash Balance (Deficit), January 1	\$ 1,390,798	\$ 1,459,798	\$ 1,494,087	\$ 1,786,587	\$ 1,786,587
Project Inflows:					
County Grants	-	-	-	-	-
Interest on Investments	10,246	14,600	2,500	2,500	-
Revenue - Impact Fees	-	-	-	-	-
Park Dev. / Impact Fees	331,481	745,645	440,000	400,000	-
General Obligation Debt	-	-	-	-	-
Revenue Bonds	-	-	-	-	-
State Grant	-	-	-	-	-
Total Inflows:	\$ 341,727	\$ 760,245	\$ 442,500	\$ 402,500	\$ -
Project Outflows:					
Advances - Principal	-	-	-	-	-
Advances - Interest	-	-	-	-	-
Land and Land Improvements	238,438	190,000	150,000	200,000	-
Major Streets	-	-	-	-	-
Storm Utility	-	-	-	-	-
Sewer Utility	-	-	-	-	-
Debt Service - Principal	-	-	-	-	-
Debt Service - Interest	-	-	-	-	-
Development and Plan	-	-	-	-	-
Equipment	-	-	-	-	-
Buildings	-	-	-	-	-
Other	-	-	-	-	-
Total Outflows:	\$ 238,438	\$ 190,000	\$ 150,000	\$ 200,000	\$ -
Annual Net Cash Flow	\$ 103,289	\$ 570,245	\$ 292,500	\$ 202,500	\$ -
Cash Balance (Deficit), December 31	\$ 1,494,087	\$ 2,030,043	\$ 1,786,587	\$ 1,989,087	\$ 1,786,587

Includes 2021 amounts as follows:

Parks Division:

Park Land Improvements	cash	\$ 150,000
Playground/Accessibility, Playgrounds	cash	\$ 40,000
		<u>\$ 190,000</u>

Includes 2022 amounts as follows:

Parks Division:

Beach and Shoreline Improvements	cash	\$ 150,000
		<u>\$ 150,000</u>

Impact Fees
12405116 - Central

	2020 Actual	2021 Budget	2021 Projected	2022 Executive	2022 Budget
Cash Balance (Deficit), January 1	\$ (316,482)	\$ (327,482)	\$ (178,605)	\$ (213,605)	\$ (213,605)
Project Inflows:					
County Grants	-	-	-	-	-
Interest on Investments	-	-	-	-	-
Revenue - Impact Fees	-	-	-	-	-
Park Dev. / Impact Fees	280,293	85,888	50,000	25,000	-
General Obligation Debt	-	-	-	-	-
Revenue Bonds	-	-	-	-	-
State Grant	-	-	-	-	-
Total Inflows:	\$ 280,293	\$ 85,888	\$ 50,000	\$ 25,000	\$ -
Project Outflows:					
Advances - Principal	-	-	-	-	-
Advances - Interest	-	-	-	-	-
Land and Land Improvements	142,416	-	85,000	-	-
Major Streets	-	-	-	-	-
Storm Utility	-	-	-	-	-
Sewer Utility	-	-	-	-	-
Debt Service - Principal	-	-	-	-	-
Debt Service - Interest	-	-	-	-	-
Development and Plan	-	-	-	-	-
Equipment	-	-	-	-	-
Buildings	-	-	-	-	-
Other	-	-	-	-	-
Total Outflows:	\$ 142,416	\$ -	\$ 85,000	\$ -	\$ -
Annual Net Cash Flow	\$ 137,877	\$ 85,888	\$ (35,000)	\$ 25,000	\$ -
Cash Balance (Deficit), December 31	\$ (178,605)	\$ (241,594)	\$ (213,605)	\$ (188,605)	\$ (213,605)

Impact Fees
12405117 - West

	2020 Actual	2021 Budget	2021 Projected	2022 Executive	2022 Budget
Cash Balance (Deficit), January 1	\$ 756,148	\$ 1,351,148	\$ 1,892,093	\$ 2,528,393	\$ 2,528,393
Project Inflows:					
County Grants	-	-	-	-	-
Interest on Investments	8,331	13,500	3,300	4,000	-
Revenue - Impact Fees	-	-	-	-	-
Park Dev. / Impact Fees	1,166,746	673,728	1,000,000	1,000,000	-
General Obligation Debt	-	-	-	-	-
Revenue Bonds	-	-	-	-	-
State Grant	-	-	-	-	-
Total Inflows:	\$ 1,175,077	\$ 687,228	\$ 1,003,300	\$ 1,004,000	\$ -
Project Outflows:					
Advances - Principal	-	-	-	-	-
Advances - Interest	-	-	-	-	-
Land and Land Improvements	39,132	472,000	367,000	400,000	-
Major Streets	-	-	-	-	-
Storm Utility	-	-	-	-	-
Sewer Utility	-	-	-	-	-
Debt Service - Principal	-	-	-	-	-
Debt Service - Interest	-	-	-	-	-
Development and Plan	-	-	-	-	-
Equipment	-	-	-	-	-
Buildings	-	-	-	-	-
Other	-	-	-	-	-
Total Outflows:	\$ 39,132	\$ 472,000	\$ 367,000	\$ 400,000	\$ -
Annual Net Cash Flow	\$ 1,135,945	\$ 215,228	\$ 636,300	\$ 604,000	\$ -
Cash Balance (Deficit), December 31	\$ 1,892,093	\$ 1,566,376	\$ 2,528,393	\$ 3,132,393	\$ 2,528,393

Includes 2021 amounts as follows:

Parks Division:

Beach and Shoreline	cash	\$ 50,000
Park Land Improvements	cash	\$ 157,000
Park Facility Improvements	cash	\$ 100,000
Playground and Accessibility	cash	\$ 165,000
		\$ 472,000

Includes 2022 amounts as follows:

Parks Division:

Elver Park	cash	\$ 450,000
Park Land Improvements	cash	\$ 300,000
Playground and Accessibility	cash	\$ 325,000
		\$ 1,075,000

Impact Fees
12405118 - Park Land

	2020 Actual	2021 Budget	2021 Projected	2022 Executive	2022 Budget
Cash Balance (Deficit), January 1	\$ 6,239,310	\$ 9,449,310	\$ 10,830,025	\$ 14,350,025	\$ 14,350,025
Project Inflows:					
County Grants	-	-	-	-	-
Interest on Investments	51,649	90,000	20,000	21,000	-
Revenue - Impact Fees	-	-	-	-	-
Park Dev. / Impact Fees	4,538,632	2,564,755	3,500,000	3,500,000	-
General Obligation Debt	-	-	-	-	-
Revenue Bonds	-	-	-	-	-
Other	434	-	-	-	-
Total Inflows:	\$ 4,590,715	\$ 2,654,755	\$ 3,520,000	\$ 3,521,000	\$ -
Project Outflows:					
Advances - Principal	-	-	-	-	-
Advances - Interest	-	-	-	-	-
Land and Land Improvements	-	520,000	-	-	-
Major Streets	-	-	-	-	-
Storm Utility	-	-	-	-	-
Sewer Utility	-	-	-	-	-
Debt Service - Principal	-	-	-	-	-
Debt Service - Interest	-	-	-	-	-
Development and Plan	-	-	-	-	-
Equipment	-	-	-	-	-
Buildings	-	-	-	-	-
Other	-	-	-	-	-
Total Outflows:	\$ -	\$ 520,000	\$ -	\$ -	\$ -
Annual Net Cash Flow	\$ 4,590,715	\$ 2,134,755	\$ 3,520,000	\$ 3,521,000	\$ -
Cash Balance (Deficit), December 31	\$ 10,830,025	\$ 11,584,065	\$ 14,350,025	\$ 17,871,025	\$ 14,350,025

Includes 2021 amounts as follows:

Parks Division:

Land Acquisition	cash	\$ 520,000
		<u>\$ 520,000</u>

Includes 2022 amounts as follows:

Parks Division:

Land Acquisition	cash	\$ 300,000
		<u>\$ 300,000</u>

**Impact Fees
Engineering Subtotal**

	2020 Actual	2021 Budget	2021 Projected	2022 Executive	2022 Budget
Cash Balance (Deficit), January 1	<u>\$ (4,292,818)</u>	<u>\$ (3,995,663)</u>	<u>\$ (4,129,997)</u>	<u>\$ (5,143,278)</u>	<u>\$ (5,143,278)</u>
Project Inflows:					
County Grants	-	-	-	-	-
Interest on Investments	79	200	105	-	-
Revenue - Impact Fees	625,303	762,000	680,000	-	-
Park Dev. / Impact Fees	-	-	-	-	-
General Obligation Debt	-	-	-	-	-
Revenue Bonds	-	-	-	-	-
Other	630	-	-	-	-
Total Inflows:	<u>\$ 626,012</u>	<u>\$ 762,200</u>	<u>\$ 680,105</u>	<u>\$ -</u>	<u>\$ -</u>
Project Outflows:					
Advances - Principal	-	-	-	-	-
Advances - Interest	-	-	-	-	-
Land and Land Improvements	-	-	-	-	-
Major Streets	-	-	-	-	-
Storm Utility	176,467	878,000	1,479,000	-	-
Sewer Utility	11,679	-	-	-	-
Debt Service - Principal	248,095	195,245	195,245	115,251	-
Debt Service - Interest	26,950	19,141	19,141	10,678	-
Development and Plan	-	-	-	-	-
Equipment	-	-	-	-	-
Buildings	-	-	-	-	-
Other	-	-	-	-	-
Total Outflows:	<u>\$ 463,191</u>	<u>\$ 1,092,386</u>	<u>\$ 1,693,386</u>	<u>\$ 125,929</u>	<u>\$ -</u>
Annual Net Cash Flow	<u>\$ 162,821</u>	<u>\$ (330,186)</u>	<u>\$ (1,013,281)</u>	<u>\$ (125,929)</u>	<u>\$ -</u>
Cash Balance (Deficit), December 31	<u>\$ (4,129,997)</u>	<u>\$ (4,325,849)</u>	<u>\$ (5,143,278)</u>	<u>\$ (5,269,206)</u>	<u>\$ (5,143,278)</u>

Impact Fees
12404020 Engr. - Door Creek North Phase 2

	<u>2020 Actual</u>	<u>2021 Budget</u>	<u>2021 Projected</u>	<u>2022 Executive</u>	<u>2022 Budget</u>
Cash Balance (Deficit), January 1	\$ (250,932)	\$ (150,932)	\$ (155,292)	\$ (105,292)	\$ (105,292)
Project Inflows:					
County Grants	-	-	-	-	-
Interest on Investments	-	-	-	-	-
Revenue - Impact Fees	95,640	100,000	50,000	-	-
Park Dev. / Impact Fees	-	-	-	-	-
General Obligation Debt	-	-	-	-	-
Revenue Bonds	-	-	-	-	-
Other	-	-	-	-	-
Total Inflows:	<u>\$ 95,640</u>	<u>\$ 100,000</u>	<u>\$ 50,000</u>	<u>\$ -</u>	<u>\$ -</u>
Project Outflows:					
Advances - Principal	-	-	-	-	-
Advances - Interest	-	-	-	-	-
Land and Land Improvements	-	-	-	-	-
Major Streets	-	-	-	-	-
Storm Utility	-	-	-	-	-
Sewer Utility	-	-	-	-	-
Debt Service - Principal	-	-	-	-	-
Debt Service - Interest	-	-	-	-	-
Development and Plan	-	-	-	-	-
Equipment	-	-	-	-	-
Buildings	-	-	-	-	-
Other	-	-	-	-	-
Total Outflows:	<u>\$ -</u>	<u>\$ -</u>	<u>\$ -</u>	<u>\$ -</u>	<u>\$ -</u>
Annual Net Cash Flow	<u>\$ 95,640</u>	<u>\$ 100,000</u>	<u>\$ 50,000</u>	<u>\$ -</u>	<u>\$ -</u>
Cash Balance (Deficit), December 31	<u>\$ (155,292)</u>	<u>\$ (50,932)</u>	<u>\$ (105,292)</u>	<u>\$ (105,292)</u>	<u>\$ (105,292)</u>

Impact Fees
12404021 Engr. - Valley View Road

	2020 Actual	2021 Budget	2021 Projected	2022 Executive	2022 Budget
Cash Balance (Deficit), January 1	\$ (692,351)	\$ (700,149)	\$ (685,106)	\$ (675,106)	\$ (675,106)
Project Inflows:					
County Grants	-	-	-	-	-
Interest on Investments	-	-	-	-	-
Revenue - Impact Fees	29,771	15,000	10,000	-	-
Park Dev. / Impact Fees	-	-	-	-	-
General Obligation Debt	-	-	-	-	-
Revenue Bonds	-	-	-	-	-
Federal Grants	272	-	-	-	-
Total Inflows:	\$ 30,043	\$ 15,000	\$ 10,000	\$ -	\$ -
Project Outflows:					
Advances - Principal	-	-	-	-	-
Advances - Interest	-	-	-	-	-
Land and Land Improvements	-	-	-	-	-
Major Streets	-	-	-	-	-
Storm Utility	-	-	-	-	-
Sewer Utility	-	-	-	-	-
Debt Service - Principal	22,798	-	-	-	-
Debt Service - Interest	-	-	-	-	-
Development and Plan	-	-	-	-	-
Equipment	-	-	-	-	-
Buildings	-	-	-	-	-
Other	-	-	-	-	-
Total Outflows:	\$ 22,798	\$ -	\$ -	\$ -	\$ -
Annual Net Cash Flow	\$ 7,245	\$ 15,000	\$ 10,000	\$ -	\$ -
Cash Balance (Deficit), December 31	\$ (685,106)	\$ (685,149)	\$ (675,106)	\$ (675,106)	\$ (675,106)

Impact Fees
12404022 Engr. - Upper Badger Mill Creek

	2020 Actual	2021 Budget	2021 Projected	2022 Executive	2022 Budget
Cash Balance (Deficit), January 1	\$ (60,966)	\$ (45,966)	\$ 20,165	\$ 25,195	\$ 25,195
Project Inflows:					
County Grants	-	-	-	-	-
Interest on Investments	7	-	30	-	-
Revenue - Impact Fees	81,124	15,000	5,000	-	-
Park Dev. / Impact Fees	-	-	-	-	-
General Obligation Debt	-	-	-	-	-
Revenue Bonds	-	-	-	-	-
Other	-	-	-	-	-
Total Inflows:	\$ 81,131	\$ 15,000	\$ 5,030	\$ -	\$ -
Project Outflows:					
Advances - Principal	-	-	-	-	-
Advances - Interest	-	-	-	-	-
Land and Land Improvements	-	-	-	-	-
Major Streets	-	-	-	-	-
Storm Utility	-	-	-	-	-
Sewer Utility	-	-	-	-	-
Debt Service - Principal	-	-	-	-	-
Debt Service - Interest	-	-	-	-	-
Development and Plan	-	-	-	-	-
Equipment	-	-	-	-	-
Buildings	-	-	-	-	-
Other	-	-	-	-	-
Total Outflows:	\$ -	\$ -	\$ -	\$ -	\$ -
Annual Net Cash Flow	\$ 81,131	\$ 15,000	\$ 5,030	\$ -	\$ -
Cash Balance (Deficit), December 31	\$ 20,165	\$ (30,966)	\$ 25,195	\$ 25,195	\$ 25,195

Impact Fees
12404023 Engr. - Feland Road Impact Fee

	<u>2020 Actual</u>	<u>2021 Budget</u>	<u>2021 Projected</u>	<u>2022 Executive</u>	<u>2022 Budget</u>
Cash Balance (Deficit), January 1	\$ (1,616,364)	\$ (1,591,364)	\$ (1,589,791)	\$ (1,574,791)	\$ (1,574,791)
Project Inflows:					
County Grants	-	-	-	-	-
Interest on Investments	-	-	-	-	-
Revenue - Impact Fees	26,573	25,000	15,000	-	-
Park Dev. / Impact Fees	-	-	-	-	-
General Obligation Debt	-	-	-	-	-
Revenue Bonds	-	-	-	-	-
Other	-	-	-	-	-
Total Inflows:	<u>\$ 26,573</u>	<u>\$ 25,000</u>	<u>\$ 15,000</u>	<u>\$ -</u>	<u>\$ -</u>
Project Outflows:					
Advances - Principal	-	-	-	-	-
Advances - Interest	-	-	-	-	-
Land and Land Improvements	-	-	-	-	-
Major Streets	-	-	-	-	-
Storm Utility	-	-	-	-	-
Sewer Utility	-	-	-	-	-
Debt Service - Principal	-	-	-	-	-
Debt Service - Interest	-	-	-	-	-
Development and Plan	-	-	-	-	-
Equipment	-	-	-	-	-
Buildings	-	-	-	-	-
Other	-	-	-	-	-
Total Outflows:	<u>\$ -</u>	<u>\$ -</u>	<u>\$ -</u>	<u>\$ -</u>	<u>\$ -</u>
Annual Net Cash Flow	<u>\$ 26,573</u>	<u>\$ 25,000</u>	<u>\$ 15,000</u>	<u>\$ -</u>	<u>\$ -</u>
Cash Balance (Deficit), December 31	<u>\$ (1,589,791)</u>	<u>\$ (1,566,364)</u>	<u>\$ (1,574,791)</u>	<u>\$ (1,574,791)</u>	<u>\$ (1,574,791)</u>

Impact Fees
12404024 Engr. - Elderberry Neighborhood

	2020 Actual	2021 Budget	2021 Projected	2022 Executive	2022 Budget
Cash Balance (Deficit), January 1	\$ (81,657)	\$ (79,657)	\$ (77,651)	\$ (32,651)	\$ (32,651)
Project Inflows:					
County Grants	-	-	-	-	-
Interest on Investments	-	-	-	-	-
Revenue - Impact Fees	4,006	2,000	45,000	-	-
Park Dev. / Impact Fees	-	-	-	-	-
General Obligation Debt	-	-	-	-	-
Revenue Bonds	-	-	-	-	-
Other	-	-	-	-	-
Total Inflows:	\$ 4,006	\$ 2,000	\$ 45,000	\$ -	\$ -
Project Outflows:					
Advances - Principal	-	-	-	-	-
Advances - Interest	-	-	-	-	-
Land and Land Improvements	-	-	-	-	-
Major Streets	-	-	-	-	-
Storm Utility	-	-	-	-	-
Sewer Utility	-	-	-	-	-
Debt Service - Principal	-	-	-	-	-
Debt Service - Interest	-	-	-	-	-
Development and Plan	-	-	-	-	-
Equipment	-	-	-	-	-
Buildings	-	-	-	-	-
Other	-	-	-	-	-
Total Outflows:	\$ -	\$ -	\$ -	\$ -	\$ -
Annual Net Cash Flow	\$ 4,006	\$ 2,000	\$ 45,000	\$ -	\$ -
Cash Balance (Deficit), December 31	\$ (77,651)	\$ (77,657)	\$ (32,651)	\$ (32,651)	\$ (32,651)

Impact Fees
12404025 Engr. - Northeast Neighborhood

	2020 Actual	2021 Budget	2021 Projected	2022 Executive	2022 Budget
Cash Balance (Deficit), January 1	\$ (600,304)	\$ (615,356)	\$ (612,950)	\$ (597,950)	\$ (597,950)
Project Inflows:					
County Grants	-	-	-	-	-
Interest on Investments	-	-	-	-	-
Revenue - Impact Fees	17,048	20,000	15,000	-	-
Park Dev. / Impact Fees	-	-	-	-	-
General Obligation Debt	-	-	-	-	-
Revenue Bonds	-	-	-	-	-
Federal Grants	358	-	-	-	-
Total Inflows:	\$ 17,406	\$ 20,000	\$ 15,000	\$ -	\$ -
Project Outflows:					
Advances - Principal	-	-	-	-	-
Advances - Interest	-	-	-	-	-
Land and Land Improvements	-	-	-	-	-
Major Streets	-	-	-	-	-
Storm Utility	-	-	-	-	-
Sewer Utility	-	-	-	-	-
Debt Service - Principal	30,052	-	-	-	-
Debt Service - Interest	-	-	-	-	-
Development and Plan	-	-	-	-	-
Equipment	-	-	-	-	-
Buildings	-	-	-	-	-
Other	-	-	-	-	-
Total Outflows:	\$ 30,052	\$ -	\$ -	\$ -	\$ -
Annual Net Cash Flow	\$ (12,646)	\$ 20,000	\$ 15,000	\$ -	\$ -
Cash Balance (Deficit), December 31	\$ (612,950)	\$ (595,356)	\$ (597,950)	\$ (597,950)	\$ (597,950)

Impact Fees
12404026 Engr. - Lower Badger Mill Creek Sanitary Sewer and Stormwater

	<u>2020 Actual</u>	<u>2021 Budget</u>	<u>2021 Projected</u>	<u>2022 Executive</u>	<u>2022 Budget</u>
Cash Balance (Deficit), January 1	\$ (388,121)	\$ (260,316)	\$ (448,028)	\$ (1,691,414)	\$ (1,691,414)
Project Inflows:					
County Grants	-	-	-	-	-
Interest on Investments	-	-	-	-	-
Revenue - Impact Fees	338,755	500,000	450,000	-	-
Park Dev. / Impact Fees	-	-	-	-	-
General Obligation Debt	-	-	-	-	-
Revenue Bonds	-	-	-	-	-
Other	-	-	-	-	-
Total Inflows:	<u>\$ 338,755</u>	<u>\$ 500,000</u>	<u>\$ 450,000</u>	<u>\$ -</u>	<u>\$ -</u>
Project Outflows:					
Advances - Principal	-	-	-	-	-
Advances - Interest	-	-	-	-	-
Land and Land Improvements	-	-	-	-	-
Major Streets	-	-	-	-	-
Storm Utility	176,467	878,000	1,479,000	-	-
Sewer Utility	-	-	-	-	-
Debt Service - Principal	195,245	195,245	195,245	115,251	-
Debt Service - Interest	26,950	19,141	19,141	10,678	-
Development and Plan	-	-	-	-	-
Equipment	-	-	-	-	-
Buildings	-	-	-	-	-
Other	-	-	-	-	-
Total Outflows:	<u>\$ 398,662</u>	<u>\$ 1,092,386</u>	<u>\$ 1,693,386</u>	<u>\$ 125,929</u>	<u>\$ -</u>
Annual Net Cash Flow	<u>\$ (59,907)</u>	<u>\$ (592,386)</u>	<u>\$ (1,243,386)</u>	<u>\$ (125,929)</u>	<u>\$ -</u>
Cash Balance (Deficit), December 31	<u>\$ (448,028)</u>	<u>\$ (852,702)</u>	<u>\$ (1,691,414)</u>	<u>\$ (1,817,343)</u>	<u>\$ (1,691,414)</u>

Includes 2021 amounts as follows:

Stormwater Utility

Citywide Flood Mitigation	borrow	\$ 878,000
		<u>\$ 878,000</u>

Impact Fees
12404028 Engr. - Jeffy Trail

	2020 Actual	2021 Budget	2021 Projected	2022 Executive	2022 Budget
Cash Balance (Deficit), January 1	\$ 10,302	\$ 10,502	\$ 10,374	\$ 10,449	\$ 10,449
Project Inflows:					
County Grants	-	-	-	-	-
Interest on Investments	72	200	75	-	-
Revenue - Impact Fees	-	-	-	-	-
Park Dev. / Impact Fees	-	-	-	-	-
General Obligation Debt	-	-	-	-	-
Revenue Bonds	-	-	-	-	-
Other	-	-	-	-	-
Total Inflows:	\$ 72	\$ 200	\$ 75	\$ -	\$ -
Project Outflows:					
Advances - Principal	-	-	-	-	-
Advances - Interest	-	-	-	-	-
Land and Land Improvements	-	-	-	-	-
Major Streets	-	-	-	-	-
Storm Utility	-	-	-	-	-
Sewer Utility	-	-	-	-	-
Debt Service - Principal	-	-	-	-	-
Debt Service - Interest	-	-	-	-	-
Development and Plan	-	-	-	-	-
Equipment	-	-	-	-	-
Buildings	-	-	-	-	-
Other	-	-	-	-	-
Total Outflows:	\$ -	\$ -	\$ -	\$ -	\$ -
Annual Net Cash Flow	\$ 72	\$ 200	\$ 75	\$ -	\$ -
Cash Balance (Deficit), December 31	\$ 10,374	\$ 10,702	\$ 10,449	\$ 10,449	\$ 10,449

Impact Fees
12404029 Engr. - West Elderberry

	2020 Actual	2021 Budget	2021 Projected	2022 Executive	2022 Budget
Cash Balance (Deficit), January 1	\$ (612,425)	\$ (562,425)	\$ (591,718)	\$ (551,718)	\$ (551,718)
Project Inflows:					
County Grants	-	-	-	-	-
Interest on Investments	-	-	-	-	-
Revenue - Impact Fees	32,386	50,000	40,000	-	-
Park Dev. / Impact Fees	-	-	-	-	-
General Obligation Debt	-	-	-	-	-
Revenue Bonds	-	-	-	-	-
Other	-	-	-	-	-
Total Inflows:	\$ 32,386	\$ 50,000	\$ 40,000	\$ -	\$ -
Project Outflows:					
Advances - Principal	-	-	-	-	-
Advances - Interest	-	-	-	-	-
Land and Land Improvements	-	-	-	-	-
Major Streets	-	-	-	-	-
Storm Utility	-	-	-	-	-
Sewer Utility	11,679	-	-	-	-
Debt Service - Principal	-	-	-	-	-
Debt Service - Interest	-	-	-	-	-
Development and Plan	-	-	-	-	-
Equipment	-	-	-	-	-
Buildings	-	-	-	-	-
Other	-	-	-	-	-
Total Outflows:	\$ 11,679	\$ -	\$ -	\$ -	\$ -
Annual Net Cash Flow	\$ 20,707	\$ 50,000	\$ 40,000	\$ -	\$ -
Cash Balance (Deficit), December 31	\$ (591,718)	\$ (512,425)	\$ (551,718)	\$ (551,718)	\$ (551,718)

Impact Fees
12404030 Engr. - Westside Drainage

	2020 Actual	2021 Budget	2021 Projected	2022 Executive	2022 Budget
Cash Balance (Deficit), January 1	\$ -	\$ -	\$ -	\$ 50,000	\$ 50,000
Project Inflows:					
County Grants	-	-	-	-	-
Interest on Investments	-	-	-	-	-
Revenue - Impact Fees	-	35,000	50,000	-	-
Park Dev. / Impact Fees	-	-	-	-	-
General Obligation Debt	-	-	-	-	-
Revenue Bonds	-	-	-	-	-
Other	-	-	-	-	-
Total Inflows:	\$ -	\$ 35,000	\$ 50,000	\$ -	\$ -
Project Outflows:					
Advances - Principal	-	-	-	-	-
Advances - Interest	-	-	-	-	-
Land and Land Improvements	-	-	-	-	-
Major Streets	-	-	-	-	-
Storm Utility	-	-	-	-	-
Sewer Utility	-	-	-	-	-
Debt Service - Principal	-	-	-	-	-
Debt Service - Interest	-	-	-	-	-
Development and Plan	-	-	-	-	-
Equipment	-	-	-	-	-
Buildings	-	-	-	-	-
Other	-	-	-	-	-
Total Outflows:	\$ -	\$ -	\$ -	\$ -	\$ -
Annual Net Cash Flow	\$ -	\$ 35,000	\$ 50,000	\$ -	\$ -
Cash Balance (Deficit), December 31	\$ -	\$ 35,000	\$ 50,000	\$ 50,000	\$ 50,000

Tax Increment Financing

Background & Purpose

Tax Increment Financing (TIF) is a financing tool utilized by the City of Madison to fund public infrastructure, promote development opportunities, and expand future tax base by providing public financial assistance to private developments in a tax increment district (TID). A TID is a geographic area comprised of contiguous whole units of property. All of the existing districts, and future districts, must demonstrate that development is not possible without a form of City assistance. Currently, Madison has 14 TIDs with another two TIDs likely being created in late 2021 or early 2022.

Beginning in 2009, State law began allowing the use of TIF proceeds to support Affordable Housing. Under the revised policy, jurisdictions can keep a TIF district open for one additional year and utilize the additional tax increment to fund affordable housing developments. Incremental revenue from TID 33 was appropriated to Affordable Housing in 2016. Incremental revenue from TIDs 27, 32, and 43 were appropriated to Affordable Housing in the 2018.

In 2021, the Common Council approved resolutions dissolving TIDs #25 and #35 and authorizing one additional year of incremental revenues (i.e., taxes levied in 2022 and collected in 2023) for affordable housing. All residual revenue in the TIDs will be distributed proportionally to the underlying taxing jurisdictions (i.e., City of Madison, Dane County, Madison School District, and Madison College).

The information outlined in the TIF cash flow statements is provided for informational purposes and is not intended to serve as budget.

2022 Highlights

Key TIF-funded projects in the 2022 Capital Budget include:

- Blair Street Quiet Zone (TID #36 – Capital Gateway Corridor)
- Old Middleton Underpass (TID #41 – University/Whitney)
- Cannonball Path (TID #42 – Wingra)
- Village on Park Redevelopment (TID #42 – Wingra)
- Economic development loans (TID #46 – Research Park)
- Bus Rapid Transit (TID #46 – Research Park)
- Economic development loans (TID #49 – Femrite Drive)
- Blight studies (TID #5X – South Madison)
- Improvement grants, marketing, and planning studies (TID #5X – State Street)

**Tax Incremental Financing
Citywide Summary - All Active TIDs
2022 Executive Budget**

No.	Name	Year of Inception	Base Value	2021 Value	Accumulated TIF Increment Change August 15, 2021	2022 Ratio of Debt Svc. and Cap. Leases to Annual Revenues (Excluding Borrowing)	Dec. 31, 2022 Budgeted Cash Balance	Dec. 31, 2022 Balance of Unrecovered Costs (Fav.)	2022 Capital Budget Adopted
25	Wilson Street	1995	\$38,606,700	\$252,742,200	555%	16%	\$57,351	(\$56,655)	-
29	Allied Terrace	2000	41,741,400	77,184,000	85%	0%	677,406	(1,676,734)	500
35	Todd Drive	2005	25,800,600	80,559,600	212%	7%	3,651,122	(3,189,642)	-
36	Capitol Gateway	2005	97,652,400	549,444,800	463%	25%	21,537,458	(14,272,533)	1,452,000
37	Union Corners	2006	43,466,900	181,495,700	318%	9%	6,000,149	(4,481,442)	31,000
39	Stoughton Road	2008	263,256,500	384,728,200	46%	10%	7,049,965	(5,070,798)	30,000
41	University/Whitney	2011	18,703,300	72,378,300	287%	39%	2,891,996	3,995,612	1,500,000
42	Wingra	2012	50,866,200	122,529,300	141%	29%	543,226	6,972,514	12,300,500
44	Royster Clark	2013	30,448,400	76,072,800	150%	45%	(84,483)	1,594,439	1,000
45	Capitol Square West	2015	79,304,000	174,829,200	120%	89%	(5,218,270)	11,394,126	1,500
46	Research Park	2015	118,934,300	419,190,500	252%	16%	5,946,455	20,673,115	24,000,000
47	Silicon Prairie	2017	10,032,600	28,125,300	180%	16%	1,017,184	(716,856)	-
48	Regent Street	2021	Unavailable	Unavailable	Unavailable	Unavailable	Unavailable	Unavailable	-
49	Femrite Drive	2021	Unavailable	Unavailable	Unavailable	Unavailable	Unavailable	Unavailable	2,100,000
5X	South Madison	2022	Unavailable	Unavailable	Unavailable	Unavailable	Unavailable	Unavailable	75,000
5X	State Street	2022	Unavailable	Unavailable	Unavailable	Unavailable	Unavailable	Unavailable	600,000
							\$ 44,069,559	\$ 15,165,146	\$ 42,091,500

**Tax Incremental Financing
Citywide Summary - All Active TIDs
2022 Executive Budget**

	2019 Actual	2020 Budget	2020 Projected	2021 Executive	2021 Adopted
Cash Balance (Deficit), January 1	\$ 20,396,329	\$ 29,138,573	\$ 35,545,391	\$ 43,551,628	\$ -
Project Inflows:					
Incremental Revenues	25,533,533	32,595,417	32,587,121	37,082,168	-
Computer Reimbursement	791,156	781,054	790,465	781,091	-
Personal Property Aid	887,709	1,591,859	1,591,859	887,709	-
Payment on Advance	-	-	-	-	-
Interest Income	319,821	359,241	456,630	528,901	-
Proceeds from Borrowing	1,320,000	12,250,000	12,250,000	25,475,000	-
Developer Capital Funding	-	215,946	236,943	185,000	-
Application Fees	-	-	-	-	-
Other	4,009,335	-	3,060,744	1,000,000	-
Total Inflows:	\$ 32,861,554	\$ 47,793,516	\$ 50,973,761	\$ 65,939,869	\$ -
Project Outflows:					
Engineering: Ped Bike	28,483	150,000	150,000	2,500,000	-
Engineering: Major Streets	1,159,481	2,250,000	2,582,075	1,350,000	-
Engineering: Storm Water	10,424	3,000,000	3,562,192	-	-
Engineering: Sewer Utility	-	-	-	-	-
Engineering: Other	475	-	-	-	-
Parks	2,893	7,000	7,000	7,000	-
Parking	-	-	-	-	-
PCED: Payments to Developers	-	7,000,000	7,000,000	6,100,000	-
PCED: Planning Studies	-	-	-	75,000	-
PCED: Affordable Hsg. Set Aside	-	-	-	-	-
PCED: Other	1,465,110	140,000	140,654	12,060,000	-
Traffic Engineering	168	-	150	-	-
Transit	-	-	-	20,000,000	-
Debt Service-Principal	9,498,403	7,790,414	7,791,913	7,423,629	-
Debt Service-Interest	1,358,319	1,041,359	1,096,633	801,169	-
Pay Advances-Principal	-	-	-	-	-
Pay Advances-Interest	-	-	-	-	-
Capital Lease-Principal	785,000	800,000	800,000	820,000	-
Capital Lease-Interest	61,380	42,540	42,540	22,140	-
Refund to Overlying Districts	-	-	16,500,000	14,000,000	-
Staff Costs	212,452	190,000	217,654	239,000	-
Audit Costs	26,000	26,000	26,000	24,000	-
Other	4,007,103	-	3,001,550	-	-
Total Outflows:	\$ 18,615,691	\$ 22,437,313	\$ 42,918,361	\$ 65,421,938	\$ -
Annual Net Cash Flow	\$ 14,245,863	\$ 25,356,203	\$ 8,055,400	\$ 517,931	\$ -
Cash Balance (Deficit), December 31	\$ 34,642,192	\$ 54,494,776	\$ 43,600,791	\$ 44,069,559	\$ -
Memo: Unrecovered Costs (Fav.)	\$ 5,632,314	\$ (9,121,770)	\$ 1,235,001	\$ 15,165,146	\$ -

Tax Incremental Financing
TID #25 - Wilson Street Corridor
Inception 1995

	2020 Actual	2021 Budget	2021 Projected	2022 Executive	2022 Adopted
Cash Balance (Deficit), January 1	\$ 18,533,758	\$ 22,399,313	\$ 22,042,006	\$ 9,617,453	\$ -
Project Inflows:					
Incremental Revenues	4,219,442	4,461,181	4,461,181	4,995,674	-
Computer Reimbursement	29,242	28,551	28,551	29,242	-
Personal Property Aid	12,182	(3,268)	(3,268)	12,182	-
Payment on Advance	-	-	-	-	-
Interest Income	149,663	223,993	211,729	76,940	-
Proceeds from Borrowing	-	-	-	-	-
Developer Capital Funding	-	215,946	236,943	185,000	-
Application Fees	-	-	-	-	-
Other	-	-	-	-	-
Total Inflows:	\$ 4,410,529	\$ 4,926,404	\$ 4,935,137	\$ 5,299,038	\$ -
Project Outflows:					
Engineering: Ped Bike	-	-	-	-	-
Engineering: Major Streets	38,900	-	-	-	-
Engineering: Storm Water	-	-	-	-	-
Engineering: Sewer Utility	-	-	-	-	-
Engineering: Other	-	-	-	-	-
Streets	-	-	-	-	-
Parking -- Ramp at Judge Doyle	-	-	-	-	-
PCED: Payments to Developers	-	-	-	-	-
PCED: Planning Studies	-	-	-	-	-
PCED: Affordable Hsg. Set Aside	-	-	-	-	-
PCED: Other	-	-	-	-	-
Traffic Engineering	-	-	-	-	-
Transit	-	-	-	-	-
Debt Service-Principal	-	-	-	-	-
Debt Service-Interest	-	-	-	-	-
Pay Advances-Principal	-	-	-	-	-
Pay Advances-Interest	-	-	-	-	-
Capital Lease-Principal	785,000	800,000	800,000	820,000	-
Capital Lease-Interest	61,380	42,540	42,540	22,140	-
Refund to Overlying Districts	-	-	16,500,000	14,000,000	-
Staff Costs	14,851	15,000	15,000	15,000	-
Audit Costs	2,000	2,000	2,000	2,000	-
Other	150	-	150	-	-
Total Outflows:	\$ 902,281	\$ 859,540	\$ 17,359,690	\$ 14,859,140	\$ -
Annual Net Cash Flow	\$ 3,508,248	\$ 4,066,864	\$ (12,424,553)	\$ (9,560,102)	\$ -
Cash Balance (Deficit), December 31	\$ 22,042,006	\$ 26,466,176	\$ 9,617,453	\$ 57,351	\$ -
Memo: Unrecovered Costs (Fav.)	\$ (20,421,310)	\$ (25,646,177)	\$ (8,796,757)	\$ (56,655)	\$ -

Note: Adopted RES-21-00516 dissolves TID #25, effective January 1, 2022, and a separate resolution (Legistar File ID 67071) authorizes extending the life of TID #25 for an additional year to collect incremental revenues for affordable housing pursuant to Wis. Stat. §66.1105(6)(g). Distribution of the residual incremental revenues to the underlying taxing jurisdictionas is planned for 2021 and 2022. Incremental revenues from taxes levied in 2022 and collected in 2023 will be used for affordable housing.

Tax Incremental Financing
TID #29 - Allied Terrace
Inception 2000

	2020 Actual	2021 Budget	2021 Projected	2022 Executive	2022 Adopted
Cash Balance (Deficit), January 1	\$ (2,438,861)	\$ (964,452)	\$ (1,964,003)	\$ (1,167,439)	\$ -
Project Inflows:					
Incremental Revenues	583,502	757,406	757,406	826,858	-
Computer Reimbursement	9,516	9,516	9,516	9,516	-
Personal Property Aid	23,971	42,792	42,792	23,971	-
Payment on Advance	-	-	-	-	-
Interest Income	-	-	-	-	-
Proceeds from Borrowing	-	-	-	-	-
Developer Capital Funding	-	-	-	-	-
Application Fees	-	-	-	-	-
Other	1,520	-	-	1,000,000	-
Total Inflows:	\$ 618,509	\$ 809,714	\$ 809,714	\$ 1,860,345	\$ -
Project Outflows:					
Engineering: Ped Bike	-	-	-	-	-
Engineering: Major Streets	-	-	-	-	-
Engineering: Storm Water	-	-	-	-	-
Engineering: Sewer Utility	-	-	-	-	-
Engineering: Other	-	-	-	-	-
Streets	316	500	500	500	-
Parking	-	-	-	-	-
PCED: Payments to Developers	-	-	-	-	-
PCED: Planning Studies	-	-	-	-	-
PCED: Affordable Hsg. - Set Aside	-	-	-	-	-
PCED: Other	-	-	-	-	-
Traffic Engineering	-	-	-	-	-
Transit	-	-	-	-	-
Debt Service-Principal	122,953	-	-	-	-
Debt Service-Interest	4,610	-	-	-	-
Pay Advances-Principal	-	-	-	-	-
Pay Advances-Interest	-	-	-	-	-
Capital Lease-Principal	-	-	-	-	-
Capital Lease-Interest	-	-	-	-	-
Refund to Overlying Districts	-	-	-	-	-
Staff Costs	13,123	10,000	10,000	13,000	-
Audit Costs	2,000	2,000	2,000	2,000	-
Other	649	-	650	-	-
Total Outflows:	\$ 143,651	\$ 12,500	\$ 13,150	\$ 15,500	\$ -
Annual Net Cash Flow	\$ 474,858	\$ 797,214	\$ 796,564	\$ 1,844,845	\$ -
Cash Balance (Deficit), December 31	\$ (1,964,003)	\$ (167,238)	\$ (1,167,439)	\$ 677,406	\$ -
Memo: Unrecovered Costs (Fav.)	\$ 964,675	\$ 167,239	\$ 168,111	\$ (1,676,734)	\$ -

Note: Included in the operating statement is a note due from Gorman Companies regarding Avalon Village for \$1m due 10/5/22. The accrued interest on this loan was forgiven via resolution (File ID 66631).

Includes 2022 amounts as follows:

<u>Streets: Street Tree Replacements</u>	<u>Cash</u>	<u>500</u>	<u>-</u>
TOTAL		\$ 500	\$ -

Tax Incremental Financing
TID #35 - Todd Drive / West Beltline
Inception 2005

	2020 Actual	2021 Budget	2021 Projected	2022 Executive	2022 Adopted
Cash Balance (Deficit), January 1	\$ 1,331,864	\$ 1,123,952	\$ 1,116,882	\$ 2,360,049	\$ -
Project Inflows:					
Incremental Revenues	1,196,187	1,216,659	1,216,659	1,277,500	-
Computer Reimbursement	78,329	76,478	78,329	78,329	-
Personal Property Aid	32,418	56,667	56,667	32,418	-
Payment on Advance	-	-	-	-	-
Interest Income	13,057	7,868	10,945	23,128	-
Proceeds from Borrowing	-	-	-	-	-
Developer Capital Funding	-	-	-	-	-
Application Fees	-	-	-	-	-
Other	-	-	-	-	-
Total Inflows:	\$ 1,319,991	\$ 1,357,672	\$ 1,362,601	\$ 1,411,376	\$ -
Project Outflows:					
Engineering: Ped Bike	-	-	-	-	-
Engineering: Major Streets	-	-	-	-	-
Engineering: Storm Water	-	-	-	-	-
Engineering: Sewer Utility	-	-	-	-	-
Engineering: Other	-	-	-	-	-
Streets	-	-	-	-	-
Parking	-	-	-	-	-
PCED: Payments to Developers	-	-	-	-	-
PCED: Planning Studies	-	-	-	-	-
PCED: Affordable Hsg. Set Aside	-	-	-	-	-
PCED: Other	-	-	-	-	-
Traffic Engineering	168	-	150	-	-
Transit	-	-	-	-	-
Debt Service-Principal	92,169	92,168	92,168	92,168	-
Debt Service-Interest	17,097	15,116	15,116	13,134	-
Pay Advances-Principal	-	-	-	-	-
Pay Advances-Interest	-	-	-	-	-
Capital Lease-Principal	-	-	-	-	-
Capital Lease-Interest	-	-	-	-	-
Refund to Overlying Districts	-	-	-	-	-
Staff Costs	13,337	10,000	10,000	13,000	-
Audit Costs	2,000	2,000	2,000	2,000	-
Other - Transfer to TID 38	1,410,202	-	-	-	-
Total Outflows:	\$ 1,534,973	\$ 119,284	\$ 119,434	\$ 120,302	\$ -
Annual Net Cash Flow	\$ (214,982)	\$ 1,238,388	\$ 1,243,167	\$ 1,291,074	\$ -
Cash Balance (Deficit), December 31	\$ 1,116,882	\$ 2,362,340	\$ 2,360,049	\$ 3,651,122	\$ -
Memo: Unrecovered Costs (Fav.)	\$ (471,066)	\$ (1,809,328)	\$ (1,806,401)	\$ (3,189,642)	\$ -

Note: A resolution (RES-19-00566) adopted 8/6/19 authorizes an additional \$2,210,000 to be donated from TID #35 to TID #38, starting in 2019. Adopted RES-21-00515 dissolves TID #35, effective January 1, 2022, and a separate resolution (Legistar File ID 67071) authorizes extending the life of TID #35 for an additional year to collect incremental revenues for affordable housing pursuant to Wis. Stat. §66.1105(6)(g). Distribution of the residual incremental revenues to the underlying taxing jurisdiction is planned for 2021 and 2022. Incremental revenues from taxes levied in 2022 and collected in 2023 will be used for affordable housing.

Tax Incremental Financing
TID #36 - Capitol Gateway Corridor
Inception 2005

	2020 Actual	2021 Budget	2021 Projected	2022 Executive	2022 Adopted
Cash Balance (Deficit), January 1	\$ 5,091,388	\$ 2,144,792	\$ 8,789,869	\$ 14,860,829	\$ -
Project Inflows:					
Incremental Revenues	7,489,133	9,217,211	9,217,211	10,540,091	-
Computer Reimbursement	78,514	78,514	78,514	78,514	-
Personal Property Aid	31,171	47,417	47,417	31,171	-
Payment on Advance	-	-	-	-	-
Interest Income	65,919	21,448	114,268	193,191	-
Proceeds from Borrowing	-	-	-	-	-
Developer Capital Funding	-	-	-	-	-
Application Fees	-	-	-	-	-
Other	-	-	-	-	-
Total Inflows:	\$ 7,664,737	\$ 9,364,590	\$ 9,457,410	\$ 10,842,967	\$ -
Project Outflows:					
Engineering: Ped Bike	-	-	-	-	-
Engineering: Major Streets	-	-	-	1,350,000	-
Engineering: Storm Water	-	-	-	-	-
Engineering: Sewer Utility	-	-	-	-	-
Engineering: Other	-	-	-	-	-
Streets	1,409	2,000	2,000	2,000	-
Parking Utility	-	-	-	-	-
PCED: Payments to Developers	-	-	-	-	-
PCED: Planning Studies	-	-	-	-	-
PCED: Affordable Hsg. Set Aside	-	-	-	-	-
PCED: Other	404,645	50,000	50,000	100,000	-
Traffic Engineering	-	-	-	-	-
Transit	-	-	-	-	-
Debt Service-Principal	3,150,188	3,006,497	3,006,497	2,510,900	-
Debt Service-Interest	389,175	310,803	310,803	182,437	-
Pay Advances-Principal	-	-	-	-	-
Pay Advances-Interest	-	-	-	-	-
Capital Lease-Principal	-	-	-	-	-
Capital Lease-Interest	-	-	-	-	-
Refund to Overlying Districts	-	-	-	-	-
Staff Costs	18,689	15,000	15,000	19,000	-
Audit Costs	2,000	2,000	2,000	2,000	-
Other	150	-	150	-	-
Total Outflows:	\$ 3,966,256	\$ 3,386,300	\$ 3,386,450	\$ 4,166,337	\$ -
Annual Net Cash Flow	\$ 3,698,481	\$ 5,978,290	\$ 6,070,960	\$ 6,676,630	\$ -
Cash Balance (Deficit), December 31	\$ 8,789,869	\$ 8,123,081	\$ 14,860,829	\$ 21,537,458	\$ -
Memo: Unrecovered Costs (Fav.)	\$ 3,992,453	\$ 1,652,106	\$ (5,085,004)	\$ (14,272,533)	\$ -

Includes 2022 amounts as follows:

Streets: Street Tree Replacements	Cash	2,000	-
Economic Development: Property Holding Costs	Cash	100,000	-
<u>Eng Major Streets: Blair Street Quiet Zone</u>	<u>Cash</u>	<u>1,350,000</u>	
TOTAL		\$ 1,452,000	\$ -

Tax Incremental Financing
TID #37 - Union Corners
Inception 2006

	2020 Actual	2021 Budget	2021 Projected	2022 Executive	2022 Adopted
Cash Balance (Deficit), January 1	\$ (797,071)	\$ 524,762	\$ 576,006	\$ 3,051,394	\$ -
Project Inflows:					
Incremental Revenues	2,023,199	2,695,624	2,695,624	3,220,143	-
Computer Reimbursement	8,727	8,727	8,727	8,727	-
Personal Property Aid	37,907	63,294	63,294	37,907	-
Payment on Advance	-	-	-	-	-
Interest Income	3,444	5,248	5,760	30,514	-
Proceeds from Borrowing	-	-	-	-	-
Developer Capital Funding	-	-	-	-	-
Application Fees	-	-	-	-	-
Other	-	-	59,338	-	-
Total Inflows:	\$ 2,073,277	\$ 2,772,893	\$ 2,832,743	\$ 3,297,291	\$ -
Project Outflows:					
Engineering: Ped Bike	-	-	-	-	-
Engineering: Major Streets	-	-	-	-	-
Engineering: Storm Water	-	-	-	-	-
Engineering: Sewer Utility	-	-	-	-	-
Engineering: Other	475	-	-	-	-
Streets	516	1,000	1,000	1,000	-
Parking	-	-	-	-	-
PCED: Payments to Developers	-	-	-	-	-
PCED: Planning Studies	-	-	-	-	-
PCED: Affordable Hsg. Set Aside	-	-	-	-	-
PCED: Other	533	30,000	30,000	30,000	-
Traffic Engineering	-	-	-	-	-
Transit	-	-	-	-	-
Debt Service-Principal	586,152	247,362	247,362	247,690	-
Debt Service-Interest	96,956	61,993	61,993	53,846	-
Pay Advances-Principal	-	-	-	-	-
Pay Advances-Interest	-	-	-	-	-
Capital Lease-Principal	-	-	-	-	-
Capital Lease-Interest	-	-	-	-	-
Refund to Overlying Districts	-	-	-	-	-
Staff Costs	13,568	15,000	15,000	14,000	-
Audit Costs	2,000	2,000	2,000	2,000	-
Other	-	-	-	-	-
Total Outflows:	\$ 700,200	\$ 357,355	\$ 357,355	\$ 348,536	\$ -
Annual Net Cash Flow	\$ 1,373,077	\$ 2,415,538	\$ 2,475,388	\$ 2,948,755	\$ -
Cash Balance (Deficit), December 31	\$ 576,006	\$ 2,940,300	\$ 3,051,394	\$ 6,000,149	\$ -
Memo: Unrecovered Costs (Fav.)	\$ 1,437,753	\$ (1,197,950)	\$ (1,284,997)	\$ (4,481,442)	\$ -

Includes 2022 amounts as follows:

Streets: Street Tree Replacements	Cash	1,000	-
<u>Economic Development: Property Holding Costs</u>	<u>Cash</u>	<u>30,000</u>	<u>-</u>
		\$ 31,000	\$ -

**Tax Incremental Financing
TID #39 - Stoughton Road
Inception 2008**

	2020 Actual	2021 Budget	2021 Projected	2022 Executive	2022 Adopted
Cash Balance (Deficit), January 1	\$ 2,421,722	\$ 3,189,205	\$ 3,751,632	\$ 4,007,763	\$ -
Project Inflows:					
Incremental Revenues	2,379,119	2,593,851	2,593,851	2,833,874	-
Computer Reimbursement	205,443	205,443	205,443	205,443	-
Personal Property Aid	359,814	669,023	669,023	359,814	-
Payment on Advance	-	-	-	-	-
Interest Income	29,312	31,892	37,516	40,078	-
Proceeds from Borrowing	1,320,000	-	-	-	-
Developer Capital Funding	-	-	-	-	-
Application Fees	-	-	-	-	-
Other	2,815	-	1,406	-	-
Total Inflows:	\$ 4,296,503	\$ 3,500,209	\$ 3,507,239	\$ 3,439,209	\$ -
Project Outflows:					
Engineering: Ped Bike	-	-	-	-	-
Engineering: Major Streets	788,213	-	-	-	-
Engineering: Storm Water	-	-	-	-	-
Engineering: Sewer Utility	-	-	-	-	-
Engineering: Other	-	-	-	-	-
Streets	128	500	500	500	-
Parking	-	-	-	-	-
PCED: Payments to Developers	-	-	-	-	-
PCED: Planning Studies	-	-	-	-	-
PCED: Affordable Hsg. Set Aside	-	-	-	-	-
PCED: Other	17,666	30,000	30,000	30,000	-
Traffic Engineering	-	-	-	-	-
Transit	-	-	-	-	-
Debt Service-Principal	370,080	153,139	153,139	273,678	-
Debt Service-Interest	57,585	34,548	34,548	59,829	-
Pay Advances-Principal	-	-	-	-	-
Pay Advances-Interest	-	-	-	-	-
Capital Lease-Principal	-	-	-	-	-
Capital Lease-Interest	-	-	-	-	-
Refund to Overlying Districts	-	-	-	-	-
Staff Costs	30,921	10,000	30,921	31,000	-
Audit Costs	2,000	2,000	2,000	2,000	-
Other - Transfer to TID 42	1,700,000	-	3,000,000	-	-
Total Outflows:	\$ 2,966,593	\$ 230,187	\$ 3,251,108	\$ 397,007	\$ -
Annual Net Cash Flow	\$ 1,329,910	\$ 3,270,022	\$ 256,131	\$ 3,042,202	\$ -
Cash Balance (Deficit), December 31	\$ 3,751,632	\$ 6,459,227	\$ 4,007,763	\$ 7,049,965	\$ -
Memo: Unrecovered Costs (Fav.)	\$ (1,345,648)	\$ (4,243,500)	\$ (1,754,918)	\$ (5,070,798)	\$ -

Includes 2022 amounts as follows:

Streets: Street Tree Replacements	Cash	500	-
<u>Economic Development: Property Holding Costs</u>	<u>Cash</u>	<u>30,000</u>	<u>-</u>
TOTAL		\$ 30,000	\$ -

Tax Incremental Financing
TID #41 - University - Whitney (UW Clinic Project)
Inception 2011

	2020 Actual	2021 Budget	2021 Projected	2022 Executive	2022 Adopted
Cash Balance (Deficit), January 1	\$ 1,892,877	\$ 2,361,490	\$ 1,459,899	\$ 2,120,259	\$ -
Project Inflows:					
Incremental Revenues	969,629	1,154,011	1,154,011	1,252,211	-
Computer Reimbursement	5,881	5,881	5,881	5,881	-
Personal Property Aid	5,921	6,579	6,579	5,921	-
Payment on Advance	-	-	-	-	-
Interest Income	15,949	23,615	11,679	16,962	-
Proceeds from Borrowing	-	5,250,000	5,250,000	1,500,000	-
Developer Capital Funding	-	-	-	-	-
Application Fees	-	-	-	-	-
Other	-	-	-	-	-
Total Inflows:	\$ 997,380	\$ 6,440,086	\$ 6,428,151	\$ 2,780,975	\$ -
Project Outflows:					
Engineering: Ped Bike	-	-	-	1,500,000	-
Engineering: Major Streets	-	2,250,000	2,250,000	-	-
Engineering: Storm Water	-	3,000,000	3,000,000	-	-
Engineering: Sewer Utility	-	-	-	-	-
Engineering: Other	-	-	-	-	-
Streets	-	-	-	-	-
Parking	-	-	-	-	-
PCED: Payments to Developers	-	-	-	-	-
PCED: Planning Studies	-	-	-	-	-
PCED: Affordable Hsg. Set Aside	-	-	-	-	-
PCED: Other	-	-	654	-	-
Traffic Engineering	-	-	-	-	-
Transit	-	-	-	-	-
Debt Service-Principal	480,480	477,665	477,665	478,040	-
Debt Service-Interest	38,649	27,472	27,472	15,198	-
Pay Advances-Principal	-	-	-	-	-
Pay Advances-Interest	-	-	-	-	-
Capital Lease-Principal	-	-	-	-	-
Capital Lease-Interest	-	-	-	-	-
Refund to Overlying Districts	-	-	-	-	-
Staff Costs	14,027	10,000	10,000	14,000	-
Audit Costs	2,000	2,000	2,000	2,000	-
Other - Transfer to TID 38	895,202	-	-	-	-
Total Outflows:	\$ 1,430,358	\$ 5,767,137	\$ 5,767,791	\$ 2,009,238	\$ -
Annual Net Cash Flow	\$ (432,978)	\$ 672,949	\$ 660,360	\$ 771,737	\$ -
Cash Balance (Deficit), December 31	\$ 1,459,899	\$ 3,034,439	\$ 2,120,259	\$ 2,891,996	\$ -
Memo: Unrecovered Costs (Fav.)	\$ (366,586)	\$ 2,830,513	\$ 3,745,389	\$ 3,995,612	\$ -

Includes 2022 amounts as follows:

<u>Eng Ped Bike: Old Middleton Underpass</u>	<u>Borrowing</u>	<u>1,500,000</u>	<u>-</u>
TOTAL		\$ 1,500,000	\$ -

Tax Incremental Financing
TID #42 - Wingra (Wingra Clinic Project)
Inception 2012

	2020 Actual	2021 Budget	2021 Projected	2022 Executive	2022 Adopted
Cash Balance (Deficit), January 1	\$ 1,187,637	\$ 2,158,203	\$ 1,651,298	\$ 4,408,810	\$ -
Project Inflows:					
Incremental Revenues	646,950	1,300,131	1,300,131	1,671,864	-
Computer Reimbursement	41,233	40,258	41,233	41,233	-
Personal Property Aid	38,719	69,018	69,018	38,719	-
Payment on Advance	-	-	-	-	-
Interest Income	13,610	-	16,513	44,088	-
Proceeds from Borrowing	-	-	-	7,200,000	-
Developer Capital Funding	-	-	-	-	-
Application Fees	-	-	-	-	-
Other - Transfer from TID 39	1,700,000	-	3,000,000	-	-
Total Inflows:	\$ 2,440,512	\$ 1,409,407	\$ 4,426,895	\$ 8,995,904	\$ -
Project Outflows:					
Engineering: Ped Bike	-	150,000	150,000	1,000,000	-
Engineering: Major Streets	332,368	-	332,075	-	-
Engineering: Storm Water	10,424	-	562,192	-	-
Engineering: Sewer Utility	-	-	-	-	-
Engineering: Other	-	-	-	-	-
Streets	384	500	500	500	-
Parking	-	-	-	-	-
PCED: Payments to Developers	-	-	-	-	-
PCED: Planning Studies	-	-	-	-	-
PCED: Affordable Hsg. Set Aside	-	-	-	-	-
PCED: Other	1,042,266	30,000	30,000	11,300,000	-
Traffic Engineering	-	-	-	-	-
Transit	-	-	-	-	-
Debt Service-Principal	502,328	504,036	505,535	506,224	-
Debt Service-Interest	50,380	35,058	50,380	15,764	-
Pay Advances-Principal	-	-	-	-	-
Pay Advances-Interest	-	-	-	-	-
Capital Lease-Principal	-	-	-	-	-
Capital Lease-Interest	-	-	-	-	-
Refund to Overlying Districts	-	-	-	-	-
Staff Costs	36,701	20,000	36,701	37,000	-
Audit Costs	2,000	2,000	2,000	2,000	-
Other	-	-	-	-	-
Total Outflows:	\$ 1,976,851	\$ 741,594	\$ 1,669,383	\$ 12,861,488	\$ -
Annual Net Cash Flow	\$ 463,661	\$ 667,813	\$ 2,757,512	\$ (3,865,584)	\$ -
Cash Balance (Deficit), December 31	\$ 1,651,298	\$ 2,826,016	\$ 4,408,810	\$ 543,226	\$ -
Memo: Unrecovered Costs (Fav.)	\$ (323,799)	\$ (419,246)	\$ (3,586,846)	\$ 6,972,514	\$ -

Includes 2022 amounts as follows:

Engineering - Ped Bike: Cannonball Path	Borrowing	1,000,000	-
PCED - Other: Village on Park Redevelopment	Borrowing	6,200,000	-
PCED - Other: Village on Park Redevelopment	Cash	5,000,000	-
Economic Development: Property Holding Costs	Cash	100,000	-
<u>Streets: Street Tree Replacements</u>	<u>Cash</u>	<u>500</u>	<u>-</u>
TOTAL		\$ 12,300,500	\$ -

Tax Incremental Financing
TID #44 - Royster Clark
Inception 2013

	2020 Actual	2021 Budget	2021 Projected	2022 Executive	2022 Adopted
Cash Balance (Deficit), January 1	\$ (1,048,069)	\$ (973,381)	\$ (971,300)	\$ (664,697)	\$ -
Project Inflows:					
Incremental Revenues	593,884	810,821	810,821	1,064,394	-
Computer Reimbursement	5,582	5,450	5,582	5,582	-
Personal Property Aid	12,301	21,537	21,537	12,301	-
Payment on Advance	-	-	-	-	-
Interest Income	-	-	-	-	-
Proceeds from Borrowing	-	-	-	-	-
Developer Capital Funding	-	-	-	-	-
Application Fees	-	-	-	-	-
Other	-	-	-	-	-
Total Inflows:	\$ 611,767	\$ 837,808	\$ 837,940	\$ 1,082,277	\$ -
Project Outflows:					
Engineering: Ped Bike	-	-	-	-	-
Engineering: Major Streets	-	-	-	-	-
Engineering: Storm Water	-	-	-	-	-
Engineering: Sewer Utility	-	-	-	-	-
Engineering: Other	-	-	-	-	-
Streets	-	1,000	1,000	1,000	-
Parking	-	-	-	-	-
PCED: Payments to Developers	-	-	-	-	-
PCED: Planning Studies	-	-	-	-	-
PCED: Affordable Hsg. Set Aside	-	-	-	-	-
PCED: Other	-	-	-	-	-
Traffic Engineering	-	-	-	-	-
Transit	-	-	-	-	-
Debt Service-Principal	433,420	433,420	433,420	438,802	-
Debt Service-Interest	84,767	71,663	84,767	45,261	-
Pay Advances-Principal	-	-	-	-	-
Pay Advances-Interest	-	-	-	-	-
Capital Lease-Principal	-	-	-	-	-
Capital Lease-Interest	-	-	-	-	-
Refund to Overlying Districts	-	-	-	-	-
Staff Costs	14,661	10,000	10,000	15,000	-
Audit Costs	2,000	2,000	2,000	2,000	-
Other	150	-	150	-	-
Total Outflows:	\$ 534,998	\$ 518,083	\$ 531,337	\$ 502,063	\$ -
Annual Net Cash Flow	\$ 76,769	\$ 319,725	\$ 306,603	\$ 580,214	\$ -
Cash Balance (Deficit), December 31	\$ (971,300)	\$ (653,656)	\$ (664,697)	\$ (84,483)	\$ -
Memo: Unrecovered Costs (Fav.)	\$ 3,353,478	\$ 2,575,615	\$ 2,613,455	\$ 1,594,439	\$ -

Includes 2022 amounts as follows:

<u>Streets: Street Tree Replacements</u>	<u>Cash</u>	<u>1,000</u>	<u>-</u>
TOTAL		\$ 1,000	\$ -

Tax Incremental Financing
TID #45 - Capitol Square West
Inception June 2015

	2020 Actual	2021 Budget	2021 Projected	2022 Executive	2022 Adopted
Cash Balance (Deficit), January 1	\$ (5,259,882)	\$ (5,729,674)	\$ (5,728,680)	\$ (5,442,849)	\$ -
Project Inflows:					
Incremental Revenues	1,644,117	2,330,872	2,330,872	2,228,555	-
Computer Reimbursement	45,505	45,505	45,505	45,505	-
Personal Property Aid	6,909	3,135	3,135	6,909	-
Payment on Advance	-	-	-	-	-
Interest Income	-	-	-	-	-
Proceeds from Borrowing	-	-	-	-	-
Developer Capital Funding	-	-	-	-	-
Application Fees	-	-	-	-	-
Other	-	-	-	-	-
Total Inflows:	\$ 1,696,531	\$ 2,379,512	\$ 2,379,512	\$ 2,280,969	\$ -
Project Outflows:					
Engineering: Ped Bike	28,483	-	-	-	-
Engineering: Major Streets	-	-	-	-	-
Engineering: Storm Water	-	-	-	-	-
Engineering: Sewer Utility	-	-	-	-	-
Engineering: Other	-	-	-	-	-
Streets	140	1,500	1,500	1,500	-
Parking	-	-	-	-	-
PCED: Payments to Developers	-	-	-	-	-
PCED: Planning Studies	-	-	-	-	-
PCED: Affordable Hsg. Set Aside	-	-	-	-	-
PCED: Other	-	-	-	-	-
Traffic Engineering	-	-	-	-	-
Transit	-	-	-	-	-
Debt Service-Principal	1,837,542	1,837,541	1,837,541	1,837,541	-
Debt Service-Interest	283,882	242,490	242,490	202,349	-
Pay Advances-Principal	-	-	-	-	-
Pay Advances-Interest	-	-	-	-	-
Capital Lease-Principal	-	-	-	-	-
Capital Lease-Interest	-	-	-	-	-
Refund to Overlying Districts	-	-	-	-	-
Staff Costs	13,132	10,000	10,000	13,000	-
Audit Costs	2,000	2,000	2,000	2,000	-
Other	150	-	150	-	-
Total Outflows:	\$ 2,165,329	\$ 2,093,531	\$ 2,093,681	\$ 2,056,390	\$ -
Annual Net Cash Flow	\$ (468,798)	\$ 285,981	\$ 285,831	\$ 224,579	\$ -
Cash Balance (Deficit), December 31	\$ (5,728,680)	\$ (5,443,693)	\$ (5,442,849)	\$ (5,218,270)	\$ -
Memo: Unrecovered Costs (Fav.)	\$ 15,579,618	\$ 13,456,454	\$ 13,456,246	\$ 11,394,126	\$ -

Includes 2022 amounts as follows:

<u>Streets: Street Tree Replacements</u>	<u>Cash</u>	<u>1,500</u>	<u>-</u>
TOTAL		\$ 1,500	\$ -

Tax Incremental Financing
TID #46 - Research Park
Inception September 2015

	2020 Actual	2021 Budget	2021 Projected	2022 Executive	2022 Adopted
Cash Balance (Deficit), January 1	\$ 1,713,747	\$ 2,633,691	\$ 4,495,923	\$ 9,735,983	\$ -
Project Inflows:					
Incremental Revenues	3,411,572	5,596,200	5,596,200	6,748,909	-
Computer Reimbursement	273,119	266,666	273,119	273,119	-
Personal Property Aid	326,396	615,665	615,665	326,396	-
Payment on Advance	-	-	-	-	-
Interest Income	27,103	45,178	44,959	97,360	-
Proceeds from Borrowing	-	7,000,000	7,000,000	14,000,000	-
Developer Capital Funding	-	-	-	-	-
Application Fees	-	-	-	-	-
Other	-	-	-	-	-
Total Inflows:	\$ 4,038,190	\$ 13,523,709	\$ 13,529,943	\$ 21,445,784	\$ -
Project Outflows:					
Engineering: Ped Bike	-	-	-	-	-
Engineering: Major Streets	-	-	-	-	-
Engineering: Storm Water	-	-	-	-	-
Engineering: Sewer Utility	-	-	-	-	-
Engineering: Other	-	-	-	-	-
Streets	-	-	-	-	-
Parking	-	-	-	-	-
PCED: Payments to Developers	-	7,000,000	7,000,000	4,000,000	-
PCED: Planning Studies	-	-	-	-	-
PCED: Affordable Hsg. Set Aside	-	-	-	-	-
PCED: Other	-	-	-	-	-
Traffic Engineering	-	-	-	-	-
Transit	-	-	-	20,000,000	-
Debt Service-Principal	978,519	978,520	978,520	978,520	-
Debt Service-Interest	259,213	232,365	259,213	204,792	-
Pay Advances-Principal	-	-	-	-	-
Pay Advances-Interest	-	-	-	-	-
Capital Lease-Principal	-	-	-	-	-
Capital Lease-Interest	-	-	-	-	-
Refund to Overlying Districts	-	-	-	-	-
Staff Costs	16,132	50,000	50,000	50,000	-
Audit Costs	2,000	2,000	2,000	2,000	-
Other	150	-	150	-	-
Total Outflows:	\$ 1,256,014	\$ 8,262,885	\$ 8,289,883	\$ 25,235,312	\$ -
Annual Net Cash Flow	\$ 2,782,176	\$ 5,260,824	\$ 5,240,060	\$ (3,789,528)	\$ -
Cash Balance (Deficit), December 31	\$ 4,495,923	\$ 9,778,587	\$ 9,735,983	\$ 5,946,455	\$ -
Memo: Unrecovered Costs (Fav.)	\$ 3,080,687	\$ 3,818,672	\$ 3,862,107	\$ 20,673,115	\$ -

Includes 2022 amounts as follows:

Economic Development: Developer Loans	Borrowing	4,000,000	-
Transit: Bus Rapid Transit	Cash	10,000,000	-
Transit: Bus Rapid Transit	Borrowing	10,000,000	-
TOTAL		\$ 24,000,000	\$ -

Tax Incremental Financing
TID #47 - Silicon Prairie
Inception 2017

	2020 Actual	2021 Budget	2021 Projected	2022 Executive	2022 Adopted
Cash Balance (Deficit), January 1	\$ 21,044	\$ 327,671	\$ 325,859	\$ 664,074	\$ -
Project Inflows:					
Incremental Revenues	376,799	412,024	412,024	422,094	-
Computer Reimbursement	-	-	-	-	-
Personal Property Aid	-	-	-	-	-
Payment on Advance	-	-	-	-	-
Interest Income	1,755	-	3,259	6,641	-
Proceeds from Borrowing	-	-	-	-	-
Developer Capital Funding	-	-	-	-	-
Application Fees	-	-	-	-	-
Other	-	-	-	-	-
Total Inflows:	\$ 378,554	\$ 412,024	\$ 415,282	\$ 428,734	\$ -
Project Outflows:					
Engineering: Ped Bike	-	-	-	-	-
Engineering: Major Streets	-	-	-	-	-
Engineering: Storm Water	-	-	-	-	-
Engineering: Sewer Utility	-	-	-	-	-
Engineering: Other	-	-	-	-	-
Streets	-	-	-	-	-
Parking	-	-	-	-	-
PCED: Payments to Developers	-	-	-	-	-
PCED: Planning Studies	-	-	-	-	-
PCED: Affordable Hsg. Set Aside	-	-	-	-	-
PCED: Other	-	-	-	-	-
Traffic Engineering	-	-	-	-	-
Transit	-	-	-	-	-
Debt Service-Principal	60,066	60,066	60,066	60,066	-
Debt Service-Interest	11,142	9,851	9,851	8,559	-
Pay Advances-Principal	-	-	-	-	-
Pay Advances-Interest	-	-	-	-	-
Capital Lease-Principal	-	-	-	-	-
Capital Lease-Interest	-	-	-	-	-
Refund to Overlying Districts	-	-	-	-	-
Staff Costs	381	5,000	5,000	5,000	-
Audit Costs	2,000	2,000	2,000	2,000	-
Other	150	-	150	-	-
Total Outflows:	\$ 73,739	\$ 76,917	\$ 77,067	\$ 75,625	\$ -
Annual Net Cash Flow	\$ 304,815	\$ 335,107	\$ 338,215	\$ 353,109	\$ -
Cash Balance (Deficit), December 31	\$ 325,859	\$ 662,778	\$ 664,074	\$ 1,017,184	\$ -
Memo: Unrecovered Costs (Fav.)	\$ 94,601	\$ (315,676)	\$ (303,680)	\$ (716,856)	\$ -

Tax Incremental Financing
TID #48 - Regent Street
Inception 2021

	2020 Actual	2021 Budget	2021 Projected	2022 Executive	2022 Adopted
Cash Balance (Deficit), January 1	\$ -	\$ -	\$ -	\$ -	\$ -
Project Inflows:					
Incremental Revenues	-	-	-	-	-
Computer Reimbursement	-	-	-	-	-
Personal Property Aid	-	-	-	-	-
Payment on Advance	-	-	-	-	-
Interest Income	-	-	-	-	-
Proceeds from Borrowing	-	-	-	-	-
Developer Capital Funding	-	-	-	-	-
Application Fees	-	-	-	-	-
Other	-	-	-	-	-
Total Inflows:	\$ -	\$ -	\$ -	\$ -	\$ -
Project Outflows:					
Engineering: Ped Bike	-	-	-	-	-
Engineering: Major Streets	-	-	-	-	-
Engineering: Storm Water	-	-	-	-	-
Engineering: Sewer Utility	-	-	-	-	-
Engineering: Other	-	-	-	-	-
Parks	-	-	-	-	-
Parking	-	-	-	-	-
PCED: Payments to Developers	-	-	-	-	-
PCED: Planning Studies	-	-	-	-	-
PCED: Affordable Hsg. Set Aside	-	-	-	-	-
PCED: Other	-	-	-	-	-
Traffic Engineering	-	-	-	-	-
Transit	-	-	-	-	-
Debt Service-Principal	-	-	-	-	-
Debt Service-Interest	-	-	-	-	-
Pay Advances-Principal	-	-	-	-	-
Pay Advances-Interest	-	-	-	-	-
Capital Lease-Principal	-	-	-	-	-
Capital Lease-Interest	-	-	-	-	-
Refund to Overlying Districts	-	-	-	-	-
Staff Costs	-	-	-	-	-
Audit Costs	-	-	-	-	-
Other	-	-	-	-	-
Total Outflows:	\$ -	\$ -	\$ -	\$ -	\$ -
Annual Net Cash Flow	\$ -	\$ -	\$ -	\$ -	\$ -
Cash Balance (Deficit), December 31	\$ -	\$ -	\$ -	\$ -	\$ -
Memo: Unrecovered Costs (Fav.)	\$ -	\$ -	\$ -	\$ -	\$ -

Tax Incremental Financing
TID #49 - Femrite Drive
Inception 2021

	2020 Actual	2021 Budget	2021 Projected	2022 Executive	2022 Adopted
Cash Balance (Deficit), January 1	\$ -	\$ -	\$ -	\$ -	\$ -
Project Inflows:					
Incremental Revenues	-	-	-	-	-
Computer Reimbursement	-	-	-	-	-
Personal Property Aid	-	-	-	-	-
Payment on Advance	-	-	-	-	-
Interest Income	-	-	-	-	-
Proceeds from Borrowing	-	-	-	2,100,000	-
Developer Capital Funding	-	-	-	-	-
Application Fees	-	-	-	-	-
Other	-	-	-	-	-
Total Inflows:	\$ -	\$ -	\$ -	\$ 2,100,000	\$ -
Project Outflows:					
Engineering: Ped Bike	-	-	-	-	-
Engineering: Major Streets	-	-	-	-	-
Engineering: Storm Water	-	-	-	-	-
Engineering: Sewer Utility	-	-	-	-	-
Engineering: Other	-	-	-	-	-
Parks	-	-	-	-	-
Parking	-	-	-	-	-
PCED: Payments to Developers	-	-	-	2,100,000	-
PCED: Planning Studies	-	-	-	-	-
PCED: Affordable Hsg. Set Aside	-	-	-	-	-
PCED: Other	-	-	-	-	-
Traffic Engineering	-	-	-	-	-
Transit	-	-	-	-	-
Debt Service-Principal	-	-	-	-	-
Debt Service-Interest	-	-	-	-	-
Pay Advances-Principal	-	-	-	-	-
Pay Advances-Interest	-	-	-	-	-
Capital Lease-Principal	-	-	-	-	-
Capital Lease-Interest	-	-	-	-	-
Refund to Overlying Districts	-	-	-	-	-
Staff Costs	-	-	-	-	-
Audit Costs	-	-	-	-	-
Other	-	-	-	-	-
Total Outflows:	\$ -	\$ -	\$ -	\$ 2,100,000	\$ -
Annual Net Cash Flow	\$ -	\$ -	\$ -	\$ -	\$ -
Cash Balance (Deficit), December 31	\$ -	\$ -	\$ -	\$ -	\$ -
Memo: Unrecovered Costs (Fav.)	\$ -	\$ -	\$ -	\$ 2,100,000	\$ -

Includes 2022 amounts as follows:

<u>Economic Development: Developer Loans</u>	<u>Borrowing</u>	<u>2,100,000</u>	<u>-</u>
TOTAL		\$ 2,100,000	\$ -

Tax Incremental Financing
TID #5X - South Madison
Inception 2022

	2020 Actual	2021 Budget	2021 Projected	2022 Executive	2022 Adopted
Cash Balance (Deficit), January 1	\$ -	\$ -	\$ -	\$ -	\$ -
Project Inflows:					
Incremental Revenues	-	-	-	-	-
Computer Reimbursement	-	-	-	-	-
Personal Property Aid	-	-	-	-	-
Payment on Advance	-	-	-	-	-
Interest Income	-	-	-	-	-
Proceeds from Borrowing	-	-	-	75,000	-
Developer Capital Funding	-	-	-	-	-
Application Fees	-	-	-	-	-
Other	-	-	-	-	-
Total Inflows:	\$ -	\$ -	\$ -	\$ 75,000	\$ -
Project Outflows:					
Engineering: Ped Bike	-	-	-	-	-
Engineering: Major Streets	-	-	-	-	-
Engineering: Storm Water	-	-	-	-	-
Engineering: Sewer Utility	-	-	-	-	-
Engineering: Other	-	-	-	-	-
Parks	-	-	-	-	-
Parking	-	-	-	-	-
PCED: Payments to Developers	-	-	-	-	-
PCED: Planning Studies	-	-	-	75,000	-
PCED: Affordable Hsg. Set Aside	-	-	-	-	-
PCED: Other	-	-	-	-	-
Traffic Engineering	-	-	-	-	-
Transit	-	-	-	-	-
Debt Service-Principal	-	-	-	-	-
Debt Service-Interest	-	-	-	-	-
Pay Advances-Principal	-	-	-	-	-
Pay Advances-Interest	-	-	-	-	-
Capital Lease-Principal	-	-	-	-	-
Capital Lease-Interest	-	-	-	-	-
Refund to Overlying Districts	-	-	-	-	-
Staff Costs	-	-	-	-	-
Audit Costs	-	-	-	-	-
Other	-	-	-	-	-
Total Outflows:	\$ -	\$ -	\$ -	\$ 75,000	\$ -
Annual Net Cash Flow	\$ -	\$ -	\$ -	\$ -	\$ -
Cash Balance (Deficit), December 31	\$ -	\$ -	\$ -	\$ -	\$ -
Memo: Unrecovered Costs (Fav.)	\$ -	\$ -	\$ -	\$ 75,000	\$ -

Includes 2022 amounts as follows:

<u>PCED: Blight Study</u>	<u>Borrowing</u>	<u>75,000</u>	<u>-</u>
TOTAL		\$ 75,000	\$ -

Tax Incremental Financing
TID #5X - State Street
Inception 2022

	2020 Actual	2021 Budget	2021 Projected	2022 Executive	2022 Adopted
Cash Balance (Deficit), January 1	\$ -	\$ -	\$ -	\$ -	\$ -
Project Inflows:					
Incremental Revenues	-	-	-	-	-
Computer Reimbursement	-	-	-	-	-
Personal Property Aid	-	-	-	-	-
Payment on Advance	-	-	-	-	-
Interest Income	-	-	-	-	-
Proceeds from Borrowing	-	-	-	600,000	-
Developer Capital Funding	-	-	-	-	-
Application Fees	-	-	-	-	-
Other	-	-	-	-	-
Total Inflows:	\$ -	\$ -	\$ -	\$ 600,000	\$ -
Project Outflows:					
Engineering: Ped Bike	-	-	-	-	-
Engineering: Major Streets	-	-	-	-	-
Engineering: Storm Water	-	-	-	-	-
Engineering: Sewer Utility	-	-	-	-	-
Engineering: Other	-	-	-	-	-
Parks	-	-	-	-	-
Parking	-	-	-	-	-
PCED: Payments to Developers	-	-	-	-	-
PCED: Planning Studies	-	-	-	-	-
PCED: Affordable Hsg. Set Aside	-	-	-	-	-
PCED: Other	-	-	-	600,000	-
Traffic Engineering	-	-	-	-	-
Transit	-	-	-	-	-
Debt Service-Principal	-	-	-	-	-
Debt Service-Interest	-	-	-	-	-
Pay Advances-Principal	-	-	-	-	-
Pay Advances-Interest	-	-	-	-	-
Capital Lease-Principal	-	-	-	-	-
Capital Lease-Interest	-	-	-	-	-
Refund to Overlying Districts	-	-	-	-	-
Staff Costs	-	-	-	-	-
Audit Costs	-	-	-	-	-
Other	-	-	-	-	-
Total Outflows:	\$ -	\$ -	\$ -	\$ 600,000	\$ -
Annual Net Cash Flow	\$ -	\$ -	\$ -	\$ -	\$ -
Cash Balance (Deficit), December 31	\$ -	\$ -	\$ -	\$ -	\$ -
Memo: Unrecovered Costs (Fav.)	\$ -	\$ -	\$ -	\$ 600,000	\$ -

Includes 2022 amounts as follows:

<u>PCED: Improvement grants, marketing, and planning studies</u>	<u>Borrowing</u>	<u>600,000</u>	<u>-</u>
TOTAL		\$ 600,000	\$ -



Glossary

2022 Capital Improvement Plan: Executive Budget

Glossary

AGENCY: A unit of organization within the City. Agencies include departments, divisions, and utilities. Each agency is responsible for submitting to the Finance Director capital and operating budget requests outlining projected costs of operation for the upcoming fiscal year.

AMERICAN RESCUE PLAN ACT (ARPA): The American Rescue Plan Act of 2021 (ARPA) was passed by the U.S. Congress to provide for a strong and equitable recovery from the COVID-19 pandemic. ARPA provides \$350 billion directly to state and local governments, including the City of Madison, to respond to the impacts of the COVID-19 pandemic. Eligible uses for ARPA funds include addressing ongoing public health responses costs, addressing the negative economic impacts of COVID-19, and supporting city operations and government services. ARPA is a funding source for some capital projects in the 2022 CIP.

APPROPRIATION: The legislative authority to spend and obligate a specified amount from a designated fund account for a specific purpose.

BORROWING SCHEDULE: The plan for General Fund and Non-General Fund General Obligation (GO) borrowing during the period of the Capital Improvement Plan (CIP).

CANCELLATION: The removal of budget authority for a project or program. Authority may be cancelled because a project is delayed, the project is not moving forward, implementation is slowed, the project is completed under budget, or there is a change in the scope of the project.

CAPITAL BUDGET: The appropriations for capital projects, which comprise the first year of the Capital Improvement Plan.

CAPITAL IMPROVEMENT PLAN (CIP): The capital projects planned for the next six years in the capital budget. Only the first year of the Capital Improvement Plan is appropriated with the adoption of the capital budget. The remaining five years of budget information are presented as a plan for the future.

CAPITAL PROGRAM: A large scale *continuing* work plan which provides for lasting improvements to the City's infrastructure, assets, and services oftentimes funded by notes, bonds, and other borrowing methods.

CAPITAL PROJECT: A large scale work plan with a *defined start date and end date* which provides for lasting improvements to the City's infrastructure, assets, and services oftentimes funded by notes, bonds, and other borrowing.

CITYWIDE ELEMENT: Major topic areas that influence the quality of life in Madison. The Citywide Elements are:

- Culture and Character
- Economy and Opportunity
- Effective Government
- Green and Resilient
- Land Use and Transportation
- Neighborhoods and Housing

COMPENSATION GROUP: A grouping of job classifications based on shared attributes, professional and supervisory requirements, and work functions that are assigned to established salary ranges in the compensation plan.

DEBT SERVICE: Principal and interest payments on debt incurred by the City.

DEVELOPMENT IMPACT FEE ZONE: Geographically defined areas of the City that have been designated by the Common Council as areas in which development has created or may create the need for capital improvements to be

funded in whole or in part by impact fees. The areas may be referenced in the Comprehensive Plan or Master Plan, and are shown on a Development Impact Fee Zones Map.

DIRECT APPROPRIATION: Budget appropriations made for a specific activity or initiative but not housed within a specific agency. These appropriations fall under the purview of the Mayor.

EQUALIZED VALUE: The estimated value of all taxable real and personal property in each taxation district, by class of property, as of January 1, and certified by the State of Wisconsin Department of Revenue on August 15 of each year.

EXECUTIVE BUDGET: The Mayor's plan for expenditures and funding sources during the fiscal year. The plan reflects potential appropriations and is presented to the Common Council for their amendments and adoption at which time the funds are legally appropriated.

EXPENDITURE RESTRAINT PROGRAM: A state aid program that provides funding to municipalities that keep the growth in property tax supported spending to a calculated limit based on mills, the consumer price index, and net new construction.

EXPENDITURE TYPE: The category that describes the type of expenditure being made, for example, Building, Machinery and Equipment, Fiber Network.

FULL TIME EQUIVALENT POSITION (FTE): A term used to express the position count. A person working in a half-time position is considered to be working at 0.5 FTE.

FUNCTION: A grouping of agencies that provide like services. The functions identified within Madison's operating budget include: Administration, General Government, Library, Planning and Development, Public Safety and Health, and Public Works and Transportation.

FUND: A sum of money segregated for specific activities. Use of this money requires adherence to special regulations established for each fund. The funds identified within the City of Madison's Adopted Budget include: Capital Projects Fund, General Fund, Community Development Grants, Convention Center, Debt Service, Fleet Services, Golf Courses, Impact Fees, Insurance, Library, Loans, Metro Transit, Other Grants, Other Restricted, Parking Utility, Public Health Madison & Dane County, Sewer Utility, Stormwater Utility, Water Utility, Worker's Compensation, and Community Development Authority.

FUNDING SOURCE: Income received which supports an appropriation. Funding sources include General Obligation borrowing, federal and state grants, special assessments, etc.

GENERAL FUND: A central fund into which most of the City's tax and unrestricted revenues are budgeted to support basic City operations.

GENERAL OBLIGATION (GO) BORROWING: A type of municipal borrowing that is secured by the City's available resources, including tax revenues, to repay the debt.

General Fund GO Borrowing: General Obligation Borrowing that is funded by the City's General Fund which comprises most of the City's tax revenues and unrestricted revenues.

Non-General Fund GO Borrowing: General Obligation Borrowing that is funded by sources other than the General Fund. These include enterprise funds such as Stormwater and Metro.

HOLDING COSTS: Expenses for upkeep and maintenance of the unoccupied areas of the Tax Increment Financing (TIF) district properties throughout Madison.

HORIZON LIST: A list of projects not included in the Capital Improvement Plan but that will continue to be studied and analyzed for inclusion in a future CIP. Projects on this list have specific outstanding items that must be addressed prior to inclusion in a future CIP.

IMAGINE MADISON: Madison's Comprehensive Plan (most recently updated in 2018), outlining policies and actions impacting City budgets, ordinances, and growth. The plan update, which was guided by community input, looks 20 years into the future and seeks opportunities to address long term issues, but focuses on action steps to guide the City's near term efforts.

IMPACT FEE: A fee imposed on developers in order to pay the capital costs to construct, expand or improve public facilities which are necessary to accommodate new development or any improvements made to existing development in the City as a whole or in designated development impact fee zones. The City currently receives fees from 16 zones that pay for park infrastructure, parkland acquisitions, transportation improvements, Stormwater facilities and sanitary sewer improvements.

LEVY (PROPERTY TAX): Taxes levied on all taxable property within the City of Madison. The annual levy is determined by the amount of funding needed to support ongoing operating functions of the City. The property tax represents 73% of Madison's total General Fund budget.

LEVY LIMIT: A state law providing the maximum amount a municipality may implement as property tax calculated as the prior year levy plus the percentage increase in equalized value from net new construction, with certain exceptions such as general obligation debt service.

MAJOR: A set of like accounts defining the nature of expenditures. Major objects within the City of Madison's chart of accounts include:

- Revenue
- Salaries
- Fringe Benefits
- Supplies
- Purchased Services
- Debt & Other Financing
- Inter-Departmental Billings
- Inter-Departmental Charges
- Transfer Out

MILL RATE: A figure used to represent the amount per \$1,000 of the assessed value of property which then is used to determine the amount of property tax.

NEIGHBORHOOD RESOURCE TEAM (NRT): Staff teams that work together to focus on priorities identified by a specific neighborhood. The mission of Neighborhood Resource Teams is to encourage and enhance communication, coordination, and relationship building among City staff, residents, and other stakeholders to promote equity and improve the quality of life for Madison residents.

NET NEW CONSTRUCTION: The percentage calculated from the ratio of new construction value to the total equalized property value in the City, used in calculating state levy limits and expenditure restraint program limits.

OPERATING BUDGET: A plan, approved by the Mayor and Common Council, appropriating funds to agencies for operating costs during the upcoming year. This plan establishes legal expenditure authority for agencies to carry out business as authorized in the adopted budget. Amendments to the operating budget that exceed \$5,000 are subject to super majority approval by the Common Council.

PAVEMENT RATING: A scale for measuring roadway quality ranging from 0-10, used to document the roadway condition throughout the City of Madison. Pavement ratings are updated biennially.

1	2	3	4	5	6	7	8	9	10
Poor	Deficient				Adequate				New

PAYMENT IN LIEU OF TAX: A payment made by entities exempt from the property tax to reflect services received from the City.

RACIAL EQUITY AND SOCIAL JUSTICE INITIATIVE (RESJI): An initiative within the City of Madison focused on establishing racial equity and social justice as core principles in all decisions, policies and functions of the City of Madison.

REAUTHORIZATION: Funding appropriated in one year that will not be received in that year and is appropriated by the Common Council in the following year's budget for the same purpose.

REVENUE BONDS: Debt funding for capital projects and programs that is secured by a specified revenue source, for example, payments made by rate payers for water or sewer services.

SERVICE: An activity or set of activities performed by an agency that has identifiable costs for budgetary purposes and a clear purpose with measurable objectives.

SPECIAL ASSESSMENTS: Charges designated for improvements and services provided to real property within the City and charged to the property owners. Examples of improvements funded by special assessments include sewer repair and sidewalk replacement.

TAX INCREMENT: The amount obtained by multiplying the total county, city, school and other local general property taxes levied on all taxable property within a tax incremental district in a year by a fraction having as a numerator the value increment for that year in the TID and as a denominator that year's equalized value of all taxable property in the TID. In any year, a tax increment is "positive" if the value increment is positive.

TAX INCREMENTAL BASE (BASE VALUE): The aggregate value, as equalized by the Wisconsin Department of Revenue, of all taxable property located within a Tax Increment District (TID) on the date as of which the TID is created.

TAX INCREMENT DISTRICT (TID): A geographical area, made up of contiguous whole units of property. A TID does not include any area identified as a wetland, as defined in State Statute.

TAX INCREMENT FINANCING (TIF): TIF is a public financing method that serves two primary functions. The first function is to fund certain capital improvements. The second function is, when a private project has demonstrated financial need and met the "but for" test as proscribed in State Statute, to provide public financial assistance to private developments in a tax increment district. (For a full list of eligible project costs, consult State Statute 66.1105.)

TAXES ON AVERAGE VALUE HOME (TOAH): A calculation used to reflect the impact of budgetary decisions on the property tax levy by calculating the impact on the average assessed property value of a single family home.

VALUE INCREMENT: The equalized value of all taxable property in a TID in any year minus the tax incremental base. In any year "value increment" is positive if the tax incremental base is less than the aggregate value of taxable property as equalized by the Wisconsin Department of Revenue; it is negative if that base exceeds the aggregate value.

FINANCE DEPARTMENT

OFFICE OF BUDGET & PROGRAM EVALUATION

FINANCE DIRECTOR
David Schmiedicke

BUDGET & PROGRAM EVALUATION MANAGER
Christine Koh

BUDGET POLICY ANALYST
Stephanie Mabrey
Ryan Pennington
Brent Sloat
Elizabeth York

DATA & INNOVATION MANAGER
Eleanor Anderson

DATA ANALYST
Jessica Jones
Nathan Shipley





City of Madison
Finance Department
210 Martin Luther King Jr Blvd
Madison, WI 53703