Work Copy

NINETY-SEVENTH ANNUAL REPORT

DIVISION OF FIRE

DEPARTMENT OF PUBLIC SAFETY

CITY OF
MADISON, WISCONSIN

CHIEF EDWARD JOSEPH PAGE

1953

ANNUAL REPORT
DIVISION OF FIRE

DEPAPARTMENT OF PUBLIC SAFETY
CITY OF MADISON, WISCONSIN

Letter of Transmittal

Section I — Alarm and Fire Frequency

Section II — Loss of Life and Property

Section III — Apparatus and Equipment Used

Section IV — Personnel

Fire Prevention

Training and Instruction

Maintenance

Fire Alarm Telegraph

YEAR ENDING DECEMBER 31, 1953

Mayor George Forster,
Members of the Common Council,
Honorable Board of Police and Fire Commissioners

Madam and Gentlemen:

The Ninety-Seventh Annual Report of the Division of Fire is presented for the year ending December 31, 1953.

Our per capita fire loss of $1.47 continues to remain one of the lowest in the United States for a city of this size. It is apparent from this figure that our long range preventive plans and fire prevention programs are showing definite results.

During the past year a long-range program for the rebuilding and relocating of fire stations in the City of Madison has been developed with the cooperation of the City Plan Commission. Our budget for 1954 which has just been recently approved by the Council provides funds for the rebuilding of Station No. 3 on Williamson Street and also architectual fees for Station No. 9. The completion of these projects should alleviate some of our fire alarm response problems.

Annexations to the City continue to place additional burdens on the Department and it is clearly evident that additional personnel must be provided to take care of this additional responsibility as well as increased vacation benefits. Such requests will be made in our budget items for 1955.

My request for alarm dispatchers in the 1954 budget has again been disapproved. This presents a situation that my assistants and I feel is the one major problem that should be corrected. It is the most vital link between the citizens of Madison and their fire service. It is the "nerve center" of every Fire Department.

I want to publicly commend our officers and men for the excellent work they have done during the past year. Our low fire loss most certainly must be attributed in some part to their efficiency and devotion to duty.

I also want to extend my thanks and appreciation to Mayor Forster, Members of the Council and the Board of Police and Fire Commissioners for their cooperation and advice.

Our fire statistics and the activities of our various Bureaus are given on the following pages.

Respectfully submitted,

Chief Edward Joseph Page
Division of Fire

ALARM & FIRE FREQUENCY

ALARM CLASSIFICATION

MONTHS	ALARMS INVOLVING FIRE							ALARMS NOT INVOLVING FIRE			
	In Buildings										
	Dwelling Occup.	Public Bldgs	Mercan-tile	Mfg.	Misc.	Grass Brush Dumps	All Other Fires	False Alarms	Mistaken Alarms	Specials and Inves.	Total Number Alarms
January	~~27~~ 35	~~1~~	~~2~~ 3	~~2~~ 1	~~2~~ 4	~~1~~ 11	~~8~~ 11	~~4~~ 2	~~1~~ 4	~~23~~ 22	~~71~~ 93
February	~~30~~ 19	~~3~~ 1	~~5~~ 1	~~-~~	~~-~~ 1	~~8~~ 10	~~5~~ 12	~~3~~ 1	~~-~~ 3	~~21~~ 16	~~75~~ 64
March	~~17~~ 17	~~2~~	~~3~~ 4	~~1~~ 2	~~1~~ 2	~~35~~ 63	~~12~~ 5	~~3~~ 1	~~1~~ 2	~~31~~ 20	~~106~~ 116
April	~~26~~ 18	~~2~~	~~6~~ 3	~~1~~	~~-~~ 5	~~45~~ 25	~~12~~ 4	~~1~~ 2	~~1~~ 2	~~14~~ 15	~~108~~ 74
May	~~20~~ 15	~~-~~	~~6~~ 1	~~3~~ 4	~~3~~ 2	~~9~~ 4	~~13~~ 12	~~-~~ 2	~~1~~ 2	~~15~~ 18	~~70~~ 60
June	~~15~~ 11	~~1~~ 1	~~3~~	~~2~~	~~3~~ 2	~~5~~ 1	~~19~~ 9	~~1~~ 6	~~1~~ 3	~~17~~ 35	~~67~~ 68
July	~~14~~ 12	~~1~~	~~4~~ 4	~~-~~	~~1~~ 4	~~9~~ 1	~~8~~ 4	~~2~~ 3	~~-~~ 1	~~18~~ 27	~~53~~ 56
August	~~7~~ 4	~~1~~	~~7~~ 2	~~1~~	~~3~~ 2	~~3~~ 4	~~17~~ 6	~~7~~ 7	~~1~~ 2	~~17~~ 11	~~64~~ 38
September	~~20~~ 13	~~-~~ 1	~~5~~ 4	~~1~~ 1	~~3~~ 1	~~10~~ 4	~~5~~ 6	~~2~~ 5	~~4~~ 2	~~22~~ 22	~~72~~ 59
October	~~14~~ 10	~~1~~ 1	~~9~~ 1	~~1~~	~~6~~ 1	~~12~~ 3	~~17~~ 13	~~5~~ 3	~~2~~ 1	~~9~~ 14	~~76~~ 52
November	~~16~~ 16	~~1~~ 1	~~2~~ 2	~~1~~	~~4~~ 3	~~25~~ 23	~~11~~ 16	~~4~~ 3	~~-~~	~~14~~ 17	~~76~~ 96
December	~~19~~ 26	~~1~~ 1	~~3~~ 2	~~1~~	~~2~~ 3	~~4~~ –	~~7~~ 9	~~1~~ 2	~~1~~ 2	~~27~~ 21	~~65~~ 66
TOTAL	~~225~~ 211	~~12~~ 6	~~51~~ 27	13 8	~~28~~ 30	~~166~~ 149	~~134~~ 107	~~33~~ 37	~~13~~ 24	~~228~~ 243	~~903~~ 842

24
213
9
222

ALARM CLASSIFICATION

MONTHS	ALARMS INVOLVING FIRE							ALARMS NOT INVOLVING FIRE			
	In Buildings										
	Dwelling Occup.	Public Bldgs	Mercan-tile	Mfg.	Misc.	Grass Brush Dumps	All Other Fires	False Alarms	Mistaken Alarms	Specials and Inves.	Total Number Alarms
January	~~27~~ 35	~~1~~	~~2~~ 3	~~2~~ 1	~~2~~ 4	~~1~~ 11	~~8~~ 11	~~4~~ 2	~~1~~ 4	~~23~~ 22	~~71~~ 93
February	~~30~~ 19	~~3~~ 1	~~5~~ 1	~~-~~	~~-~~ 1	~~8~~ 10	~~5~~ 12	~~3~~ 1	~~-~~ 3	~~21~~ 16	~~75~~ 64
March	~~17~~ 17	~~2~~	~~3~~ 4	~~1~~ 2	~~1~~ 2	~~35~~ 63	~~12~~ 5	~~3~~ 1	~~1~~ 2	~~31~~ 20	~~106~~ 116
April	~~26~~ 18	~~2~~	~~6~~ 3	~~1~~	~~-~~ 5	~~45~~ 25	~~12~~ 4	~~1~~ 2	~~1~~ 2	~~14~~ 15	~~108~~ 74
May	~~20~~ 15	~~-~~	~~6~~ 1	~~3~~ 4	~~3~~ 2	~~9~~ 4	~~13~~ 12	~~-~~ 2	~~1~~ 2	~~15~~ 18	~~70~~ 60
June	~~15~~ 11	~~1~~ 1	~~3~~	~~2~~	~~3~~ 2	~~5~~ 1	~~19~~ 9	~~1~~ 6	~~1~~ 3	~~17~~ 35	~~67~~ 68
July	~~14~~ 12	~~1~~	~~4~~ 4	~~-~~	~~1~~ 4	~~9~~ 1	~~8~~ 4	~~2~~ 3	~~-~~ 1	~~18~~ 27	~~53~~ 56
August	~~7~~ 4	~~1~~	~~7~~ 2	~~1~~	~~3~~ 2	~~3~~ 4	~~17~~ 6	~~7~~ 7	~~1~~ 2	~~17~~ 11	~~64~~ 38
September	~~20~~ 13	~~-~~ 1	~~5~~ 4	~~1~~ 1	~~3~~ 1	~~10~~ 4	~~5~~ 6	~~2~~ 5	~~4~~ 2	~~22~~ 22	~~72~~ 59
October	~~14~~ 10	~~1~~ 1	~~9~~ 1	~~1~~	~~6~~ 1	~~12~~ 3	~~17~~ 13	~~5~~ 3	~~2~~ 1	~~9~~ 14	~~76~~ 52
November	~~16~~ 16	~~1~~ 1	~~2~~ 2	~~-~~	~~4~~ 3	~~25~~ 23	~~11~~ 16	~~4~~ 3	~~-~~	~~14~~ 17	~~76~~ 96
December	~~19~~ 26	~~1~~ 1	~~3~~ 2	~~1~~	~~2~~ 3	~~4~~ –	~~7~~ 9	~~1~~ 2	~~1~~ 2	~~27~~ 21	~~65~~ 64
TOTAL	~~225~~ 211	~~12~~ 6	~~51~~ 27	13 8	~~28~~ 30	~~166~~ 149	~~134~~ 107	~~33~~ 37	~~13~~ 24	~~228~~ 243	~~903~~ 842

24
213
9
26

FIRE and ALARM FREQUENCY

10-year experience

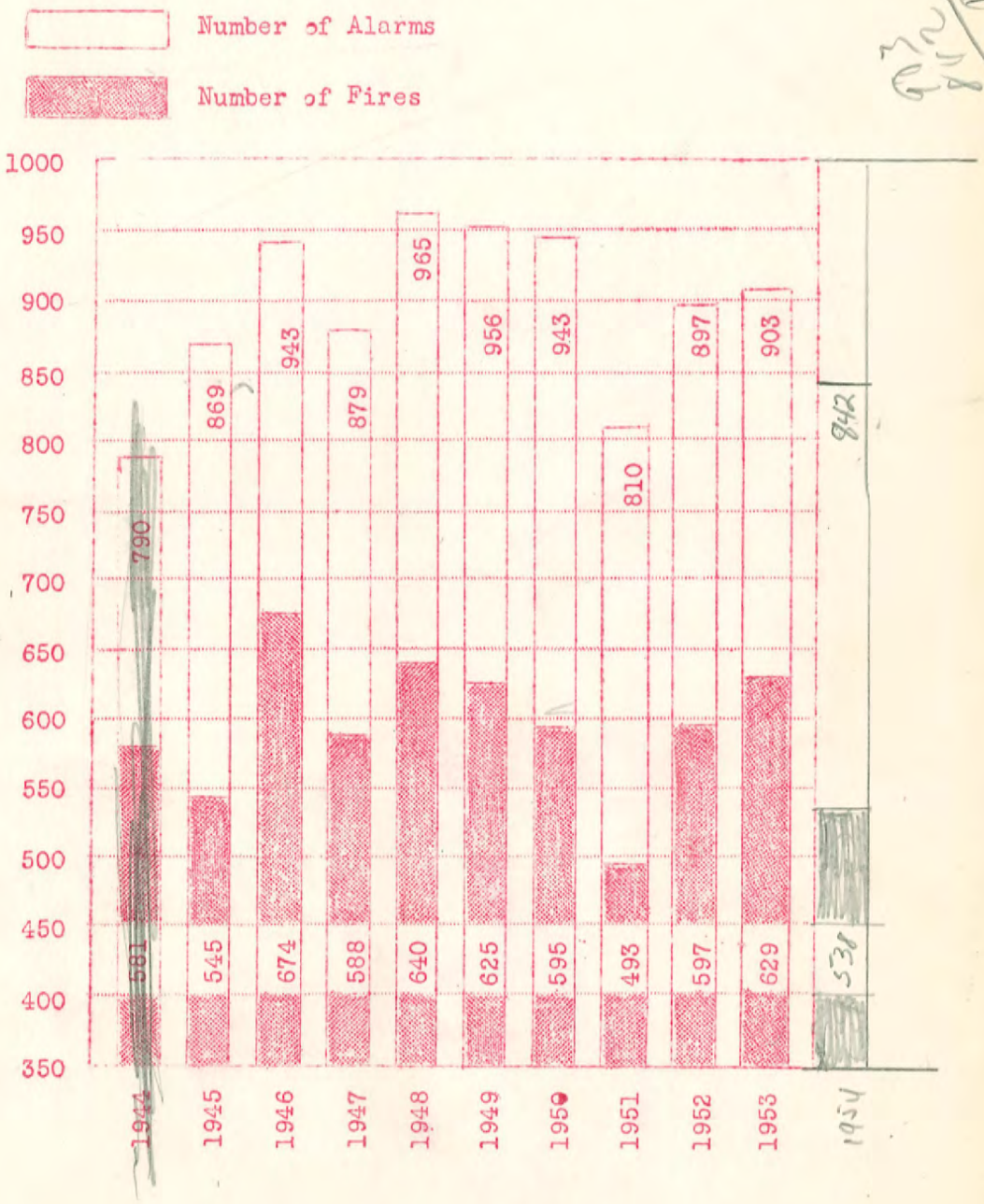

BUILDING FIRES — OCCUPANCY AND CAUSE

CAUSES (Number of Fires Due to Each Cause)

OCCUPANCIES OF BUILDINGS	1. Chimney, Soot Burning	2. Defective or Overheated Chimney	3. Sparks on Wooden Shingle Roofs	4. Sparks on Other Roofing	5. Defective Heaters	6. Rubbish Near Heaters	7. Combustibles Near Heaters	8. Open Lights, Flames	9. Hot Ashes	10. Oil Burners	11. Starting Fires, Volatile Liquids	12. Careless Smoking	13. Children with Matches	14. Other Careless Use of Matches	15. Defective Electric Wiring	16. Electric Appliances and Motors	17. Home Dry Cleaning	18. Other Use of Flammable Liquids	19. Lamps and Stoves	20. Gas and Appliances	21. Grease on Stoves	22. Spontaneous Ignition	23. Fireworks	24. Lightning	25. Thawing Pipes	26. Sparks from Machinery	27. Incendiary	28. Misc. Known Causes	29. Suspicious	30. Undetermined	31. Unknown	TOTAL BUILDING FIRES
I. PUBLIC BUILDINGS																																
Government Buildings																																
Hospitals and Institutions												1																		2		2
Schools									1			1				2						2						1		1	1	4 3
Churches																					2										1	2
Amusement Buildings	1											1			1						1									1	1	5 12
II. DWELLING OCCUPANCIES																																
Hotels												4				1															1	4 9
Lodging Houses	2	1			1 7	2 1			1			2 1			1	1			1	1	2							3	1			11 13
Apartments	11 9	4	1		8	1	1			5 2		4 9	2 2		3 3	7 7				8	7 6	1						6 4	3		2	50 47
Dwellings	1 27	5 4	1	3	17 4	3	2		4 6	13 4	1	17	6 4		4 6	19 2	1		2	2 6	11 2			1 5				20 9	6 6		1	137 118
Stores and Dwellings							1									2		1														4 1
Flats	1 1				2		1		1			1 2	1		2	2		1		1	1							1				18 6 13
Trailers										2																					1	3 225
III. MERCANTILES																																
Office Buildings									1			1																1				1 2
Small Retail Stores		1			1			1				2 2	1		3 4	2 6												1 2	1 3		1	18 15
Restaurants		1				1						3			1 2	3					5 6							1	2			17 7
Large Single Occup.		1 2				1						2			1	1		2				2						1			1	11 8
Multiple Occup. Mercantile					1											1																2
Wholesale Houses																												1				1 2
Storage Warehouse					2																							1				1 51
IV. MANUFACTURING																																
Textile, Fabric Workers																																
Metal Workers																												1				1
Wood Workers																																
Food Products					1							1			1				1			1						1				4 2
Chemical Works																																
Flammable Liquid & Gases																																
Multiple Occup. Mfg.																																
Misc. Manufacturing		1 2								1		1			1	2		1				2						2 1			1	8 6 13
V. MISC. BUILDINGS																																
Lumber Yards													1			1																2
Railroad Property												1																				1
Bulk Oil Storage																																
Public Garages & Stations												1			2	1		1														3 4
Private Garages				1	1	1			1				3	3	2	1		1				2						2	4 3			11 4
Misc. Structures		1		2								1 2	4	6	1													1	3		3	11 12 28
TOTAL BUILDING FIRES	43	9	1	3	9	7	2		5	21	1	35	18		21	45	-	6	3	8	33	3	-	5	-	-	-	21	-	16	14	329
	32	13	1	3	29	3	3	1	9	6	-	28	15	1	13	22	1	1	1	10	25	5		1				40		19		2

LOSS OF LIFE & PROPERTY



FIRE LOSS

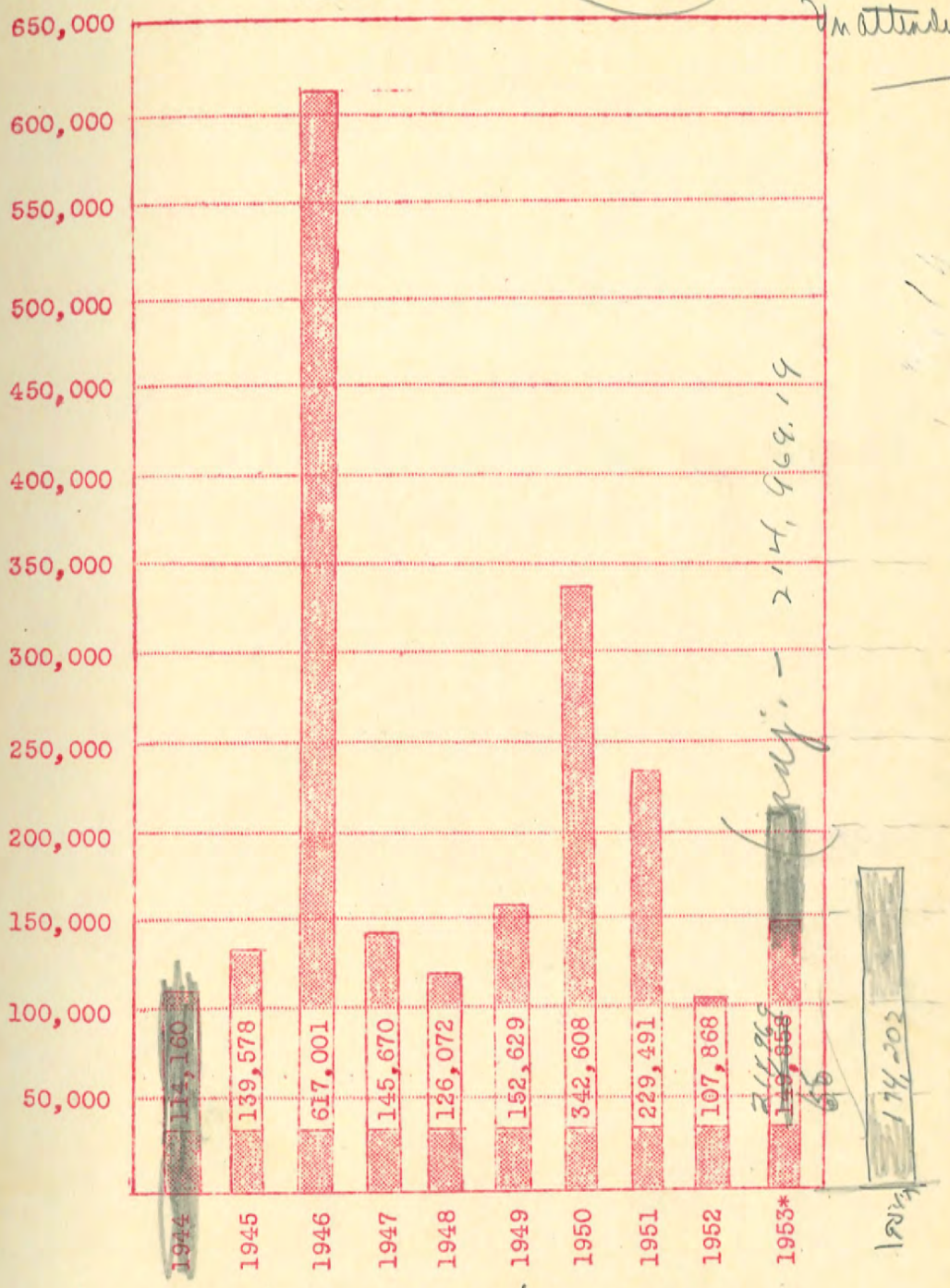

* Total insured loss for year 1954 is incomplete.

AVERAGE FIRE LOSS, Insured: 10 year experience.... ~~$212,493~~ $225,008

PER CAPITA FIRE LOSS: 10 year experience

done done

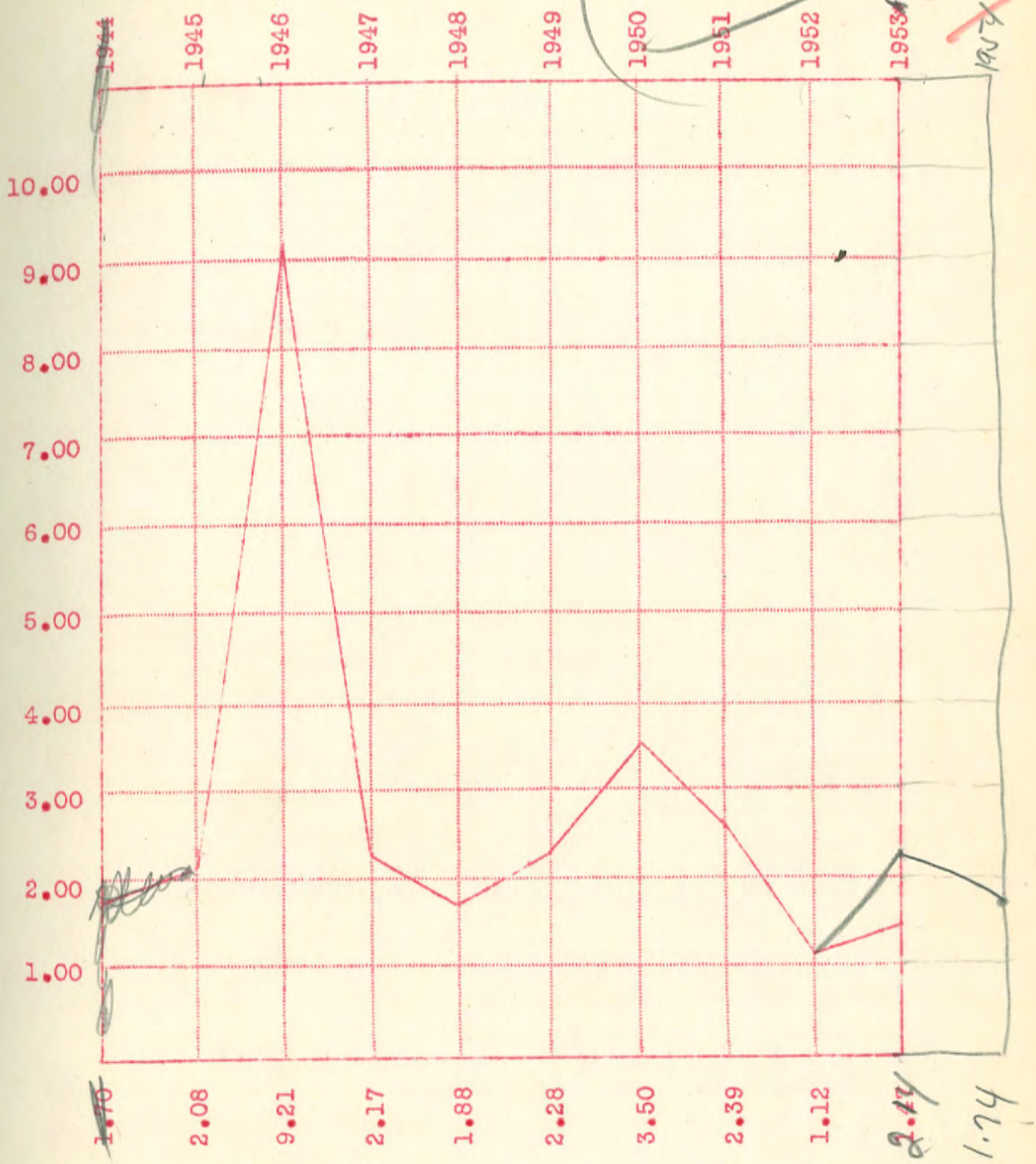

* Total insured loss for year 1953 is incomplete.

AVERAGE PER CAPITA FIRE LOSS.....~~$2.78~~ $2.85

APPARATUS & EQUIPMENT



APPARATUS AND EQUIPMENT USED -- 5 Year Experience

Apparatus & Equipment	~~1949~~	1950	1951	1952	1953	1954
$2\frac{1}{2}$" Hose Laid	91,600	98,100	101,200	96,866	85,461	91,000
$1\frac{1}{2}$" Hose Laid	6,780	7,650	6,350	11,250	15,450	9,550
Booster Hose - Feet	82,000	91,450	79,600	100,780	87,700	88,300
Booster Gallons	17,065	18,778	13,100	20,694	19,848	16,598
Ladders Raised - Feet	2,574	4,686	3,633	2,910	3,009	3,085
Total Company Runs	1,392	1,443	1,249	1,286	1,349	1,215

DEPRECIATION RECORD

Our maintenance experience has taught us to establish the life expectancy for our heavy duty fire apparatus at 15 years. A 6 per cent depreciation write-off with a remaining value of 10 per cent has been established as a fair method of arriving at a true financial value. This method also provides an estimate of fire service value for apparatus retained in service beyond its life expectancy.

Upon expiration of maximum life years the 10 per cent remaining value is carried for salvage recovery, plus the value of fire protective services rendered beyond maximum life years by antiquated fire apparatus which cannot be ignored. Therefore, apparatus retained between 15 and 25 years is further depreciated 50 per cent of this remaining value or .5 per cent of the original cost price each year. At the end of 25 years, 5 per cent of the original cost remains on our depreciation record. This remaining value is depreciated at the rate of 1 per cent per year for the next five years, so that at the end of 30 years the apparatus has been depreciated 100 per cent.

Officer cars are required to perform at peak efficiency under the most strenuous use. A five year life expectancy is lenient and within safety limits. The life expectancy of our service panel trucks and pick-up trucks has been established at eight years. Actual usage indicates that this estimate is low; a five year expectancy would be more realistic.

Our apparatus depreciation schedule is charted on the following page. This shows the date of purchase, the original cost price, and the remaining value as of December 31, 1953.

APPARATUS DEPRECIATION

Sta. No	Description	Make	Date Purch.	Orig. Cost	Life Yrs	Perc. Depr.	Amt. Depr	Value 12/31/53	Date to Retire	Act. Yrs. Service
1	Sedan	Buick	2/1/51	2,000	5	20	~~1,200~~	~~800~~	2/1/56	~~3~~ 4
1	Sedan	Nash	10/29/47	1,645	5	20	1,645	-	10/29/52	~~6~~ 7
1	Panel Truck - Maint.	Chevrolet	6/24/48	1,402	8	12½	1,051	351	6/24/56	~~6~~ 6
1	1250-Gal. Pumper	Am LaFrance	9/15/48	19,756	15	6	7,112	~~12,644~~	9/15/63	~~6~~ 6
1	100 Ft. Aerial	Pirsch	11/12/49	35,862	15	6	8,607	~~27,255~~	11/2/64	~~4~~ 5
1	Rescue Squad	Chevrolet	11/11/49	3,500	8	12½	~~1,750~~	~~1,750~~	1/1/57	~~4~~ 5
1	750-Gal Pumper-Vol. Liq.	Seagrave	8/3/25	12,500	15	6	~~12,250~~	~~250~~	8/3/40	~~28~~ 29
2	1000-Gal. Pumper	Seagrave	12/26/29	15,500	15	6	~~14,648~~	~~852~~	12/26/44	~~24~~ 25
2	High Pressure - 3" Lines	Ford	9/15/48	2,500	8	12½	~~1,563~~	~~937~~	9/15/56	~~5~~ 6
3	1250-Gal. Pumper	Am LaFrance	9/15/48	19,756	15	6	5,927	~~13,829~~	9/15/63	~~5~~ 6
3	85-Ft. Aerial	Pirsch	2/20/50	30,862	15	6	7,407	~~23,455~~	2/20/65	~~4~~ 5
4	1250-Gal. Pumper	Am LaFrance	9/15/48	19,756	15	6	~~5,927~~	~~13,829~~	9/15/63	~~5~~ 6
4	85-Ft. Aerial	Pirsch	2/9/50	30,862	15	6	7,407	~~23,455~~	2/9/65	~~4~~ 5
5	600-Gal. Pumper	Seagrave	2/2/34	6,200	15	6	5,735	~~465~~	2/9/49	~~20~~ 21
6	750-Gal. Pumper	General	9/1/39	9,183	15	6	~~7,614~~	~~1,569~~	9/1/54	~~14~~ 15
6	Ladder Service Truck	Seagrave	11/25/29	9,000	15	6	~~8,505~~	~~495~~	11/25/44	~~24~~ 25
7	600-Gal. Pumper	Seagrave	4/20/35	6,623	15	6	6,093	~~530~~	4/20/50	~~19~~ 20
7	Ladder Service Truck	Seagrave	11/20/24	9,500	15	6	~~9,405~~	~~95~~	11/20/39	~~29~~ 30
8	750-Gal. Quad	Pirsch	6/24/41	12,065	15	6	~~9,411~~	~~2,654~~	6/24/56	~~13~~ 14
8	750-Gal. Pumper - Aux	Seagrave	1923	12,500	15	6	12,500	-	1938	~~30~~ 31
FPB	Sedan	~~*Chevrolet~~ Plymouth		~~500~~ 675			~~500~~ 675	-		
T&I	Sedan	~~*Chevrolet~~ Plymouth		~~500~~ 675			500 675	-		
FPB	Sedan	Plymouth		550			550	-		
	Totals			~~261,972~~ 262,872			~~136,757~~ 148,811	~~125,215~~ 114,061		

* Transfers from Police Division approximately every two years - budget appropriation.

PERSONNEL

Done

PERSONNEL DISTRIBUTION

Authorized Personnel for Year 195~~6~~7

Chief			1
Assistant Chiefs			2
Captains:			
Line Officers:			
Station	9		
Relief	3	12	
Fire Prevention Bureau	1		
Training & Instruction	1		
Maintenance	1	3	15
Lieutenants:			
Line Officers:			
Station	9		
Relief	3		12
Fire Prevention Inspectors			7
Assistant Mechanic			1
Privates:			
Drivers		24	134
Privates		110 ~~108~~	~~132~~
TOTAL PERSONNEL - Fire Division			~~170~~ 172
~~Signal Alarm Electricians~~		~~3~~	
Office Employees		~~3~~	3
~~Total Civilian Staff~~			~~6~~
TOTAL PERSONNEL: Authorized Strength			~~176~~ 175

PERSONNEL -- 5 Year Experience

		1949	1950 App.	1950 Adj.	1951	1952	1953	1954
uthorized	Police & Fire Comm.	155	159	158	170	170	170	172
embership	Bd. of Personnel	4	4	5	5	5	6	3
f Depart.	TOTAL	159	163	163	175	175	176	175
ew Members Appointed		21	10		25	2	0	3
eappointments:	Temp. Elig. List	0	0		0	3	3	0
	Military	0	0		0	4	3	0
OTAL APPOINTMENTS		21	10		25	9	6	3
	Retirements	12	5		0	2	1	0
	Resignations	0	0		2	3	0	0
	Leave of Absence	0	0		0	0	1	0
	Dismissals	0	1		0	0	0	0
	Disability Retirement	0	0		0	0	1	0
	Deaths	0	0		0	0	1	2
	Military Leave	0	1		8	1	0	0
	Temp. Elig. List	0	0		2	3	2	1
mplement Beginning of Year		150	159		175	175	176	175
mplement End of Year		159	162		175	175	176	175

PERSONNEL ROSTER

December 31, 1953

Station No. 1

NAME	APPOINTMENT DATE
Chief Edward Joseph Page	February 16, 1930
Assistant Chief Edward P. Durkin	February 1, 1923
Assistant Chief William F. Lynaugh	February 16, 1930
Captain Erwin G. Beale	October 1, 1936
Captain Albert Rogg	April 21, 1919
Captain Jack A. Boyle	July 1, 1930
Captain Arne W. Lerwick	July 1, 1924
Captain George L. Stanek	June 27,1939
Lieutenant Henry W. Anderson	May 29, 1941
Lieutenant Maurice T. Nason	November 9, 1940
Inspector Charles H. Gilbert	March 6, 1945
Inspector Harrison R. Langley	June 27, 1939
Inspector Harry A. Page	January 22, 1928
Inspector Carroll J. Paltz	April 16, 1940
Inspector Joseph Tisserand	July 7, 1943
Inspector Kenneth O. Vodak	June 16, 1945
Inspector Vincent W. Wonn	April 1, 1942
Asst. Mechanic James C. Olson	February 1, 1947
Private Christian P. Andersen	June 16, 1944
Private LeRoy V. Anderson	January 15, 1949
Private Phillip J. Behrend	January 15, 1940
Private Donald C. Berray	January 1, 1951
Private Joseph F. Buechner	February 19, 1943
Private Rexford W. Colvin	December 5, 1946
Private Harold N. Hansen	February 1, 1947
Private Charles R. Healy	April 16, 1949
Private Louis F. Hoffman	February 1, 1947
Private Arnold H. Horstmeyer	December 5, 1944
Private Arthur Kaltenberg	January 1, 1951
Private Marvin J. Kammer	April 16, 1940
Private Edsel F. Kingsley	January 16, 1946
Private Edwin L. Kjin	February 1, 1950
Private Harold P. Klein	February 1, 1947
Private Eugene G. Knudtson	February 1, 1950
Private Frank R. Leverentz	March 1, 1947
Private Russell A. Mani	October 1, 1943
Private Fred W. Manthe	January 16, 1941
Private Raymond A. Martinson	February 1, 1947
Private Marvin Matranga	February 16, 1949
Private James V. McAusland	June 1, 1948
Private Paul G. McCallum	December 1, 1947
Private Frank N. McMahon	March 27, 1941
Private Lyle D. Mepham	October 16, 1947
Private Charles R. Merkle	February 1, 1950
Private Arnold C. Moen	April 1, 1948

Private Kendall E. Niebuhr	February 1, 1947
Private Donald A. Simon	February 16, 1949
Private Philip J. Statz	February 1, 1947
Private Gilman S. Stone	June 5, 1944
Private Michel P. Sullivan	February 16, 1949
Private Orville E. Vallem	July 16, 1943
Private James L. White	May 1, 1952
Private Edward B. Willauer	May 1, 1951
Private Wilbur C. Wright	January 1, 1951

Station No. 2

Captain Harold Starkweather	February 16, 1930
Lieutenant Fred A. Rice	January 15, 1940
Private Walter Ayers	January 15, 1940
Private Edward D. Durkin	January 1, 1951
Private William T. Ferger	January 15, 1949
Private Clair R. Flint	March 17, 1945
Private Joseph E. Martinelli	April 17, 1943
Private W. Carson Mettel	January 1, 1951
Private Harold T. Paltz	February 1, 1947
Private George W. Piernot	January 15, 1949
Private James D. Schumacher	February 1, 1951
Private James F. Shipley	June 5, 1944
Private James E. Spangler	January 16, 1946
Private William J. Sullivan	May 1, 1939

Station No. 3

Captain Harold O. Muenkel	June 16, 1940
Lieutenant Martin L. Gersbach	November 1, 1936
Private Carl E. Austin	July 23, 1945
Private Dean R. Beyler	March 1, 1951
Private Lloyd W. Briggs	September 1, 1945
Private Donald L. Chase	April 1, 1942
Private Kenneth R. Gibbs	June 5, 1944
Private Michael M. Hauser	August 1, 1947
Private Stanley V. Hermanson	February 1, 1951
Private Donald A. Huggins	February 1, 1951
Private Jack C. King	March 5, 1946
Private Keith F. Lawler	December 16, 1947
Private William J. LeRoy	January 1, 1951
Private Erwin M. Lichte	January 1, 1944
Private G. Niel Rossmaessler	January 1, 1951
Private Alfred M. Sime	August 16, 1944
Private Earl R. Tiedt	March 16, 1949
Private Paul Tofte	April 1, 1942
Private Arthur D. Wicks	January 1, 1950
Private Glenn A. Wilcox	May 16, 1949

Station No. 4

Captain Arthur Wilcox	February 16, 1930
Lieutenant Oscar Pankow	March 4, 1942

Private David J. Anderson	June 16, 1949
Private Richard G. Bavery	February 16, 1949
Private James E. Bitney	February 16, 1949
Private Peter F. Breitenbach	February 1, 1947
Private Robert B. Burns	April 16, 1949
Private Robert P. Couture	March 16, 1947
Private John W. DeBeck	January 31, 1940
Private Harold R. Dennis	November 5, 1942
Private James E. Fraser	April 23, 1942
Private Merwyn W. Gorsuch	March 1, 1949
Private Daryl J. Griffin	February 1, 1947
Private Walter J. Kwiecinski	June 1, 1948
Private Harland A. Lippolt	January 7, 1946
Private Eldon E. Maginnis	February 1, 1947
Private Francis P. Roberts	January 1, 1951
Private Kenneth A. Schumacher	January 15, 1949
Private Theodore L. Tauchen	February 1, 1951
Private Charles R. White	June 16, 1944

Station No. 5

Captain Phillip A. Narf	January 16, 1939
Lieutenant James M. Engelberger	January 15, 1940
Private Wayne B. Austin	June 1, 1932
Private George S. Durbin	October 1, 1950
Private Berton H. Gessler	September 16, 1945
Private Arthur L. Hanson	February 1, 1947
Private Kermit E. Hermanson	May 3, 1943
Private Donald R. Lumsden	February 1, 1947
Private Bernard J. Reilly	September 1, 1952
Private Robert G. Scheer	July 23, 1945
Private Cyril F. Tiedt	October 1, 1947
Private Donald R. Wilcox	April 16, 1950

Station No. 6

Captain Arthur T. Emerson	February 16, 1930
Lieutenant Charles E. Hessling	January 16, 1941
Private Donald E. Black	February 16, 1949
Private William A. Carow	December 1, 1947
Private Emil Goikovich	January 16, 1941
Private Leon G. Holl	March 16, 1944
Private Alvin T. Johnson	December 5, 1946
Private Harry G. Klinger	September 1, 1949
Private Theodore J. Maglio	February 1, 1951
Private Donald M. Olson	January 1, 1951
Private Eugene A. Peterson	January 1, 1951
Private Oscar A. Petry	January 1, 1951
Private John G. Randall	January 6, 1944
Private Paul G. Reublin	January 11, 1945
Private Joseph D. Roberts	April 1, 1942
Private John R. Tappen	February 1, 1947
Private Ralph E. Triggs	January 2, 1943
Private Paul E. Welsch	January 15, 1940

Station No. 7

Captain Derrel E. Lawrie	February 1, 1929
Lieutenant Wilson H. Donkle	June 15, 1939
Private Charles Aberle	June 16, 1932
Private Thomas J. Barry	January 13, 1943
Private Lester E. Blackmer	February 1, 1947
Private Leslie Blizard	January 16, 1936
Private William L. Clapp	April 1, 1947
Private Walter Gavin	July 1, 1943
Private Arthur J. Halverson	January 7, 1946
Private Ellington H. Lansdowne	February 1, 1947
Private Albert S. Phelps	February 1, 1947
Private Victor A. J. Stormer	September 16, 1945

Station No. 8

Captain Richard Adank	August 9, 1928
Lieutenant Joseph J. Kerwin	July 16, 1938
Private Robert L. Albright	February 1, 1947
Private Joseph H. Bauer	April 16, 1949
Private Mathew M. Coronna	January 7, 1946
Private Vernon Dahnert	January 2, 1943
Private Chester L. Dolva	February 1, 1925
Private John H. Fiscus	November 22, 1951
Private Charles W. Kalar	January 16, 1950
Private Jerome J. Lukas	October 1, 1944
Private Percy G. Moen	January 1, 1951
Private Leo F. Tiedt	February 1, 1950
Private Paul R. Toltzien	November 23, 1953
Private Harvey L. Turk	February 1, 1947

Relief Officers

Captain John E. Huston	June 15, 1939
Captain Edward E. Knope	November 1, 1937
Captain Ralph A. McGraw	January 15, 1940
Lieutenant Edward J. Bokina	September 16, 1941
Lieutenant Vincent J. Geier	February 19, 1943
Lieutenant Arthur E. Spring	January 15, 1940

Board of Personnel Employees

Roland G. Annen	March 1, 1953
George F. Bauer	April 17, 1950
John N. L. Hereid	August 19, 1946
Thomas P. McGilvra	December 28, 1953
Clyde R. Richards, Jr.	October 16, 1948

BUREAU OF FIRE PREVENTION

Page

Chief Edward Joseph Page,
Division of Fire,
Madison, Wisconsin

Dear Sir:

I wish to submit to you the annual report of our activities for the past year. A compilation and break-down of our inspections and defects may be found on the following pages.

In making a cursory analysis of the Building Fire record for the year 1953, the usual overbalance of residential fires to the total number of fires in all occupancies is plainly evident. Of the 329 building fires to which the Fire Department responded last year, 225 of them, or 68 per cent, occurred in residential occupancies, and over 60 per cent in single family dwellings.

Since "a man's home is his castle" and, in respect to this right, the Fire Inspector may not enter, the burden of responsibility for the prevention of fire in these occupancies is placed on the householder. That this responsibility is in many cases being shrugged off is clearly demonstrated when the Fire Cause Record is analyzed. Fully 50 per cent of the fires which occurred in single family dwellings were due to correctable causes, and were clearly preventable <u>before the fire occurred</u>.

As an example, 31 chimney fires requiring Fire Department attention would not have happened had reasonable care and caution been exercised beforehand. True, the monetary loss per building fire is relatively small when compared to the total fire loss, but the life hazard is correspondingly greater, a condition which obligates the householder to pursue his own fire prevention program to guarantee the safety of his family and himself from fire.

The personnel of the Fire Prevention Bureau remained unchanged from the year 1953, and in spite of annexations to the City, increasing the area of inspection, a slight increase of occupancies inspected was shown.

In conclusion, I wish to offer my thanks and appreciation to you and the Honorable Board of Police and Fire Commissioners for the cooperation and interest shown to me and the members of the Bureau.

Respectfully submitted,

George L. Stanek

Captain George L. Stanek,
Fire Prevention Bureau

INSPECTIONS BY OCCUPANCY

	CLASS I		CLASS II		CLASS III		CLASS IV		CLASS V		SPECIAL		REGULAR		REINSP.		TOTAL	
	In	Out	In	Out	In	Out	In	Out	In	Out	In	Out	In	Out	In	Out	In	Out
January	46	18	204	180	379	156	14	16	14	31	288	8	350	319	19	74	657	401
February	66	8	154	91	684	113	21	16	27	20	353	21	540	174	59	53	952	248
March	63	12	194	91	448	150	16	31	22	38	331	14	378	283	34	25	743	322
April	52	27	147	157	364	259	11	29	6	33	331	10	195	432	54	63	580	505
May	54	18	159	291	448	124	13	13	6	22	400	9	252	398	28	61	680	468
June	51	11	132	130	593	114	22	19	61	45	289	5	510	284	60	30	859	319
July	80	13	132	69	569	148	18	19	45	40	390	11	371	233	83	45	844	289
August	46	32	153	143	283	151	8	6	13	24	195	6	241	221	67	19	503	256
September	40	15	75	100	261	70	8	6	16	37	174	2	215	220	11	6	400	228
October	45	12	115	92	349	107	12	12	19	21	300	15	190	185	50	44	540	244
November	49	28	148	125	468	160	12	12	27	18	315	3	349	310	40	30	704	343
December	96	5	154	38	1196	100	154	38	8	7	1303	7	250	166	55	15	1608	188
Total	688	199	1767	1407	6042	1652	309	217	264	336	4669	111	3841	3235	560	465	9070	3811

Dup

DEFECTS BY OCCUPANCY

	CLASS I		CLASS II		CLASS III		CLASS IV		CLASS V		TOTAL	
	In	Out	In	Out	In	Out	In	Out	In	Out	In	Out
January	22	36	332	288	192	131	9	29	12	49	569	533
February	30	4	191	81	422	90	30	14	27	12	700	207
March	20	19	247	157	221	113	20	47	33	28	541	364
April	7	40	181	290	80	207	4	16	8	30	280	583
May	15	29	157	419	91	51	7	11	3	9	273	519
June	33	4	132	208	349	35	20	33	92	16	626	296
July	34	8	109	59	182	52	15	12	34	22	374	153
August	28	22	202	23	105	42	20	2	17	5	372	94
September	12	20	55	114	93	80	2	14	8	48	171	276
October	14	15	64	89	108	61	4	11	10	36	200	212
November	16	31	205	145	213	104	7	3	39	15	480	298
December	1	3	164	85	179	74	164	85	14	11	522	258
Total	232	231	2039	1964	2235	1040	302	277	298	281	5106	3793

Class I includes government buildings, hospitals, institutions, schools, amusement buildings, etc.

Class II includes all occupancies used for the purpose of shelter or residence.

Class III includes all buildings used for mercantile, commercial, or similar purposes.

Class IV includes all buildings used for manufacturing purposes.

Class V includes such miscellaneous buildings as railroad property, public and private garages, filling stations, lumber yards, etc.

BUREAU OF TRAINING & INSTRUCTION

Done

Chief Edward Joseph Page,
Division of Fire,
Madison, Wisconsin

Dear Sir:

The following is a report of the activities of the Bureau of Training and Instruction for the period ending December 31, 1953.

Our present method of planned group evolutions, mimeographed and presented to all stations for drill work has been continued. The results as shown by the semi-annual examinations are very satisfactory and tend to show that good results are being obtained. Under this method all members of the department receive exactly the same information and training.

The drill schedule for the year 1953 consisted of the following; each of which is so divided that many hours of drill work can be given in gaining only partial perfection in any one phase.

Ventilation Practices
Booster Hose Evolutions
3" Hose Evolutions
Fire Department Hydraulics
Foam Application (Dry Powder-Liquid)
Pumps and Pump Practices
Gas Masks and Breathing Apparatus
First Aid Extinguishing Practices
Improvising for Firefighting Purposes
Proper Response from Quarters
Civil Defense Training for Rescue
Instructional Films
Rule Book of the Fire Department
First Aid Practices
2½" Hose Evolutions
Use of Ropes in Fire Service
Chalk Talks of Hazards
Forcible Entry Practices
Fire Stream Practices
Ladder Evolutions
Salvage Covers and Their Uses
Special Equipment and How Used
Civil Defense Training for Aux. Men
Special Items of Interest
Advanced Techniques
Flammable Liquids Truck (Dry Chem)

Officer School Sessions have been called when special problems have come to our attention. The information obtained at these meetings has been very helpful in formulating a planned attack should a disaster occur. These plans also include dispersal of manpower and equipment in the event of another war.

During the past year I have been given many special assignments; among them were lectures and demonstrations before civic groups, schools and industrial organizations. The showing of training films and fire prevention films has also been included. Lectures and demonstrations of this type not only make for good public relations, but also help to educate our citizens in the ever increasing fight for fire prevention.

It has been my understanding for the past several years that a drill school would be constructed. There is no doubt that such a building would be of considerable benefit to the City of Madison. Facilities and areas in which to train our personnel are becoming more of a problem every

day. There are numerous phases of drill work, which due to the lack of adequate facilities, we find impossible to conduct. I strongly urge that such a drill school, tower and practice field be made available as soon as possible.

The excellent cooperation that you, the Assistant Chiefs, and the station officers have given has made it possible for us to formulate what I believe has been a very good training program. With such cooperation I feel assured that we shall continue to have a successful training program in our department during the year 1954.

Respectfully submitted,

Captain Jack A. Boyle

Captain Jack A. Boyle,
Bureau of Training and Instruction

From Bros

Dan

TOTAL DRILL HOURS

	Sta. 1	Sta. 2	Sta. 3	Sta. 4	Sta. 5	Sta. 6	Sta. 7	Sta. 8	Total
January	42:00 ~~36:20~~	43:45 ~~21:15~~	37:20 ~~14:15~~	44:15 ~~35:45~~	45:00 ~~36:55~~	38:15 ~~36:50~~	42:30 ~~37:50~~	41:55 ~~35:15~~	335:00 ~~254:25~~
February	39:45 ~~32:40~~	39:15 ~~34:55~~	37:15 ~~36:15~~	37:45 ~~35:15~~	40:15 ~~36:20~~	35:05 ~~34:50~~	36:45 ~~33:50~~	38:45 ~~31:30~~	304:50 ~~275:35~~
March	35:15 ~~39:40~~	30:00 ~~38:15~~	34:50 ~~46:45~~	37:15 ~~39:05~~	41:45 ~~41:20~~	32:20 ~~37:15~~	34:45 ~~29:20~~	37:00 ~~36:15~~	283:10 ~~307:55~~
April	28:50 ~~31:50~~	36:45 ~~23:45~~	36:20 ~~42:45~~	28:15 ~~38:30~~	36:30 ~~39:20~~	24:00 ~~36:35~~	22:30 ~~33:20~~	30:30 ~~37:45~~	243:40 ~~283:50~~
May	37:45 ~~36:25~~	37:35 ~~32:55~~	36:05 ~~30:30~~	39:30 ~~30:05~~	27:15 ~~27:30~~	38:40 ~~25:00~~	29:55 ~~34:50~~	34:00 ~~33:45~~	280:45 ~~251:00~~
June	41:30 ~~39:05~~	40:10 ~~35:55~~	33:20 ~~43:10~~	34:45 ~~36:15~~	36:10 ~~32:50~~	36:40 ~~35:30~~	38:10 ~~31:50~~	40:15 ~~34:45~~	301:00 ~~289:20~~
July	34:45 ~~37:05~~	41:50 ~~30:00~~	40:00 ~~41:00~~	35:45 ~~42:15~~	35:55 ~~41:35~~	34:10 ~~36:55~~	37:55 ~~35:55~~	37:30 ~~38:20~~	297:50 ~~301:05~~
August	39:00 ~~35:05~~	35:50 ~~29:30~~	34:50 ~~32:30~~	37:30 ~~35:00~~	40:30 ~~36:45~~	38:35 ~~33:35~~	8:55 ~~31:50~~	35:45 ~~35:10~~	270:55 ~~269:25~~
September	38:45 ~~31:35~~	38:30 ~~28:55~~	37:30 ~~33:40~~	36:15 ~~33:40~~	54:15 ~~32:15~~	32:15 ~~34:45~~	18:15 ~~29:40~~	34:45 ~~34:45~~	270:30 ~~259:15~~
October	35:10 ~~31:00~~	37:30 ~~30:15~~	37:50 ~~39:05~~	37:15 ~~36:55~~	35:50 ~~39:00~~	34:45 ~~32:45~~	30:55 ~~35:55~~	32:15 ~~34:15~~	281:30 ~~279:10~~
November	28:00 ~~30:45~~	31:30 ~~31:05~~	30:30 ~~33:45~~	26:30 ~~30:10~~	30:50 ~~31:35~~	30:05 ~~27:55~~	29:30 ~~31:10~~	28:30 ~~29:00~~	235:25 ~~245:25~~
December	35:15 ~~30:50~~	36:40 ~~35:00~~	19:00 ~~36:15~~	41:05 ~~36:05~~	39:10 ~~38:55~~	38:00 ~~31:45~~	38:25 ~~37:25~~	38:45 ~~37:00~~	286:20 ~~283:15~~
TOTAL	436:00 ~~412:20~~	449:20 ~~371:45~~	414:50 ~~429:55~~	436:05 ~~427:00~~	443:25 ~~434:20~~	412:50 ~~403:40~~	368:30 ~~402:55~~	429:55 ~~417:45~~	3390:55 ~~3299:40~~

BUREAU OF MAINTENANCE

Done

Chief Edward Joseph Page,
Division of Fire,
Madison, Wisconsin

Dear Sir:

I am submitting a brief report of the activities of the Bureau of Maintenance for the year ending December 31, 1953.

During this period we have taken care of 512 service calls and several major overhaul jobs. The aerial ladder at No. 1 was repaired following a minor accident and the transmission and differential on Engine 40 were completely overhauled. A pump failure has occurred on Engine No. 6 which will require taking this apparatus out of service for approximately six weeks due to the difficulty of getting repair parts for this equipment.

A considerable amount of time was spent on the new Electrician's truck before this unit could be put into service. This work consisted of changing all equipment, installing the radio unit and the building of a new winch.

General overhaul jobs were done on Truck No. 6, Truck No. 3, and the two Chevrolets assigned to the Fire Prevention Bureau and the Bureau of Training and Instruction.

Service tests of all apparatus were conducted in the spring. This is, as you know, one way to determine the condition of our apparatus, and tends to eliminate possible breakdowns during the winter months when our equipment must operate at peak efficiency.

We have also overhauled twelve self-contained oxygen masks and eight of our resuscitators and inhalators.

I wish to thank you, the Assistant Chiefs and all Station Officers and men for the cooperation and interest which has been shown during this past year.

Respectfully submitted,

Captain Arne W. Lerwick,
Bureau of Maintenance

FIRE ALARM TELEGRAPH



Coil

Chief Edward Joseph Page,
Division of Fire,
Madison, Wisconsin

Dear Sir:

I respectfully submit the following report of the Fire Alarm Bureau for the year ending December 31, 1953.

On March 1, 1953, Mr. Roland G. Annen was appointed to this Bureau as a maintenance worker, bringing the total permanent personnel to three. Two temporary laborers were appointed April 1 making a total operating personnel of five for the work year.

Thirty thousand feet of overhead wire was installed. Eleven new fire alarm boxes were put into service bringing the total in service to 104.

New underground cable was installed on Williamson Street from Livingston to Baldwin in connection with the street widening project. All laterals and secondary leads were also replaced.

The underground cable was installed on Williamson Street from Livingston to Baldwin in connection with the street widening project. All laterals and secondary leads were also replaced.

The underground section of the fire alarm system reconstruction is now complete and it is estimated that fifty percent of the overhead line construction has been completed. In many cases it would be possible to install alarm boxes on the lines now in service. Enough equipment is now on hand to practically complete the overhead system should manpower and transportation facilities become available.

Considerable time was again spent on traffic signal maintenance and construction. Signals were installed at five intersections, two of them being the electronic type. All controls at two of the intersections were replaced with modern equipment and signal equipment at seven intersections was revised to conform with the new one-way street system. Here again the lack of sufficiently trained personnel and the lack of suitable transportation prevented our operating as efficiently as we would have liked.

In 1953 the permanent personnel of this Bureau worked a total of 7,226 hours. Of this time, 3,479 hours were spent on fire alarm maintenance and construction; 569 hours being overtime. A total of 3,747 hours were spent on traffic signal maintenance and construction; 874 hours of this being on an overtime basis.

I wish to thank you, City officials and members of the Common Council for the cooperation and interest shown in the Fire Alarm Bureau during this past year.

Respectfully submitted,

Clyde R. Richards,
Signal Alarm Electrician II