

MADISON PARKS

2025 ANNUAL REPORT

BY THE NUMBERS



Parks Alive Worthington Park

City of Madison Parks Division
330 E. Lakeside Street
Madison, Wisconsin 53715
608-266-4711
cityofmadison.com/parks

**MADISON
PARKS**

Equity • Public Health • Sustainability • Adaptability

Greetings Madison Residents,
It is with great pride and gratitude that I present the City of Madison Parks Division's Annual Report for 2025. The report highlights key metrics and milestones from 2025 that demonstrate our commitment to providing a vibrant, safe, and inclusive parks system to our community for generations to come.



I am particularly proud of your remarkable Parks staff and their sustained efforts during the year, particularly while I was away on my sojourn with Metro Transit. I learned a lot while at Metro and have a deep appreciation for the critically important role they play in our community, and I am very excited to be back home in Parks.

Our parks serve as essential public places where people of all ages and abilities come to recharge, play, and connect. In 2025, we were able to improve to 98% of our residents being within a ten-minute walk from a park. Our goal is 100% and I am confident we can reach this by 2030.

I want to extend a sincere thank you to our dedicated staff, our tireless volunteers, and—most importantly—to you, our residents. Your feedback and patronage are what drive us to improve every single day.

We invite you to dive into the following pages to see the impact of your support. I look forward to seeing you in your parks!

Sincerely,


Eric Knepp
Madison Parks Superintendent

Vision Statement

Everyone shall have access to an ideal system of parks, natural resources, and recreational opportunities that enhance the quality of life for residents and visitors.



James Madison Park by David Lomeli

Equity • Public Health • Sustainability • Adaptability



Sycamore Park



Kestrel Park

3
picnic sun
shelters
installed

City of Madison Park and Open Space Plan 2025-2030

1
Park & Open
Space Plan
Adopted

12
recommended
strategies

Door Creek Park by Andrea Gugel



North Star Park

Equity • Public Health • Sustainability • Adaptability



1
basketball
court
installed

Galaxy Park



16
new & replaced
benches
installed

South & West Shore Park



3
tennis courts
reconstructed

Rennebohm Park



1
new bike path
access trail

Hiestand Park

Equity • Public Health • Sustainability • Adaptability

8,233
park visits
by rangers



167,056
golf rounds
played at
4
courses



Odana Hills Golf Course

18
holes
redesigned &
reconstructed
at Yahara Hills



Yahara Hills Golf Course

35
community
events at
The Glen



The Glen Golf Park

Equity • Public Health • Sustainability • Adaptability



Equity • Public Health • Sustainability • Adaptability



Programs, amenities and initiatives made possible thanks to the Madison Parks Foundation.



Bernie's Beach

1
splash park
opened

2
accessible
beach mats



Warner Park Community Recreation Center

390
youth served
by KNOW
program



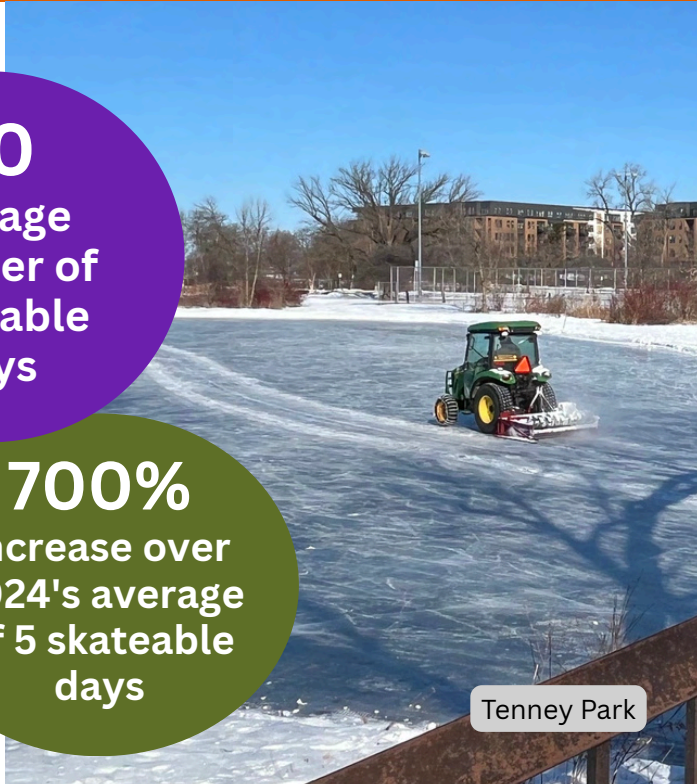
Jeff Erlanger Sprayground at Rennebohm Park

Equity • Public Health • Sustainability • Adaptability



Vilas Park by Kris Van Handel

40
average
number of
skateable
days




Tenney Park

700%
increase over
2024's average
of 5 skateable
days



Elver Park

1
new ice skating
rink installed
at Door Creek
Park



Door Creek Park

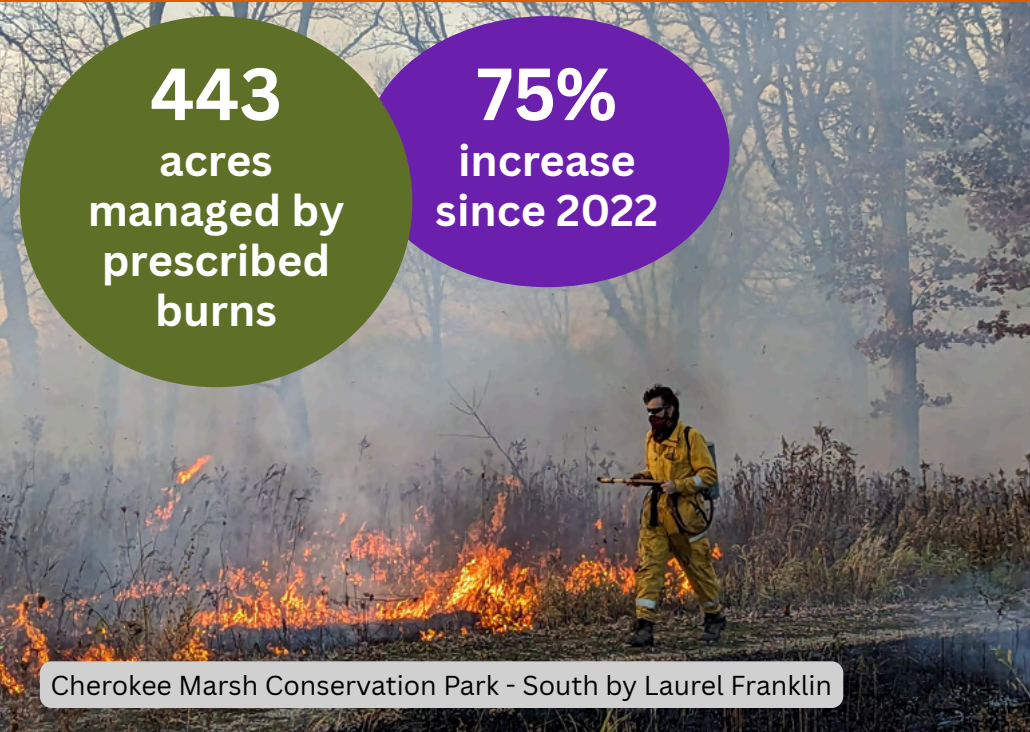
295
permitted
park events

22%
increase
over 2024



Warner Park by Brian Shore

Equity • Public Health • Sustainability • Adaptability



Equity • Public Health • Sustainability • Adaptability



88
partnership
agreements



42,921
Goodman
Pool
admissions

2%
increase
from 2024



56
acres grazed
by goats

8%
decrease from
2024 due to
success of goat
grazing program
since 2020

Community Dinners at WPCRC

Turville Point Conservation Park by Kathy Engebretsen

Equity • Public Health • Sustainability • Adaptability

32,859
hours
volunteering
hours in parks

11%
increase
over 2024

2
new
reservable
shelters with
restrooms



1
community
patio space
installed




19
ParkScore[®]
Ranking
2025

Year	Ranking
2024	18
2023	13
2022	13

98%
Madison residents live within a 10-minute walk to a park

The Trust for Public Land[®] annually ranks the 100 most populous U.S. cities by comparing and scoring five characteristics of an excellent park system: acreage, access, investment, amenities, and equity. Madison ranks 19th out of 100 in 2025. A decrease of 39% since 2022.

While scores for Madison’s parks in four of the categories have remained steady or increased, our ranking for capital investment in our parks has steadily decreased. Madison’s investment ranking is well below average at 73rd out of 100 U.S. cities.



Owen Conservation Park by Chelle Fernandez