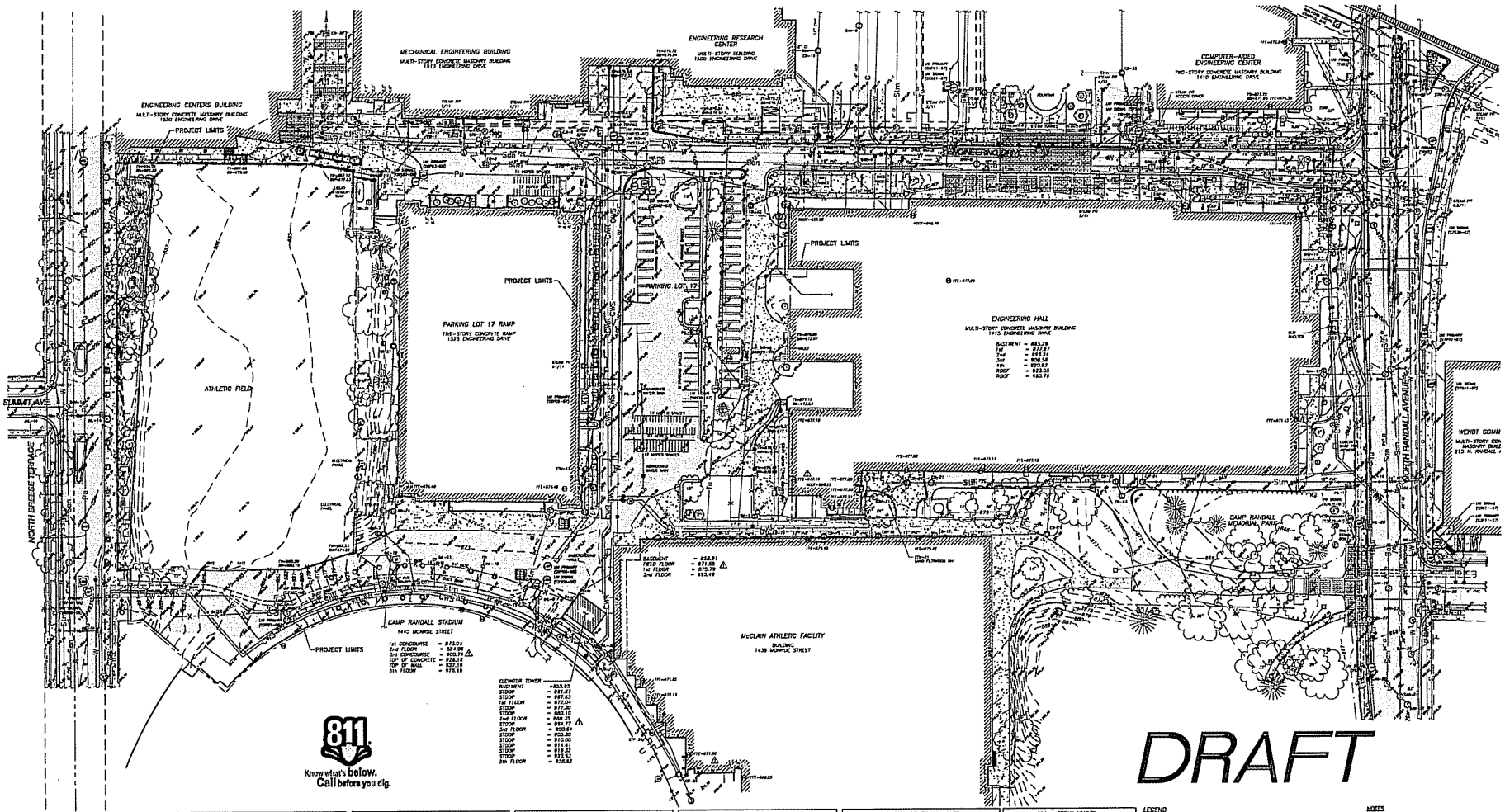

DRAFT

STORM SEWER INLETS						
INLET ID	RIM ELEVATION	INVERT	ELEVATION	PIPE SIZE	PIPE TYPE
INL-1	872.00	N	868.71	12"	RCP
		E	868.96	12"	RCP
INL-2	871.91	N	868.51	12"	RCP
		E	868.46	12"	RCP
INL-3	872.56	W	872.05	12"	PVC
INL-4	874.80	E	872.65	12"	PVC
		E	872.55	12"	PVC
		E	873.54	12"	PVC
INL-5	876.53	N	872.42	12"	PVC
		NW	866.02	12"	PVC
INL-6	876.53	N	872.42	12"	PVC
		NW	866.02	12"	PVC
		SE	866.03	12"	PVC
INL-7	873.37	N	869.13	12"	RCP
		E	869.13	12"	RCP
INL-8	869.93	E	866.43	12"	RCP
INL-9	873.53	N	869.33	12"	RCP
		E	869.33	12"	RCP
INL-10	873.53	N	869.33	12"	RCP
		E	869.33	12"	RCP
INL-11	873.45	N	869.25	12"	RCP
INL-12	873.47	E	869.27	12"	RCP
INL-13	873.47	N	869.27	12"	RCP
		E	869.27	12"	RCP
INL-14	873.50	N	869.30	12"	RCP
		E	869.30	12"	RCP
INL-15	873.50	N	869.30	12"	RCP
		E	869.30	12"	RCP
INL-16	873.80	N	869.60	12"	RCP
		E	869.60	12"	RCP
INL-17	873.80	N	869.60	12"	RCP
		E	869.60	12"	RCP
INL-18	873.80	N	869.60	12"	RCP
		E	869.60	12"	RCP

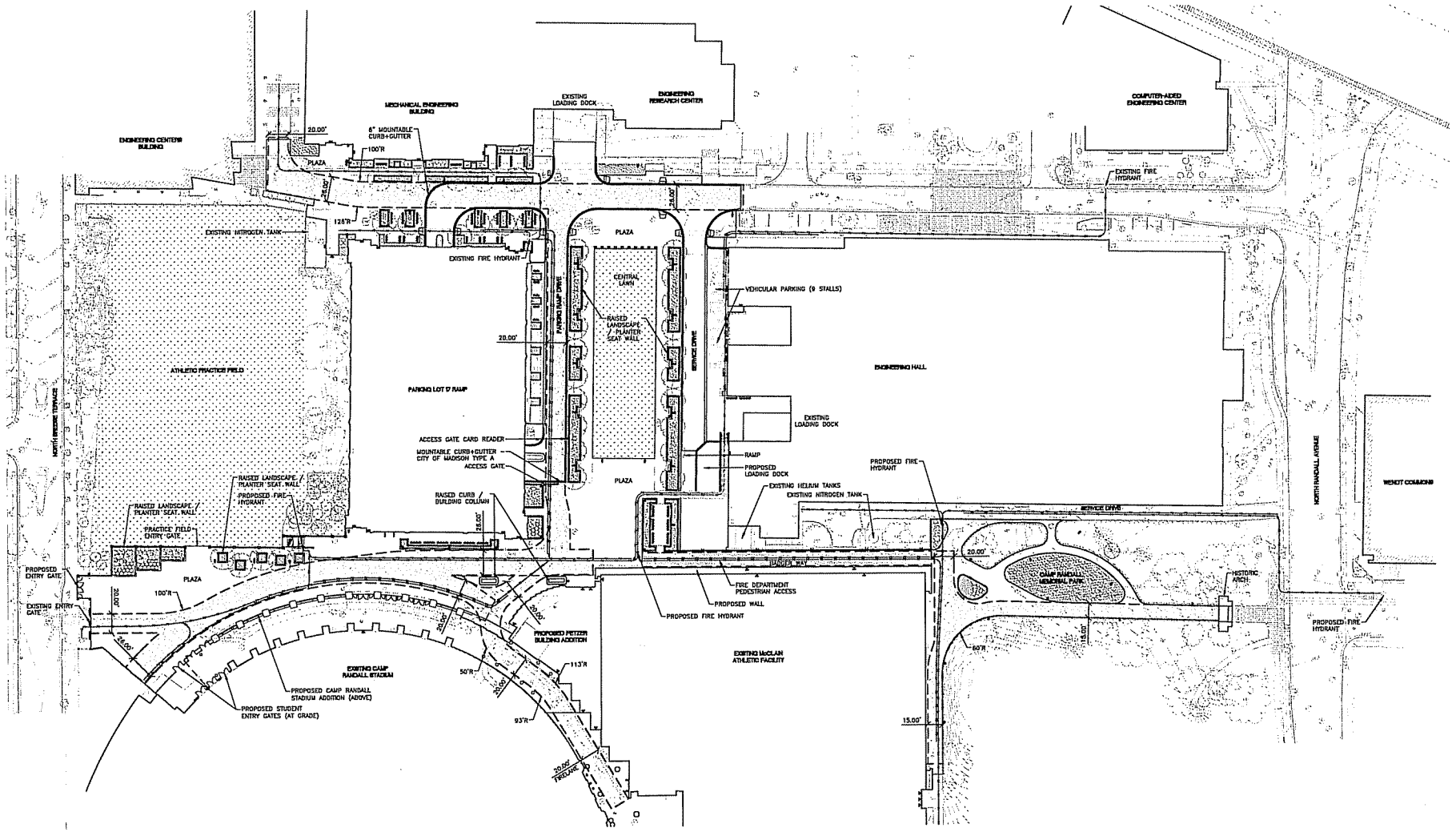

1 FIRE ACCESS PLAN

SCALE: 1" = 40'-0"

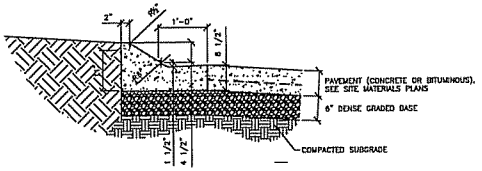

2 6" MOUNTABLE CURB + GUTTER

NOT TO SCALE

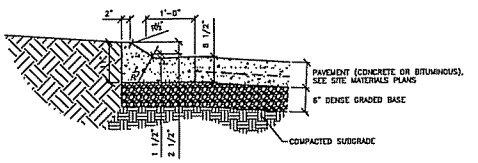

3 MOUNTABLE CURB + GUTTER - CITY OF MADISON TYPE A

NOT TO SCALE

LEGEND:

- LIMITS OF CONSTRUCTION
- PROPOSED FIRE LANE
- PROPOSED PEDESTRIAN FIRE ACCESS
- FIRE HOSE LAY
- EXISTING FIRE HYDRANT
- PROPOSED FIRE HYDRANT

NOTES:

1. CONTRACTOR SHALL CONTACT DIGGERS HOTLINE AND APPROPRIATE UTILITY COMPANIES TO FIELD VERIFY UTILITIES PRIOR TO ANY CONSTRUCTION.
2. LENGTH OF FIRE HOSES SHOWN DO NOT EXCEED 500 LINEAR FEET.
3. ALL FIRE LANE RADII ARE 30'-0" UNLESS OTHERWISE NOTED.

811 Know what's below. Call before you dig.

BERNERS SCHOBER

VOA

JJR

State of Wisconsin
Department of Administration
Division of State Facilities
1440 MONROE ST.
MADISON, WI 53711

Project Title: STUDENT ATHLETE PERFORMANCE CENTER
McCLAIN CENTER REMODELING
University of Wisconsin - Madison
Madison, Wisconsin

Sheet Title: Fire Access Plan

Revisions:

No.	Date	Description
	02/08/12	Plan Correction

Graphic Scale	0' 10' 20' 40' 80'
DSF Number	10H3A
Set Type	PR
Date Issued	12/21/2011
Sheet Number	G 102

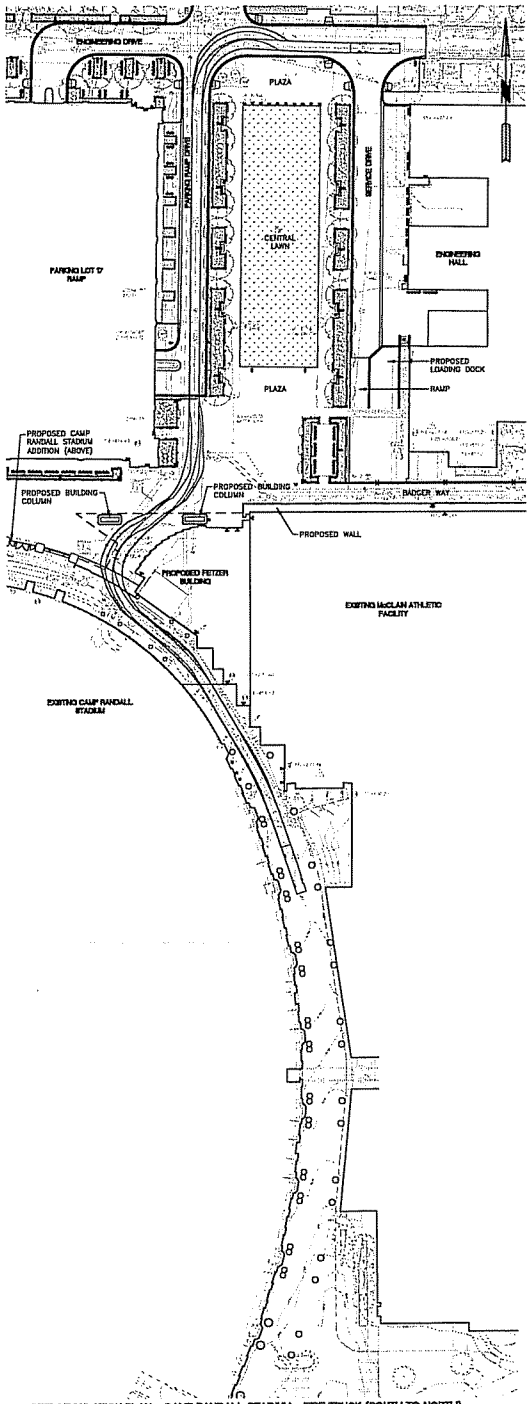

1 SITE CIRCULATION PLAN - CAMP RANDALL STADIUM - FIRE TRUCK (SOUTH TO NORTH)

SCALE: 1" = 40'-0"

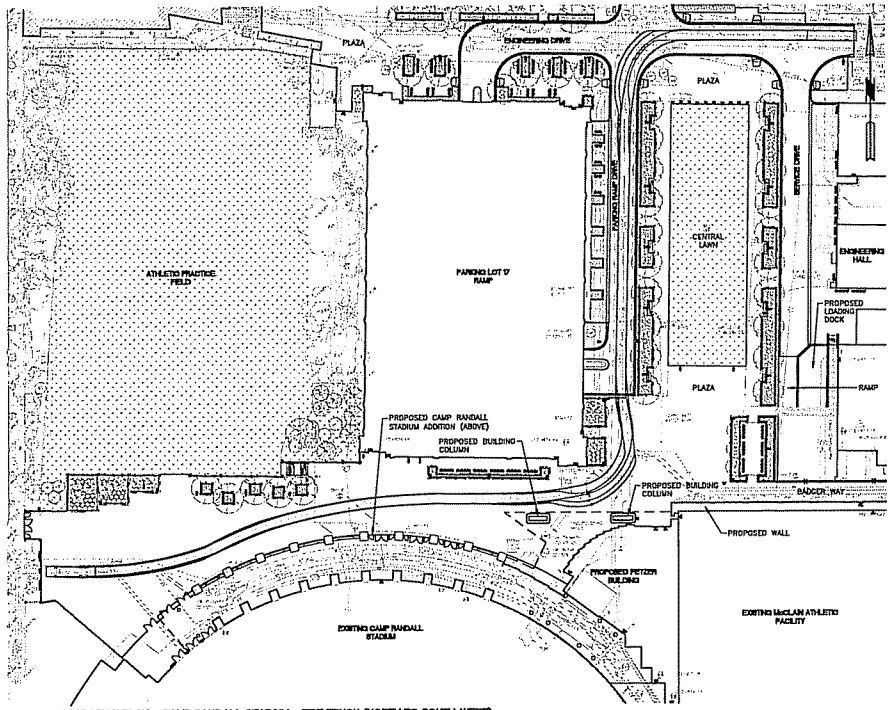

2 SITE CIRCULATION PLAN - CAMP RANDALL STADIUM - FIRE TRUCK (NORTH TO SOUTH-WEST)

SCALE: 1" = 40'-0"

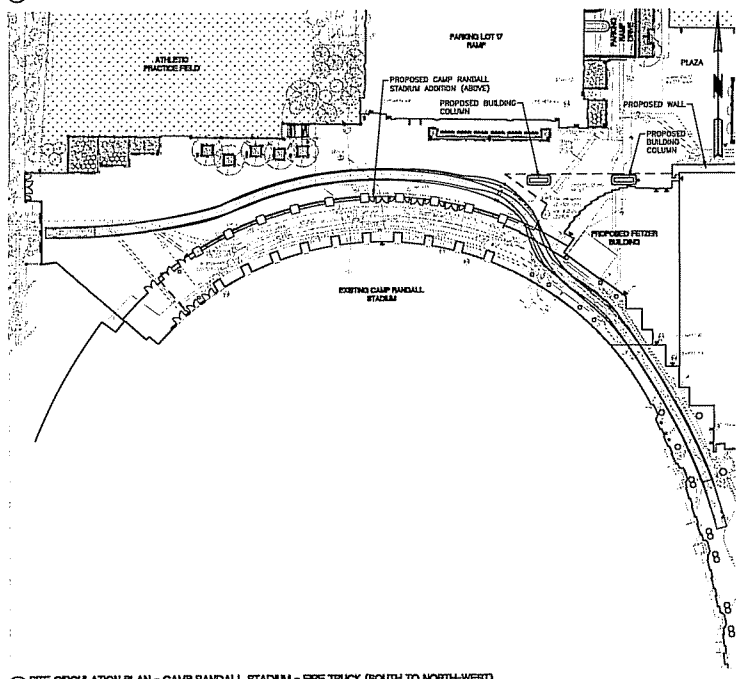

3 SITE CIRCULATION PLAN - CAMP RANDALL STADIUM - FIRE TRUCK (SOUTH TO NORTH-WEST)

SCALE: 1" = 40'-0"

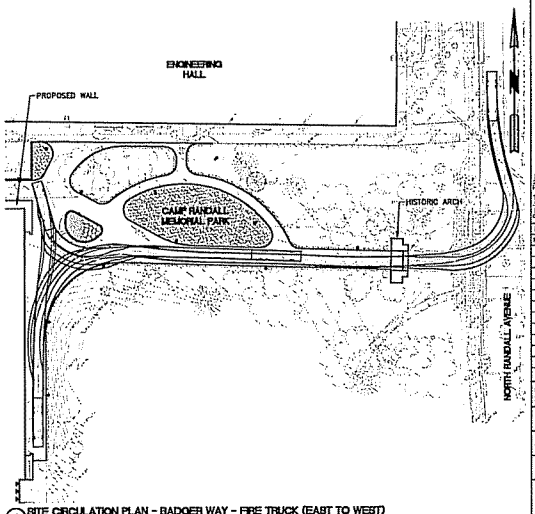

4 SITE CIRCULATION PLAN - BADGER WAY - FIRE TRUCK (EAST TO WEST)

SCALE: 1" = 40'-0"

NOTES:

1. CONTRACTOR SHALL CONTACT DIGGERS HOTLINE AND APPROPRIATE UTILITY COMPANIES TO FIELD VERIFY UTILITIES PRIOR TO ANY CONSTRUCTION.

811 Know what's below. Call before you dig.

BERNERS SCHOBER

SMITH-GILLAN

VOA

JJR

JJR, LLC
625 WILLIAMSON STREET
MADISON, WI 53703
608.251.1177 T
608.251.8147 F
www.jjr-us.com

State of Wisconsin
Department of Administration
Division of State Facilities

1440 MONROE ST.
MADISON, WI 53711

Project Title:
STUDENT ATHLETE PERFORMANCE CENTER
McCLAIN CENTER REMODELING
University of Wisconsin - Madison
Madison, Wisconsin

Sheet Title:
Fire Circulation Plan

Revisions:

No.	Date:	Description:
	03/08/12	Plan Correction

Graphic Scale: 0' 10' 20' 40' 80'

BSF Number: 10H3A

Sht Type: PR

Date Issued: 12/21/2011

Sheet Number: G 103

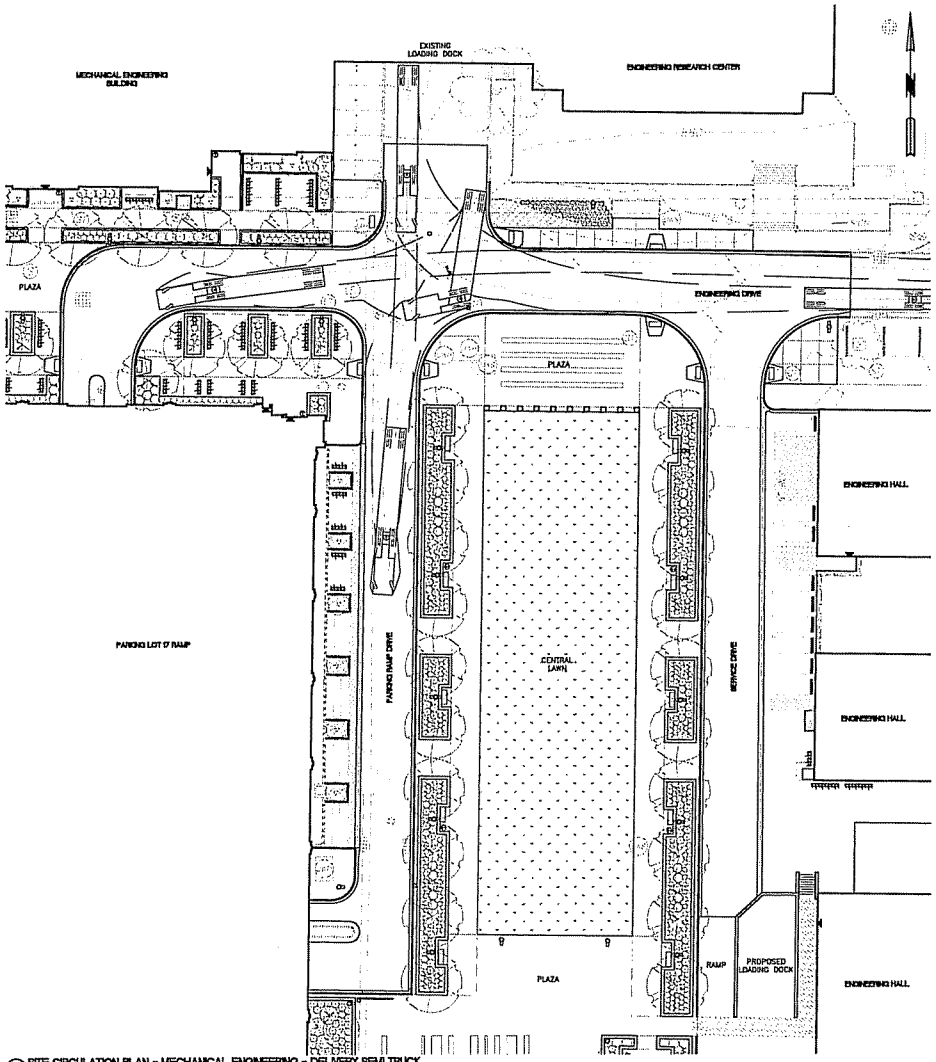

1 SITE CIRCULATION PLAN - MECHANICAL ENGINEERING - DELIVERY SEMI TRUCK

SCALE: 1" = 20'-0"

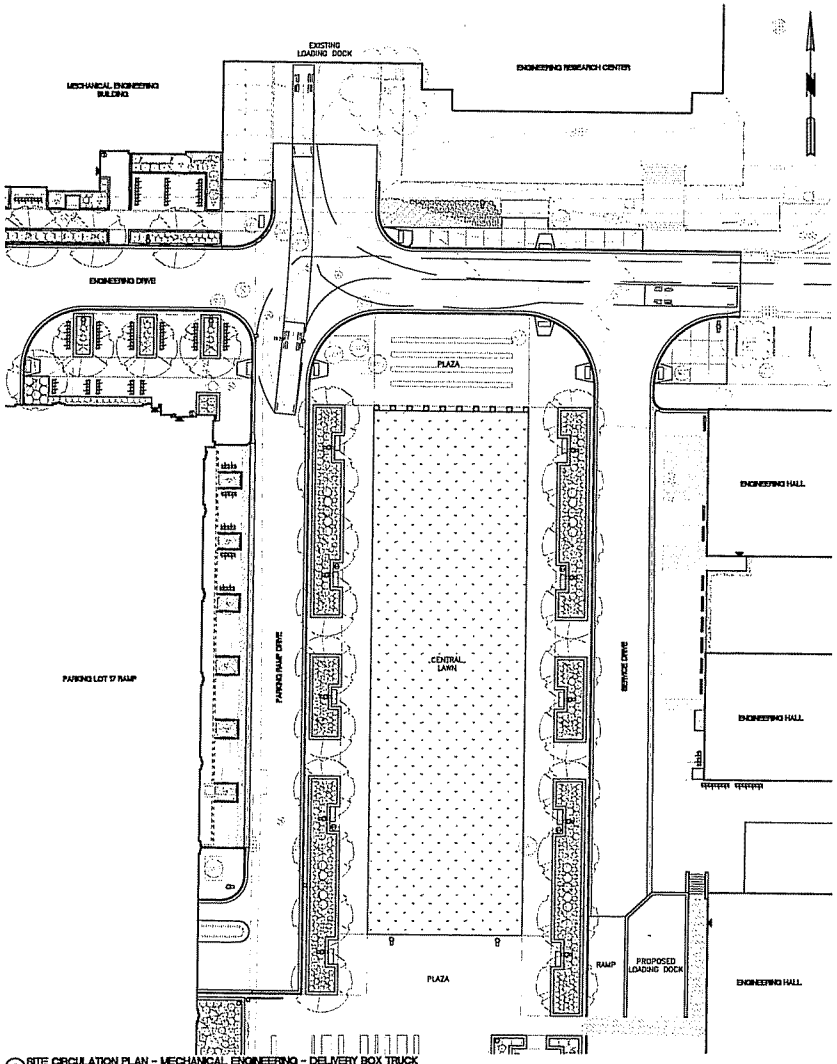

2 SITE CIRCULATION PLAN - MECHANICAL ENGINEERING - DELIVERY BOX TRUCK

SCALE: 1" = 20'-0"

NOTES

1. CONTRACTOR SHALL CONTACT DIGGERS HOTLINE AND APPROPRIATE UTILITY COMPANIES TO FIELD VERIFY UTILITIES PRIOR TO ANY CONSTRUCTION.

Know what's below. Call before you dig.

BERNERS SCHOBER

SUSTAIN

VOA

JJR

JJR, LLC
625 WILLIAMSON STREET
MADISON, WI 53703
608.251.1177 T
608.251.8147 F
www.jjr-us.com

State of Wisconsin
Department of Administration
Division of State Facilities

1440 MONROE ST.
MADISON, WI 53711

Project Title:
STUDENT ATHLETE PERFORMANCE CENTER
McCLAIN CENTER REMODELING
University of Wisconsin - Madison
Madison, Wisconsin

Sheet Title:
Site Circulation Plan

Revisions:

No.	Date	Description
	02/06/12	Plan Commission

Graphic Scale: 0' 10' 20' 40' 80'

DSF Number	10H3A
Set Type	PR
Date Issued	12/21/2011
Sheet Number	G 104

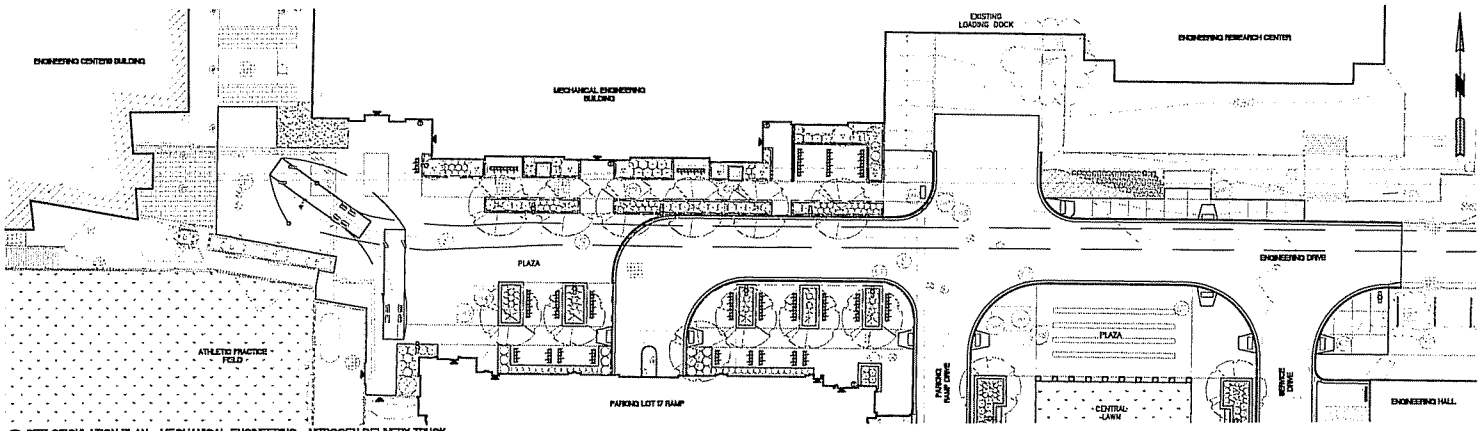

1 SITE CIRCULATION PLAN - MECHANICAL ENGINEERING - NITROGEN DELIVERY TRUCK

SCALE: 1" = 20'-0"

NOTES:

1. CONTRACTOR SHALL CONTACT DIGGERS HOTLINE AND APPROPRIATE UTILITY COMPANIES TO FIELD VERIFY UTILITIES PRIOR TO ANY CONSTRUCTION.

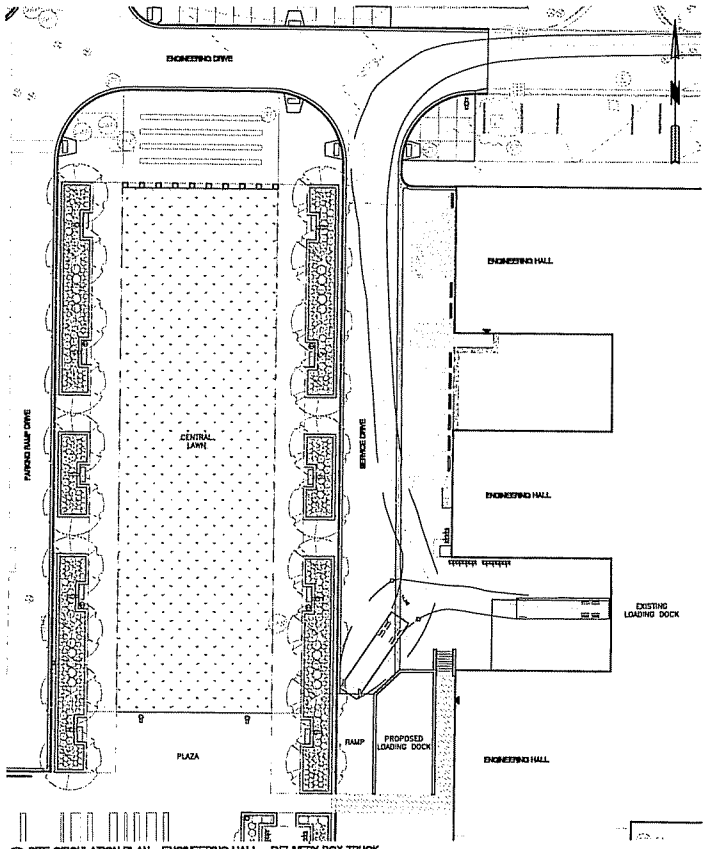

2 SITE CIRCULATION PLAN - ENGINEERING HALL - DELIVERY BOX TRUCK

SCALE: 1" = 20'-0"

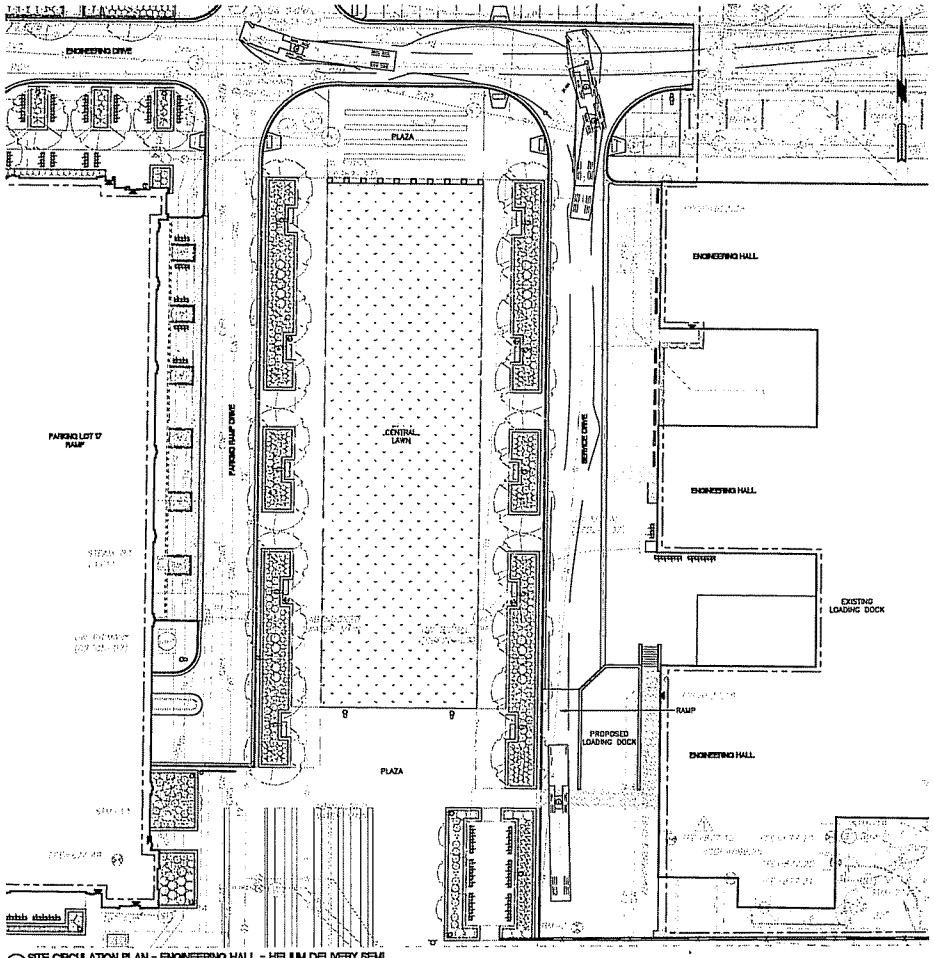

3 SITE CIRCULATION PLAN - ENGINEERING HALL - HELIUM DELIVERY SEMI

SCALE: 1" = 20'-0"

811 Know what's below. Call before you dig.

BERNERS SCHOBER architecture + engineering + interiors

VOA

JJR LLC
429 W WILLIAMSON STREET
MADISON, WI 53703
608.251.1177T
608.251.8147F
www.jjr-llc.com

State of Wisconsin
Department of Administration
Division of State Facilities

1440 MONROE ST.
MADISON, WI 53711

Project Title:
STUDENT ATHLETE PERFORMANCE CENTER
McCLAIN CENTER REMODELING
University of Wisconsin - Madison
Madison, Wisconsin

Sheet Title:
Site Circulation Plan

Revisions:

No.	Date	Description
	02/08/12	Plan Correlation

Graphic Scale: 0' 10' 20' 40' 80'

DSF Number: 10H3A

Set Type: PR

Date Issued: 12/21/2011

Sheet Number: G 105

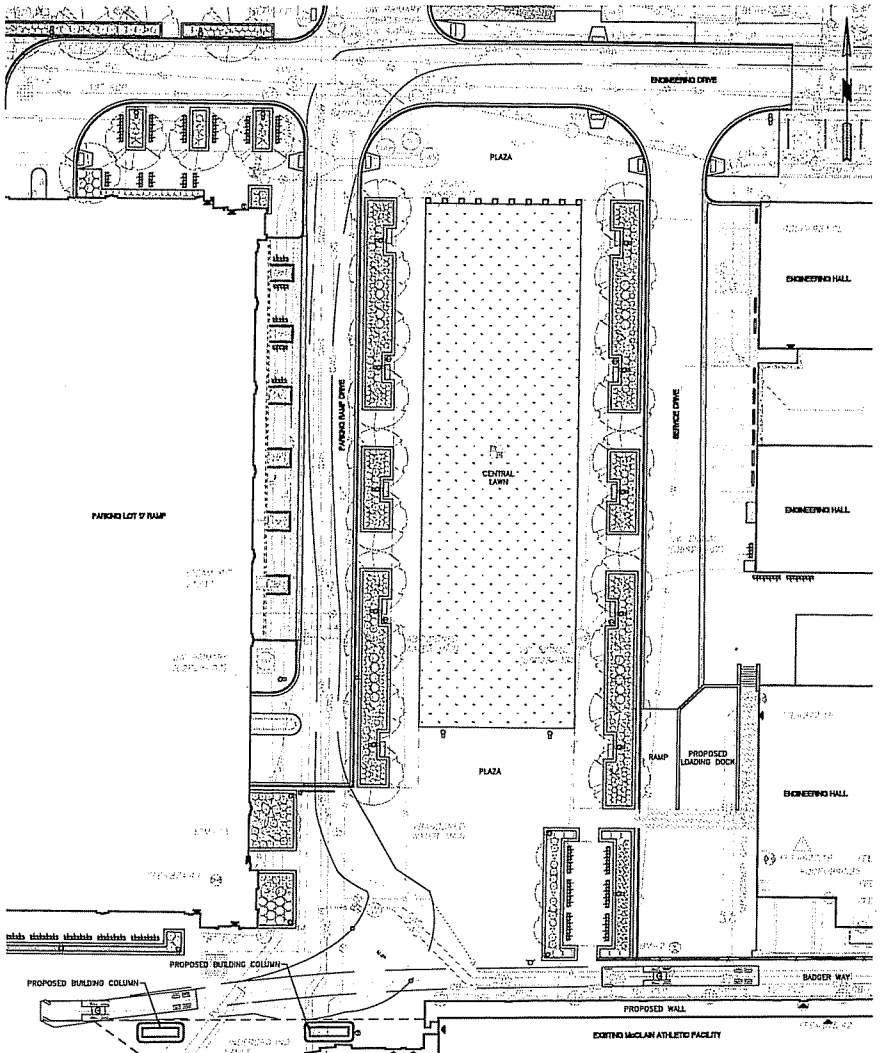

1 SITE CIRCULATION PLAN - ENGINEERING HALL - HELIUM DELIVERY SEMI TRUCK - ALTERNATE ROUTE

SCALE: 1" = 20'-0"

NOTES:

1. CONTRACTOR SHALL CONTACT DIGGERS HOTLINE AND APPROPRIATE UTILITY COMPANIES TO FIELD VERIFY UTILITIES PRIOR TO ANY CONSTRUCTION.

811 Know what's below. Call before you dig.

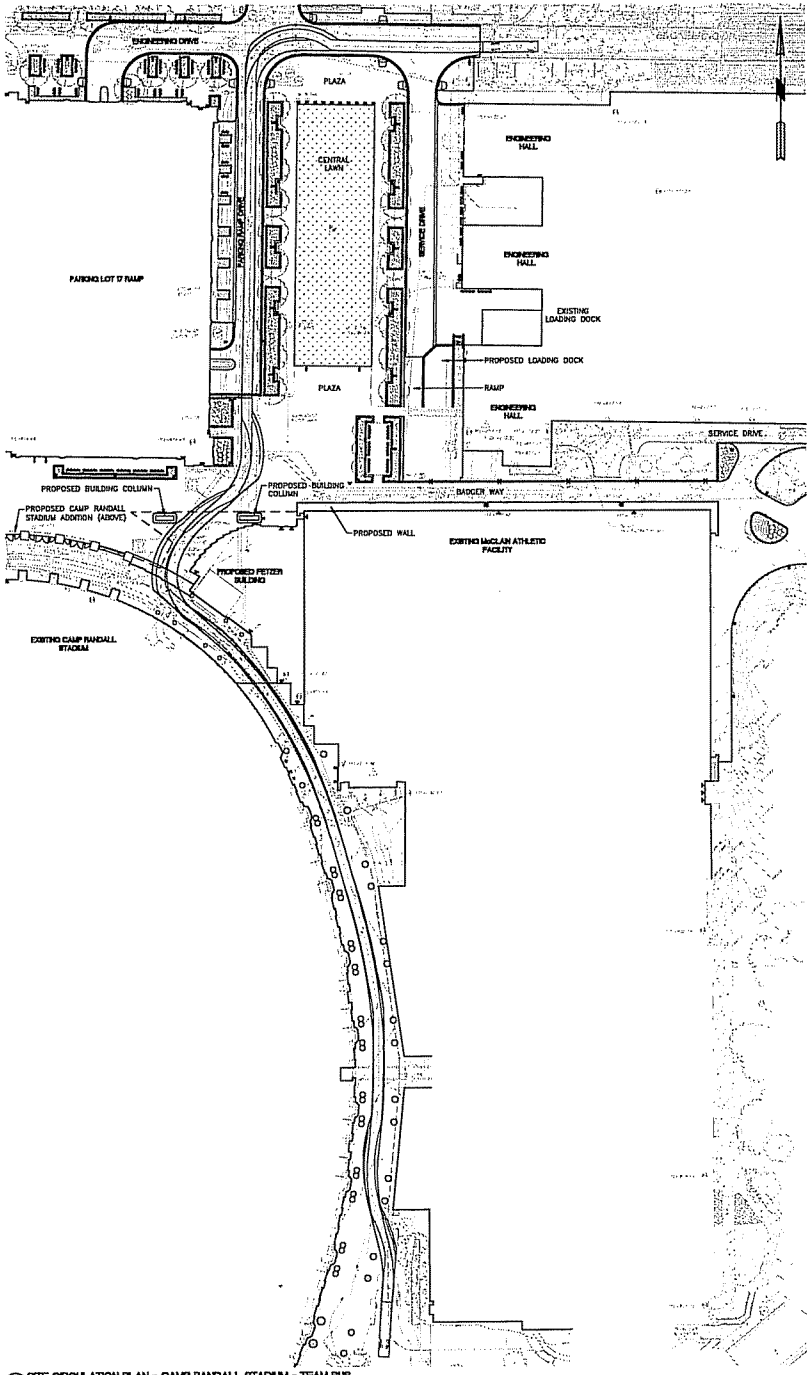

2 SITE CIRCULATION PLAN - CAMP RANDALL STADIUM - TEAM BUS

SCALE: 1" = 40'-0"

BERNERS SCHOBER

VOA

JJR

JJR, LLC
525 WILLIAMSON STREET
MADISON, WI 53703
608.251.1177 T
608.251.8147 F
www.jjr-co.com

State of Wisconsin
Department of Administration
Division of State Facilities

1440 MONROE ST.
MADISON, WI 53711

Project Title:
STUDENT ATHLETE PERFORMANCE CENTER
McCLAIN CENTER REMODELING
University of Wisconsin - Madison
Madison, Wisconsin

Sheet Title:
Site Circulation Plan

Revisions:

No.	Date	Description
	02/06/12	Plan Conversion

Graphic Scale	0' 10' 20' 40' 60'
DSF Number	10H3A
Set Type	PR
Date Issued	12/21/2011
Sheet Number	G 106

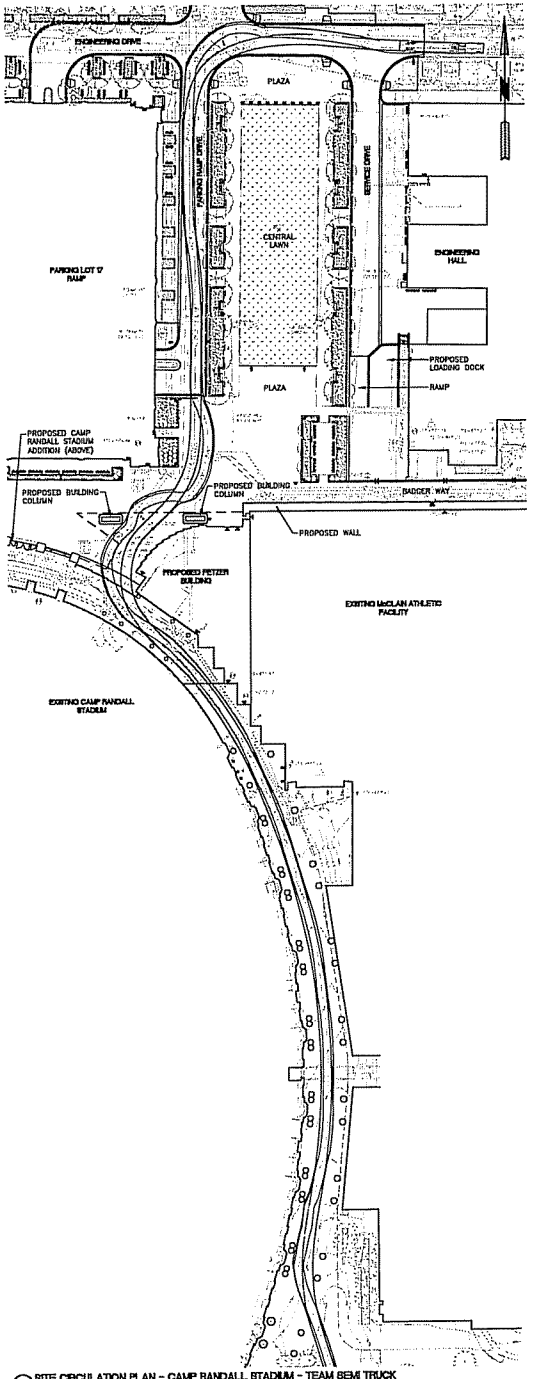

2 SITE CIRCULATION PLAN - CAMP RANDALL STADIUM - TEAM SEMI TRUCK

SCALE: 1" = 40'-0"

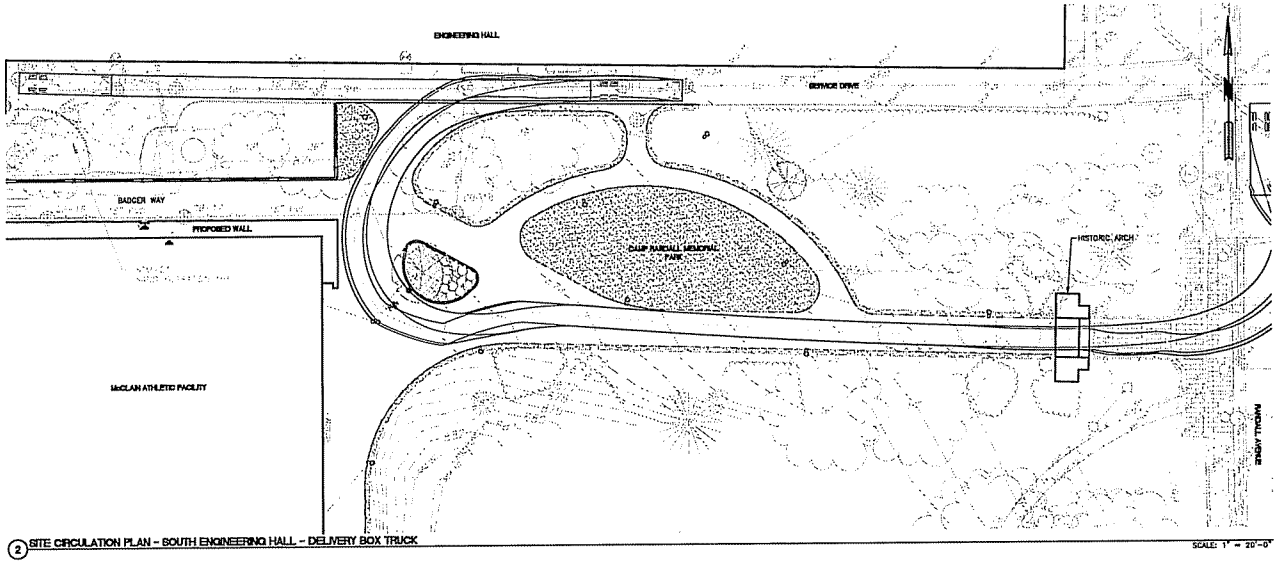

2 SITE CIRCULATION PLAN - SOUTH ENGINEERING HALL - DELIVERY BOX TRUCK

SCALE: 1" = 20'-0"

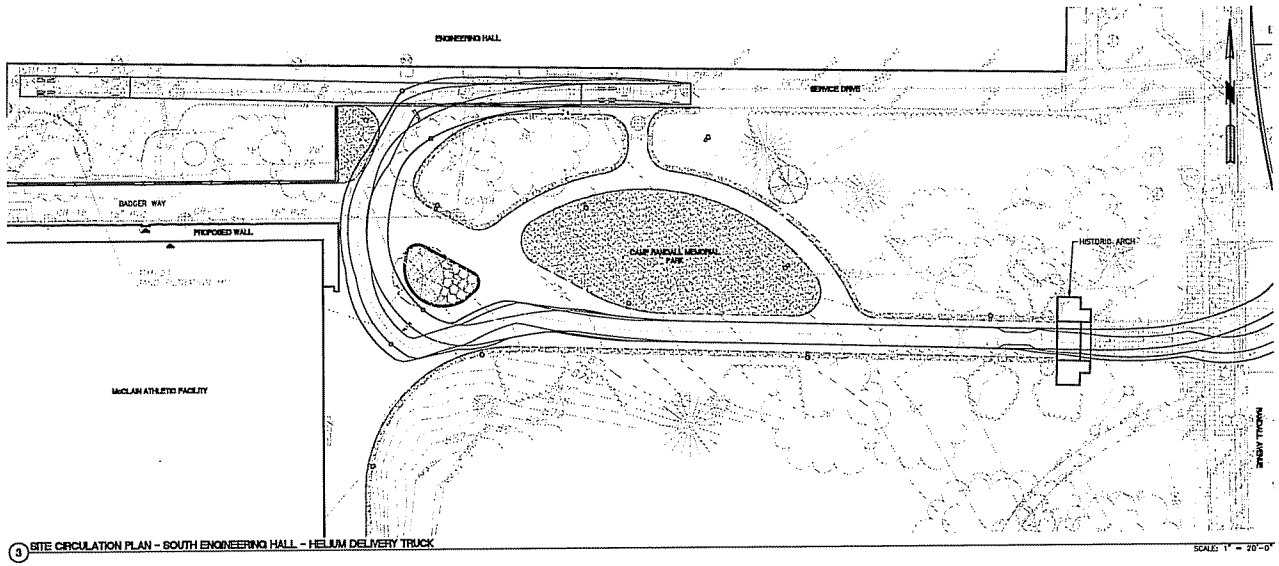

3 SITE CIRCULATION PLAN - SOUTH ENGINEERING HALL - HELIUM DELIVERY TRUCK

SCALE: 1" = 20'-0"

NOTES

1. CONTRACTOR SHALL CONTACT DIGGERS HOTLINE AND APPROPRIATE UTILITY COMPANIES TO FIELD VERIFY UTILITIES PRIOR TO ANY CONSTRUCTION.

811 Know what's below. Call before you dig.

BERNERS SCHOBER

VOA

JJR

JJR, LLC
625 W. WILLIAMSON STREET
MADISON, WI 53703
608.251.1177 T
608.251.8147 F
www.jjr-llc.com

State of Wisconsin
Department of Administration
Division of State Facilities

1440 MONROE ST.
MADISON, WI 53711

Project Title:
STUDENT ATHLETE PERFORMANCE CENTER
McCLAIN CENTER REMODELING
University of Wisconsin - Madison
Madison, Wisconsin

Sheet Title:
Site Circulation Plan

Revisions:

No.	Date	Description
	02/06/12	Plan Commission

Graphic Scale	0' 10' 20' 40' 80'
DSF Number	10H3A
Set Type	PR
Date Issued	12/21/2011
Sheet Number	G 107

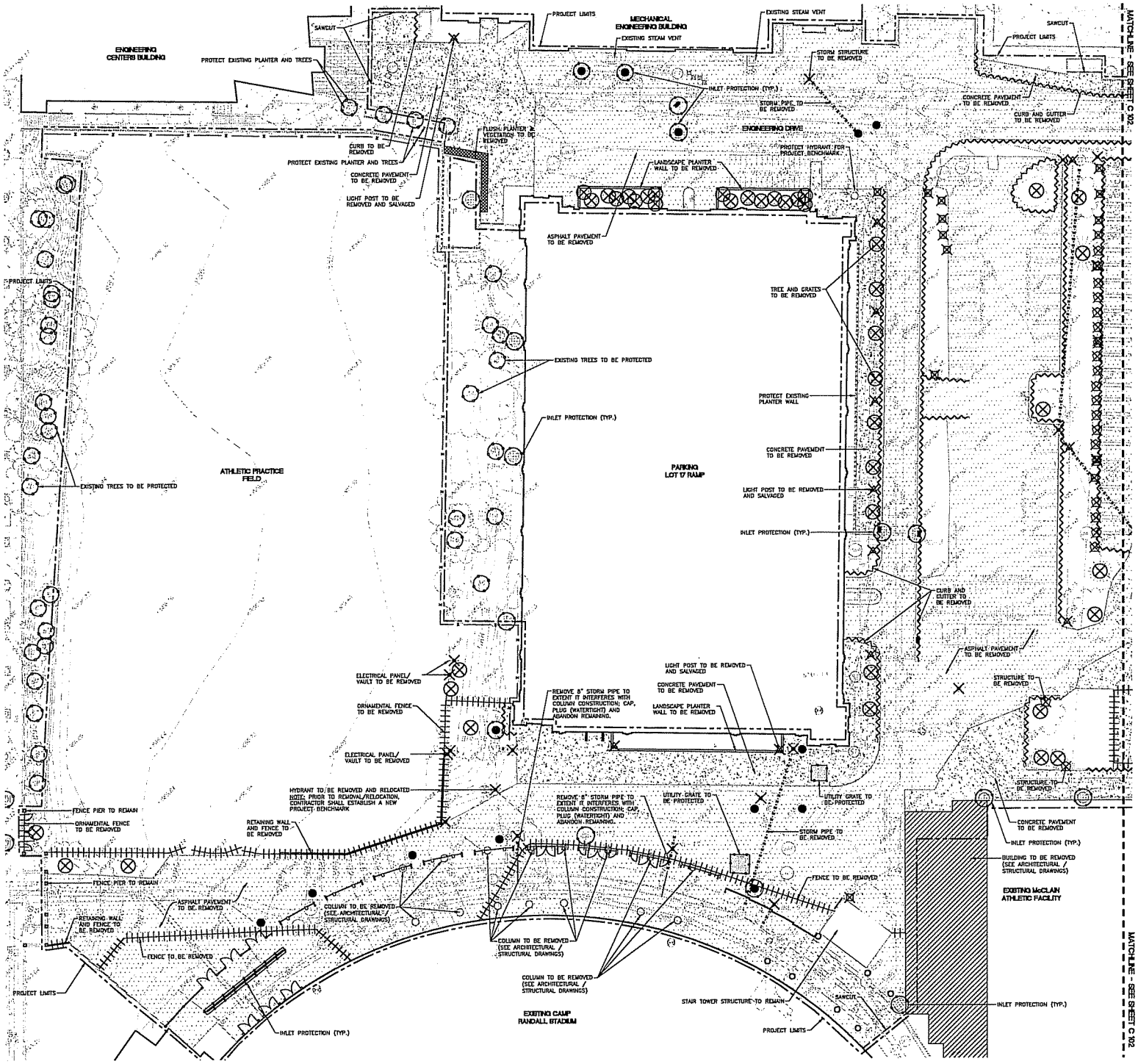

LEGEND:

- PROJECT LIMITS
- CONCRETE PAVEMENT TO BE REMOVED
- BITUMINOUS PAVEMENT TO BE REMOVED
- BUILDING/STRUCTURE TO BE REMOVED
- MISCELLANEOUS ITEMS TO BE REMOVED
- CURB & GUTTER TO BE REMOVED
- RETAINING WALL TO BE REMOVED
- FENCE TO BE REMOVED
- VEGETATION TO BE REMOVED
- LIGHT POLE TO BE REMOVED AND SALVAGED
- UTILITY STRUCTURE TO BE REMOVED
- SIGN TO BE REMOVED AND SALVAGED
- UTILITY LINE TO BE REMOVED
- UTILITY LINE TO BE ABANDONED
- SAWCUT
- SILT FENCE, SEE DETAIL
- INLET PROTECTION, SEE DETAILS
- TREE PROTECTION, SEE DETAIL
- STONE TRACKING PAD, SEE DETAIL

NOTES:

1. CONTRACTOR SHALL CONTACT DIGGERS HOTLINE AND APPROPRIATE UTILITY COMPANIES TO FIELD VERIFY UTILITIES PRIOR TO ANY CONSTRUCTION.
2. SEE EXISTING CONDITIONS PLAN V 101 FOR LEGEND OF EXISTING FEATURES AND PROJECT CONTROL BENCHMARKS AND CONTROL MONUMENTS.
3. CONTRACTOR SHALL PROTECT ALL UTILITIES AND SITE FEATURES UNLESS OTHERWISE SHOWN TO BE REMOVED OR ABANDONED.
4. ITEMS SALVAGED ON UNIVERSITY PROPERTY SHALL REMAIN THE PROPERTY OF THE UNIVERSITY UNLESS OTHERWISE NOTED.
5. ALL SITE EROSION CONTROL MEASURES SHALL BE MAINTAINED BY CONTRACTOR, AND SHALL BE REPAIRED OR REPLACED AS NEEDED TO SERVE INTENDED FUNCTION.
6. ALL SITE EROSION CONTROL DEVICES SHALL BE INSTALLED PRIOR TO LAND DISTURBANCE IN UP-GRADIENT AREAS.
7. CONTRACTOR IS RESPONSIBLE FOR REMOVAL OF ALL CONSTRUCTION AND EROSION CONTROL FENCING AT PROJECT COMPLETION.
8. CONTRACTOR SHALL CLEAN ROAD SURFACES THROUGHOUT THE DAY TO PREVENT TRACKING OF MATERIALS OFF SITE.

811 Know what's below. Call before you dig.

BERNERS SCHOBER

VOA

JJR

State of Wisconsin
Department of Administration
Division of State Facilities
1440 MONROE ST.
MADISON, WI 53711

Project Title: STUDENT ATHLETE PERFORMANCE CENTER
McCLAIN CENTER REMODELING
University of Wisconsin - Madison
Madison, Wisconsin

Sheet Title: Site Demolition and Erosion Control Plan

Revisions:

No.	Date	Description
	02/08/12	Plan Correction

Graphic Scale 0' 5' 10' 20' 30'

DSF Number	10H3A
Set Type	PR
Date Issued	12/21/2011
Sheet Number	C 101

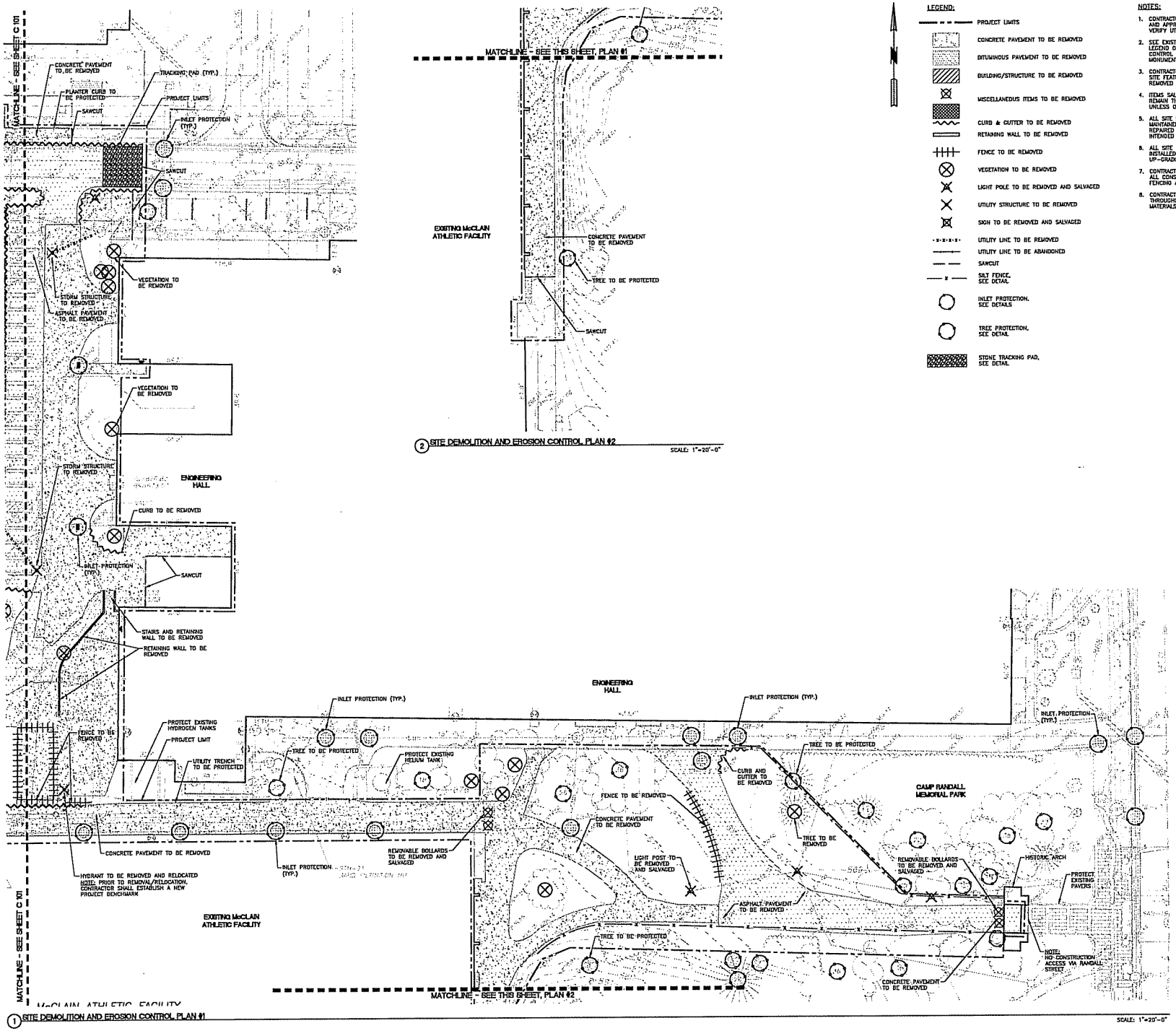

LEGEND:

- PROJECT LIMITS
- CONCRETE PAVEMENT TO BE REMOVED
- BITUMINOUS PAVEMENT TO BE REMOVED
- BUILDING/STRUCTURE TO BE REMOVED
- MISCELLANEOUS ITEMS TO BE REMOVED
- CURB & GUTTER TO BE REMOVED
- RETAINING WALL TO BE REMOVED
- FENCE TO BE REMOVED
- VEGETATION TO BE REMOVED
- LIGHT POLE TO BE REMOVED AND SALVAGED
- UTILITY STRUCTURE TO BE REMOVED
- SIGN TO BE REMOVED AND SALVAGED
- UTILITY LINE TO BE REMOVED
- UTILITY LINE TO BE ABANDONED
- SAWCUT
- SILT FENCE, SEE DETAIL
- INLET PROTECTION, SEE DETAILS
- TREE PROTECTION, SEE DETAIL
- STONE TRACKING PAD, SEE DETAIL

NOTES:

1. CONTRACTOR SHALL CONTACT DIGGERS HOTLINE AND APPROPRIATE UTILITY COMPANIES TO FIELD VERIFY UTILITIES PRIOR TO ANY CONSTRUCTION.
2. SEE EXISTING CONDITIONS PLAN V 101 FOR LEGEND OF EXISTING FEATURES AND PROJECT CONTROL BENCHMARKS AND CONTROL MONUMENTS.
3. CONTRACTOR SHALL PROTECT ALL UTILITIES AND SITE FEATURES UNLESS OTHERWISE SHOWN TO BE REMOVED OR ABANDONED.
4. ITEMS SALVAGED ON UNIVERSITY PROPERTY SHALL REMAIN THE PROPERTY OF THE UNIVERSITY UNLESS OTHERWISE NOTED.
5. ALL SITE EROSION CONTROL MEASURES SHALL BE MAINTAINED BY CONTRACTOR, AND SHALL BE REPAIRED OR REPLACED AS NEEDED TO SERVE INTENDED FUNCTION.
6. ALL SITE EROSION CONTROL DEVICES SHALL BE INSTALLED PRIOR TO LAND DISTURBANCE IN UP-GRADIENT AREAS.
7. CONTRACTOR IS RESPONSIBLE FOR REMOVAL OF ALL CONSTRUCTION AND EROSION CONTROL FENCING AT PROJECT COMPLETION.
8. CONTRACTOR SHALL CLEAN ROAD SURFACES THROUGHOUT THE DAY TO PREVENT TRACKING OF MATERIALS OFF SITE.

BERNERS SCHOBER
ARCHITECTS • ENGINEERS • PLANNERS
LTD. 30

SITE PLAN

VOA
ESTD 1934

JJR
Landscape Architecture
Planning
Urban Design
Arts & Placemaking
Environmental Services
JJR, LLC
625 WILLIAMSON STREET
MADISON, WI 53703
608.251.1177 T
608.251.8147 F
www.jjr-us.com

State of Wisconsin
Department of Administration
Division of State Facilities
1440 MONROE ST.
MADISON, WI 53711

Project Title:
STUDENT ATHLETE PERFORMANCE CENTER
McCLAIN CENTER REMODELING
University of Wisconsin - Madison
Madison, Wisconsin

Sheet Title:
Site Demolition and Erosion Control Plan

Revisions:

No.	Date:	Description:
	03/06/12	Plan Commission

Graphic Scale	0' 5' 10' 20' 30'
OSF Number	10H3A
Set Type	PR
Date Issued	12/21/2011
Sheet Number	C 102

811
Know what's below.
Call before you dig.

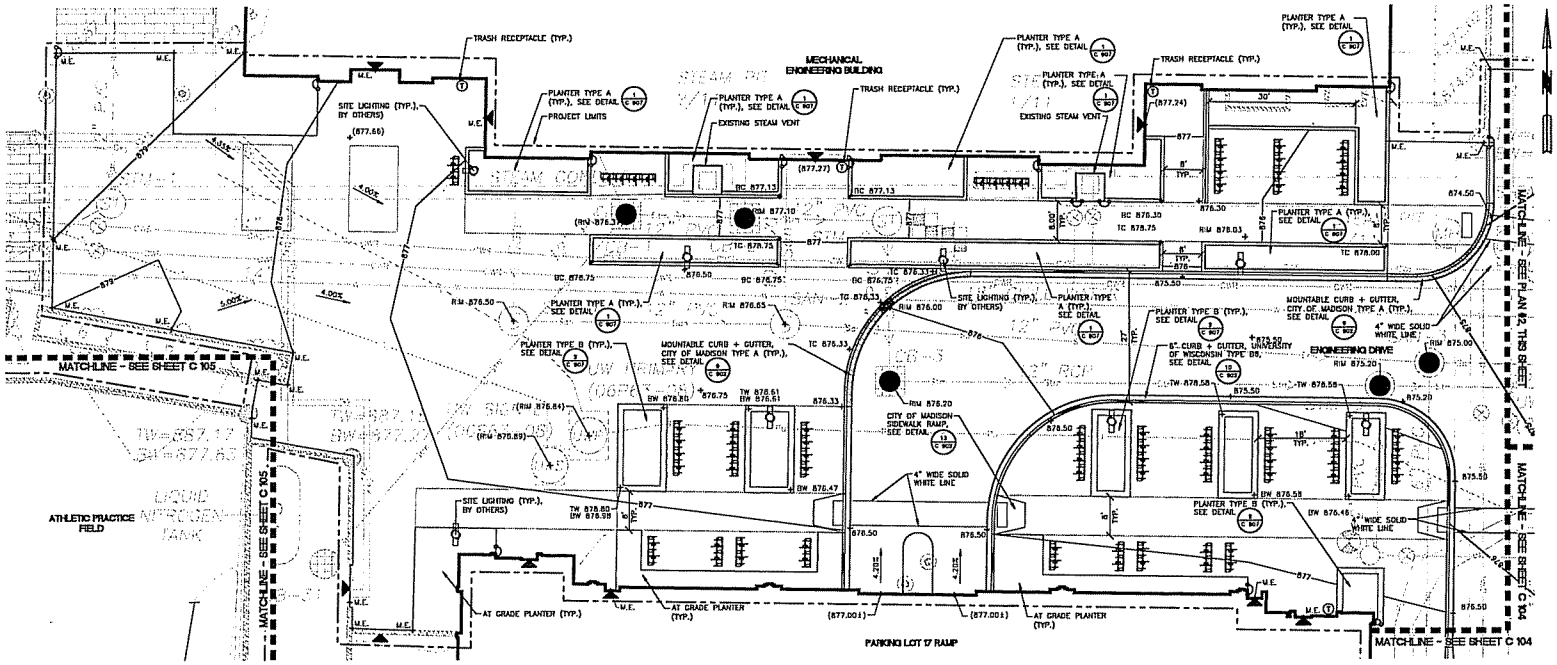

1 SITE LAYOUT PLAN #1

SCALE: 1"=10'-0"

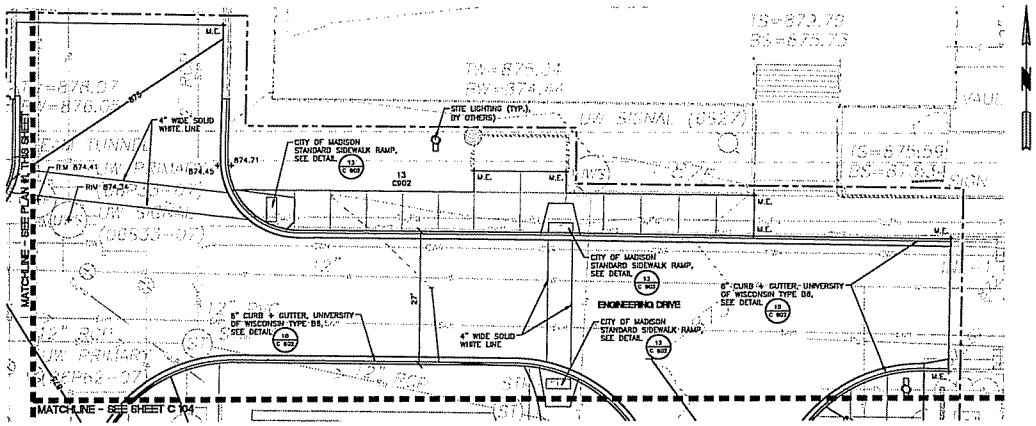

2 SITE LAYOUT PLAN #2

SCALE: 1"=10'-0"

LEGEND:

- PROJECT LIMITS
- BUILDING INGRESS/EGRESS
- CONTROL JOINT
- EXPANSION JOINT
- CURB AND GUTTER
- MOUNTABLE CURB AND GUTTER
- RIBBON CURB
- 9-BIKE RACK, SEE DETAIL
- 5-BIKE RACK, SEE DETAIL
- SIDEWALK RAMP
- BENCH
- TRASH RECEPTACLE
- SITE LIGHTING (BY OTHERS)
- ORNAMENTAL FENCE
- PLANTER / SEAT WALL
- MANHOLE / CATCH BASIN
- ALIGN EDGES
- EXISTING MAJOR CONTOUR
- EXISTING MINOR CONTOUR
- 875 PROPOSED MAJOR CONTOUR
- 876 PROPOSED MINOR CONTOUR
- (876.79) EXISTING ELEVATION
- 876.79 SPOT ELEVATION
- HP 876.79 HIGH POINT ELEVATION
- LP 876.79 LOW POINT ELEVATION
- TW 876.79 TOP OF WALL ELEVATION
- BW 876.79 BOTTOM OF WALL ELEVATION
- TP 876.79 TOP OF PIER ELEVATION
- TC 876.79 TOP OF CURB ELEVATION
- BC 876.79 BOTTOM OF CURB ELEVATION
- FL 876.79 FLOW LINE ELEVATION
- TS 876.79 TOP OF STAIR ELEVATION
- BS 876.79 BOTTOM OF STAIR ELEVATION
- RIM 876.79 STRUCTURE RIM ELEVATION
- M.E. MATCH EXISTING

NOTES:

1. CONTRACTOR SHALL CONTACT DIGGERS HOTLINE AND APPROPRIATE UTILITY COMPANIES TO FIELD VERIFY UTILITIES PRIOR TO ANY CONSTRUCTION.
2. SEE EXISTING CONDITIONS PLANS V 101 FOR LEGEND OF EXISTING FEATURES, PROJECT CONTROL BENCHMARKS, AND CONTROL MONUMENTS.
3. LAYOUT INFORMATION WILL BE PROVIDED TO CONTRACTOR IN ELECTRONIC FORMAT FOR CONSTRUCTION LAYOUT. ALL DIMENSIONS SHOWN ARE FOR INFORMATIONAL PURPOSES ONLY. ANY DISCREPANCIES BETWEEN INFORMATION SHOWN ON CAD FILE SHALL BE BROUGHT TO ENGINEER/LANDSCAPE ARCHITECT'S ATTENTION PRIOR TO CONSTRUCTION.
4. IN ADDITION TO THOSE NOTED ON PLANS, EXPANSION JOINTS SHALL BE LOCATED WHERE CONCRETE PAVEMENT ADJOINS ALL FIXED SITE STRUCTURES, I.E. BUILDING FACE, WALLS, ETC.
5. ALL CURB DIMENSIONS GIVEN TO BACK OF CURB.
6. SEE SHEETS C 801 AND C 802 FOR PRELIMINARY SITE LIGHTINGS LAYOUT FOR 35% REVIEW. FINAL SITE LIGHTING PLANS WILL BE BY OTHERS.

811 Know what's below. Call before you dig.

BERNERS SCHOBER

VOA

JJR

State of Wisconsin
Department of Administration
Division of State Facilities

1440 MONROE ST.
MADISON, WI 53711

Project Title:
STUDENT ATHLETE PERFORMANCE CENTER
McCLAIN CENTER REMODELING
University of Wisconsin - Madison
Madison, Wisconsin

Sheet Title: Site Layout and Grading Plan

Revisions:

No.	Date	Descriptions
	02/06/12	Plan Correction

Graphic Scale	0' 2.5' 5' 10' 15'
DSF Number	10H3A
Set Type	PR
Date Issued	12/21/2011
Sheet Number	C 103

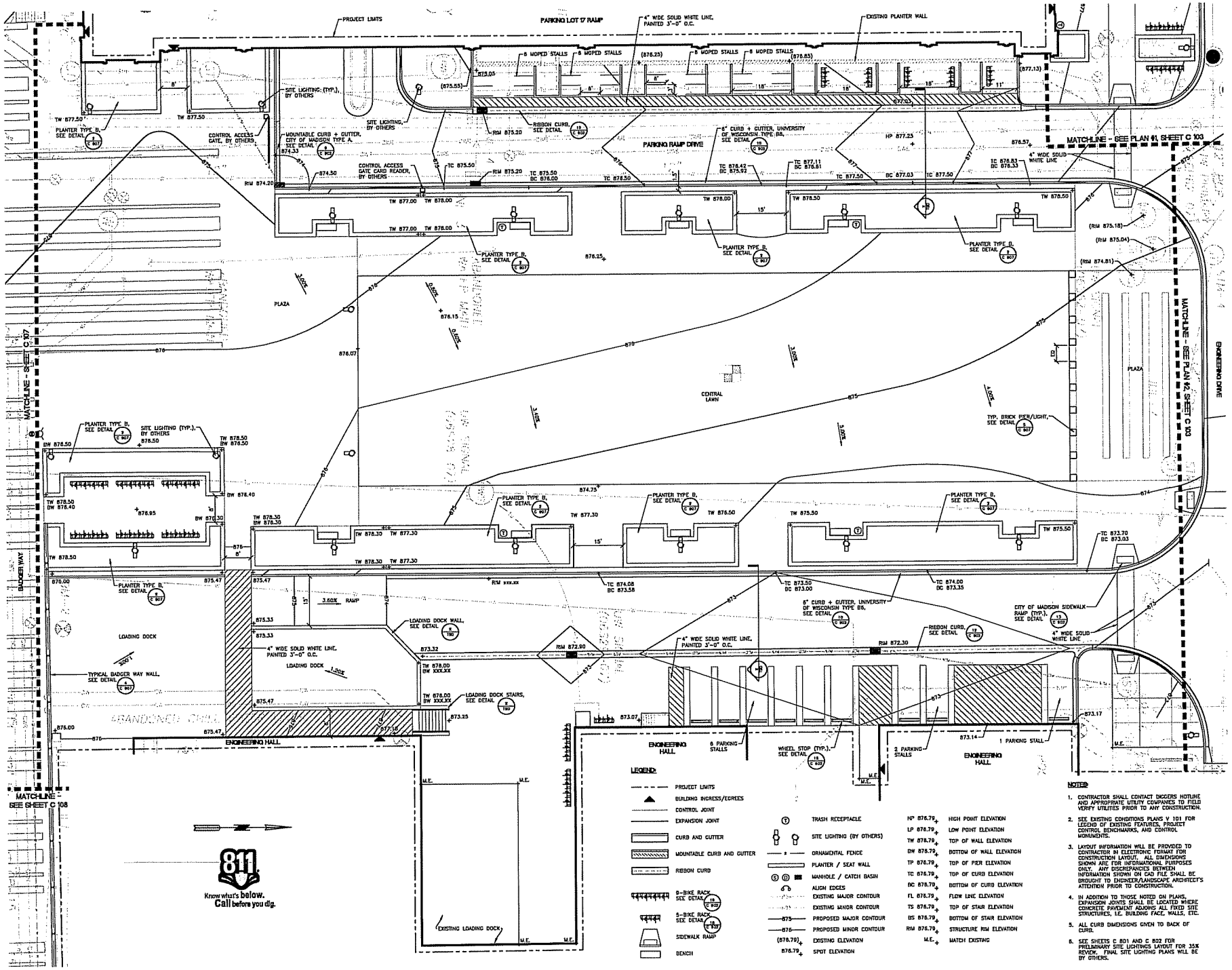

BERNERS SCHOBER

VOA

JJR
JJR, LLC
620 W WILLIAMSON STREET
MADISON, WI 53703
608.251.1177 T
608.251.8147 F
www.jjr-llc.com

State of Wisconsin
Department of Administration
Division of State Facilities
1440 MONROE ST.
MADISON, WI 53711

Project Title:
STUDENT ATHLETE PERFORMANCE CENTER
McCLAIN CENTER REMODELING
University of Wisconsin - Madison
Madison, Wisconsin

Sheet Title:
Site Layout and Grading Plan

Revisions:

No.	Date	Description
	02/08/12	Plan Commission

Graphic Scale: 0' 2.5' 5' 10' 15'

DSF Number	10H3A
Set Type	PR
Date Issued	12/21/2011
Sheet Number	C 104

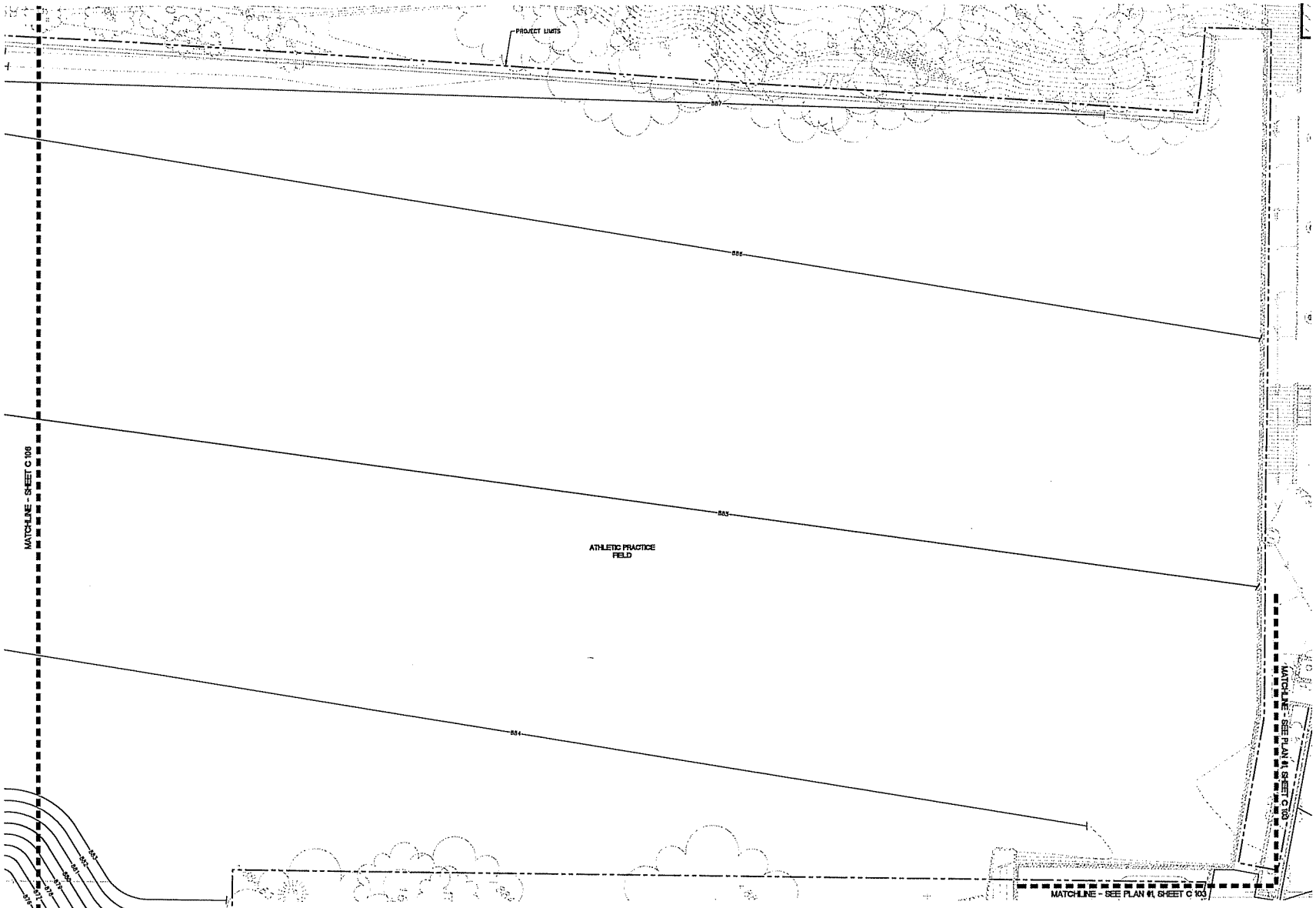

LEGEND:

- PROJECT LIMITS
- BUILDING INGRESS/EGRESS
- CONTROL JOINT
- EXPANSION JOINT
- CURB AND GUTTER
- MOUNTABLE CURB AND GUTTER
- RIBBON CURB
- 5-BIKE RACK SEE DETAIL 18 / C 903
- SIDEWALK RAMP
- BENCH
- TRASH RECEPTACLE
- SITE LIGHTING (BY OTHERS)
- ORNAMENTAL FENCE
- PLANTER / SEAT WALL
- MANHOLE / CATCH BASIN
- ALIGN EDGES
- 9-BIKE RACK SEE DETAIL 18 / C 903
- EXISTING MAJOR CONTOUR
- EXISTING MINOR CONTOUR
- 875 PROPOSED MAJOR CONTOUR
- 876 PROPOSED MINOR CONTOUR
- (876.79) EXISTING ELEVATION
- 876.79 SPOT ELEVATION
- HP 876.79 HIGH POINT ELEVATION
- LP 876.79 LOW POINT ELEVATION
- TW 876.79 TOP OF WALL ELEVATION
- BW 876.79 BOTTOM OF WALL ELEVATION
- TP 876.79 TOP OF PIER ELEVATION
- TC 876.79 TOP OF CURB ELEVATION
- BC 876.79 BOTTOM OF CURB ELEVATION
- FL 876.79 FLOW LINE ELEVATION
- TS 876.79 TOP OF STAIR ELEVATION
- BS 876.79 BOTTOM OF STAIR ELEVATION
- RIM 876.79 STRUCTURE RIM ELEVATION
- M.E. MATCH EXISTING

NOTES:

1. CONTRACTOR SHALL CONTACT DIGGERS HOTLINE AND APPROPRIATE UTILITY COMPANIES TO FIELD VERIFY UTILITIES PRIOR TO ANY CONSTRUCTION.
2. SEE EXISTING CONDITIONS PLANS V 101 FOR LEGEND OF EXISTING FEATURES, PROJECT CONTROL BENCHMARKS, AND CONTROL MONUMENTS.
3. LAYOUT INFORMATION WILL BE PROVIDED TO CONTRACTOR IN ELECTRONIC FORMAT FOR CONSTRUCTION LAYOUT. ALL DIMENSIONS SHOWN ARE FOR INFORMATIONAL PURPOSES ONLY. ANY DISCREPANCIES BETWEEN INFORMATION SHOWN ON CAD FILE SHALL BE BROUGHT TO ENGINEER/LANDSCAPE ARCHITECT'S ATTENTION PRIOR TO CONSTRUCTION.
4. IN ADDITION TO THOSE NOTED ON PLANS, EXPANSION JOINTS SHALL BE LOCATED WHERE CONCRETE PAVEMENT ADJOINS ALL FIXED SITE STRUCTURES, I.E. BUILDING FACE, WALLS, ETC.
5. ALL CURB DIMENSIONS GIVEN TO BACK OF CURB.
6. SEE SHEETS C 801 AND C 802 FOR PRELIMINARY SITE LIGHTINGS LAYOUT FOR 35% REVIEW. FINAL SITE LIGHTING PLANS WILL BE BY OTHERS.

811 Know what's below. Call before you dig.

BERNERS SCHOBER

JJR, LLC
428 W WILSON STREET
MADISON, WI 53703
608.251.1177 T
608.251.8147 F
www.jjr-llc.com

State of Wisconsin
Department of Administration
Division of State Facilities
1440 MONROE ST.
MADISON, WI 53711

Project Title:
STUDENT ATHLETE PERFORMANCE CENTER
McCLAIN CENTER REMODELING
University of Wisconsin - Madison
Madison, Wisconsin

Sheet Title:
Site Layout and Grading Plan

Revisions:

No.	Date	Description
	02/08/12	Plan Commission

Graphic Scale	0' 2.5' 5' 10' 15'
DSF Number	10H3A
Set Type	PR
Date Issued	12/21/2011
Sheet Number	C 105

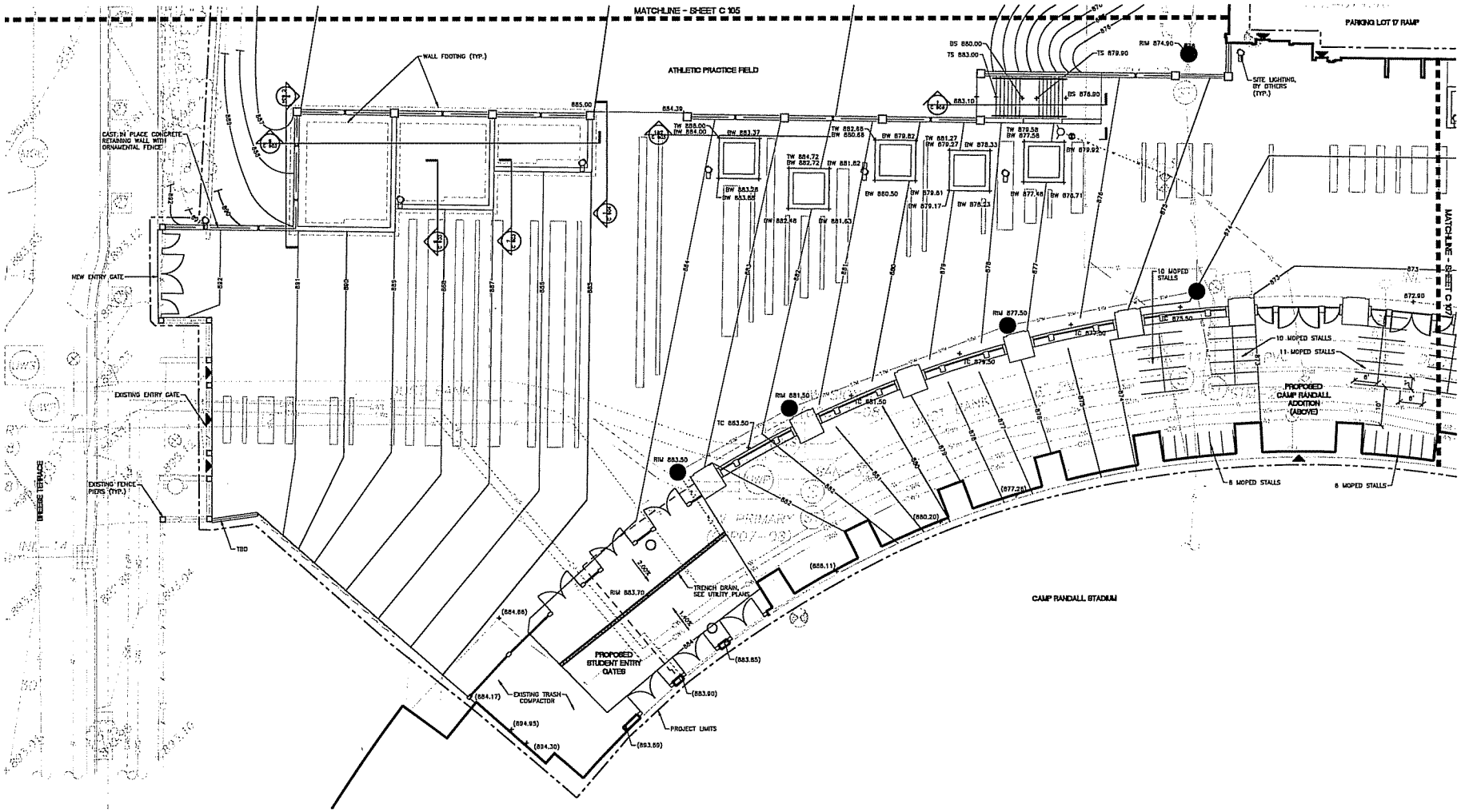

LEGEND:

- PROJECT LIMITS
- BUILDING INGRESS/EGRESS
- CONTROL JOINT
- EXPANSION JOINT
- CURB AND GUTTER
- MOUNTABLE CURB AND GUTTER
- RIBBON CURB
- 9-BIKE RACK SEE DETAIL 18/C 802
- 5-BIKE RACK SEE DETAIL 18/C 802
- SIDEWALK RAMP
- BENCH
- TRASH RECEPTACLE
- SITE LIGHTING (BY OTHERS)
- ORNAMENTAL FENCE
- PLANTER / SEAT WALL
- MANHOLE / CATCH BASIN
- ALIGN EDGES

- EXISTING MAJOR CONTOUR
- EXISTING MINOR CONTOUR
- 875 PROPOSED MAJOR CONTOUR
- 876 PROPOSED MINOR CONTOUR
- (876.79) EXISTING ELEVATION
- 876.79 SPOT ELEVATION
- HP 876.79 HIGH POINT ELEVATION
- LP 876.79 LOW POINT ELEVATION
- TW 876.79 TOP OF WALL ELEVATION
- BW 876.79 BOTTOM OF WALL ELEVATION
- TP 876.79 TOP OF PIER ELEVATION
- TC 876.79 TOP OF CURB ELEVATION
- BC 876.79 BOTTOM OF CURB ELEVATION
- FL 876.79 FLOW LINE ELEVATION
- TS 876.79 TOP OF STAIR ELEVATION
- BS 876.79 BOTTOM OF STAIR ELEVATION
- RIM 876.79 STRUCTURE RIM ELEVATION
- M.E. MATCH EXISTING

NOTES:

1. CONTRACTOR SHALL CONTACT DIGGERS HOTLINE AND APPROPRIATE UTILITY COMPANIES TO FIELD VERIFY UTILITIES PRIOR TO ANY CONSTRUCTION.
2. SEE EXISTING CONDITIONS PLANS V 101 FOR LEGEND OF EXISTING FEATURES, PROJECT CONTROL BENCHMARKS, AND CONTROL MONUMENTS.
3. LAYOUT INFORMATION WILL BE PROVIDED TO CONTRACTOR IN ELECTRONIC FORMAT FOR CONSTRUCTION LAYOUT. ALL DIMENSIONS SHOWN ARE FOR INFORMATIONAL PURPOSES ONLY. ANY DISCREPANCIES BETWEEN INFORMATION SHOWN ON CAD FILE SHALL BE BROUGHT TO ENGINEER/LANDSCAPE ARCHITECT'S ATTENTION PRIOR TO CONSTRUCTION.
4. IN ADDITION TO THOSE NOTED ON PLANS, EXPANSION JOINTS SHALL BE LOCATED WHERE CONCRETE PAVEMENT ADJOINS ALL FIXED SITE STRUCTURES, I.E. BUILDING FACE, WALLS, ETC.
5. ALL CURB DIMENSIONS GIVEN TO BACK OF CURB.
6. SEE SHEETS C 801 AND C 802 FOR PRELIMINARY SITE LIGHTINGS LAYOUT FOR 35% REVIEW. FINAL SITE LIGHTING PLANS WILL BE BY OTHERS.

Know what's below. Call before you dig.

BERNERS SCHOBER

SPORTPLAN

VOA

JJR
JJR LLC
626 WILLIAMSON STREET
MADISON, WI 53703
608.251.1177 T
608.251.6147 F
www.jjr-llc.com

State of Wisconsin
Department of Administration
Division of State Facilities
1440 MONROE ST.
MADISON, WI 53711

Project Title:
STUDENT ATHLETE PERFORMANCE CENTER
McCLAIN CENTER REMODELING
University of Wisconsin - Madison
Madison, Wisconsin

Sheet Title:
Site Layout and Grading Plan

Revisions:

No.	Date	Description
	12/20/11	Plan Commission

Graphic Scale	0' 2.5' 5' 10' 15'
DSF Number	10H3A
Set Type	PR
Date Issued	12/21/2011
Sheet Number	C 106

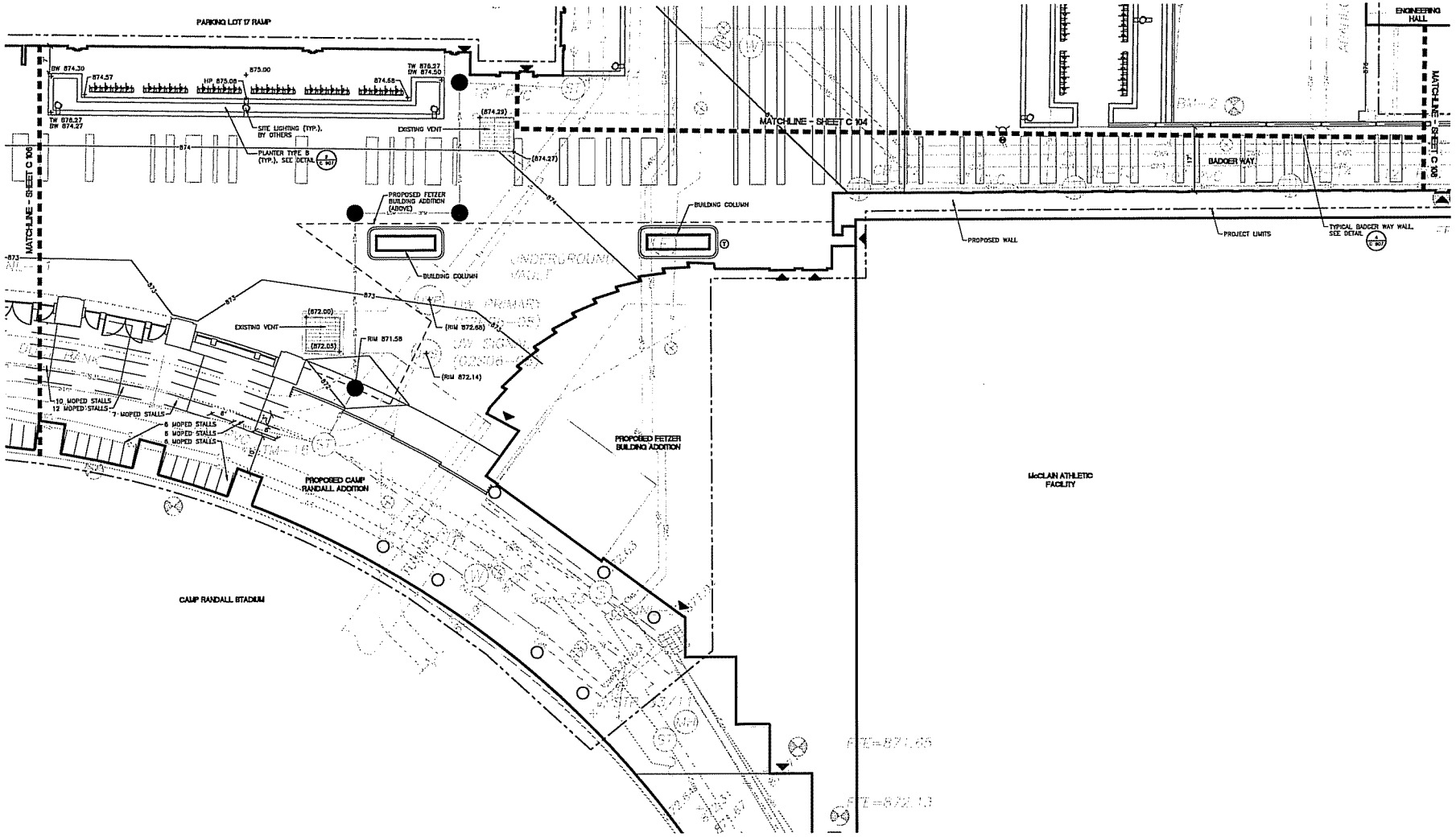

LEGEND:

- PROJECT LIMITS
- BUILDING INGRESS/EGRESS
- CONTROL JOINT
- EXPANSION JOINT
- CURB AND GUTTER
- MOUNTABLE CURB AND GUTTER
- RIBBON CURB
- 9-BIKE RACK, SEE DETAIL
- 5-BIKE RACK, SEE DETAIL
- SIDEWALK RAMP
- BENCH
- TRASH RECEPTACLE
- SITE LIGHTING (BY OTHERS)
- ORNAMENTAL FENCE
- PLANTER / SEAT WALL
- MANHOLE / CATCH BASIN
- ALIGN EDGES
- EXISTING MAJOR CONTOUR
- EXISTING MINOR CONTOUR
- 875 PROPOSED MAJOR CONTOUR
- 876 PROPOSED MINOR CONTOUR
- (878.79) EXISTING ELEVATION
- 878.79 SPOT ELEVATION
- HP 878.79 HIGH POINT ELEVATION
- LP 878.79 LOW POINT ELEVATION
- TW 878.79 TOP OF WALL ELEVATION
- BW 878.79 BOTTOM OF WALL ELEVATION
- TP 878.79 TOP OF PIER ELEVATION
- TC 878.79 TOP OF CURB ELEVATION
- BC 878.79 BOTTOM OF CURB ELEVATION
- FL 878.79 FLOW LINE ELEVATION
- TS 878.79 TOP OF STAIR ELEVATION
- BS 878.79 BOTTOM OF STAIR ELEVATION
- RIM 878.79 STRUCTURE RIM ELEVATION
- M.E. MATCH EXISTING

NOTES:

1. CONTRACTOR SHALL CONTACT DIGGERS HOTLINE AND APPROPRIATE UTILITY COMPANIES TO FIELD VERIFY UTILITIES PRIOR TO ANY CONSTRUCTION.
2. SEE EXISTING CONDITIONS PLANS V 101 FOR LEGEND OF EXISTING FEATURES, PROJECT CONTROL BENCHMARKS, AND CONTROL MONUMENTS.
3. LAYOUT INFORMATION WILL BE PROVIDED TO CONTRACTOR IN ELECTRONIC FORMAT FOR CONSTRUCTION LAYOUT. ALL DIMENSIONS SHOWN ARE FOR INFORMATIONAL PURPOSES ONLY. ANY DISCREPANCIES BETWEEN INFORMATION SHOWN ON CAD FILE SHALL BE BROUGHT TO ENGINEER/LANDSCAPE ARCHITECT'S ATTENTION PRIOR TO CONSTRUCTION.
4. IN ADDITION TO THOSE NOTED ON PLANS, EXPANSION JOINTS SHALL BE LOCATED WHERE CONCRETE PAVEMENT ADJOINS ALL FIXED SITE STRUCTURES, I.E. BUILDING FACE, WALLS, ETC.
5. ALL CURB DIMENSIONS GIVEN TO BACK OF CURB.
6. SEE SHEETS C 801 AND C 802 FOR PRELIMINARY SITE LIGHTINGS LAYOUT FOR 35% REVIEW. FINAL SITE LIGHTING PLANS WILL BE BY OTHERS.

Know what's below. Call before you dig.

BERNERS SCHOBER

Site Plan

VOA

JJR

JJR, LLC
625 WILLIAMSON STREET
MADISON, WI 53703
608.251.1177 T
608.251.8147 F
www.jjr-u.com

State of Wisconsin
Department of Administration
Division of State Facilities

1440 MONROE ST.
MADISON, WI 53711

Project Title:
STUDENT ATHLETE PERFORMANCE CENTER
McCLAIN CENTER REMODELING
University of Wisconsin - Madison
Madison, Wisconsin

Sheet Title:
Site Layout and Grading Plan

Revisions:

No.	Date	Description
	02/08/12	Plan Correction

Graphic Scale 0' 2.5' 5' 10' 15'

BSF Number	10H3A
Set Type	PR
Date Issued	12/21/2011
Sheet Number	C 107

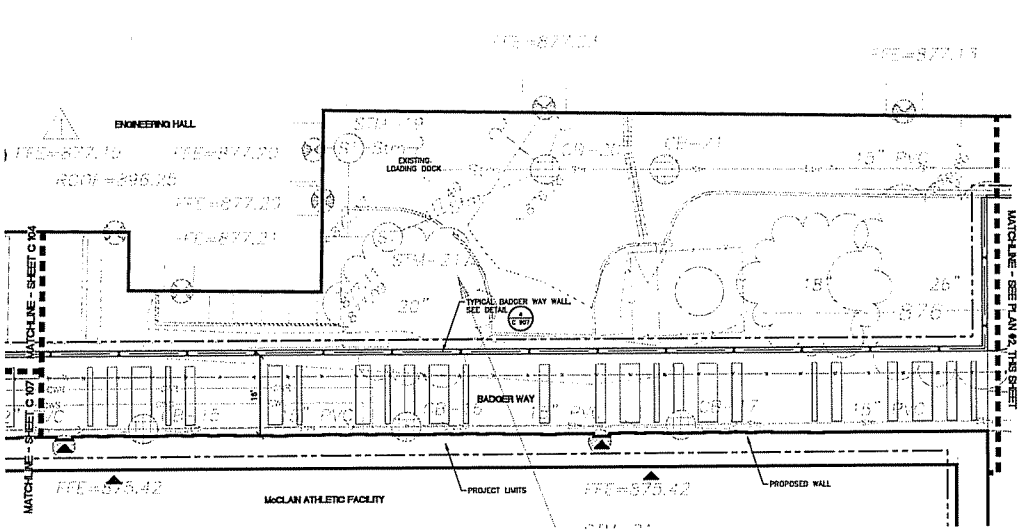

1 SITE LAYOUT PLAN #1

SCALE: 1"=10'-0"

LEGEND:

- PROJECT LIMITS
- BUILDING INGRESS/EGRESS
- CONTROL JOINT
- EXPANSION JOINT
- CURB AND GUTTER
- MOUNTABLE CURB AND GUTTER
- RIBBON CURB
- 8-BIKE RACK, SEE DETAIL
- 5-BIKE RACK, SEE DETAIL
- SIDEWALK RAMP
- BENCH
- TRASH RECEPTACLE
- SITE LIGHTING (BY OTHERS)
- ORNAMENTAL FENCE
- PLANTER / SEAT WALL
- MANHOLE / CATCH BASIN
- ALIGN EDGES
- EXISTING MAJOR CONTOUR
- EXISTING MINOR CONTOUR
- 875 PROPOSED MAJOR CONTOUR
- 876 PROPOSED MINOR CONTOUR
- (878.79) EXISTING ELEVATION
- 878.79 SPOT ELEVATION
- HP 878.79 HIGH POINT ELEVATION
- LP 878.79 LOW POINT ELEVATION
- TW 878.79 TOP OF WALL ELEVATION
- BW 878.79 BOTTOM OF WALL ELEVATION
- TP 878.79 TOP OF PIER ELEVATION
- TC 878.79 TOP OF CURB ELEVATION
- BC 878.79 BOTTOM OF CURB ELEVATION
- FL 878.79 FLOW LINE ELEVATION
- TS 878.79 TOP OF STAIR ELEVATION
- BS 878.79 BOTTOM OF STAIR ELEVATION
- RIM 878.79 STRUCTURE RIM ELEVATION
- M.E. MATCH EXISTING

NOTES:

1. CONTRACTOR SHALL CONTACT DIGGERS HOTLINE AND APPROPRIATE UTILITY COMPANIES TO FIELD VERIFY UTILITIES PRIOR TO ANY CONSTRUCTION.
2. SEE EXISTING CONDITIONS PLANS V 101 FOR LEGEND OF EXISTING FEATURES, PROJECT CONTROL BENCHMARKS, AND CONTROL MONUMENTS.
3. LAYOUT INFORMATION WILL BE PROVIDED TO CONTRACTOR IN ELECTRONIC FORMAT FOR CONSTRUCTION LAYOUT. ALL DIMENSIONS SHOWN ARE FOR INFORMATIONAL PURPOSES ONLY. ANY DISCREPANCIES BETWEEN INFORMATION SHOWN ON CAD FILE SHALL BE BROUGHT TO ENGINEER/LANDSCAPE ARCHITECT'S ATTENTION PRIOR TO CONSTRUCTION.
4. IN ADDITION TO THOSE NOTED ON PLANS, EXPANSION JOINTS SHALL BE LOCATED WHERE CONCRETE PAVEMENT ADJOINS ALL FIXED SITE STRUCTURES, I.E. BUILDING FACE, WALLS, ETC.
5. ALL CURB DIMENSIONS GIVEN TO BACK OF CURB.
6. SEE SHEETS C 801 AND C 802 FOR PRELIMINARY SITE LIGHTINGS LAYOUT FOR 35% REVIEW. FINAL SITE LIGHTING PLANS WILL BE BY OTHERS.

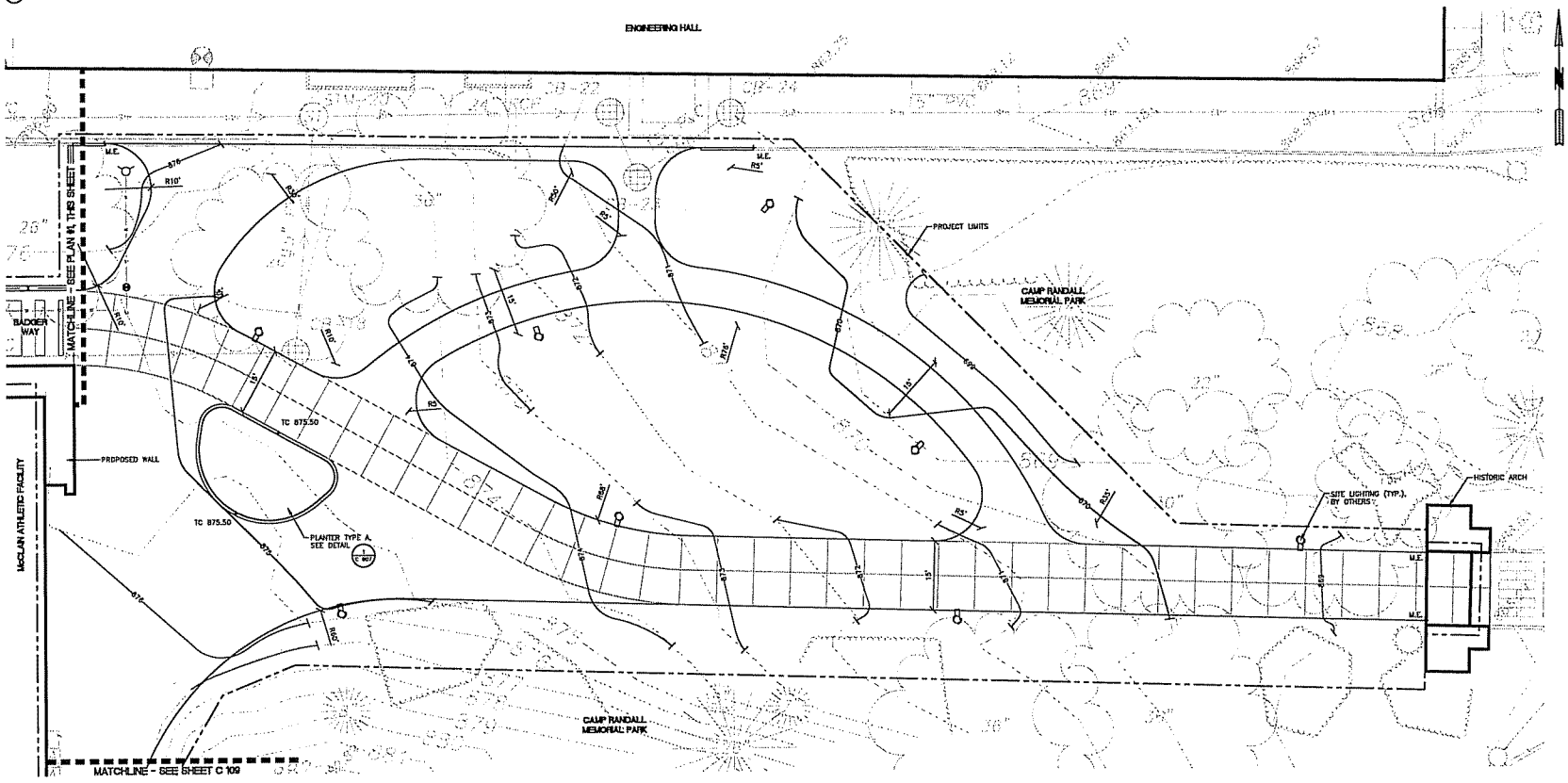

1 SITE LAYOUT PLAN #2

SCALE: 1"=10'-0"

Know what's below. Call before you dig.

BERNERS SCHOBER

JJR

JJR, LLC
635 WILLIAMSON STREET
MADISON, WI 53703
608.251.1177 T
608.251.8147 F

State of Wisconsin
Department of Administration
Division of State Facilities

1440 MONROE ST.
MADISON, WI 53711

Project Title:
STUDENT ATHLETE PERFORMANCE CENTER
McCLAIN CENTER REMODELING
University of Wisconsin - Madison
Madison, Wisconsin

Sheet Title:
Site Layout and Grading Plan

Revisions:

No.	Date	Description
	02/08/12	Plan Correction

Graphic Scale	0' 2.5' 5' 10' 15'
DSF Number	10H3A
Set Type	PR
Date Issued	12/21/2011
Sheet Number	C 108

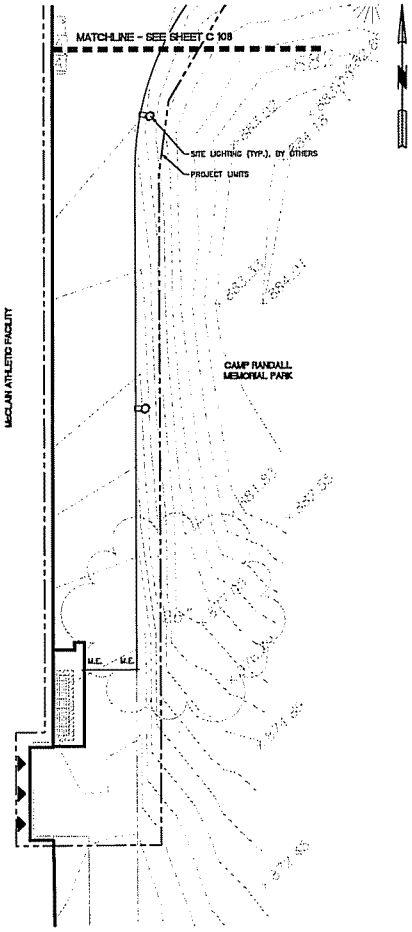

1 SITE LAYOUT PLAN #1

SCALE: 1"=10'-0"

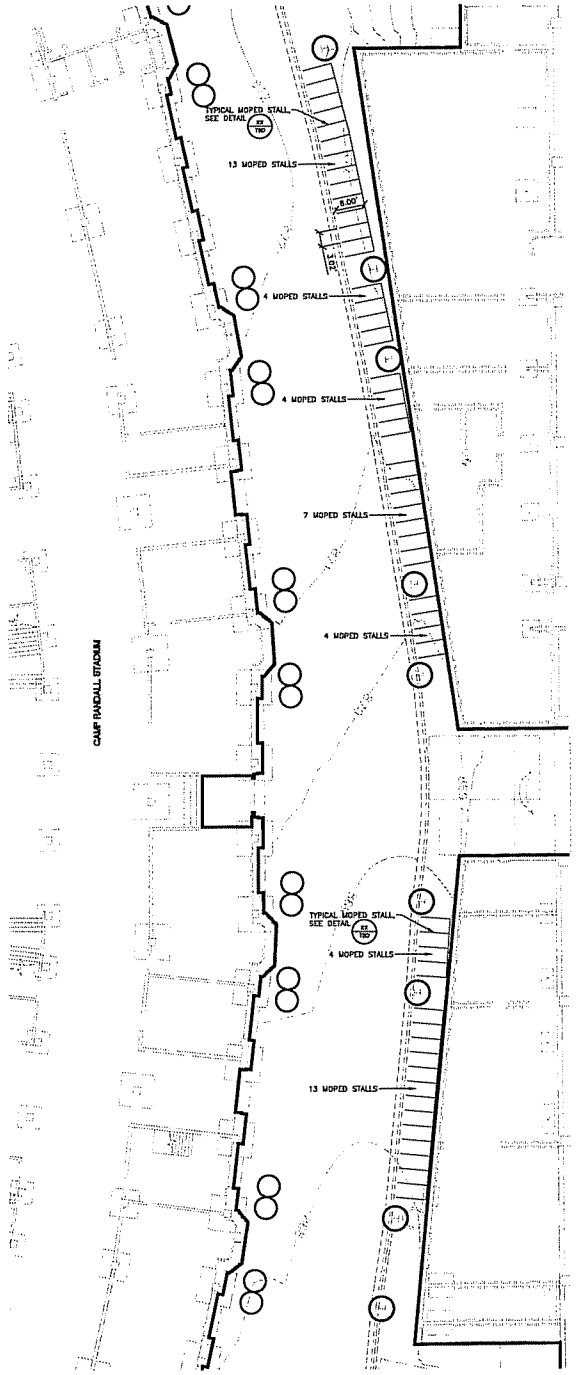

2 SITE LAYOUT PLAN #2

SCALE: 1"=10'-0"

LEGEND:

- PROJECT LIMITS
- BUILDING INGRESS/EGRESS
- CONTROL JOINT
- EXPANSION JOINT
- CURB AND GUTTER
- MOUNTABLE CURB AND GUTTER
- RIBBON CURB
- 9-BIKE RACK SEE DETAIL
- 5-BIKE RACK SEE DETAIL
- SIDEWALK RAMP
- BENCH
- TRASH RECEPTACLE
- SITE LIGHTING (BY OTHERS)
- ORNAMENTAL FENCE
- PLANTER / SEAT WALL
- MANHOLE / CATCH BASIN
- ALIGN EDGES
- EXISTING MAJOR CONTOUR
- EXISTING MINOR CONTOUR
- 875 PROPOSED MAJOR CONTOUR
- 876 PROPOSED MINOR CONTOUR
- (878.79) EXISTING ELEVATION
- 878.79 SPOT ELEVATION
- HP 878.79 HIGH POINT ELEVATION
- LP 878.79 LOW POINT ELEVATION
- TW 878.79 TOP OF WALL ELEVATION
- BW 878.79 BOTTOM OF WALL ELEVATION
- TP 878.79 TOP OF PIER ELEVATION
- TC 878.79 TOP OF CURB ELEVATION
- BC 878.79 BOTTOM OF CURB ELEVATION
- FL 878.79 FLOW LINE ELEVATION
- TS 878.79 TOP OF STAIR ELEVATION
- BS 878.79 BOTTOM OF STAIR ELEVATION
- RIM 878.79 STRUCTURE RIM ELEVATION
- M.E. MATCH EXISTING

NOTES:

1. CONTRACTOR SHALL CONTACT DIGGERS HOTLINE AND APPROPRIATE UTILITY COMPANIES TO FIELD VERIFY UTILITIES PRIOR TO ANY CONSTRUCTION.
2. SEE EXISTING CONDITIONS PLANS V 101 FOR LEGEND OF EXISTING FEATURES, PROJECT CONTROL BENCHMARKS, AND CONTROL MONUMENTS.
3. LAYOUT INFORMATION WILL BE PROVIDED TO CONTRACTOR IN ELECTRONIC FORMAT FOR CONSTRUCTION LAYOUT. ALL DIMENSIONS SHOWN ARE FOR INFORMATIONAL PURPOSES ONLY. ANY DISCREPANCIES BETWEEN INFORMATION SHOWN ON CAD FILE SHALL BE BROUGHT TO ENGINEER/LANDSCAPE ARCHITECT'S ATTENTION PRIOR TO CONSTRUCTION.
4. IN ADDITION TO THOSE NOTED ON PLANS, EXPANSION JOINTS SHALL BE LOCATED WHERE CONCRETE PAVEMENT ADJOINS ALL FIXED SITE STRUCTURES, I.E. BUILDING FACE, WALLS, ETC.
5. ALL CURB DIMENSIONS GIVEN TO BACK OF CURB.
6. SEE SHEETS C 801 AND C 802 FOR PRELIMINARY SITE LIGHTINGS LAYOUT FOR 35% REVIEW. FINAL SITE LIGHTING PLANS WILL BE BY OTHERS.

KEY PLAN - NOT TO SCALE

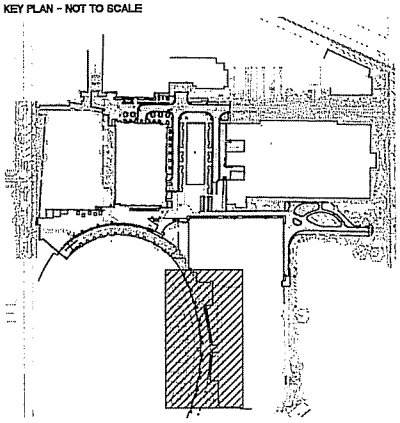

811 Know what's below. Call before you dig.

BERNERS SCHOBER

VOA

JJR

JJR, LLC
625 WILLIAMSON STREET
MADISON, WI 53703
608.251.1177 T
608.251.8147 F
www.jjr-llc.com

State of Wisconsin
Department of Administration
Division of State Facilities
1440 MONROE ST.
MADISON, WI 53711

Project Title:
STUDENT ATHLETE PERFORMANCE CENTER
McCLAIN CENTER REMODELING
University of Wisconsin - Madison
Madison, Wisconsin

Sheet Title:
Site Layout and Grading Plan

Revisions:

No.	Date	Description
	02/08/12	Plan Correlation

Graphic Scale 0' 2.5' 5' 10' 15'

DSF Number 10H3A

Set Type PR

Date Issued 12/21/2011

Sheet Number C 109

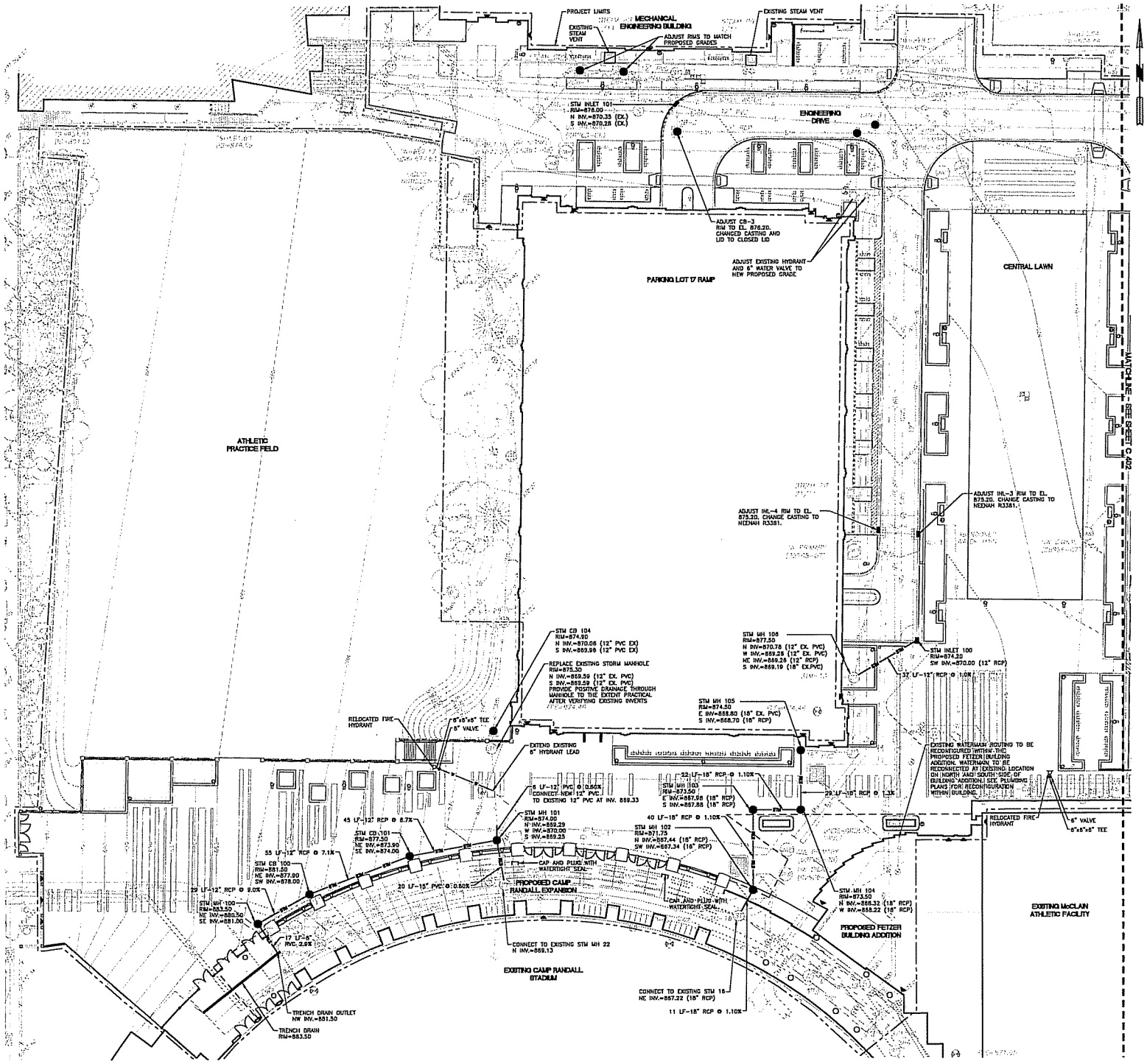

LEGEND:

- PROJECT LIMITS
- STORM PIPE
- SANITARY PIPE
- WATER PIPE
- STORM/SANITARY MANHOLE
- STORM INLET
- FIRE HYDRANT
- WATER VALVE

NOTES:

1. CONTRACTOR SHALL CONTACT DIGGERS HOTLINE AND APPROPRIATE UTILITY COMPANIES TO FILED VERIFY UTILITIES PRIOR TO ANY CONSTRUCTION.
2. SEE EXISTING CONDITIONS PLANS V 101 FOR LEGEND OF EXISTING FEATURES, PROJECT CONTROL BENCHMARKS, AND CONTROL MONUMENTS.
3. SEE SHEETS C 103 – C 109 FOR LAYOUT INFORMATION.

811 Know what's below. Call before you dig.

BERNERS SCHOBER

VOA

JJR
JJR, LLC
625 W EDMUNDSON STREET
MADISON, WI 53703
608 251 1177 T
608 251 8747 F
www.jjr-llc.com

State of Wisconsin
Department of Administration
Division of State Facilities
1440 MONROE ST.
MADISON, WI 53711

Project Title: STUDENT ATHLETE PERFORMANCE CENTER
McCLAIN CENTER REMODELING
University of Wisconsin – Madison
Madison, Wisconsin

Sheet Title: Site Utility Plan

Revisions:

No.	Date	Description
	02/06/12	Plan Corrections

Graphic Scale	0' 5' 10' 20' 30'
DSF Number	10H3A
Set Type	PR
Date Issued	12/21/2011
Sheet Number	C 401

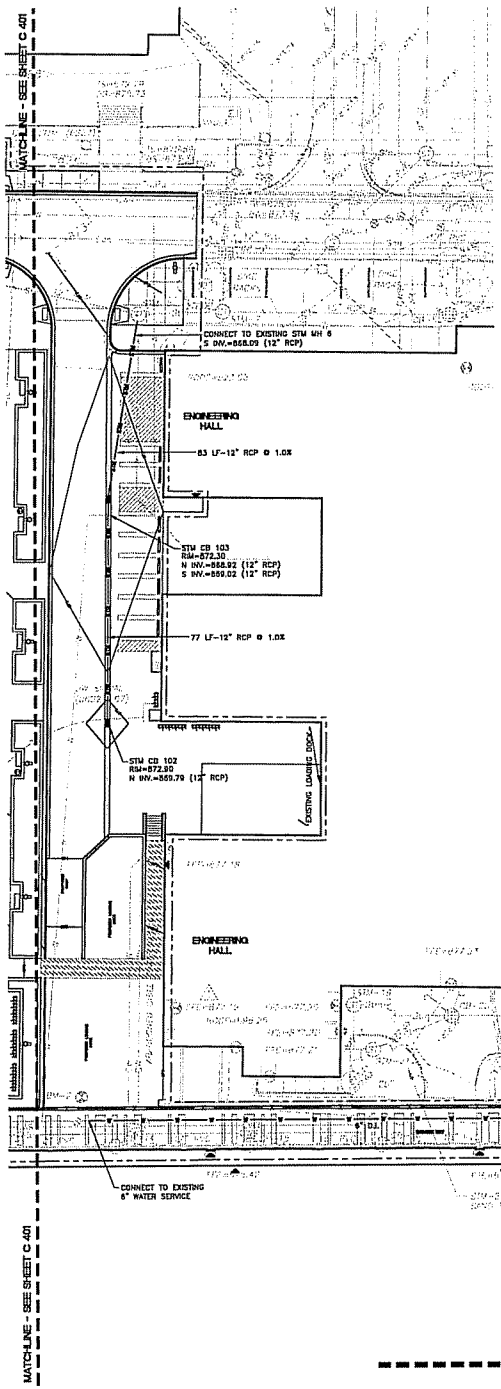

1 UTILITY PLAN #1

SCALE: 1"=20'-0"

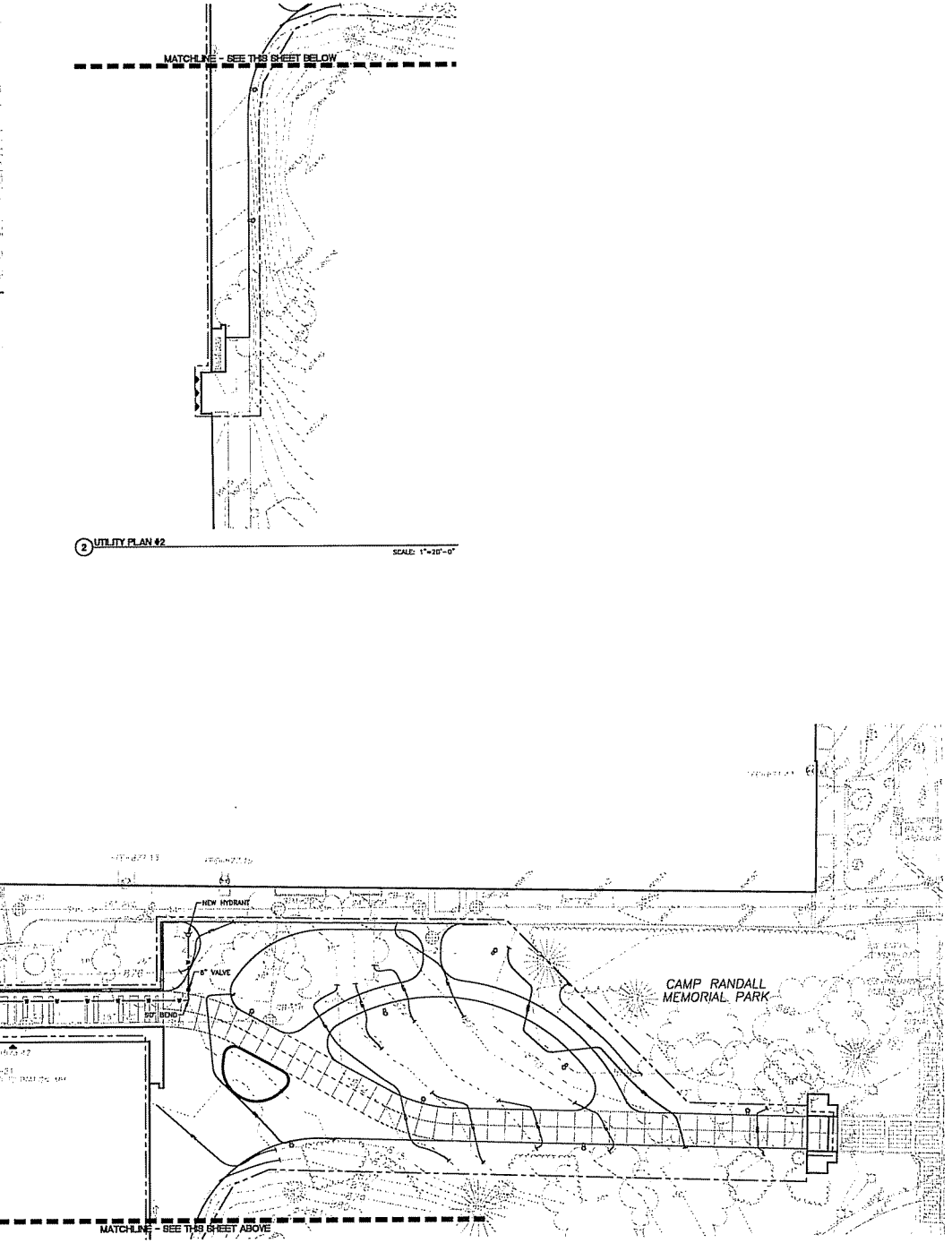

2 UTILITY PLAN #2

SCALE: 1"=20'-0"

LEGEND:

- PROJECT LIMITS
- STORM PIPE
- SANITARY PIPE
- WATER PIPE
- STORM/SANITARY MANHOLE
- STORM INLET
- FIRE HYDRANT
- WATER VALVE

NOTES:

1. CONTRACTOR SHALL CONTACT DIGGERS HOTLINE AND APPROPRIATE UTILITY COMPANIES TO FIELD VERIFY UTILITIES PRIOR TO ANY CONSTRUCTION.
2. SEE EXISTING CONDITIONS PLANS V 101 FOR LEGEND OF EXISTING FEATURES, PROJECT CONTROL BENCHMARKS, AND CONTROL MONUMENTS.
3. SEE SHEETS C 103 – C 109 FOR LAYOUT INFORMATION.

Know what's below. Call before you dig.

BERNERS SCHOBER

VOA

JJR, LLC
625 W WILSON STREET
MADISON, WI 53703
P 608 251 1177 T
F 608 251 8101 F
www.jjr-us.com

State of Wisconsin
Department of Administration
Division of State Facilities
1440 MONROE ST.
MADISON, WI 53711

Project Title:
STUDENT ATHLETE PERFORMANCE CENTER
McCLAIN CENTER REMODELING
University of Wisconsin - Madison
Madison, Wisconsin

Sheet Title:
Site Utility Plan

Revisions:		
No.	Date	Description
	02/06/12	Plan Correction

Graphic Scale: 0' 5' 10' 20' 30'

DSF Number	10H3A
Set Type	PR
Date Issued	12/21/2011
Sheet Number	C 402

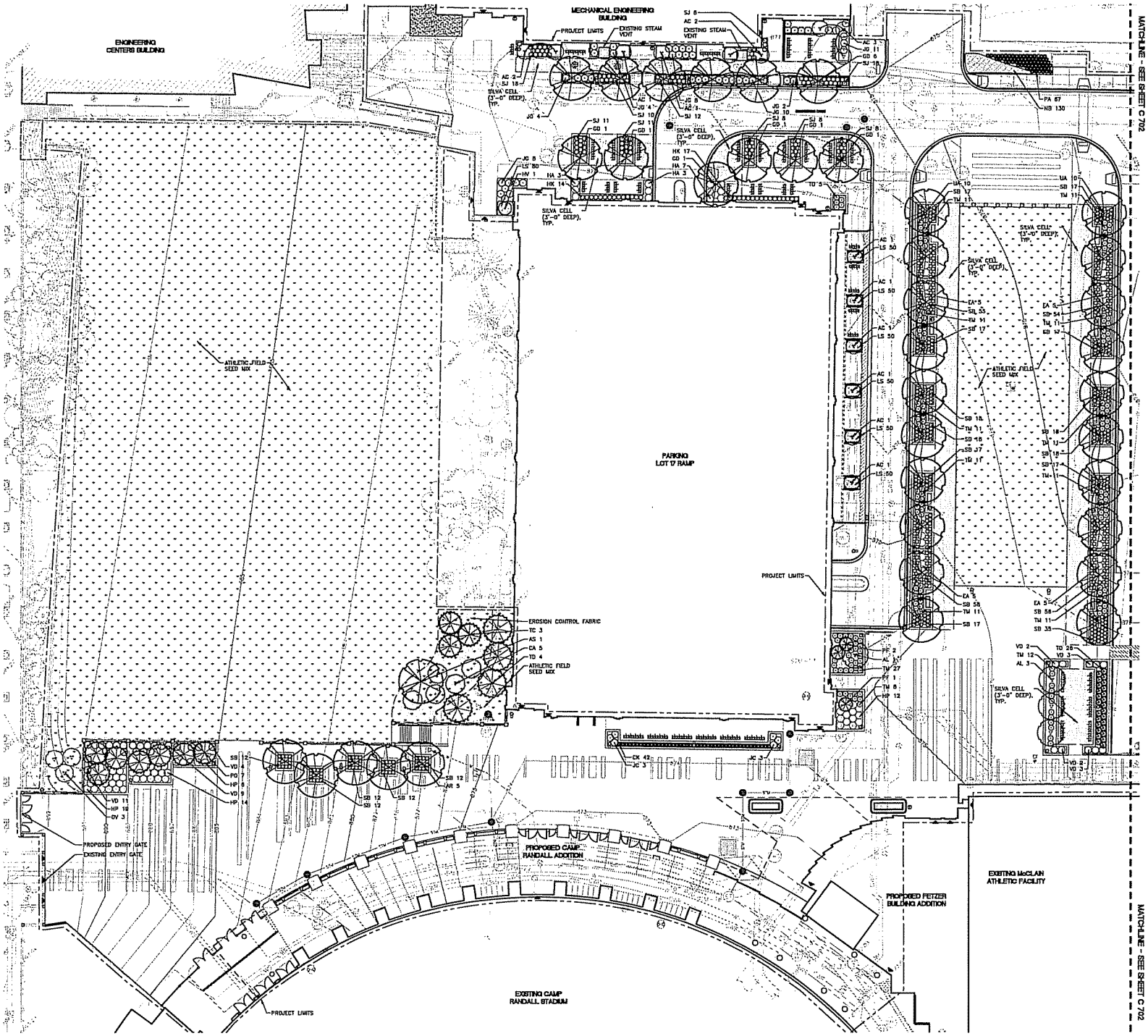

LANDSCAPE LEGEND

- PROJECT LIMITS
- ATHLETIC FIELD SEED MIX
- SOD
- PERENNIAL
- EROSION CONTROL FABRIC
- SHADE TREE
- ORNAMENTAL TREE
- CONIFEROUS TREE
- DECIDUOUS SHRUB
- CONIFEROUS SHRUB
- SILVA CELL (3'-0" DEEP)
- SITE LIGHTING (BY OTHERS)
- MANHOLE / CATCHBASIN

LANDSCAPE NOTES

1. PRIOR TO CONSTRUCTION ACTIVITIES, CONTRACTOR SHALL CALL DIGGERS HOTLINE TO LOCATE SITE UTILITIES.
2. SEE SHEET V 101 FOR PROJECT CONTROL AND LEGEND OF EXISTING FEATURES
3. SEE SHEET C 703 FOR PLANT LIST AND PLANTING DETAILS.

Know what's below. Call before you dig.

BERNERS SCHOBER

VOA

JJR
JJR LLC
626 W JOHNSON STREET
MADISON, WI 53703
608 251 1177 T
608 251 8147 F
www.jjr-llc.com

State of Wisconsin
Department of Administration
Division of State Facilities
1440 MONROE ST.
MADISON, WI 53711

Project Title:
STUDENT ATHLETE PERFORMANCE CENTER
McCLAIN CENTER REMODELING
University of Wisconsin - Madison
Madison, Wisconsin

Sheet Title:
Site Landscape Plan

Revisions:

No.	Date:	Description:
	02/06/12	Plan Correction

Graphic Scale	0' 5' 10' 20' 30'
DSF Number	10H3A
Set Type	PR
Date Issued	12/21/2011
Sheet Number	C 701

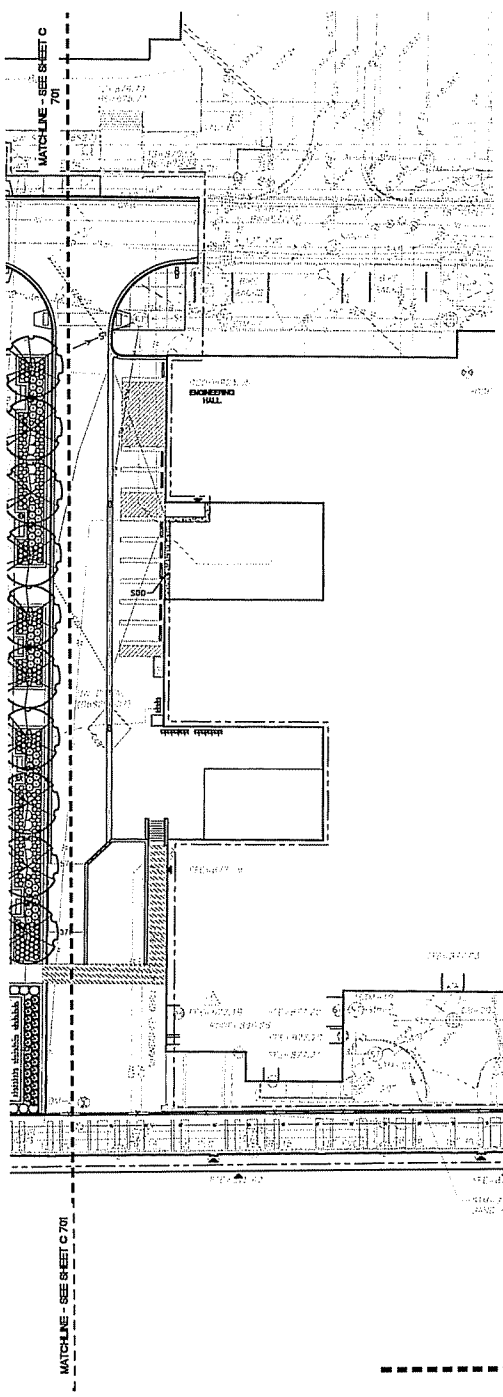

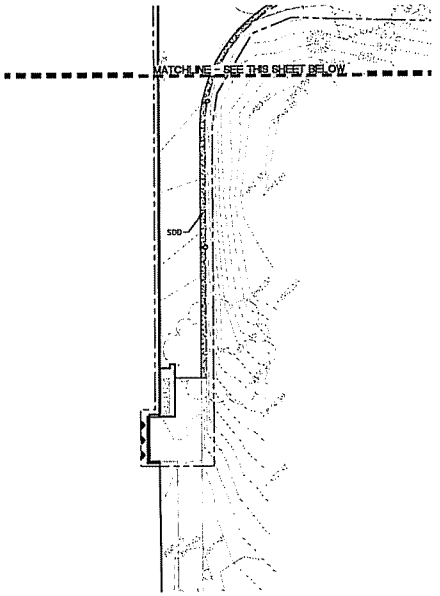

2 SITE LANDSCAPE PLAN #2

SCALE: 1"=20'-0"

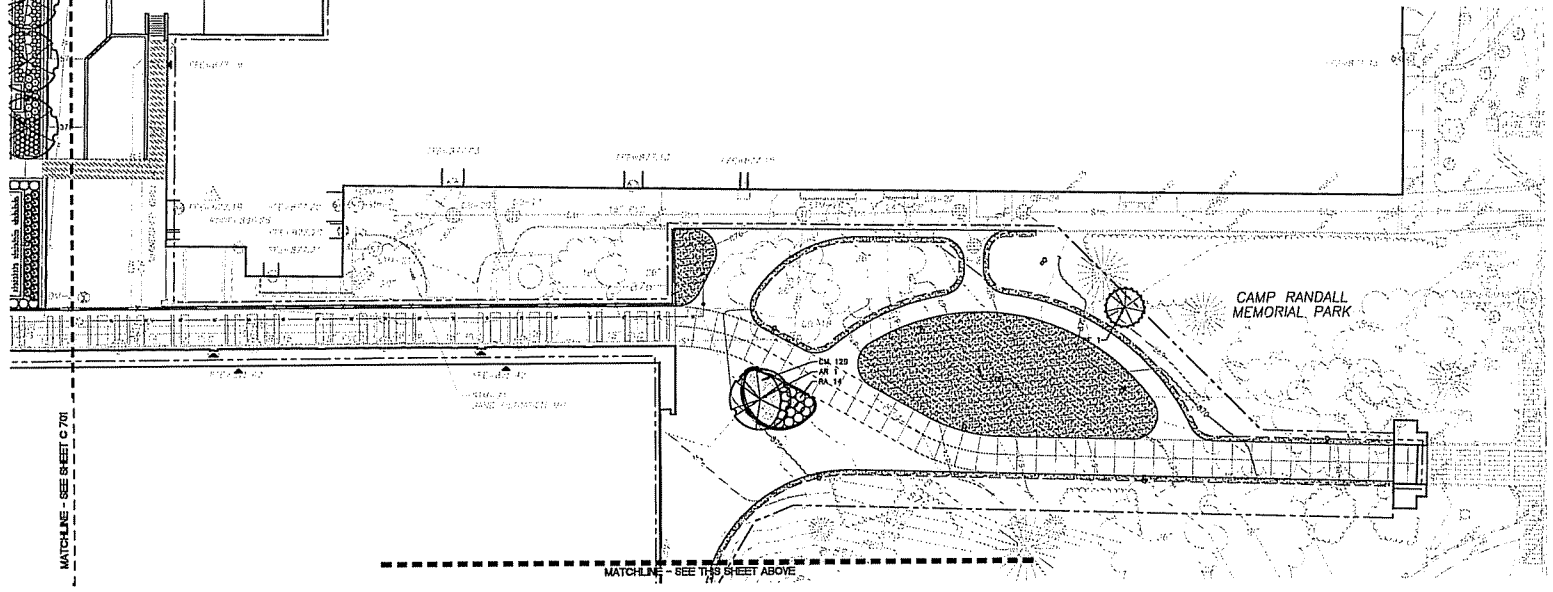

1 SITE LANDSCAPE PLAN #1

SCALE: 1"=20'-0"

LANDSCAPE LEGEND:

- PROJECT LIMITS
- ATHLETIC FIELD SEED MIX
- SOD
- PERENNIAL
- EROSION CONTROL FABRIC
- SHADE TREE
- ORNAMENTAL TREE
- CONIFEROUS TREE
- DECIDUOUS SHRUB
- CONIFEROUS SHRUB
- SILVA CELL (3'-0" DEEP)
- SITE LIGHTING (BY OTHERS)
- MANHOLE / CATCHBASIN

LANDSCAPE NOTES:

1. PRIOR TO CONSTRUCTION ACTIVITIES, CONTRACTOR SHALL CALL DIGGERS HOTLINE TO LOCATE SITE UTILITIES.
2. SEE SHEET V 101 FOR PROJECT CONTROL AND LEGEND OF EXISTING FEATURES
3. SEE SHEET C 703 FOR PLANT LIST AND PLANTING DETAILS.

811 Know what's below. Call before you dig.

BERNERS SCHOBER

VOA

JJR

JJR, LLC
625 WILLIAMSON STREET
MADISON, WI 53703
608.251.1177 T
608.251.8101 F
www.jjr-us.com

State of Wisconsin
Department of Administration
Division of State Facilities

1440 MONROE ST.
MADISON, WI 53711

Project Title:
STUDENT ATHLETE PERFORMANCE CENTER
McCLAIN CENTER REMODELING
University of Wisconsin - Madison
Madison, Wisconsin

Sheet Title:
Site Landscape Plan

Revisions:

No.	Date	Description
	03/08/12	Plan Correction

Graphic Scale	0' 5' 10' 20' 30'
DSF Number	10H3A
Set Type	PR
Date Issued	12/21/2011
Sheet Number	C 702

NOTES:

1. PLANT EACH TREE SUCH THAT THE TRUNK FLARE IS VISIBLE AT THE TOP OF THE ROOT BALL. DO NOT COVER THE TOP OF THE ROOT BALL WITH SOIL.
2. IF PLANT IS SHIPPED WITH A WIRE BASKET AROUND THE ROOT BALL, CUT THE WIRE BASKET AND REMOVE COMPLETELY FROM ROOT BALL. REMOVE TWINE, ROPE, AND BURLAP ENTIRELY FROM ROOT BALL.
3. DO NOT PLACE MULCH IN CONTACT WITH TRUNK.
4. PRUNE ONLY TO REMOVE DEAD OR BROKEN BRANCHES

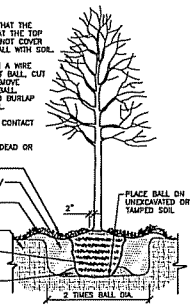

1 DECIDUOUS TREE PLANTING DETAIL
NOT TO SCALE

NOTES:

1. PLANT EACH TREE SUCH THAT THE TRUNK FLARE IS VISIBLE AT THE TOP OF THE ROOT BALL. DO NOT COVER THE TOP OF THE ROOT BALL WITH SOIL.
2. IF PLANT IS SHIPPED WITH A WIRE BASKET AROUND THE ROOT BALL, CUT THE WIRE BASKET AND REMOVE COMPLETELY FROM ROOT BALL. REMOVE TWINE, ROPE, AND BURLAP ENTIRELY FROM ROOT BALL.
3. DO NOT PLACE MULCH IN CONTACT WITH TRUNK.
4. PRUNE ONLY TO REMOVE DEAD OR BROKEN BRANCHES

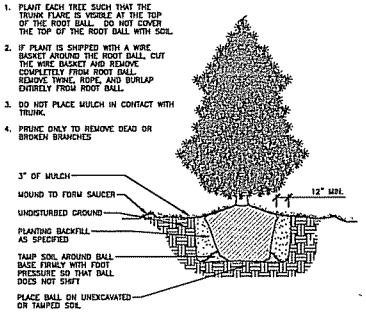

2 EVERGREEN TREE PLANTING DETAIL
NOT TO SCALE

NOTES:

1. PLANT EACH TREE SUCH THAT THE TRUNK FLARE IS VISIBLE AT THE TOP OF THE ROOT BALL. DO NOT COVER THE TOP OF THE ROOT BALL WITH SOIL.
2. IF PLANT IS SHIPPED WITH A WIRE BASKET AROUND THE ROOT BALL, CUT THE WIRE BASKET AND REMOVE COMPLETELY FROM ROOT BALL. REMOVE TWINE, ROPE, AND BURLAP ENTIRELY FROM ROOT BALL.
3. DO NOT PLACE MULCH IN CONTACT WITH TRUNK.
4. PRUNE ONLY TO REMOVE DEAD OR BROKEN BRANCHES

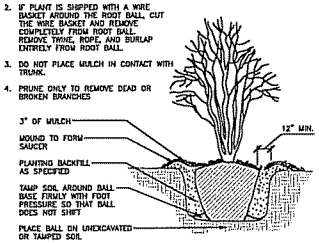

3 FLOWERING TREE PLANTING DETAIL
NOT TO SCALE

NOTES:

1. PLANT EACH SHRUB SUCH THAT THE ROOT COLLAR IS VISIBLE AT THE TOP OF THE ROOT BALL. DO NOT COVER THE TOP OF THE ROOT BALL WITH SOIL.
2. IF PLANT IS SHIPPED WITH A WIRE BASKET AROUND THE ROOT BALL, CUT THE WIRE BASKET AND REMOVE COMPLETELY FROM ROOT BALL. REMOVE TWINE, ROPE, AND BURLAP ENTIRELY FROM ROOT BALL.
3. DO NOT PLACE MULCH IN CONTACT WITH STEMS.

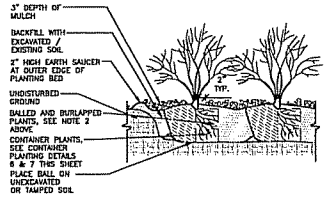

4 SHRUB PLANTING DETAIL
NOT TO SCALE

NOTES:

1. FOR 3 TO 10 GALLON CONTAINERS: MAKE 1" – 2" DEEP VERTICAL CUTS EVERY 8" AROUND THE CIRCUMFERENCE OF THE ROOT BALL BEFORE PLANTING.
2. PLANT EACH PLANT SUCH THAT THE STEM FLARE IS VISIBLE AT THE TOP OF THE ROOT BALL. DO NOT COVER THE TOP OF THE ROOT BALL WITH SOIL.
3. PLANTING HOLE MUST BE NO DEEPER THAN THE HEIGHT OF THE ROOT BALL.
4. DO NOT PLACE MULCH IN CONTACT WITH STEMS.

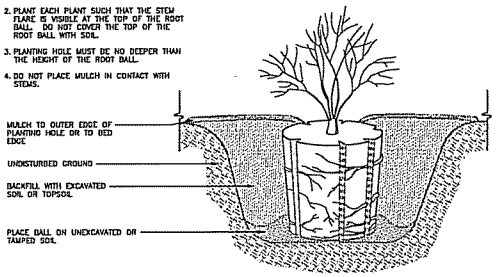

5 LARGE CONTAINER PLANTING DETAIL
NOT TO SCALE

NOTES:

1. FOR 1 TO 2 GALLON CONTAINERS: BUTTERFLY ROOT BALL. SEVER LOWER ¼ TO ⅓ OF ROOT BALL WITH A SINGLE CUT. SPREAD OPEN SEVERED ROOT BALL AND PLACE AGAINST BOTTOM OF THE MOUNDED PLANTING HOLE.
2. PLANT EACH PLANT SUCH THAT THE STEM FLARE IS VISIBLE AT THE TOP OF THE ROOT BALL. DO NOT COVER THE TOP OF THE ROOT BALL WITH SOIL.
3. PLANTING HOLE MUST BE NO DEEPER THAN THE HEIGHT OF THE ROOT BALL.
4. DO NOT PLACE MULCH IN CONTACT WITH STEMS.

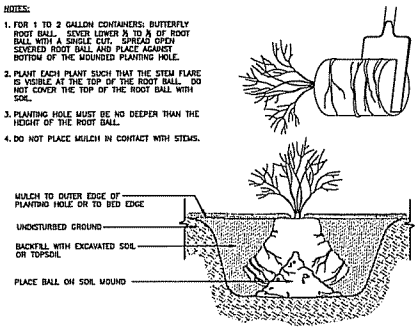

6 SMALL CONTAINER PLANTING DETAIL
NOT TO SCALE

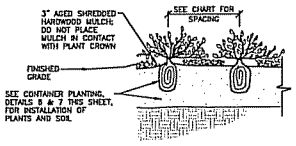

7 PERENNIAL PLANTING DETAIL
NOT TO SCALE

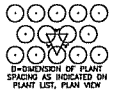

8 PLANT SPACING DETAIL
NOT TO SCALE

Master Plant List

Key	Scientific Name	Common Name	Quantity Total	Condition	Size	Comments
	Shade Trees					
AS	Acer saccharum 'Bonfire'	Bonfire Sugar Maple	1	B&B	3" Cal.	Space as shown
AR	Acer rubrum 'October Glory'	October Glory Red Maple	6	B&B	6" Cal	Space as shown
GD	Gymnocladus dioica 'Kentucky Colonel'	Seedless Kentucky Coffee Tree	12	B&B	3" Cal	Space as shown
OV	Ostrya virginiana	Hophornbeam	3	B&B	3" Cal	Space as shown
UA	Ulmus americana 'Princeton'	Princeton Elm	20	B&B	3" Cal	Space as shown
	Ornamental Trees					
AC	Amelanchier canadensis 'Rainbow Pillar'	Rainbow Pillar Serviceberry	15	B&B	8' Ht.	Clump
AL	Amelanchier laevis	Allegheny Serviceberry	4	B&B	8' Ht.	Clump
CA	Corylus americana	American Hazelnut	5	B&B	6' Ht.	Space as shown
HV	Hamamelis vernalis 'Autumn Embers'	Autumn Embers Witchhazel	1	B&B	5' Ht.	
	Coniferous Trees					
PG	Picea omorika	Serbian Spruce	7	B&B	10' Ht.	12' O.C.
PF	Pinus flexilis 'Vanderwolf's	Vanderwolf's Limber Pine	4	B&B	14' Ht.	8' O.C.
TD	Taxodium distichum	Bald Cypress	4	B&B	14' Ht.	Low Branched
TO	Thuja occidentalis 'Smaragd'	Emerald Green Arborvitae	31	B&B	6' Ht.	3' O.C.
TC	Tsuga canadensis	Canadian Hemlock	3	B&B	12' Ht.	12' O.C.
	Deciduous Shrubs					
EA	Euonymus alata 'Rudy Haag'	Rudy Haag Burning Bush	20	B&B	30" Ht.	4' O.C.
HA	Hydrangea arborescens 'Bounty'	Smooth Hydrangea	13	cont.	#5	4' O.C.
HP	Hydrangea paniculata 'Little Lime'	Little Lime Panicle Hydrangea	51	cont.	#5	4' O.C.
RA	Rhus aromatica 'Gro-low'	Gro-low Fragrant Sumac	14	cont.	#5	4' O.C.
SB	Spiraea x bumalda 'Little Princess'	Little Princess Spirea	104	cont.	#2	2' O.C.
SJ	Spiraea japonica 'Norman'	Japanese Spirea	110	cont.	#5	30" O.C.
VD	Viburnum dentatum 'Little Joe'	Little Joe Arrowwood Viburnum	34	cont.	#5	4' O.C.
	Coniferous Shrubs					
JC	Juniperus chinensis 'Blue Point'	Blue Point Chinese Juniper	6	B&B	6' Ht.	4' O.C.
JG	Juniperus chinensis 'Gold Lace'	Gold Lace Chinese Juniper	47	cont.	#5	4' O.C.
TM	Taxus x media 'Everlow'	Everlow Yew	157	B&B	24" Ht.	3' O.C.
CF	Calamagrostis x acutiflora 'Karl Foerster'	Karl Foerster Reed Grass	42	cont.	#1	24" O.C.
CM	Carex morrowii 'Ice Dance'	Variegated Japanese Sedge	124	cont.	#SP4	18" O.C.
HK	Hosta 'Krossa Regal'	Krossa Regal Hosta	31	cont.	#1	30" O.C.
LS	Liriope Spicata	Lilyturf	380	cont.	#SP4	12" O.C.
NB	Nepeta 'Blue Wonder'	Blue Wonder Catmint	130	cont.	#1	18" O.C.
PA	Pennisetum alopecuroides 'Hameln'	Hameln Fountain Grass	67	cont.	#1	24" O.C.
	Seeding/Turf					
	Athletic Field Seed Mix		89,639 SF	seed	0	-
	Sod		6,692 SF	seed	0	-

BERNERS SCHOBER architecture + engineering + interiors

SITE PLAN

VOA

JJR landscape architecture planning urban design and engineering
JJR, LLC
625 WILLIAMSON STREET
MADISON, WI 53703
608.251.1177 T
608.251.8147 F
www.jjr-llc.com

State of Wisconsin
Department of Administration
Division of State Facilities
1440 MONROE ST.
MADISON, WI 53711

Project Title: STUDENT ATHLETE PERFORMANCE CENTER
McCLAIN CENTER REMODELING
University of Wisconsin – Madison
Madison, Wisconsin

Sheet Title: Site Landscape Plant List and Details

Revisions:

No.	Date	Description
	02/08/12	Plan Commission

Graphic Scale: 0" .25" .5" 1" 1.5

DSF Number: 10H3A

Set Type: PR

Date Issued: 12/21/2011

Sheet Number: C 703

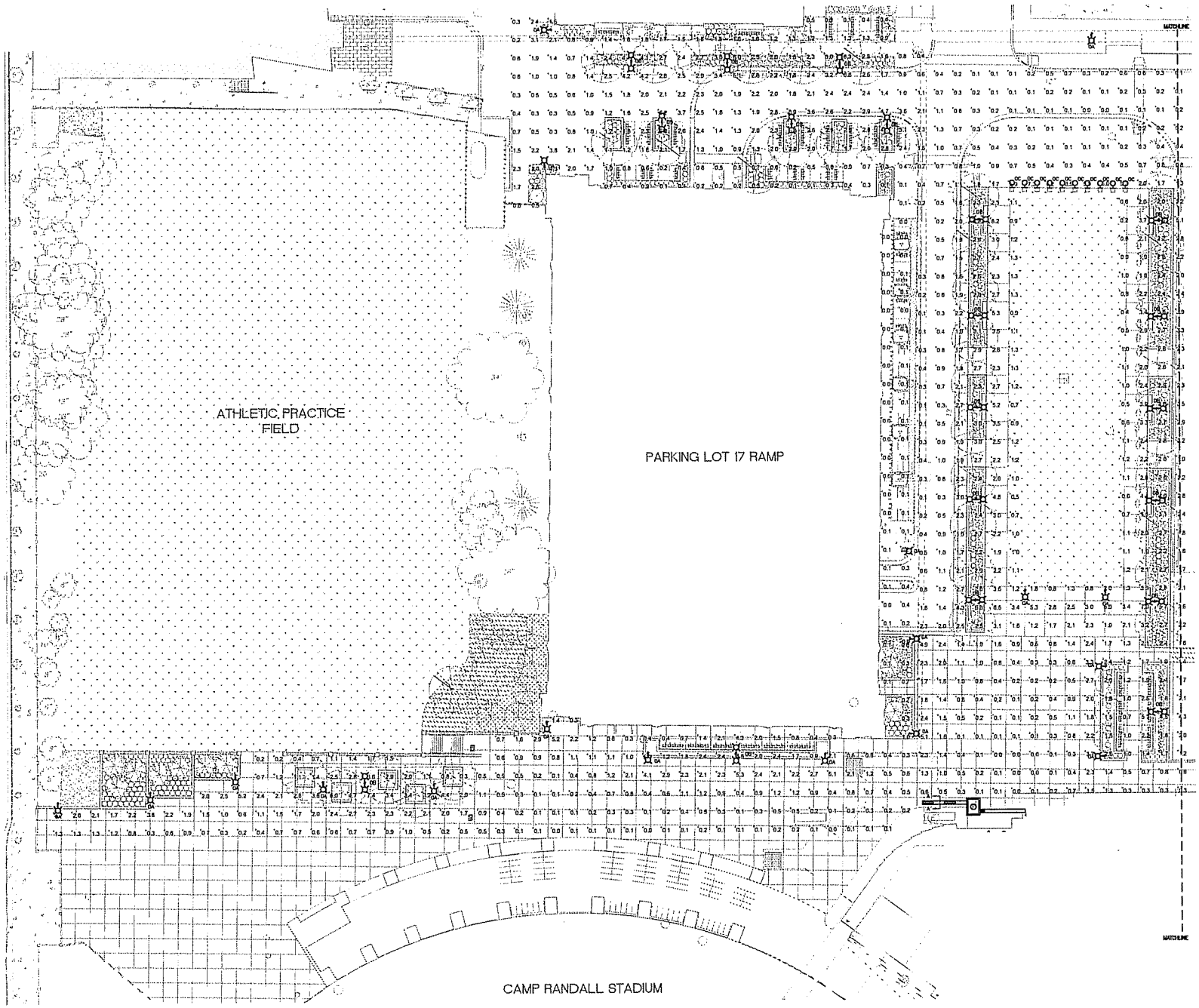

GENERAL NOTES:

1. NOTES START HERE

SHEET NOTES:

1. NOTES START HERE

1 / E001 SITE PLAN – WEST

BERNERS SCHOBER architecture • engineering • interiors

SportsPLAN

VOA

ARNOLD AND O'SHERIDAN INC

PHASE 3 - BID PACKAGE # - FETZER ADDITION

State of Wisconsin
Department of Administration
Division of State Facilities

Agency / Institution:
University Of Wisconsin

Project Title:
STUDENT ATHLETE PERFORMANCE CENTER
CAMP RANDALL NORTH ADDITION

Project Location:
University Of Wisconsin - Madison
Madison, Wisconsin

1440 MONROE ST.
MADISON, WI 53711

Sheet Title:
SITE PLAN – WEST

Revisions:

No	Date	Description
	12/06/12	PLAN COMMISSION

IN PROGRESS
PLOT
DATE Jan 18, 2012
8:33am

Scale 0' 5' 10' 20' 30'

DSF Number 10H3A

Bid Type PR

Date Issued 01.27.2012

Sheet Number E001

GENERAL NOTES:

1 NOTES START HERE

SHEET NOTES:

1 NOTES START HERE

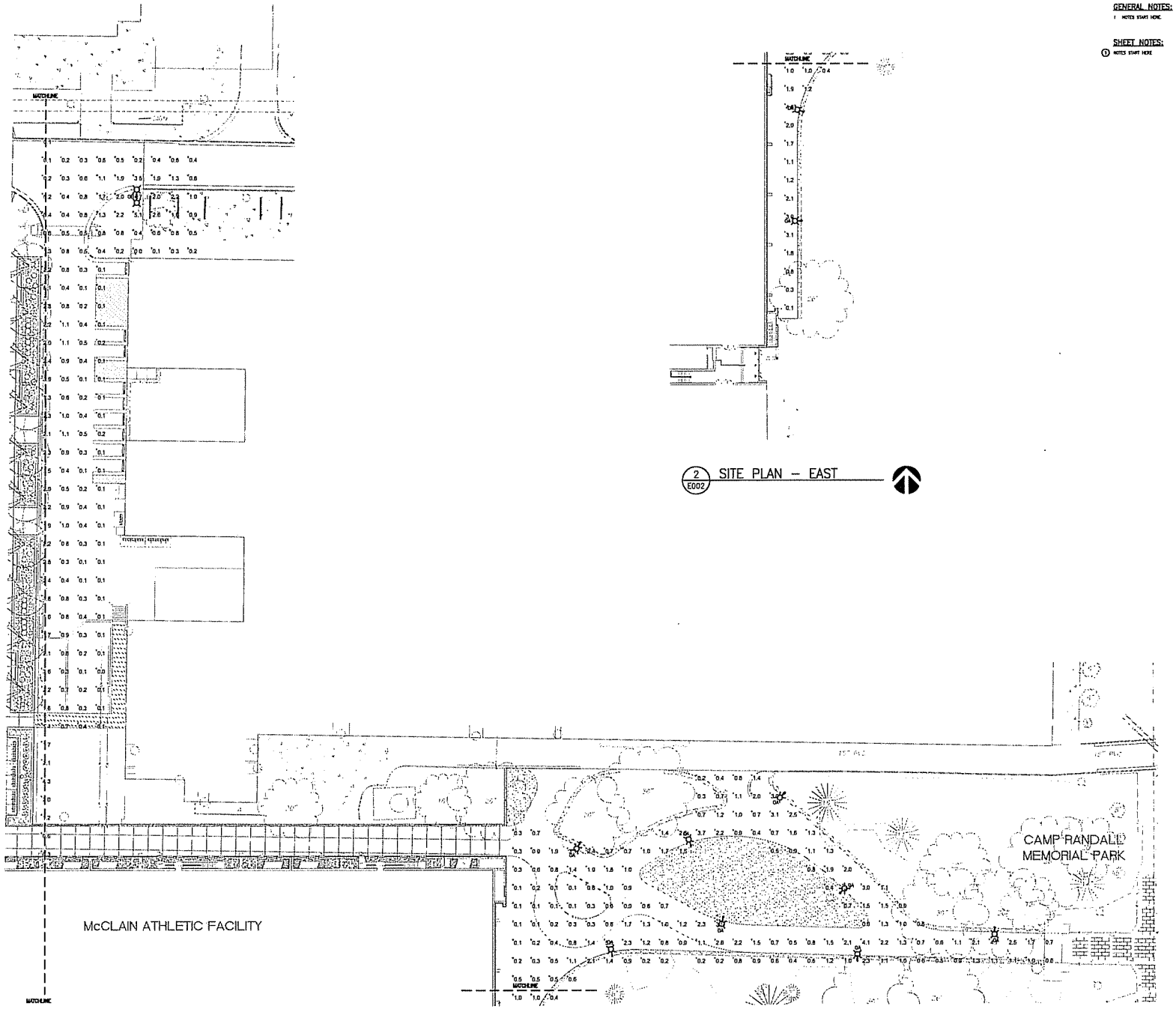

2 E002 SITE PLAN – EAST

1 E002 SITE PLAN – EAST

PHASE 3 - BID PACKAGE # - FETZER ADDITION

BERNERS SCHOBER

SportsPLAN

VOA

ARNOLD AND O'SHERIDAN INC

State of Wisconsin
Department of Administration
Division of State Facilities

Agency / Institution:
University Of Wisconsin

Project Title:
STUDENT ATHLETE PERFORMANCE CENTER
CAMP RANDALL NORTH ADDITION

Project Location:
University Of Wisconsin - Madison
Madison, Wisconsin

Sheet Title:
SITE PLAN – EAST

Revisions:		
No	Date	Description
	03/09/12	PLAN CHANGE 03/09/12

IN PROGRESS
PLOT
DATE Jan 18, 2012
8:33am

Scale	0' 5' 10' 20' 30'
DSF Number	10H3A
Sht Type	PR
Date Issued	01.27.2012
Sheet Number	E002