



**SUBMITTAL TO:**  
CITY OF MADISON  
PLAN COMMISSION

**TYPE OF PROJECT:**  
Building Demolition/ new parking lot  
5712 Odana Road

**SUBMITTED:**  
11/12/2014



Since 1937

**Sullivan**  
designBUILD

TEL: 608.257.2289



November 12, 2014

**Letter of Intent for Smart Motors – Building demolition/new parking lot  
5712 Odana Road**

Dear Commission Members,

Smart Motors continues to grow and needs to expand their current operations. This month we will complete construction of the building that will be used to prep new cars, referring to this as Phase 1. (It is across the street from Smart Motors main building.) **This submittal is our next phase – Phase 2 – and is for the demolition of a one story wood framed office building at 5712 Odana Road and construction of a new parking lot where the building stood.** The removal of 5712 Odana would make room for a new Pre-Owned auto sales building (Phase 3). Operations of the existing pre-owned sales building at 5702 Odana Road would then move to this new facility. The timeline for demolition will be this fall, with construction of the new Pre-Owned building to begin within two years. The design of Phase 3 will be submitted at a later date.

Our Project team includes:

Architect: Jim Triatik of Sullivan Design Build  
General Contractor: Sullivan Design Build  
Landscape Design: Barnes Inc.  
Site Engineering: Quam Engineering, L.L.C.  
Site Lighting: Rob Rudolf of Electric Construction, Inc.

If you should require additional information, please contact me at 257-2289.

Sincerely,

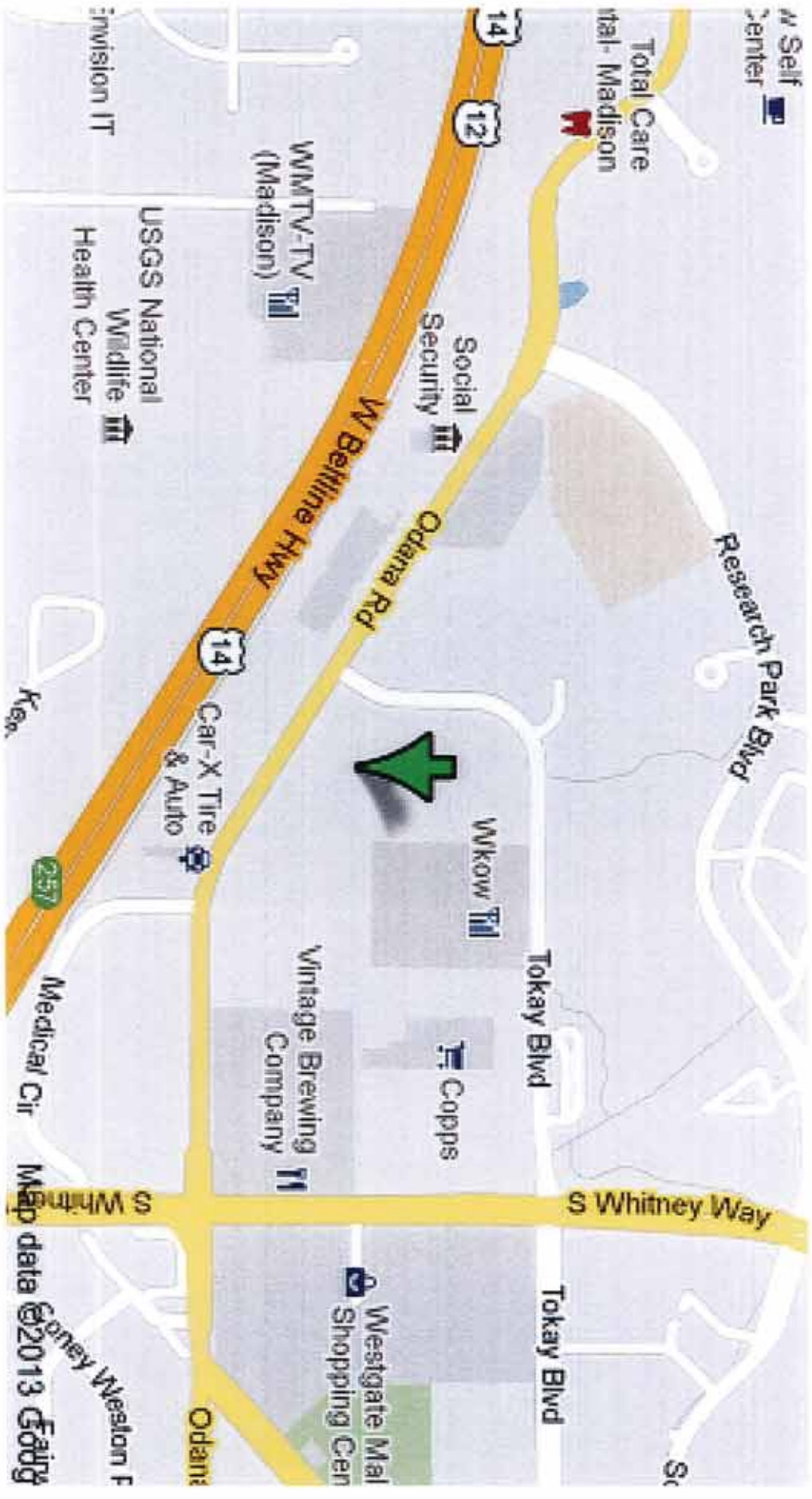
**Sullivan designBUILD**

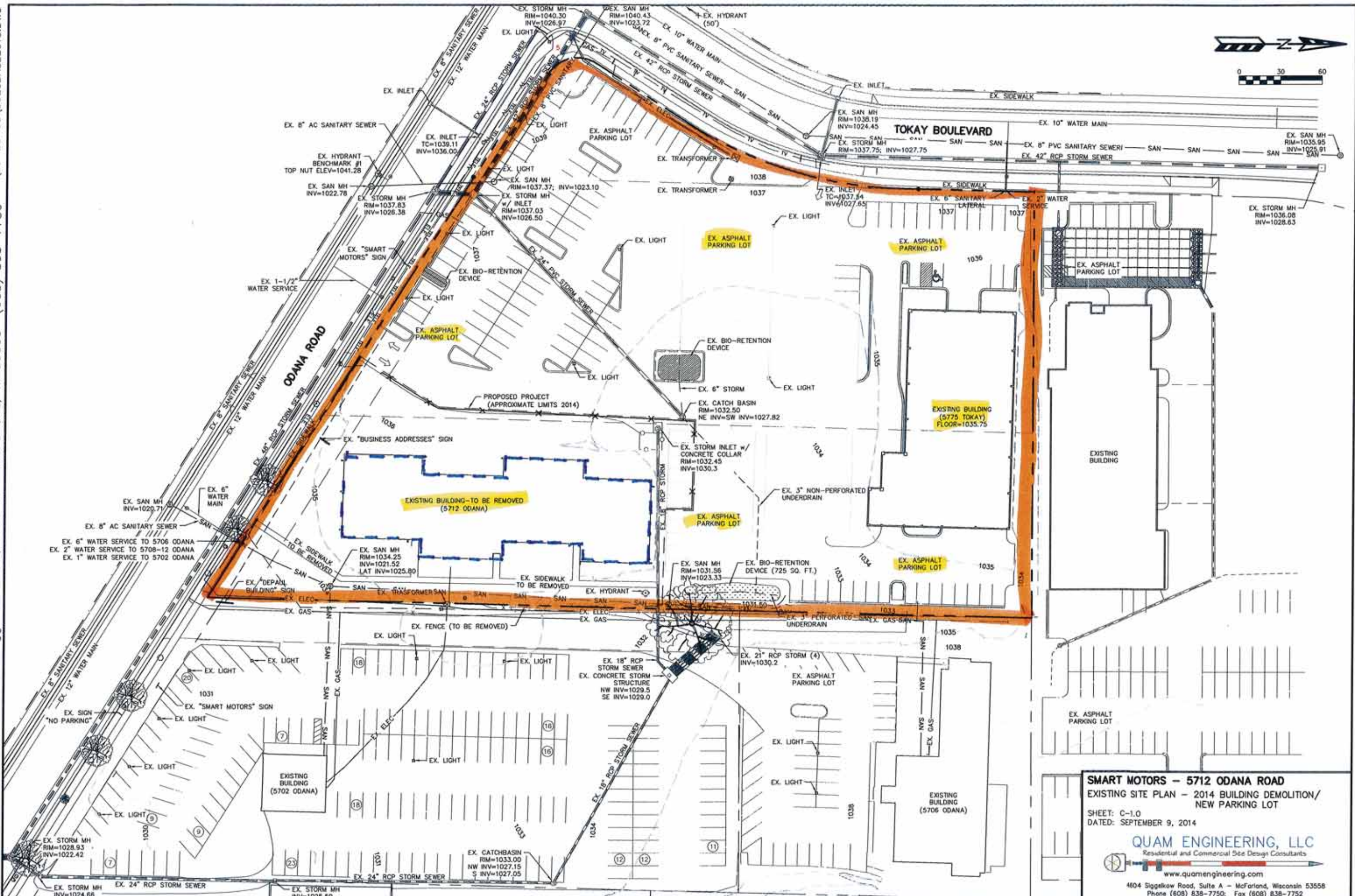
A handwritten signature in blue ink that reads 'Jim Triatik'. The signature is written in a cursive style with a large initial 'J' and 'T'.

James M. Triatik, A.I.A.  
Vice President / Project Architect



Locator Map for Smart Motors – 5712 Odana Road – building demolition





**SMART MOTORS - 5712 ODANA ROAD**  
 EXISTING SITE PLAN - 2014 BUILDING DEMOLITION/  
 NEW PARKING LOT

SHEET: C-1.0  
 DATED: SEPTEMBER 9, 2014

**QUAM ENGINEERING, LLC**  
 Residential and Commercial Site Design Consultants  
 www.quamengineering.com  
 4604 Siggelkow Road, Suite A - McFarland, Wisconsin 53558  
 Phone (608) 838-7750; Fax (608) 838-7752

**LEGAL DESCRIPTION**  
 Being part of the NW 1/4 of the SW 1/4 of Section 30, T7N, R5E, City of Madison, Dane County, Wisconsin, including all of Lots 1 and 2, C.S.M. No. 1620, more particularly described as follows:  
 Commencing at the West 1/4 corner of said Section 30; thence along the northerly line of said SW 1/4, N 89°50'42" E, 618.11 feet; thence S 01°08'19" W, 450.38 feet to the northwest corner of said C.S.M. No. 1620 and the point of beginning; thence along the north line of said C.S.M. No. 1620, N 89°49'23" E, 300.05 feet to the east line of said Lot 2; thence along said east line, S 01°13'43" W, 585.87 feet to the northerly right of way line of Odana Road; thence along said northerly line, N 57°46'01" W, 438.97 feet; thence continuing along said northerly line, N 32°13'59" E, 5.00 feet; thence continuing along said northerly line and the arc of a curve concave easterly, having a radius of 25.00 feet and a long chord bearing N 12°30'32" W, a distance of 35.36 feet to the easterly right of way line of Tokay Boulevard; thence along said easterly line, N 32°14'47" E, 79.41 feet; thence continuing along said easterly line and the arc of a curve concave westerly, having a radius of 291.00 feet and a long chord bearing N 16°41'06" E, a distance of 155.14 feet to the west line of said C.S.M. No. 1620; thence continuing along said easterly right of way line and said westerly line of C.S.M. No. 1620, N 01°08'19" E, 96.17 feet to the point of beginning. This parcel contains 158,688 square feet or 3.64 acres.



HANDICAP ACCESSIBLE SIGN DETAIL

**PARKING LOT PLAN SITE INFORMATION BLOCK**

Site Address: 5712 ODANA ROAD  
 Site acreage (total): 3.64 ACRES

Number of building stories (above grade): N/A  
 Building height: N/A  
 DILHR type of construction (new structures or additions): N/A  
 Total square footage of building: N/A

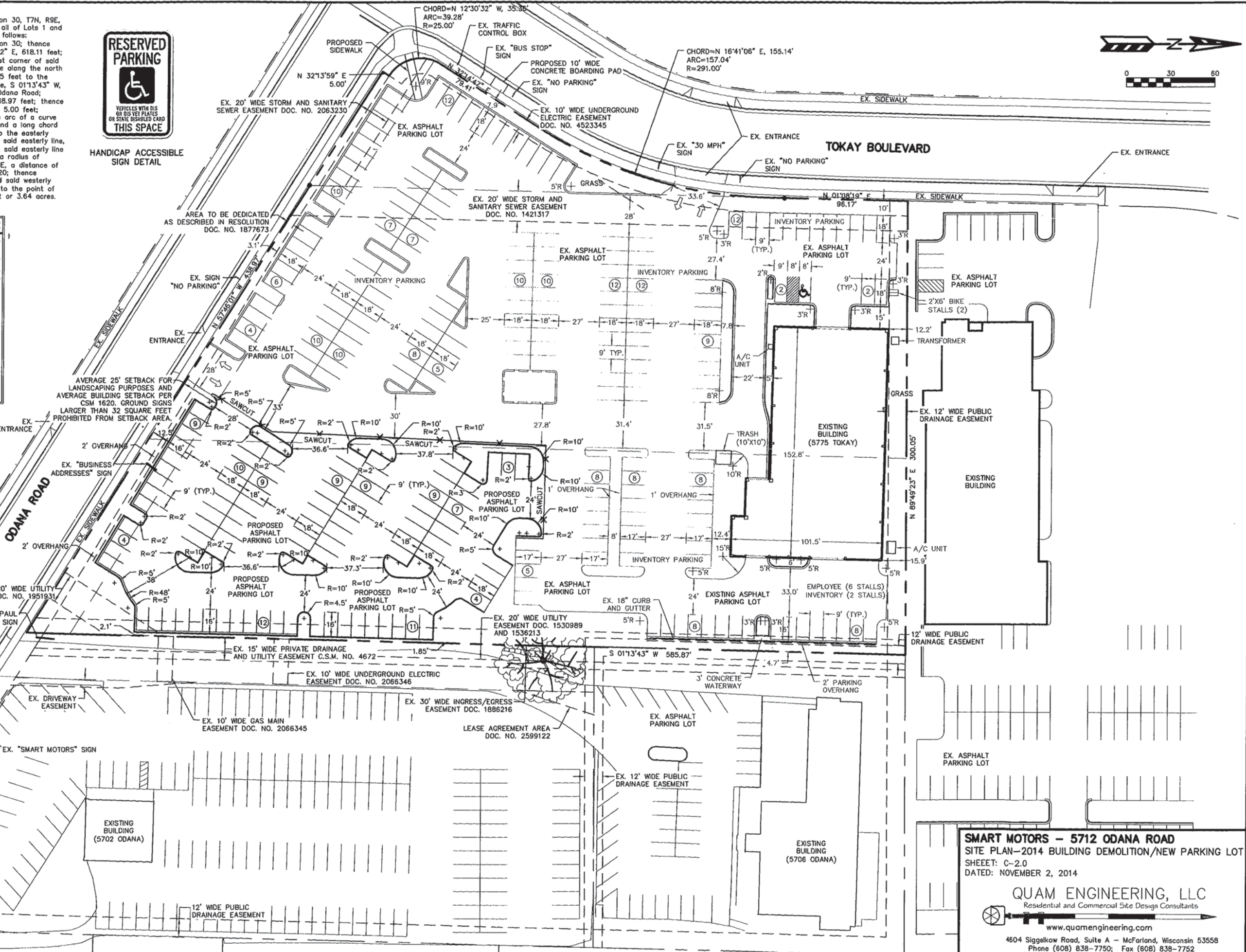
Use of property: AUTOMOBILE PREPARATION  
 Gross square feet of office: N/A  
 Gross square feet of retail area: N/A  
 Number of employees in warehouse: N/A  
 Number of employees in production: N/A  
 Capacity of restaurant/place of assembly: N/A

Number of bicycle stalls shown: 2

Number of Parking stalls:

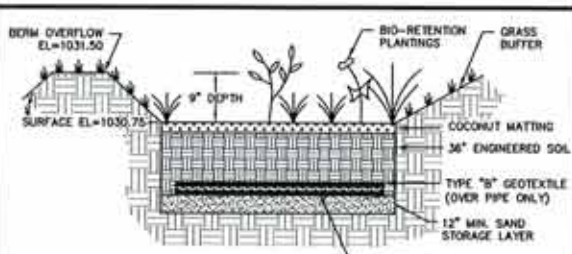
	SHOWN
Inventory	282
Employee	6
Accessible	1
<b>Total</b>	<b>289</b>

Number of trees shown: (See Landscape Plan)



**SMART MOTORS - 5712 ODANA ROAD**  
 SITE PLAN-2014 BUILDING DEMOLITION/NEW PARKING LOT  
 SHEET: C-2.0  
 DATED: NOVEMBER 2, 2014

**QUAM ENGINEERING, LLC**  
 Residential and Commercial Site Design Consultants  
 www.quamengineering.com  
 4604 Siggelkow Road, Suite A - McFarland, Wisconsin 53558  
 Phone (608) 838-7750; Fax (608) 838-7752

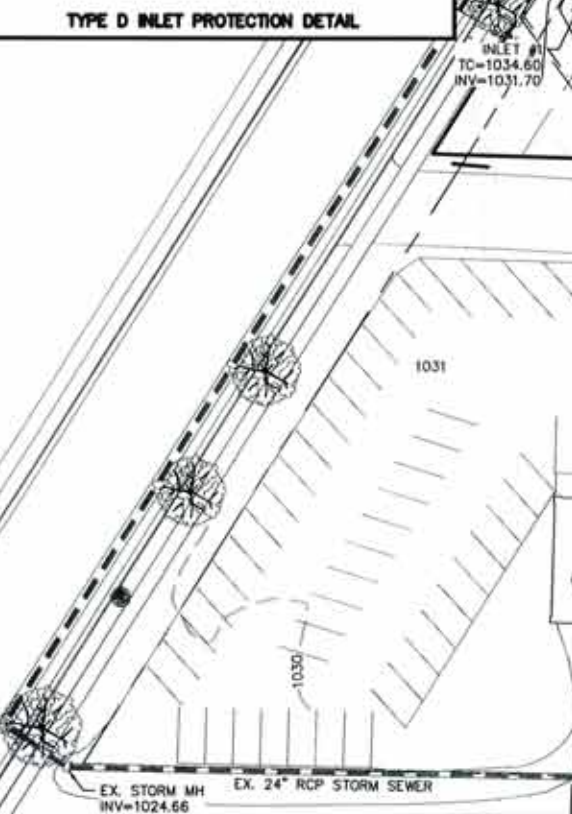
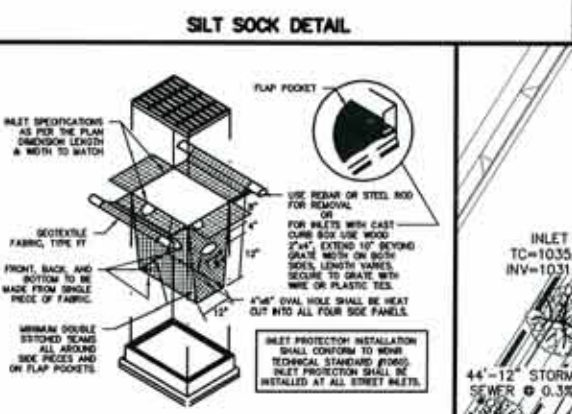
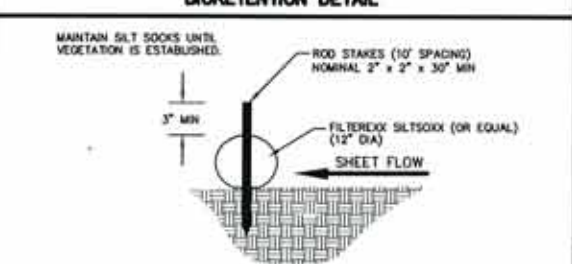


**BIORETENTION DETAIL**

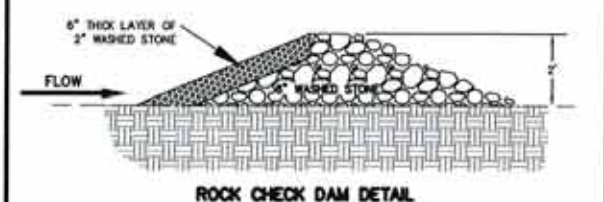
ENGINEERED SOIL SHALL CONSIST OF THE FOLLOWING:  
 70% SILICA SAND, 30% COMPOST W/ PH 5.5-6.5  
 COMPOST SHALL MEET MOHR SPECIFICATION #100.  
 STORAGE/INTERFACE LAYER SHALL CONSIST OF SAND AS FOLLOWS:  
 SAND: WASHED QUARTZ OR SILICA 0.02 - 0.04 INCHES IN DIA.

BIORETENTION PLANTINGS TO BE PLANTED AT ONE PLUG PER SQUARE FOOT. PLUGS TO BE PLANT STOCK NAMED IN THE WET PRAIRIE SHORT STATURE MIX FROM AGRICOL CORPORATION OR APPROVED EQUIVALENT. A MINIMUM OF 10 DIFFERENT PLANT STOCK NAMES TO BE PLANTED.

TO PREVENT COMPACTION OF ENGINEERED SOIL AND SUBSOILS, CONTRACTOR SHALL PROTECT AGAINST MACHINERY ENTERING OR COMPACTING THE BIO-RETENTION AREA.



TO OBTAIN LOCATION OF PARTICIPANTS' UNDERGROUND FACILITIES BEFORE YOU DIG IN WISCONSIN  
**CALL DIGGERS HOTLINE**  
 1-800-242-8511  
 TOLL FREE  
 TDD/VOICEMAIL FOR THE HEARING IMPAIRED (800)542-2289  
 WIS. STATUTE 182.0175 (1974)  
 REQUIRES MIN. OF 3 WORK DAYS  
 NOTICE BEFORE YOU EXCAVATE



**EROSION NOTES:**  
 SEDIMENT REACHING THE PUBLIC ROAD SHALL BE REMOVED BY STREET CLEANING (NOT HYDRAULIC FLUSHING) BEFORE THE END OF EACH WORKDAY.  
 EROSION CONTROL DEVICES SHALL BE INSTALLED PRIOR TO GRADING OPERATIONS AND SHALL BE PROPERLY MAINTAINED FOR MAXIMUM EFFECTIVENESS UNTIL VEGETATION IS ESTABLISHED.  
 CUT AND FILL SLOPES SHALL BE NO GREATER THAN 3:1.  
 ADDITIONAL EROSION CONTROL MEASURES WILL BE INSTALLED AS NEEDED.

**TIME SCHEDULE:**  
 OCTOBER 20, 2014 INSTALL INITIAL EROSION CONTROL DEVICES.  
 OCTOBER 20, 2014 - JUNE 30, 2015 DEMOLISH EXISTING BUILDING, CONSTRUCT PARKING LOT IMPROVEMENTS AND RESTORE DISTURBED AREAS.  
 AUGUST 15 - 30, 2015 CONSTRUCT BIO-RETENTION EXPANSION.

**RESTORATION NOTES:**  
 ALL LAWN AREAS SHALL RECEIVE A MINIMUM OF FOUR (4) INCHES OF TOPSOIL, FERTILIZER, SEED AND MULCH. RESTORATION WILL OCCUR AS SOON AFTER THE DISTURBANCE AS PRACTICAL. SEED MIXTURE 40 SHALL BE USED ON ALL AREAS. MIXTURES SHALL BE IN ACCORDANCE WITH SECTION 630 OF D.O.T. SPECIFICATIONS. AN EQUAL AMOUNT OF ANNUAL PLYGRASS SHALL BE ADDED TO THE MIX.  
 SEED MIXTURES SHALL BE APPLIED AT THE RATE OF FOUR (4) POUNDS PER 1,000 SQUARE FEET. FERTILIZER SHALL BE APPLIED AT THE RATE OF FOUR (4) POUNDS PER 1,000 SQUARE FEET.  
 FERTILIZER SHALL MEET THE MINIMUM REQUIREMENTS THAT FOLLOW: NITROGEN, NOT LESS THAN 16%; PHOSPHORIC ACID, NOT LESS THAN 8%; POTASH, NOT LESS THAN 8%.

**OWNER:** SMART MOTORS  
 ATTN: ALLEN FOSTER  
 5901 ODANA ROAD  
 MADISON, WI 53719

**ENGINEER:** QUAM ENGINEERING, LLC  
 ATTN: RYAN QUAM  
 4604 SIGGELKOW ROAD, SUITE A  
 MCFARLAND, WI 53558

**SMART MOTORS - 5712 ODANA ROAD**  
 GRADING AND EROSION CONTROL PLAN  
 2014 BUILDING DEMOLITION / NEW PARKING LOT  
 SHEET: C-2.1  
 DATED: NOVEMBER 2, 2014

**QUAM ENGINEERING, LLC**  
 Residential and Commercial Site Design Consultants  
 www.quamengineering.com  
 4604 Siggelkow Road, Suite A - McFarland, Wisconsin 53558  
 Phone (608) 838-7750; Fax (608) 838-7752

### PLANT MATERIAL LIST

City	Code	Common Name	Botanical Name	Planting Size
3	SGM	Sievers Glen Maple	Acer x freemanii 'Sievers'	2-2.5' B&B
5	WSBC	Whitespire Birch csp	Betula platyphylla 'Whitespire' CLP	8-10' B&B
1	CHB	Common Hackberry	Celtis occidentalis	2-2.5' B&B
5	SKH	Skyline Honeylocust	Gleditsia triacanthos 'Skyline'	2-2.5' B&B
1	PRC	Prairie Rose Crabapple	Malus x 'Prairie Rose'	1.75-2' B&B
1	ISTLC	Ivory Silk Tree Lilac csp	Syringa reticulata Ivory Silk' clump	6-7' B&B
2	SSL	Sterling Silver Linden	Tilia tomentosa 'Sterling Silver'	2-2.5' B&B
<b>Conifers</b>				
1	MBJ	Mountbatten Juniper	Juniperus chinensis 'Mountbatten'	3'-6" B&B
6	CAJ	Compact Arcadia Juniper	Juniperus sabinna 'Arcadia Compact'	#5 CONT.
1	CBS	Colorado Blue Spruce	Picea pungens 'Glauca'	3-4' B&B
1	EWV	Eastern White Pine	Pinus strobus	5-6' B&B
11	TTY	Taunton Yew	Taxus x media 'Tauntonii'	18-24" B&B
14	HMA	Hetz Midjet Arborvitae	Thuja occidentalis 'Hetz Midjet'	#2 CONT.
4	HSA	Holmstrup Arborvitae	Thuja occidentalis 'Holmstrup'	4-5' B&B
21	PMA	Pyramidal Arborvitae	Thuja occidentalis 'Pyramidal'	4-5' B&B
<b>Shrubs</b>				
17	CPB	Crimson Pygmy Barbary	Berberis thunb v atrop 'Crimson Pygmy'	#3 CONT.
7	DNB	Diablo Ninebark	Physocarpus opulifolius 'Diablo'	18" Pot
16	GLS	Grow-Low Sumac	Rhus aromatica 'Gro-Low'	#2 CONT.
38	GMS	Goldmound Spirea	Spiraea japonica 'Goldmound'	#2 CONT.
3	DRS	Dart's Red Spirea	Spiraea x bumalda 'Dart's Red'	#2 CONT.
55	MCS	Magic Carpet Spirea	Spiraea japonica 'Magic Carpet'	#2 CONT.
11	MKL	Miss Kim Lilac	Syringa vakutina 'Miss Kim'	18-24" Pot
7	BMV	Blue Muffin Viburnum	Viburnum dentatum 'Blue Muffin'	2-3" Pot
<b>Perennials</b>				
38	KFRG	Karl Foersters Reed Grass	Calamagrostis scutellata 'Karl Foerster'	#1 CONT.
20	PMO	Pardon Me Daylily	Hemerocallis 'Pardon Me'	#1 CONT.
5	HMSG	Heavy Metal Switch Grass	Panicum virgatum 'Heavy Metal'	#1 CONT.

**Notes:**  
 1. Planting beds along building shall be mulched with 3/4" Washed Stone mulch over a fabric weed barrier.  
 2. All planting beds adjacent to lawn areas shall be edged with Dlmex Black Vinyl Edging.  
 3. Planting beds and bed islands away from building foundation shall be mulched with 3/4" Washed Stone mulch to 3" depth over fabric weed barrier.  
 4. All trees and shrubs in lawn areas are to be mulched with a 3" dia shredded bark mulch ring.  
 5. Lawn areas to be seeded with Barnes Best Premium sunny lawn seed, straw mulched and starter fertilizer applied with erosion control straw matting applied where needed.  
 6. Bioswale Infiltration Area - follow DNR guidelines. Mulch with coconut fiber matting.

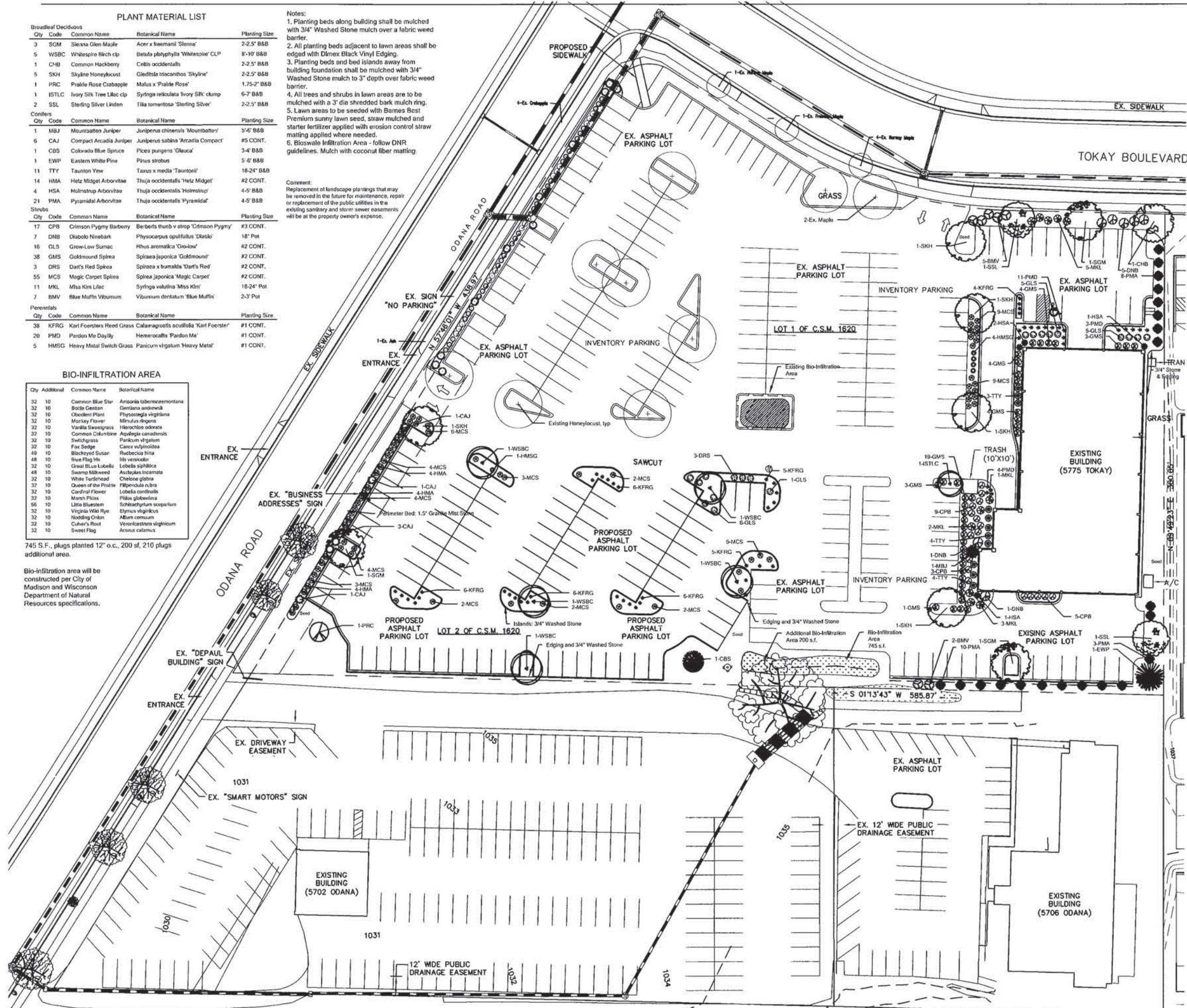
**Comment:**  
 Replacement of landscape plantings that may be removed in the future for maintenance, repair or replacement of the public utilities in the existing sanitary and storm sewer easements will be at the property owner's expense.

### BIO-INFILTRATION AREA

City	Additional	Common Name	Botanical Name
32	10	Common Blue Star	Amsinckia tabernaemontana
32	10	Bottle Gossam	Gemmaria andrewsii
32	10	Black-eyed Susan	Physocarpus virginiana
32	10	Monkey Flower	Mimulus ringens
32	10	Vanilla Sweetgrass	Hierochloa odorata
32	10	Common Columbine	Aquilegia canadensis
32	10	Switchgrass	Panicum virgatum
32	10	Fox Sedge	Carex vulpinoidea
49	10	Black-eyed Susan	Rudbeckia hirta
48	10	Blue Flag Iris	Iris versicolor
32	10	Great Blue Lobelia	Lobelia spicata
48	10	Swamp Milkweed	Asclepias incarnata
32	10	White Turtlehead	Chelone glabra
32	10	Queen of the Prairie	Filipendula rubra
32	10	Cardinal Flower	Lobelia cardinalis
32	10	Marsh Phlox	Phlox glaberrima
56	10	Ultra Bluestem	Schragachyrum scoparium
32	10	Virginia Wild Rye	Elymus virginicus
32	10	Hooding Onion	Allium cernuum
32	10	Culver's Root	Veronicastrum virginicum
32	10	Sweet Flag	Acorus calamus

745 S.F., plus plants 12" o.c., 200 sf, 210 plugs additional area.

Bio-infiltration area will be constructed per City of Madison and Wisconsin Department of Natural Resources specifications.



City of Madison - Landscape Worksheet  
 Project Location/Address: 5714 Odana Road-5775 Tokay Blvd, Madison, WI  
 Name of Project: Smart Motors Used Car Prep  
 Owner/Contact: [Redacted]  
 Contact Phone: [Redacted] Contact Email: [Redacted]

\*Landscape plans for zoning lots greater than ten thousand (10,000) square feet in size MUST be prepared by a registered Landscape Architect.

**Landscape Calculations and Schedule:**  
 Proposed Landscaped areas shall be calculated based on the total developed area of the property. Developed area is defined as all parts of the site that are not left in a natural state within a single contiguous boundary, including building footprints, parking and loading areas, driveways, internal roadways, paths and outdoor activity areas. Developed areas does not include other lands with required setbacks and natural areas on the same property that are not landscaped.

(a) One (1) landscape unit shall be provided for each three hundred (300) square feet of developed area, with the exception of the following:  
 Total square footage of developed area: n/a  
 Developed area divided by three hundred (300) square feet = n/a Landscape Units

(b) Within the required 1-foot (1') and five-foot (5') General (G) setbacks, one (1) landscape unit shall be provided for every six hundred (600) square feet of developed area.  
 Total square footage of developed area: 158707 s.f.  
 Developed area divided by six hundred (600) square feet = 265 Landscape Units

(c) One landscape unit consists of five (5) landscape points. Landscape points are calculated as shown in the following table:  
 Landscape units multiplied by five (5) landscape points = 1,365 Total Points Required

**Table of Points and Credits:**  
 Use the table to indicate the quantity and points for all existing and proposed landscape elements. Calculations shall be broken up to one-half (1/2 or 0.5) and shall be rounded down to the nearest whole number. Fractions of more than one-half (1/2) shall be rounded up.

Plant Type/Element	Minimum Size at Installation	Points	Credits/Existing Landscaping	Points	New Proposed Landscaping	Points
Quantity: circumscribe	8-12" inch caliper	35	14	490	11	385
Dimensional type	1-1/2" inch caliper	15	0	0	7	105
Evergreen tree	3 inch cal	15	0	0	28	420
Shrub, deciduous	18" or 3 gallon container size	2	15	30	154	308
Shrub, evergreen	18" or 3 gallon container size	3	41	123	31	93
Ornamental grasses	18" or 3 gallon container size	2	0	0	43	86
Dimensional: decorative fencing or wall	n/a	4 per 10' linear ft.	0	0	0	0
Sub Totals				643		1,397
Total Number of Points Provided		2,040				

Professional seal and signature of James E. Collar, Landscape Architect, Wisconsin License LA-613, dated 11-10-14.

LANDSCAPING PLAN - PHASE II

TO OBTAIN LOCATION OF PARTICIPANTS' UNDERGROUND FACILITIES BEFORE YOU DIG IN WISCONSIN  
 CALL DIGGERS HOTLINE  
 1-800-242-6511  
 TOLL FREE

TOO FOR THE HEARING IMPAIRED (800)542-2289  
 WIS. STATUTE 182.0175 (1974)  
 REQUIRES MIN. OF 3 WORK DAYS NOTICE BEFORE YOU EXCAVATE

**Barnes** LLC  
 Landscape Services  
 6433 Nesbitt Road  
 Madison, WI 53719  
 Ph: 608.845.3230 Fx: 608.845.6339  
 www.barnesinc.net

Consultants:  
 Client:  
**Building Demolition/New Parking Lot**  
 Smart Motors  
 Odana Road and Tokay Blvd  
 Madison, WI

Notes:  
 This document is the property of Barnes Inc. and may not be distributed without the express consent of Barnes Inc.  
 Approved for Construction by owner: [Redacted] Date: [Redacted]  
 Accepted by Barnes Inc.: [Redacted] Date: [Redacted]  
 Date: 4/29/13 3.2/11/14  
 Revised: 4.9/9/14  
 1.6/27/13 4.11/10/14  
 2.11/11/13  
 Sheet: Scale: 1" = 30'-0"  
**L-1.0**



EXISTING BLDG. - 5712 ODANA ROAD  
TO BE DEMOLISHED



LIGHTING FIXTURE SCHEDULE					
TYPE	MANUFACTURER	CATALOG NO.	DESCRIPTION	QUANTITY	LAMPS
OA	LG	X263-FT-LED-176-450 CR-UC-WHT	TWIN FORWARD THROW WITH FLAT GLASS LENS 30' ROUND STEEL POLE ON 2' CONCRETE BASE ARROW INDICATES DIRECTION OF ROTATED OPTIC	3	21,600 LM LED
OB	LG	X263-FT-LED-176-450 CR-UC-WHT	TWIN FORWARD THROW WITH FLAT GLASS LENS 30' ROUND STEEL POLE ON 2' CONCRETE BASE ARROW INDICATES DIRECTION OF ROTATED OPTIC	4	21,600 LM LED
OW	LG	X263-FT-LED-128-450 CR-UC-WHT	WALL MOUNTED FORWARD THROW WITH FLAT GLASS LENS MOUNTED 14 FEET ABOVE FINISHED GRADE	0	16,300 LM LED

- NOTES
- ARROWS INDICATE ROTATION OF OPTICS WITH THE FIXTURE HOUSING.
  - ALL POLE MOUNTED FIXTURES SHALL HAVE FULL OUT-OFF OPTICS WITH FLAT GLASS LENSES.

POINT BY POINT CALCULATION SUMMARY				
AREA NAME	AREA DESCRIPTION	AVERAGE	MAXIMUM	MINIMUM
SALES LOT +	PARKING LOT FOR VEHICLE SALES HORIZONTAL CALCULATION ON PAVEMENT VALUES LISTED ARE MAINTAINED FOOTCANDLES	4.89	37.0	0.0

POINTS INDICATED WITH # AND GRAY ARE SHOWN FOR REFERENCE ONLY AND ARE NOT INCLUDED IN THE CALCULATION ABOVE.

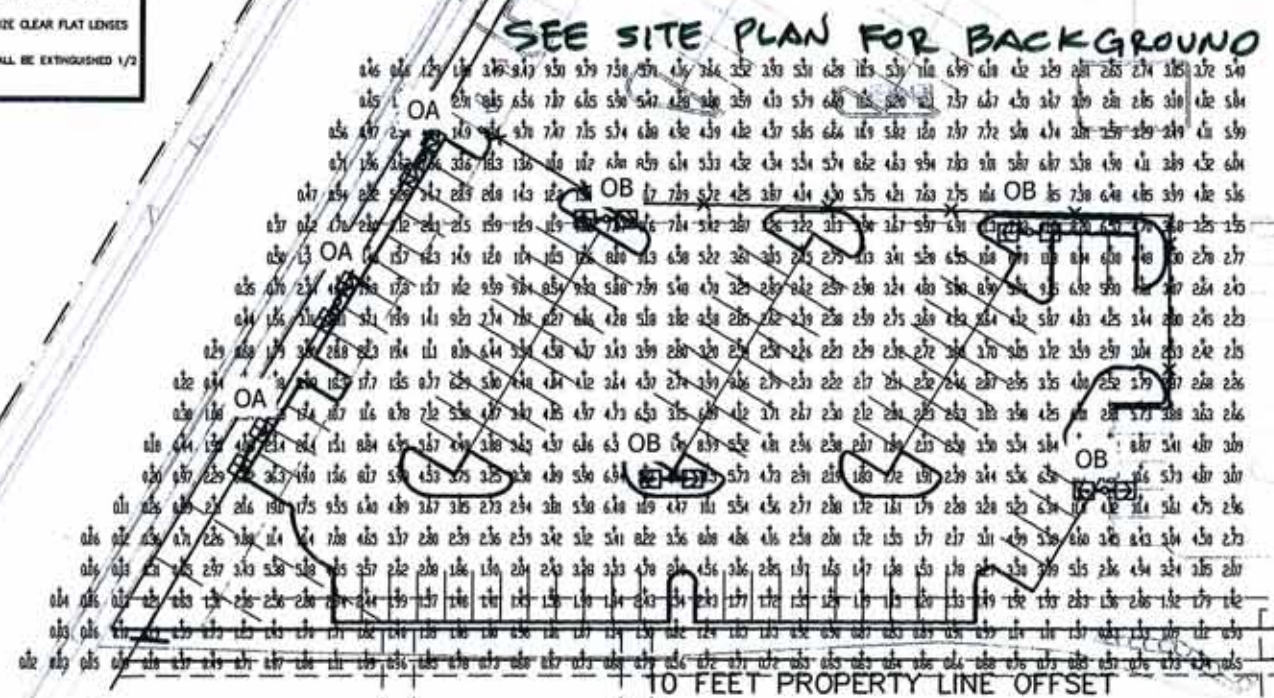
**DESIGN CRITERIA**

THIS ENTIRE LOT QUALIFIES AS AN OUTDOOR MERCHANDISING AREA ACCORDING TO MADISON CITY ORDINANCE 10.085.

"10.085(4)(4) FOR AN OUTDOOR MERCHANDISING AREA, THE MAXIMUM INITIAL ILLUMINATION LEVEL IN 75% OF THE LOT SHALL NOT EXCEED 30 FOOTCANDLES. A CONTIGUOUS AREA NOT TO EXCEED 25% OF THE LOT MAY BE ILLUMINATED TO A LEVEL WHICH SHALL NOT EXCEED 40 FOOTCANDLES."

ALL LIGHTING FIXTURES INSTALLED SHALL UTILIZE CLEAR FLAT LENSES WITH FULL OUT-OFF OR SHIELDED OUTPUT.

AT LEAST 50% OF THE LIGHTING FIXTURES SHALL BE EXTINGUISHED 1/2 HR PAST THE CLOSING OF THE FACILITY.



REWSED:

**Electric Construction Inc**  
Electrical Design, Contracting & Consulting

2961 Indus Road  
Madison WI 53713  
(608) 271-2046  
(608) 271-0160 FAX  
www.eckdesign.com

SMART MOTORS - USED CAR BUILDING  
LIGHTING PLAN - PHASE 2  
PAGE: 1 OF 1  
DATED: SEPTEMBER 9, 2014

**QUAM ENGINEERING, LLC**  
Residential and Commercial Site Design Consultants

www.quamengineering.com  
4604 Siggelkow Road, Suite A - McFarland, Wisconsin 53558  
Phone (608) 636-7750; Fax (608) 636-7752

**LED AREA LIGHTS - XGB3 176 LED**



Shown with optional decal striping

**LED lighting facts**  
A Program of the U.S. DOE

Light Output (Lumens)	21617
Watts	255
Lumens per Watt (Efficacy)	85
Color Accuracy Color Rendering Index (CRI)	69

Light Color: 5087 (Daylight)

2700K 3000K 4000K 5000K

All results are according to ANSI LM-79-2008 Approved Method for the Electrical and Photometric Testing of Solid-State Lighting. The U.S. Department of Energy (DOE) verifies product test data and results.

Visit [www.lightingfacts.com](http://www.lightingfacts.com) for the Label Reference Guide.

Registration Number: KGDNP-D008 (12/12/2011)  
Model Number: XGB3 FT LED 176 450 CW UE  
Type: Outdoor area-of-use fixture

**LIGHT OUTPUT - XGB3 128**

	# of LEDs	Lumens (Nominal)			
		Type 3	Type 5	Type FT	Type FTA
Cool White	350 mA	17200	16600	18300	20600
	450 mA	20700	20000	21600	24900
Neutral White	350 mA	14600	14500	15800	18000
	450 mA	17600	17400	18900	21600

\*Preliminary Data

US patent D574994 & 7,828,456 and MX patent 29631 and US & Int'l. patents pending

**SMARTTEC™ THERMAL CONTROL** - Sensors in both optical unit and driver enclosure reduce drive current when ambient temperatures exceed 50°C. Current is lowered in imperceptible 5% increments every 5 minutes until safe operating temperature is reached.

**EXPECTED LIFE** - Minimum 60,000 hours to 100,000 hours depending upon the ambient temperature of the installation location. See LSI web site for specific guidance.

**LEDS** - Select high-brightness LEDs in Cool White (5250°K nominal) or Neutral White (4100°K nominal) color temperature, 70 CRI (nominal).

**DISTRIBUTION/PERFORMANCE** - Types 3, 5, FT and FTA available. Reflectors are field rotatable. Exceptional uniformity with full cutoff creates bright environment at lower light levels.

**HOUSING** - Square, die-formed aluminum. Fully enclosed weather-tight housing contains factory prewired drivers and field connections.

**TOP-ACCESS COVER** - Tethered top-access cover provides ease of installation and allows for easy driver access. Four captive stainless-steel fasteners secure the top-access cover to the housing.

**OPTICAL UNIT** - Clear tempered optical grade flat glass lens sealed to aluminum housing creates an IP67 rated, sealed optical unit. Pressure stabilizing breather allows super-tight IP67 protection while preventing temperature cycling from building up internal pressures and vacuums that can stress optical unit seals and components.

**FIELD ROTATABLE OPTICS** - Optical unit can be easily field rotated in 90° increments. Directional arrow on optics allows alignment without the unit being energized.

**MOUNTING** - 2-1/2" x 5-3/8" x 12" extruded aluminum arm mounting bracket shipped standard. 8" bracket available for single or D180 configurations, but must be ordered from the Options column of ordering chart. Use with 5" traditional drilling pattern on LSI steel round, square and round tapered poles. Round Pole Plate (RPP2) required for mounting to 3"-5" round poles. (See Accessory Ordering Information chart.)

**ELECTRICAL** - Two-stage surge protection (including separate surge protection built into electronic driver) meets IEEE C62.41.2-2002, Scenario 1, Location Category C. Available with universal voltage power supply 120-277VAC (UE - 50/60Hz input), and 347-480VAC. Optional button-type photocells (PCI) are available in 120, 208, 240, 277 or 347 volt (supply voltage must be specified). Fixture Watts: 350 mA - 195, 450 mA - 260 nominal.

**DRIVERS** - Available in 350mA and 450mA drive currents (Drive currents are factory programmed). Components are fully encased in potting material for IP65 moisture resistance. Driver complies with FCC 47 CFR part 15 RFI/EMI standard.

**OPERATING TEMPERATURE** - -40°C to +50°C (-40°F to +122°F).

**FINISH** - Fixtures are finished with LSI's DuraGrip® polyester powder coat finishing process. The DuraGrip finish withstands extreme weather changes without cracking or peeling, and is guaranteed for five full years. Standard colors include bronze, black, platinum plus, graphite, satin verde green, metallic silver and white. Meets requirements of ASTM B117 1000-hour salt fog and ASTM G155 1000-hour Xenon Arc UV tests (supersedes G53 UVB313).

**DECAL STRIPING** - LSI offers optional color-coordinated decals in 9 standard colors to accent the fixture. Decals are guaranteed for five years against peeling, cracking, or fading.

**WARRANTY** - LSI LED fixtures carry a limited 5-year warranty.

**PHOTOMETRICS** - Application layouts are available upon request. Contact LSI Applications Group at [lighting.apps@lsi-industries.com](mailto:lighting.apps@lsi-industries.com)

**SHIPPING WEIGHT (in carton)** - Fixture - 44.5 lbs (20 kg)  
Arm - 5 lbs. (2kg) arm

**LISTING** - ETL listed to U.S. and Canadian safety standards. Suitable for wet locations.

**LED AREA LIGHTS - XGB3 176 LED**



**LUMINAIRE ORDERING INFORMATION**

TYPICAL ORDER EXAMPLE: **XGB3 FTA LED 176 350 CW UE WHT PCI120 21**

Prefix	Distribution	Light Source	# of LEDs	Drive Current	Color Temperature	Input Voltage	Finish	Options
XGB3 LED Greenbriar	FT - Forward Throw FT - Forward Throw Rotatable 3 - Type III 5 - Type V	LED	176	350 - 350mA 450 - 450mA	CW - Cool White NW - Neutral White	UE - Universal Voltage (120-277) 347-480	BLK - Black BRZ - Bronze GPT - Graphite MSV - Metallic Silver PLP - Platinum Plus SIG - Satin Verde Green WHT - White	88K - 8" Bracket (S and D180 only) PCI 120 - 120v Button-Type Photocell PCI 208 - 208v Button-Type Photocell PCI 240 - 240v Button-Type Photocell PCI 277 - 277v Button-Type Photocell PCI 347 - 347v Button-Type Photocell TB - Terminal Block  Color Decals 45 - Light Gold 20 - Charcoal Metallic 55 - Black 94 - Blue Metallic 59 - Dark Green 51 - Dark Red 21 - Tomato Red 50 - White 700 - Aztec Silver Metallic

**LUMINAIRE EPA CHART\* - XGB3 176 LED**

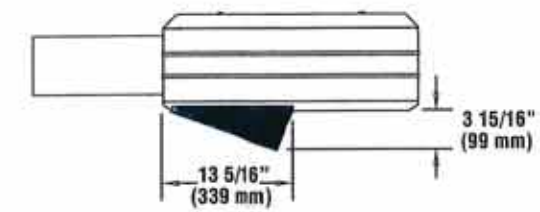
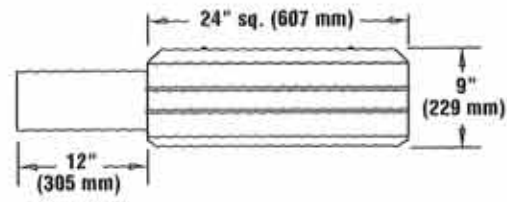
	8" Bracket	12" Bracket
Single	2.3	2.4
D180°	4.7	4.8
D90°	12" Bracket	4.7
T90°	Required	7.2
T120°		7.3
O90°		8.8

**ACCESSORY ORDERING INFORMATION** (Accessories are field installed)

Description	Order Number
XGB3-176 - HSS - House Side Shield (Black only)†	482002 BLK
XGB3-176 - LSS - House Side Shield Left Side (Black only)†	482002 BLK
XGB3-176 - RSS - House Side Shield Right Side (Black only)†	482002 BLK
RPP2 - Round Pole Plate	182914BLK
BKS-80-WM-* - CLR - Wall Mount Plate	123111CLR
BKA-80-RA-8-CLR - Radius Arm	180010CLR
BKU-80-S-19-CLR - Upsweep Bracket for round or square poles	144191CLR

**NOTES:**  
1 - Use with 5" traditional drilling pattern.  
2 - House Side Shield adds to fixture EPA. Consult factory.

**DIMENSIONS**



House Side Shield (482002BLK)

This product, or selected versions of this product, meet the standards listed below. Please consult factory for your specific requirements.



Project Name: SMART MOTORS UPGRADE      Fixture Type: OA & OB      07/13/12

Category: XGB3 FT LED 176 450 CW UE WHT

A Company with a Smart Plan.

Project Name: SMART MOTORS UPGRADE      Fixture Type: OA      07/13/12

Category: XGB3 FT LED 176 450 CW UE WHT

A Company with a Smart Plan.