

DEMOLITION PHASE II

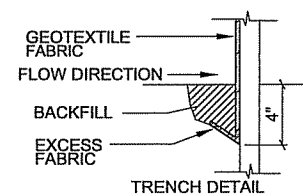


T

Diagram illustrating the installation of a geotextile fabric (Type FF) in a trench. The fabric is shown being laid out across the trench, with the top edge secured by a metal grate. The grate has a width of 52 inches and a length of 94 inches, with 1/4 inch inlets. The fabric is labeled "GEOTEXTILE FABRIC TYPE FF".

② FOR INLET PROTECTION, TYPE C WITH A CURB BOX. AN ADDITIONAL 18" OF FABRIC IS WRAPPED AROUND THE WOOD AND SECURED WITH STAPLES.

CITY OF MADISON ENGINEERING SDD #1.04
NTS



NTS

File: P:\projects\1900\1904.12-StMarysDemo\CAD\pdemo.dwg Layout: D2 Demo Plan User: rpietz Plotted: Aug 30, 2007 -- 3:48pm

LEGEND

----- PHASE II BOUNDARY (TOTAL AREA = 37,000 SF)




STRUCTURE TO BE DEMOLISHED



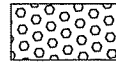
INLET PROTECTION, TYPE C

1
02



SILT FENCE

2
02



TRACK MAT

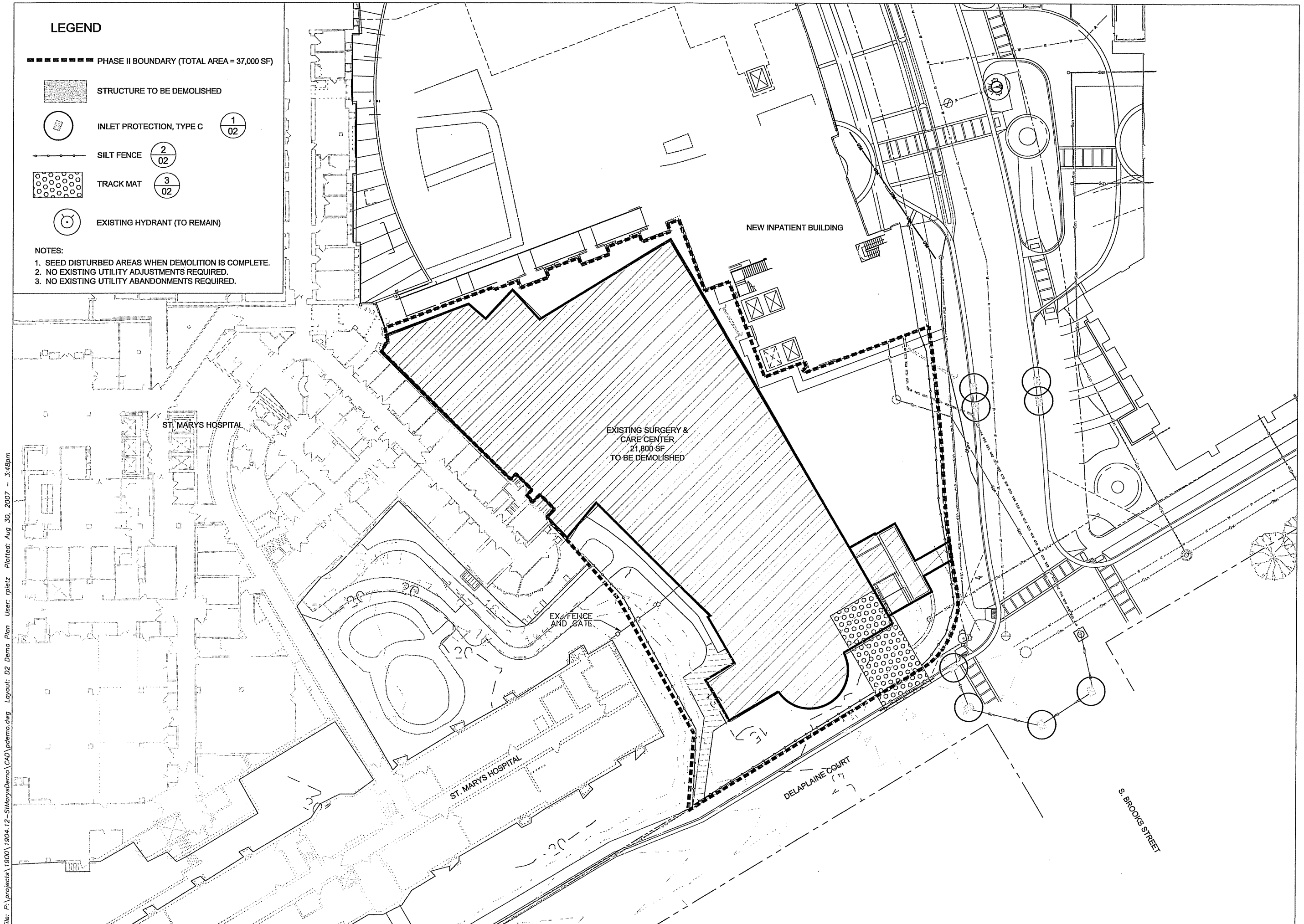
3
02



EXISTING HYDRANT (TO REMAIN)

NOTES:

1. SEED DISTURBED AREAS WHEN DEMOLITION IS COMPLETE.
2. NO EXISTING UTILITY ADJUSTMENTS REQUIRED.
3. NO EXISTING UTILITY ABANDONMENTS REQUIRED.



SCHREIBER / ANDERSON
ASSOCIATES, INC.

717 John Nolen Drive
Madison, WI 53713
Ph. 608.255.0800
Fax. 608.255.7750
www.saa-madison.com

Revision Date

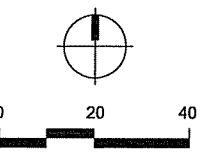
Project Name

Demolition
Phase II

St. Marys
Hospital Medical Center
Madison, WI

Drawn By: RDP
Checked By: JL
File: pdemo.dwg
Issued For: Review
Issue Date: 2007/0831
Project No. 1904.12

OPTION
Demolition and
Erosion Control



Sheet Number

D2

