

*Madison Police Department
Arrest and Citation Analysis at MMSD High Schools
February 2019*

Introduction

Data in this report covers physical arrest and citation incidents that occurred on the campuses of East, La Follette, Memorial and West High Schools during the 2015-16, 2016-17 and 2017-18 school years. This data includes incidents that occurred on campus during these school years, regardless of the time of day.

Arrest data shared in this report are only instances of “physical arrest.” This means an officer made a custodial arrest and the individual was removed from the high school and taken or released elsewhere. Citation data shared in this report are all instances where an officer issued an individual a citation or ticket only. Citations are not cross-counted as arrests in this report. Previous public reports from others have routinely counted certain citations (where no custodial or physical arrest occurred) as “arrests.” This reporting of certain types of crimes as arrests when the officer actually issued a citation and did not make a custodial arrest can be very misleading – especially when examining arrest and citation trends. This practice of counting certain citations as arrests is typically done when National Incident Based Reporting System (NIBRS) designations are used. The NIBRS is used when reporting crime data to the FBI and can be a useful tool, but can also cause confusion for those not familiar with its nuances. To clarify this distinction, this report differentiates physical arrests and citations.

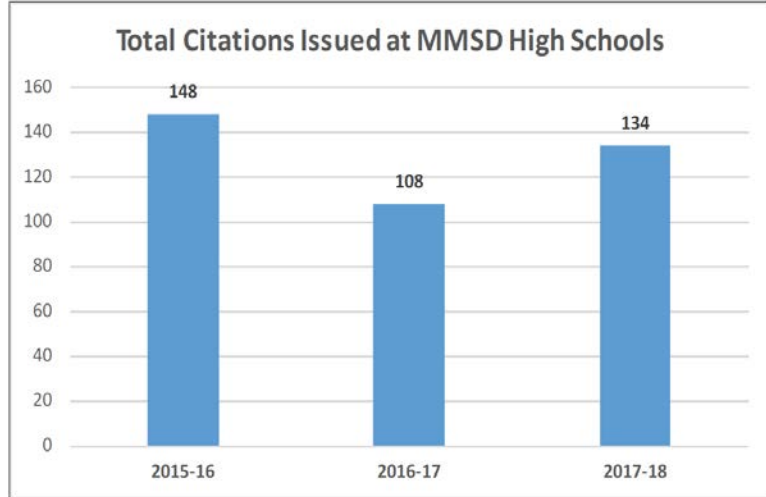
When reviewing MPD juvenile citation data (ages 12-16 years old), it must be emphasized that every juvenile cited in this age range, regardless of offense, was offered a restorative justice diversion away from Madison’s Municipal Court which means formal consequences from the criminal justice system could be avoided. Since 2015 when MPD first partnered with Dane County Timebank, Briarpatch and the YWCA to make restorative justice available to all youth ages 12-16, an overwhelming majority of juveniles each year have chosen this option after receiving a citation.

Finally, arrest and citation numbers in this report should not be attributed only to MPD’s School Resource Officers (SRO’s) as these numbers include those generated from other MPD officers (Patrol Officers, Detectives, etc.). Lately, SRO’s have been “evaluated” by many in the public solely by these two enforcement outputs – citations and arrests. There are countless other activities and efforts that consume the majority of a typical work day for each SRO – serving as a reliable resource to the entire school community; building new relationships and deepening existing ones with students, families and MMSD employees; reinforcing and expanding diversion and deflection efforts to keep kids away from the criminal justice system; and helping to ensure the overall safety of each MMSD High School campus.

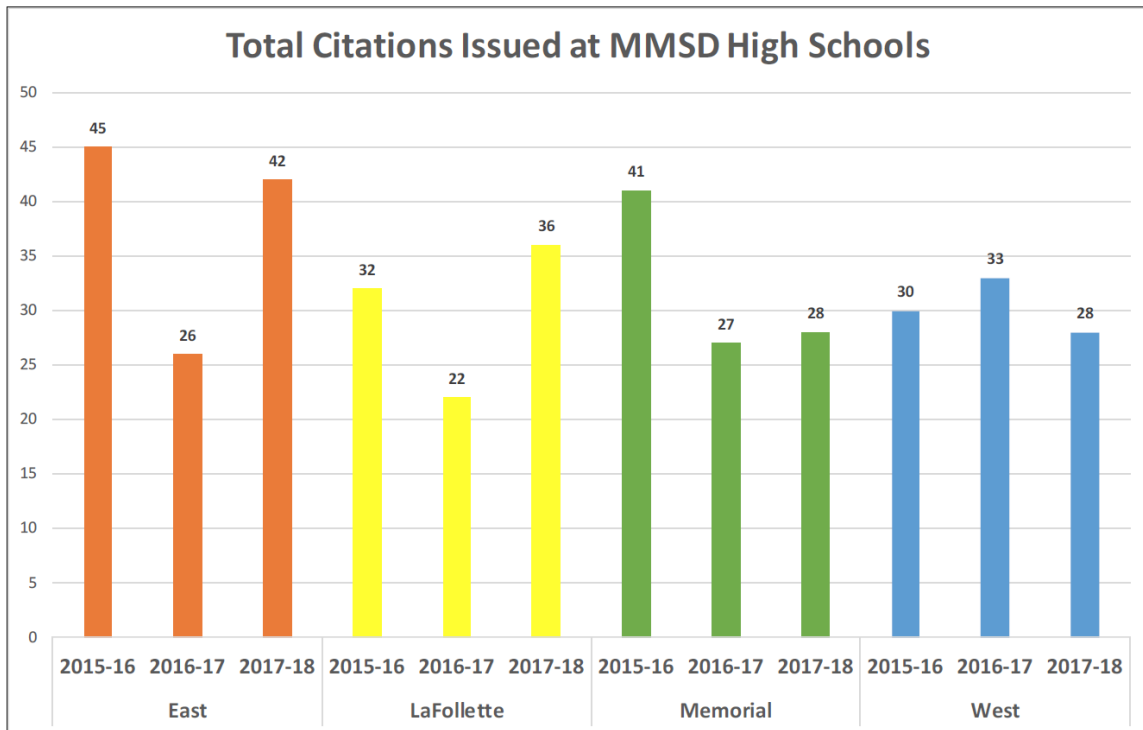
*Madison Police Department
Arrest and Citation Analysis at MMSD High Schools
February 2019*

Citation Data at MMSD High Schools

Over these three years, 390 citations were issued to 335 individuals. Also during this time, 17 citations were issued outside of traditional school hours (all after 5pm) but still on campus. Citations in the 2017-18 school year increased 24% from 2016-17, but this total is nearly 10% lower than what was issued in 2015-16.



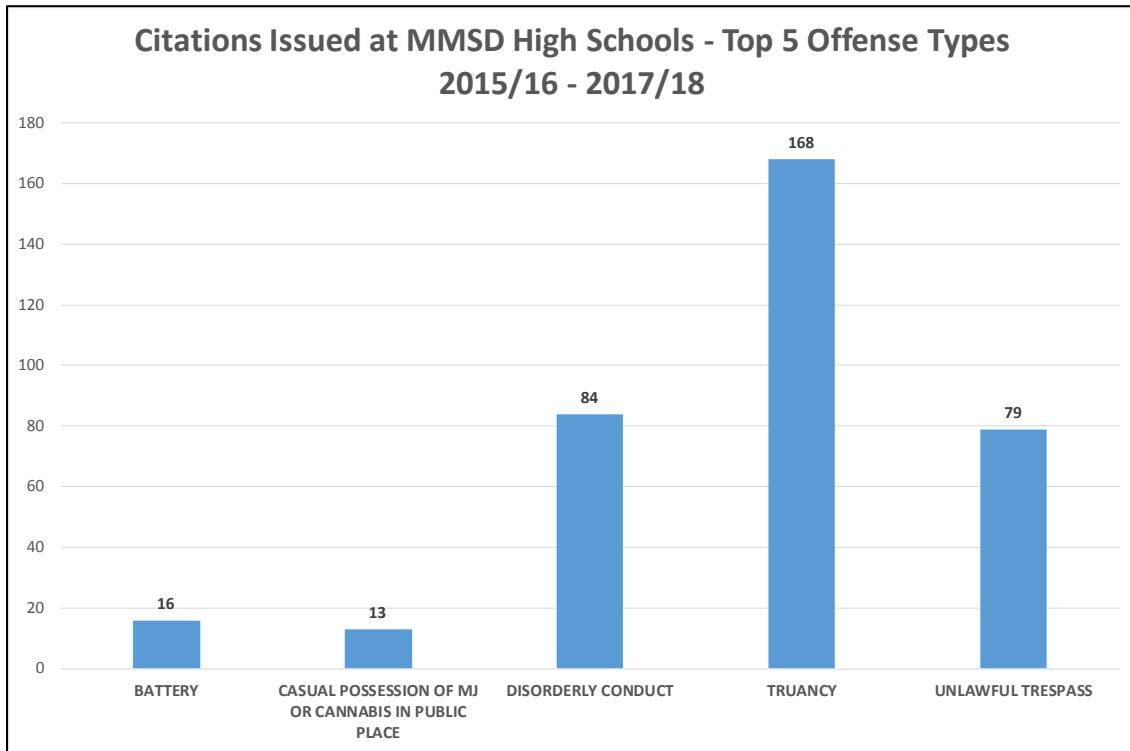
The chart below shows the total citations issued broken out by school and year:



Increases in citations at East and La Follette drove the overall increase at the four high schools during the 2017-18 school year.

*Madison Police Department
Arrest and Citation Analysis at MMSD High Schools
February 2019*

This chart shows the top five offense types for citations issued during the same three school years:

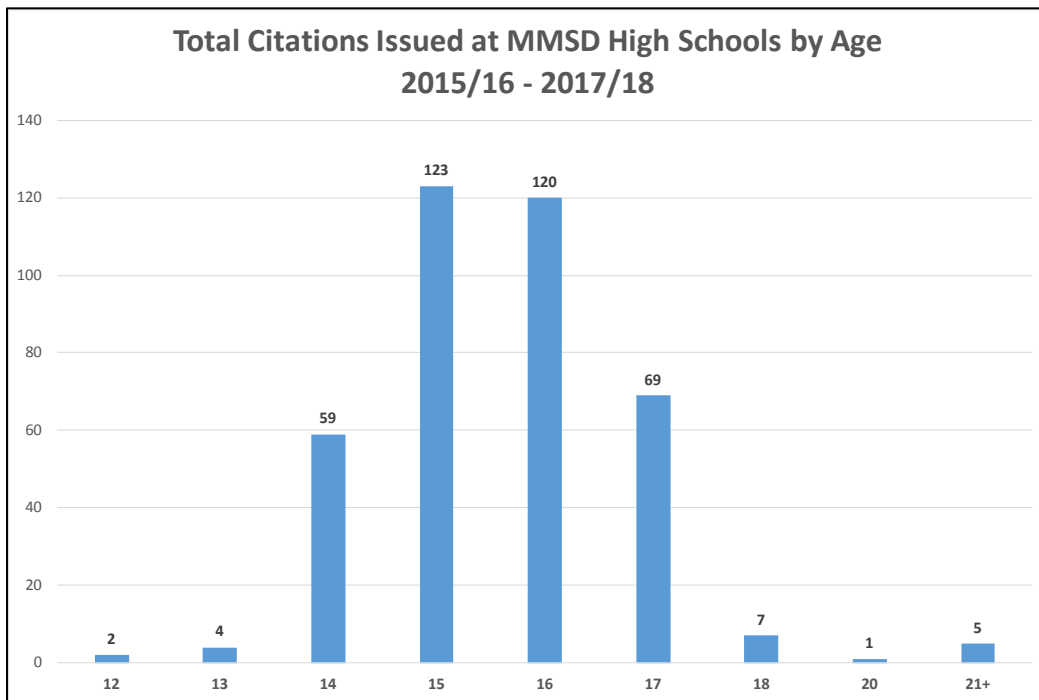
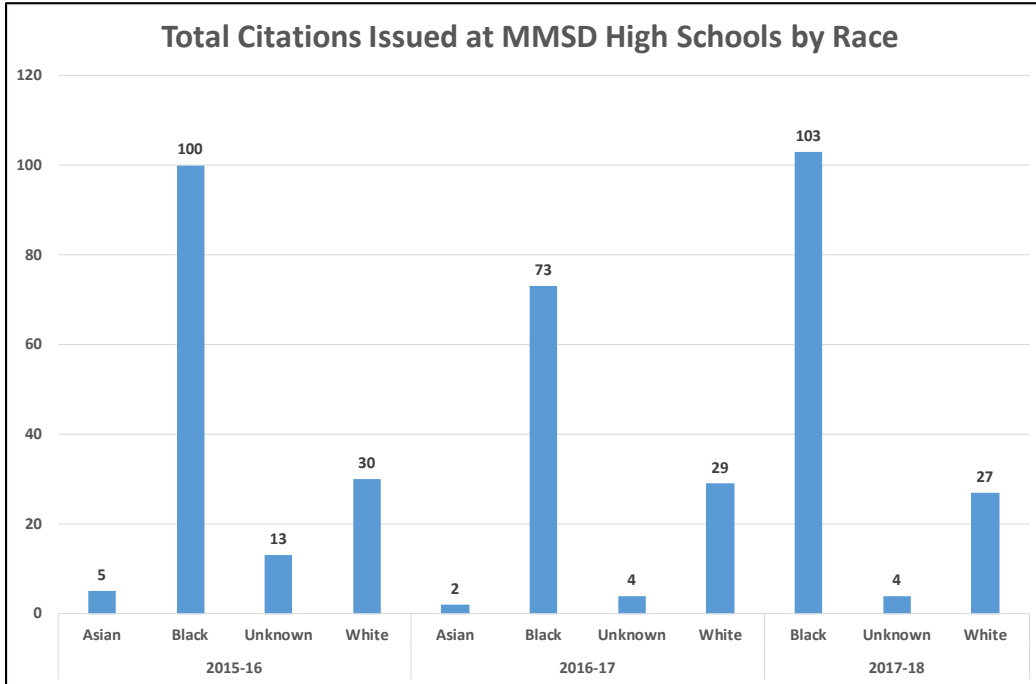


Truancy accounted for almost 43% of all the citations issued at our high schools. Each MPD SRO – at the request of the Student Support and Intervention Team or the Attendance Team – issues truancy citations to habitually truant students. In other words, MPD officers issue truancy citations at the direction of MMSD. Approximately 60% of truancy citations were issued to students of color.

Unlawful trespass and truancy offenses accounted for approximately 63% of all citations issued. Unlawful trespass was the third most common offense type. While citations for trespassing can be issued by officers proactively, it is much more common for an SRO or another officer to be notified or requested to respond to a trespassing violation by a school official or administrator.

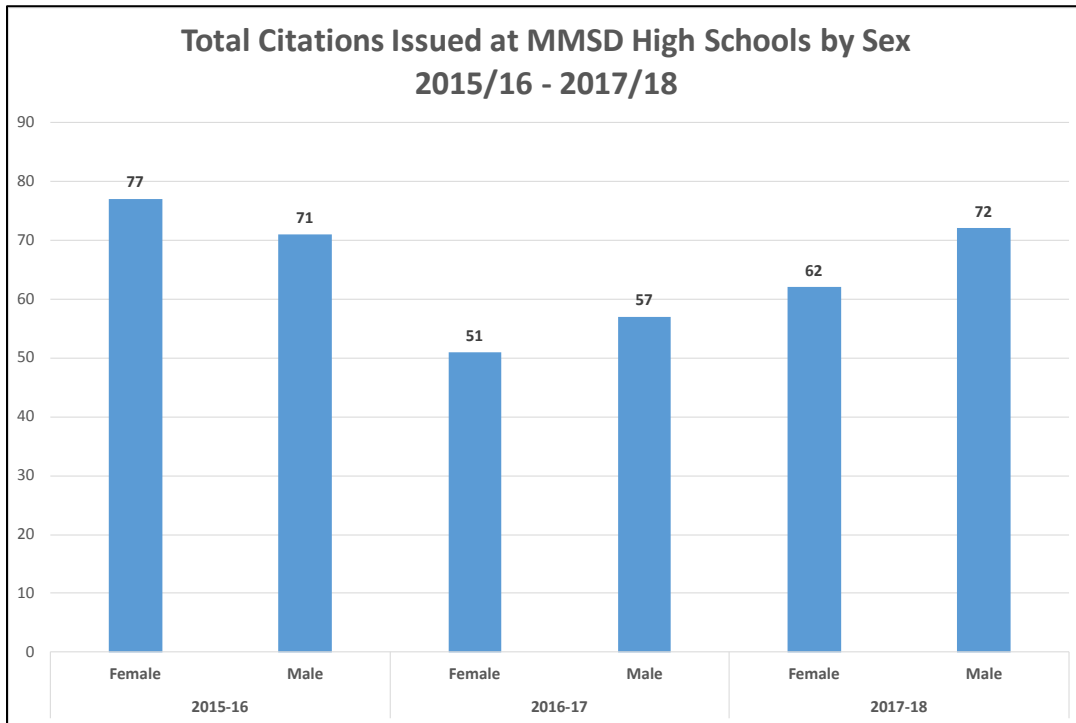
*Madison Police Department
Arrest and Citation Analysis at MMSD High Schools
February 2019*

The charts below show these citations broken down by race, age and sex:

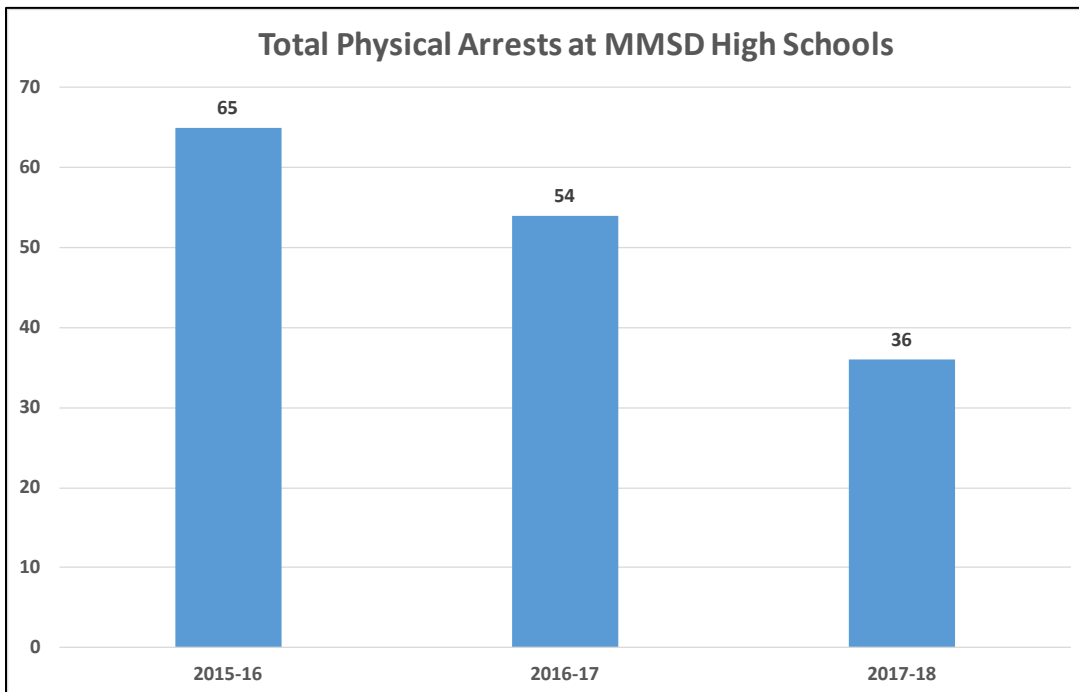


62% of the citations issued were to 15 and 16 year-old juveniles. Six citations were issued to individuals between the ages of 20 and 37 years old.

*Madison Police Department
Arrest and Citation Analysis at MMSD High Schools
February 2019*



Physical Arrest Data at MMSD High Schools



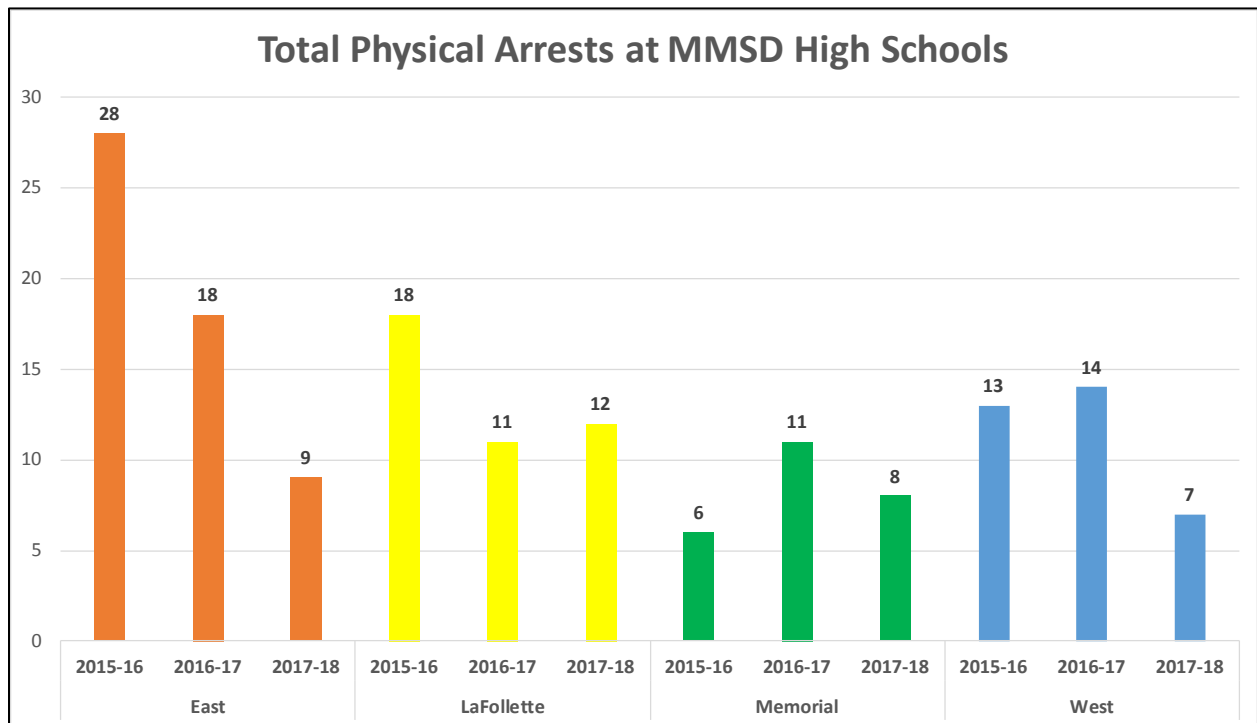
Physical arrests at all four MMSD High School have declined steadily over the past three years. From the 2015-16 school year to the 2017-18 school year, there was a 45% decrease in physical arrests. During the 2017-18 school year, 33 of the 36 physical arrests involved school-aged youth. Assuming that all 33

*Madison Police Department
Arrest and Citation Analysis at MMSD High Schools
February 2019*

instances involved MMSD high school students, this would mean that approximately 0.4% of all MMSD high school students at these four schools experienced a physical arrest on campus.

Over these three school years, the 155 distinct instances of physical arrest accounted for 257 distinct criminal charges.

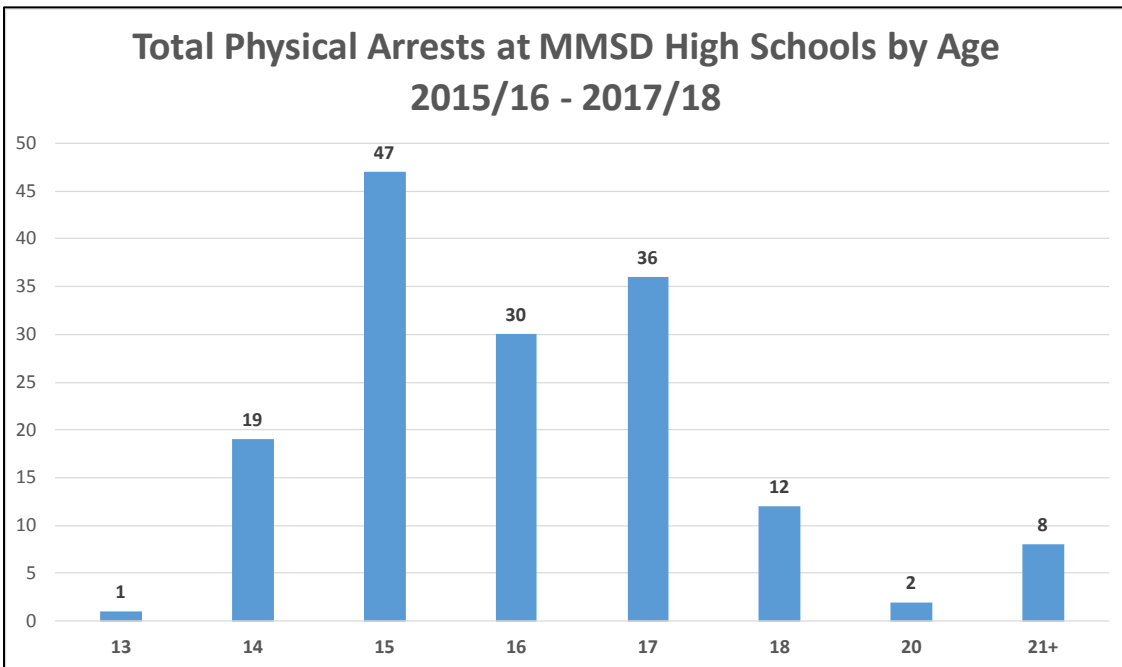
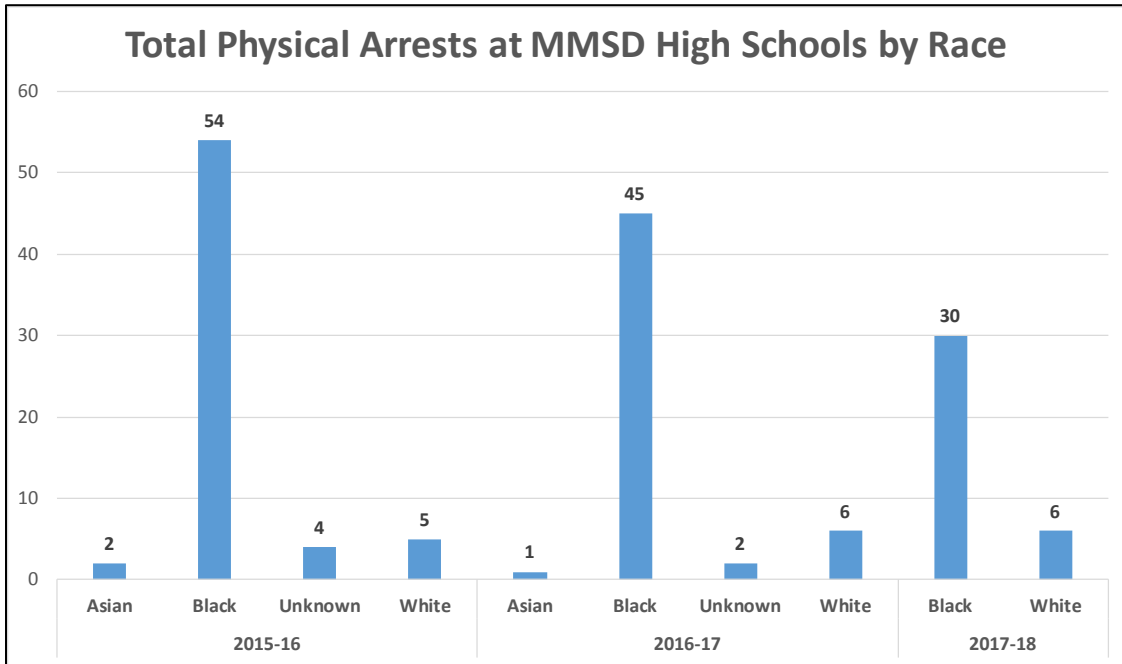
The chart below shows the total arrests issued broken out by school and year:



While total arrests at the four high schools combined have decreased each year, La Follette showed a slight increase or no change between the 2016-17 and 2017-18 school years.

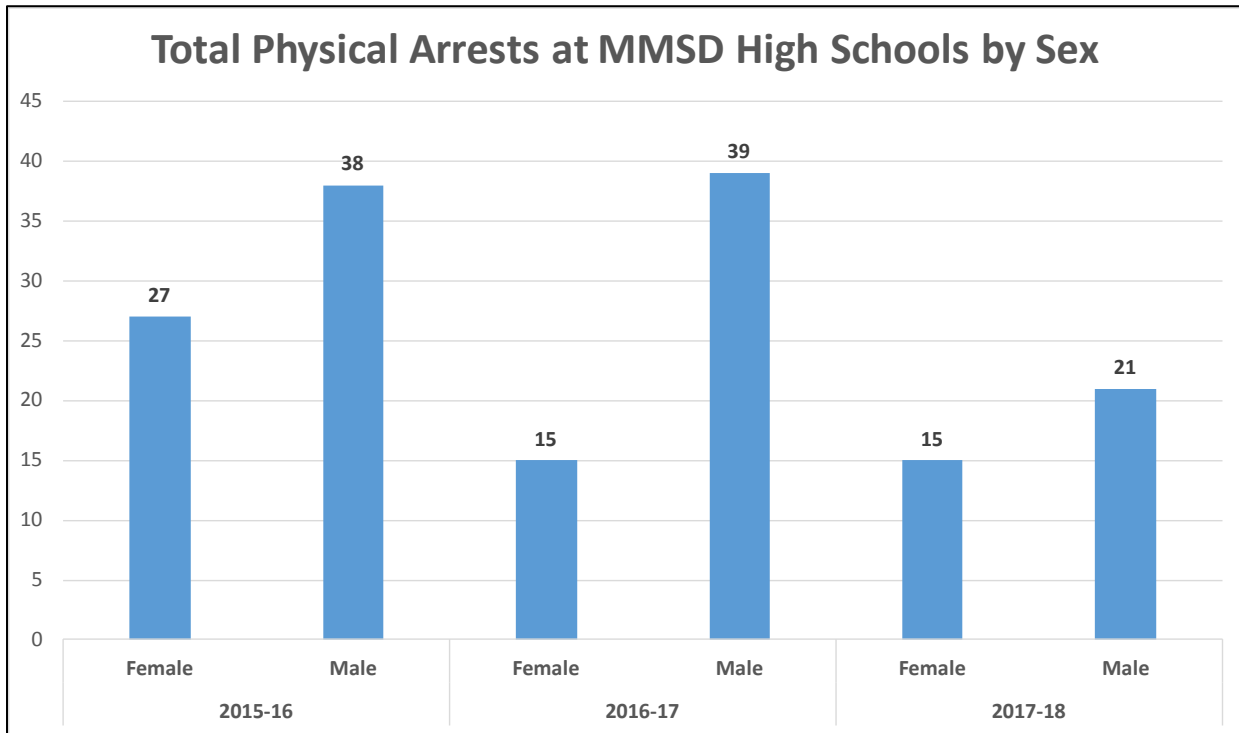
*Madison Police Department
Arrest and Citation Analysis at MMSD High Schools
February 2019*

The charts below show these same physical arrests broken down by race, age and sex:

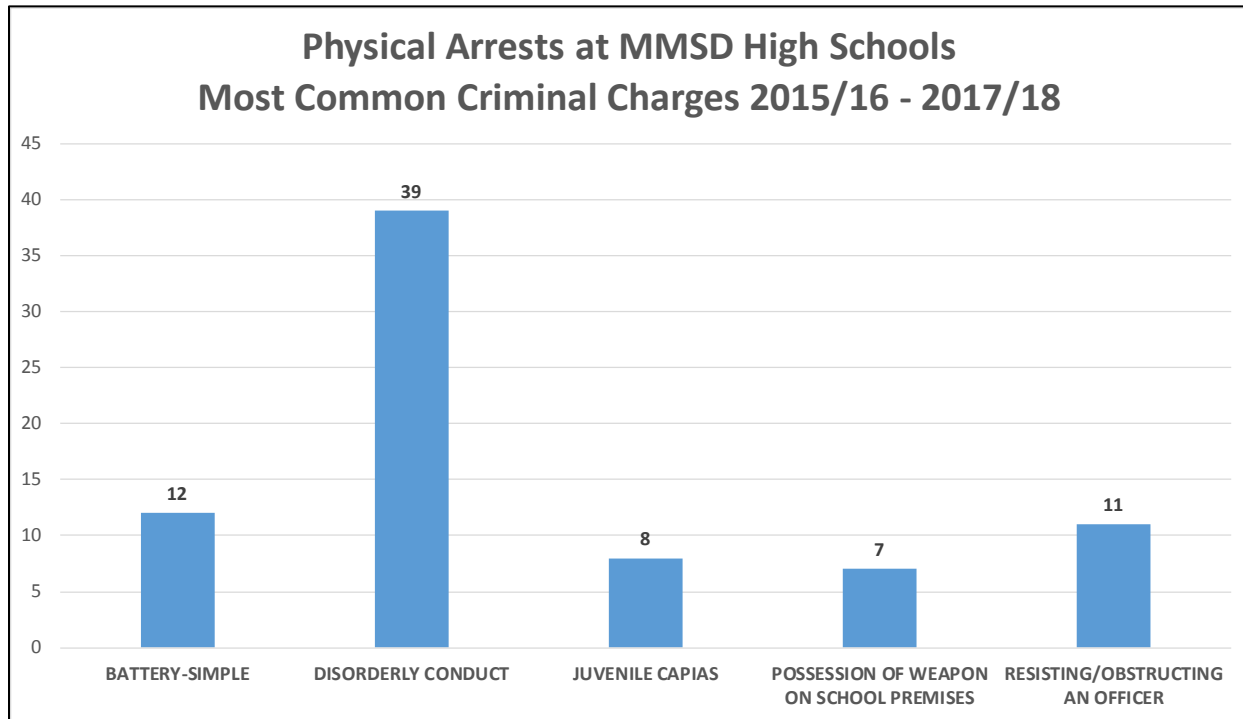


Almost 50% of all physical arrests were of juveniles ages 15 or 16. There were 8 physical arrests of adults over the age of 21.

*Madison Police Department
Arrest and Citation Analysis at MMSD High Schools
February 2019*



The most common criminal charges are shown in the chart below:



Disorderly conduct was the most common criminal charge and reason for physical arrest. Battery and Resisting or Obstructing were the next most common. There were three instances of possession of a firearm not included above.

*Madison Police Department
Arrest and Citation Analysis at MMSD High Schools
February 2019*

Dispositions

Dispositions or where a juvenile was taken or released to after physical arrest were examined. The most common dispositions for youth ages 13-18 who were physically arrested during this time were:

- Taken to the Juvenile Reception Center - 60% of the time
- Taken to the Dane County Jail – 25% of the time (all 17-18 year olds)
- Released to a Guardian/Responsible Party – 9% of the time
- Other – 6% of the time

Repeated Contacts

Finally, when examining the citation and arrest data during this three year time period, it was impossible to not take note of the individuals who were repeatedly cited, arrested or a combination of both. In total, 66 juveniles were cited or arrested (or a combination) on more than one distinct occasion during the three school years. The below chart shows the 25 youth with the most citations, arrests or both (labeled A-Y to remove identifiers). These youth accounted for approximately 15% of the total arrests and citations.

