



# Pathways to Recovery Madison and Dane County Addiction Resource Team (ART)

## ART Data Summary: Monthly August 2023

(Includes Data Collected August 1-31, 2023)

Summary Developed by the University of Wisconsin-Madison Population Health Institute

### REFERRALS IN AUGUST 2023

The ART received **56** referrals\*\* between August 1-31, 2023.

### ELIGIBLE REFERRALS IN AUGUST 2023

Of the 56 referrals made to the Addiction Resource Team this month, 50 or **89%** were eligible\*\* for an in-person or phone ART visit.

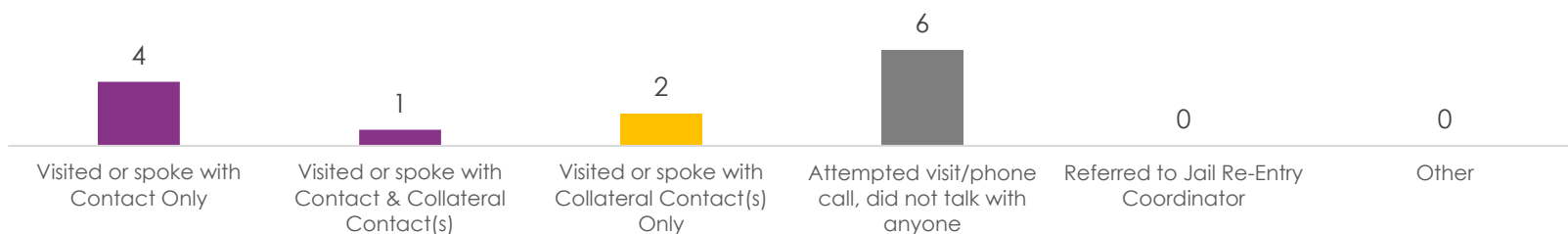


### VISITS ATTEMPTED IN AUGUST 2023

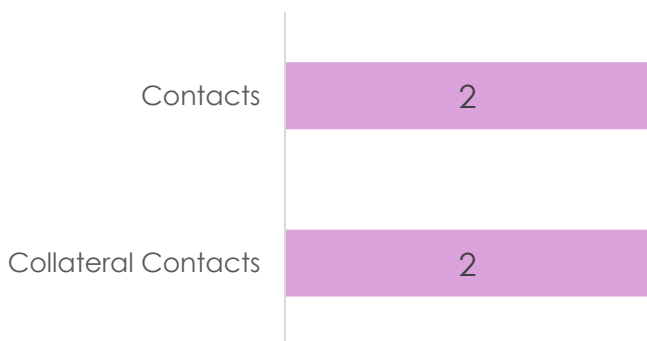
The Addiction Resource Team attempted **13** phone or in-person visits\*\* with 13 individuals\* this month. The average amount of time between precipitating event and the first attempted contact was approximately 13.9 days (0-62-day range).

### OUTCOME OF VISITS IN AUGUST 2023

Of the 13 attempts\*\* made in August 2023, five visits/calls resulted in talking with the intended contact only, four resulted in speaking with collateral contacts only, four were attempts only, and one resulted in speaking with both the contact and collateral contact(s).



### RECOMMENDATIONS MADE IN AUGUST 2023



Two visits where contacts were met ended with verbal recommendations. Two collateral contacts were met and given verbal recommendations.\*\*

■ Warm Hand-Offs    ■ Verbal Recommendations

\*Unduplicated count

\*\*Duplicated count



# Pathways to Recovery Madison and Dane County Addiction Resource Team (ART)

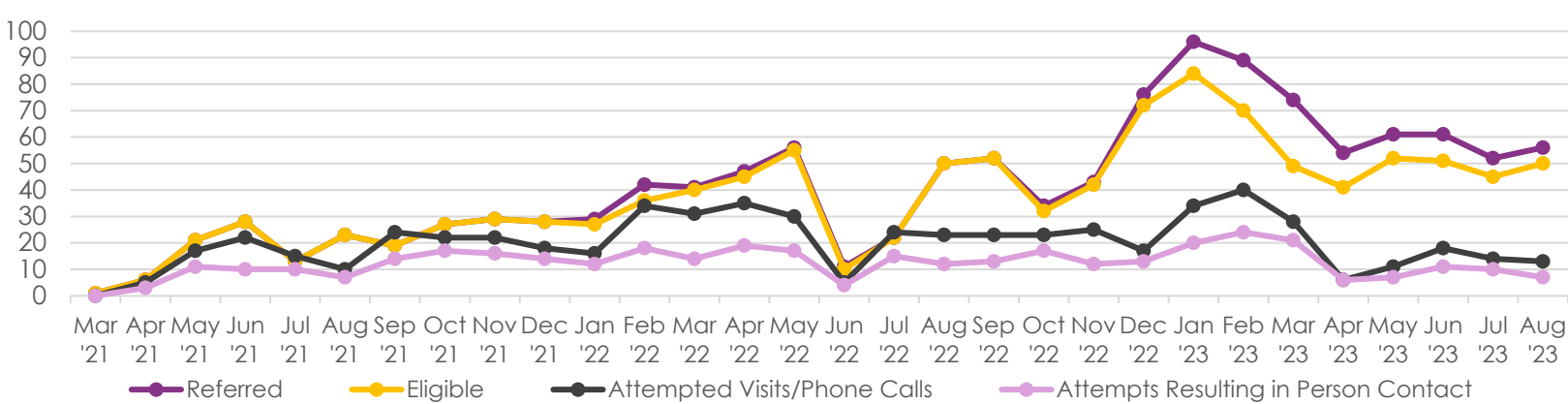
## ART Data Summary: Program to Date

(Includes Data Collected March 1, 2021– August 31, 2023)

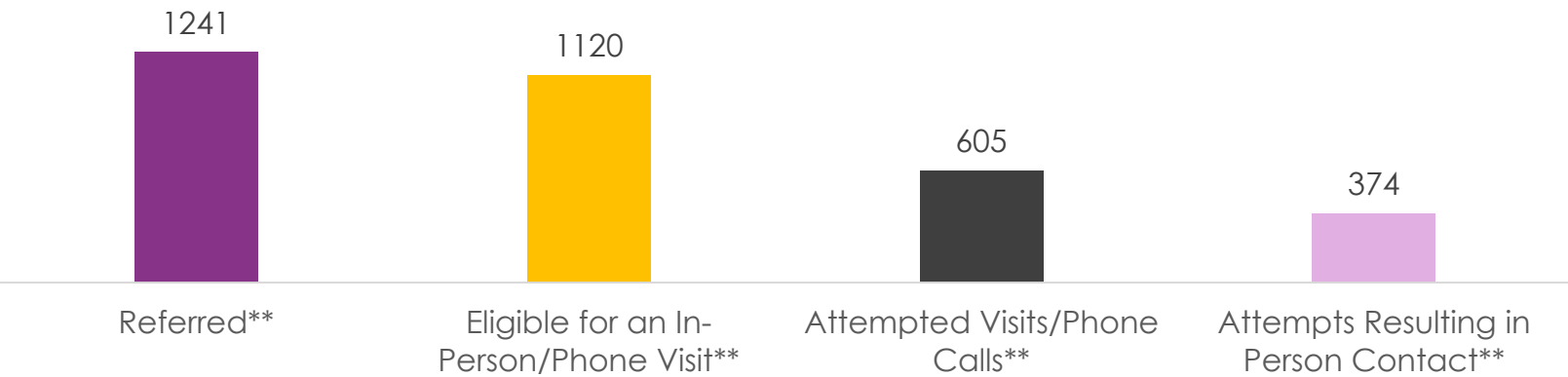
Summary Developed by the University of Wisconsin-Madison Population Health Institute

### ART to Date

The line graph below shows monthly trends in ART referrals\*\* from March 1, 2021 – August 31, 2023.



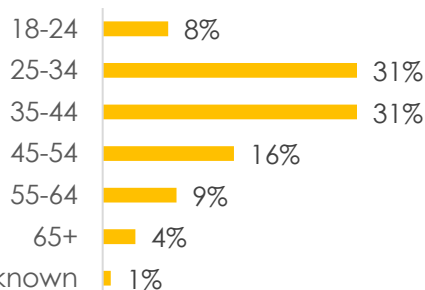
The chart below shows overall totals from March 1, 2021 – August 31, 2023.



### Demographics to Date

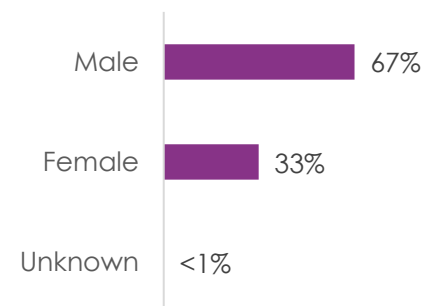
The following charts depict demographics\*\*\* of ART referrals\* from March 1, 2021 – August 31, 2023.

The highest percentage of referrals were between the ages of 25-44.



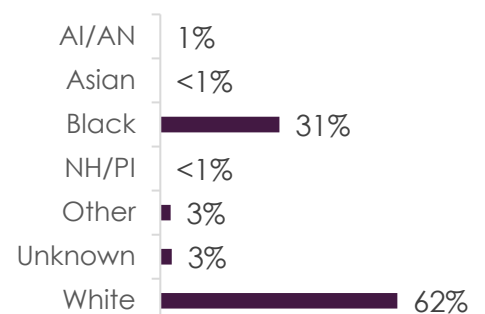
\*Unduplicated count

The majority of referrals were males.



\*\*Duplicated count

Over 60% of referrals were white.



\*\*\*Demographics are based on MPD Call Records