

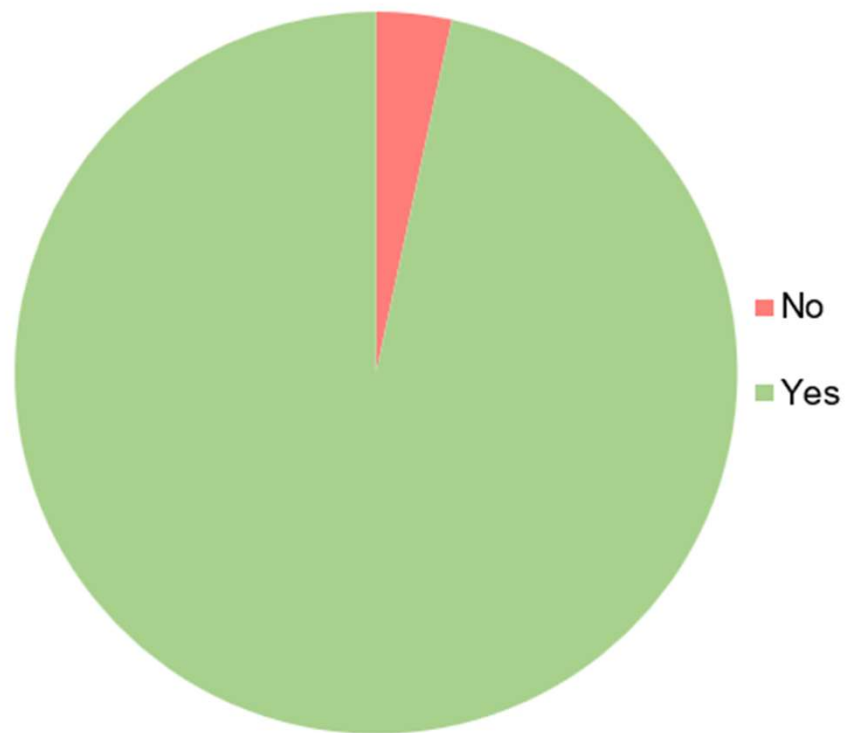


MADISON POLICE DEPARTMENT

Quarterly Digest

July 1st, 2025 – September 30th, 2025

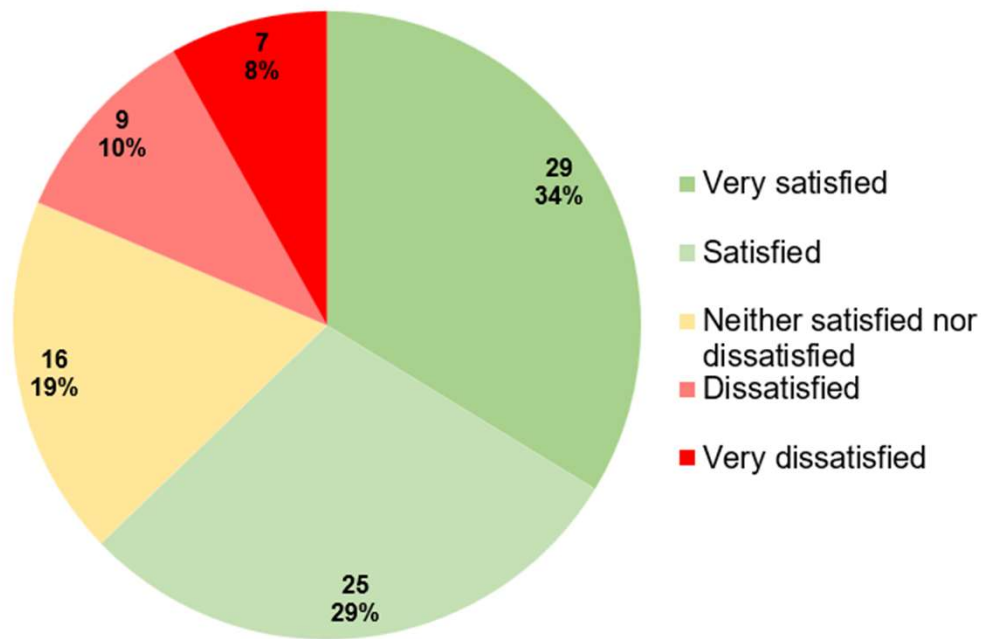
Did you recently file a report with the Madison Police Department?



Row Labels	Count of Answer #	Percentage
No	3	3.37%
Yes	86	97.63%
Grand Total	89	100.00%



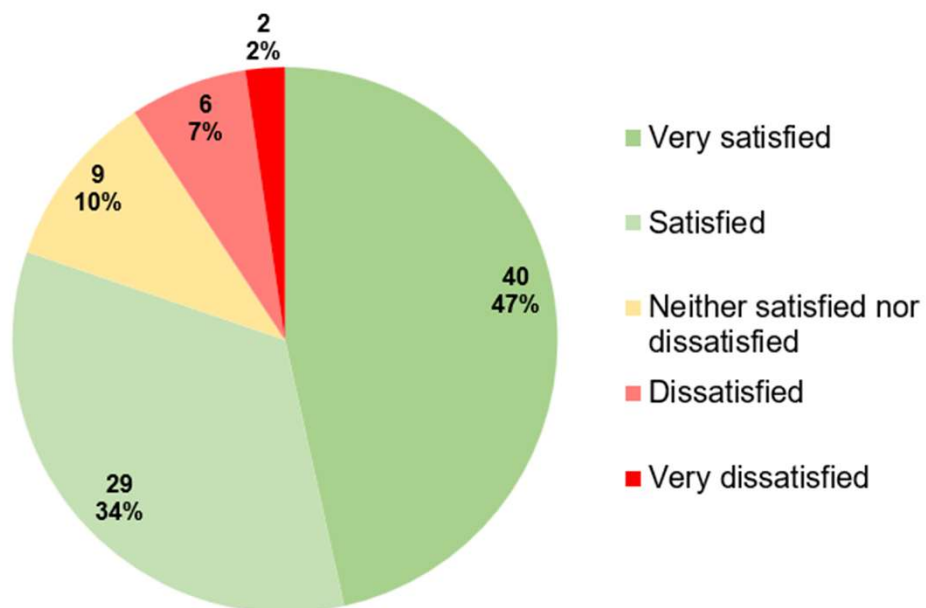
How satisfied are you overall with the Madison Police Department?



Row Labels	Count of Answer #	Percentage
Very satisfied	29	33.72%
Satisfied	25	29.07%
Neither satisfied nor dissatisfied	16	18.60%
Dissatisfied	9	10.47%
Very dissatisfied	7	8.14%
Grand Total	86	100.00%



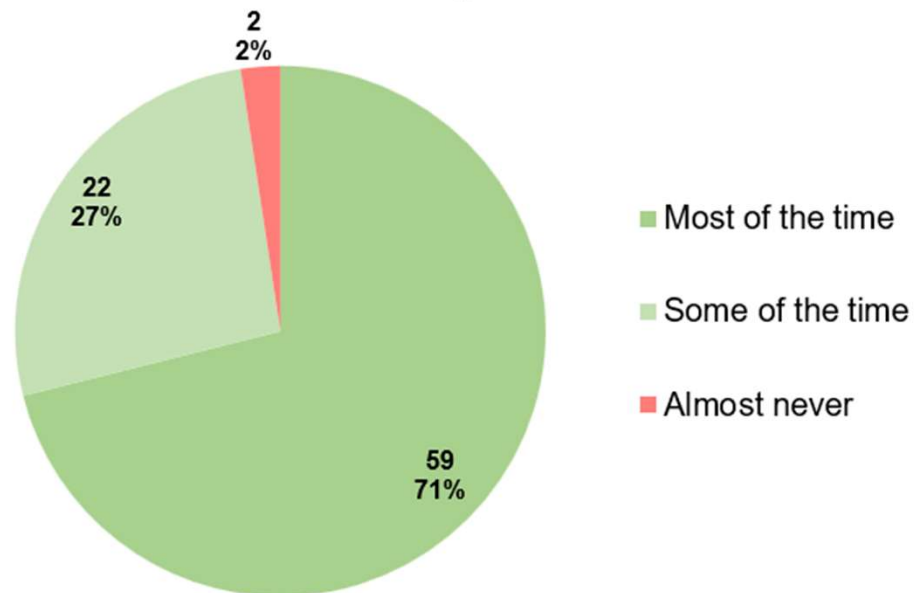
How satisfied were you with the professionalism of the Madison Police Department personnel that you interacted with?



Row Labels	Count of Answer #	Percentage
Very satisfied	40	46.51%
Satisfied	29	33.72%
Neither satisfied nor dissatisfied	9	10.47%
Dissatisfied	6	6.98%
Very dissatisfied	2	2.33%
Grand Total	86	100.00%



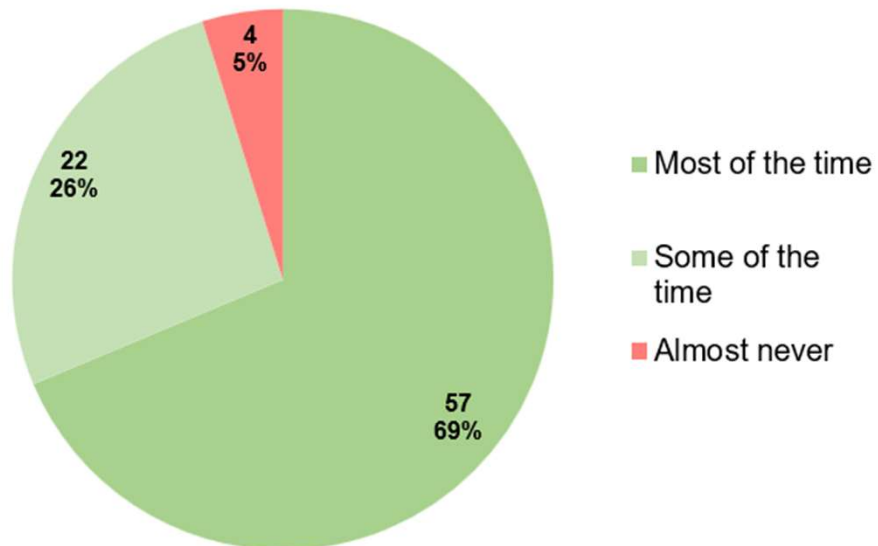
Please indicate if you agree with the following statement: Officers in the Madison Police Department treat people fairly.



Row Labels	Count of Answer #	Percentage
Most of the time	59	71.08%
Some of the time	22	26.51%
Almost never	2	2.41%
Grand Total	83	100.00%



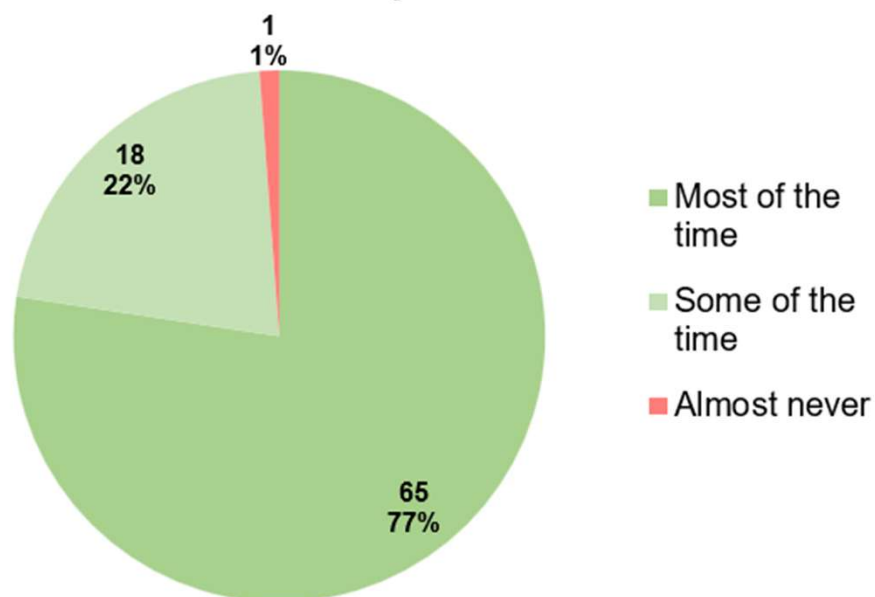
Please indicate if you agree with the following statement: Officers in the Madison Police Department show concern for community members.



Row Labels	Count of Answer #	Percentage
Most of the time	57	68.67%
Some of the time	22	26.51%
Almost never	4	4.82%
Grand Total	83	100.00%



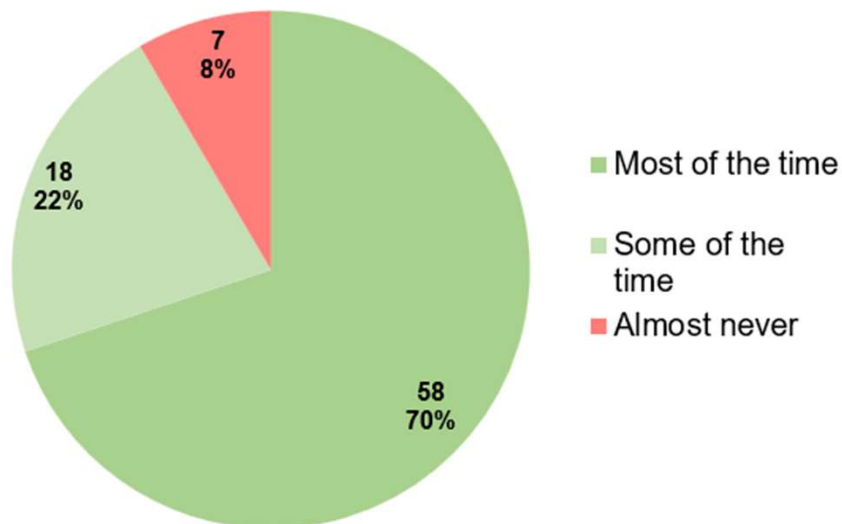
Please indicate if you agree with the following statement: Officers in the Madison Police Department are respectful.



Row Labels	Count of Answer #	Percentage
Most of the time	65	77.38%
Some of the time	18	21.43%
Almost never	1	1.19%
Grand Total	84	100.00%



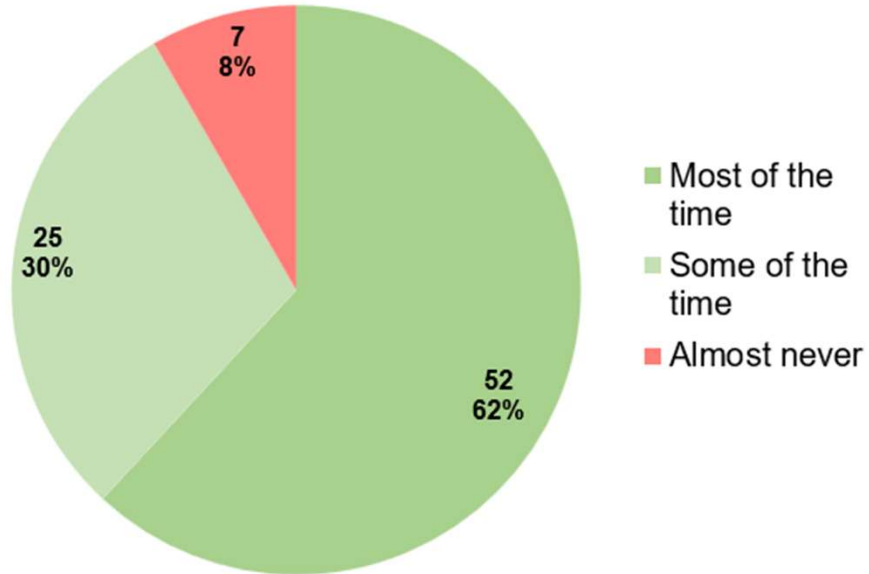
Please indicate if you agree with the following statement: **Officers in the Madison Police Department are responsive to the concerns of the community.**



Row Labels	Count of Answer #	Percentage
Most of the time	58	69.88%
Some of the time	18	21.69%
Almost never	7	8.43%
Grand Total	83	100.00%



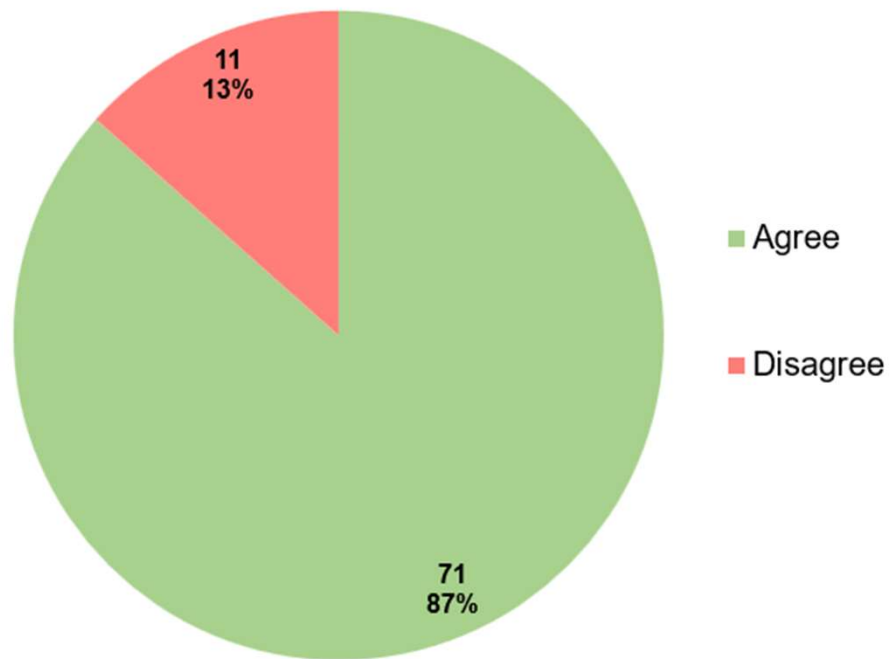
Please indicate if you agree with the following statement: I trust the Madison police department.



Row Labels	Count of Answer #	Percentage
Most of the time	52	61.90%
Some of the time	25	29.76%
Almost never	7	8.33%
Grand Total	84	100.00%



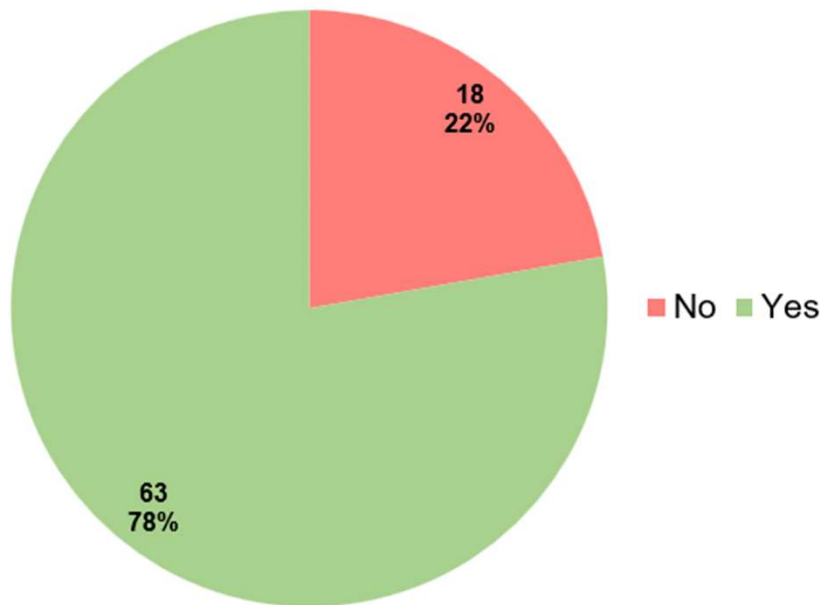
**The officer sufficiently explained his
or her actions and procedures.**



Row Labels	Count of Answer #	Percentage
Agree	71	86.59%
Disagree	11	13.41%
Grand Total	82	100.00%



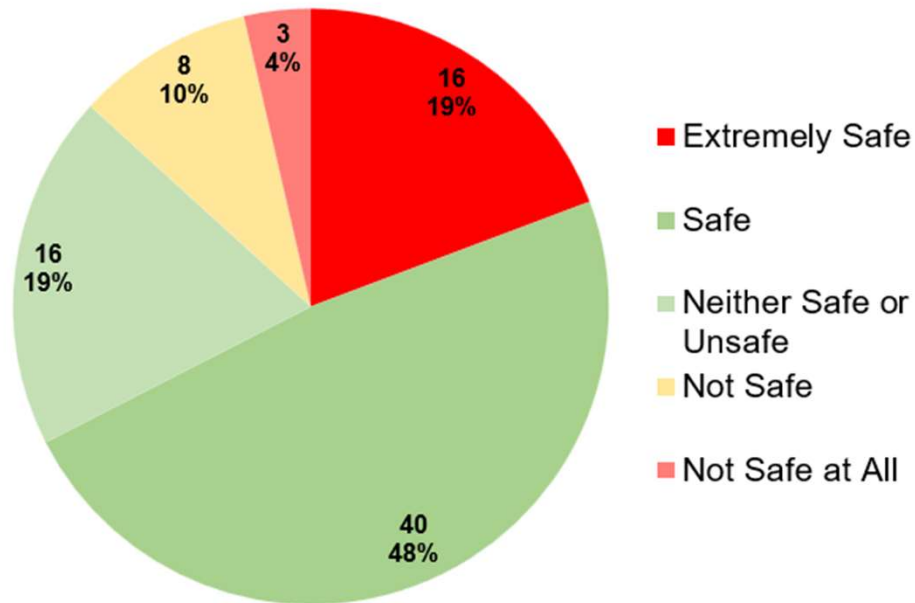
**Did you find the electronic
correspondence sent by the Madison
Police Department helpful?**



Row Labels	Count of Answer #	Percentage
No	18	22.22%
Yes	63	77.78%
Grand Total	81	100.00%



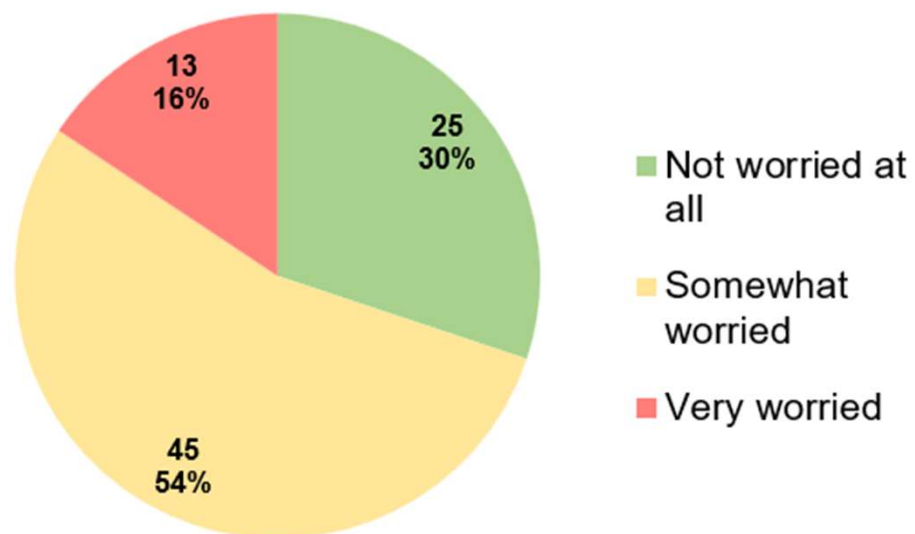
How safe do you feel living / being in the city of Madison?



Row Labels	Count of Answer #	Percentage
Extremely Safe	16	19.28%
Safe	40	48.19%
Neither Safe or Unsafe	16	19.28%
Not Safe	8	9.64%
Not Safe at All	3	3.61%
Grand Total	83	100.00%



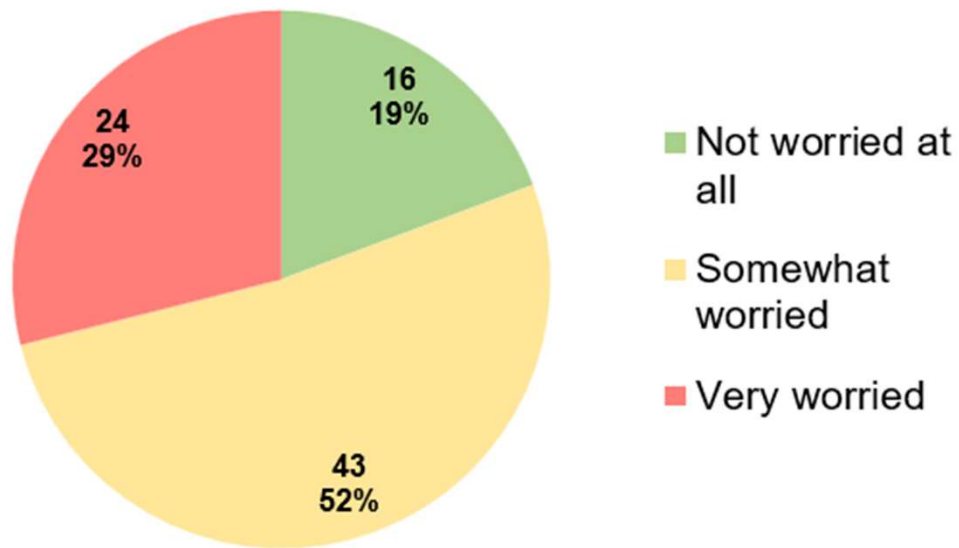
How worried are you with violent crime (batteries, guns, robberies, sexual assaults) in your neighborhood?



Row Labels	Count of Answer #	Percentages
Not worried at all	25	30.12%
Somewhat worried	45	54.22%
Very worried	13	15.66%
Grand Total	83	100.00%



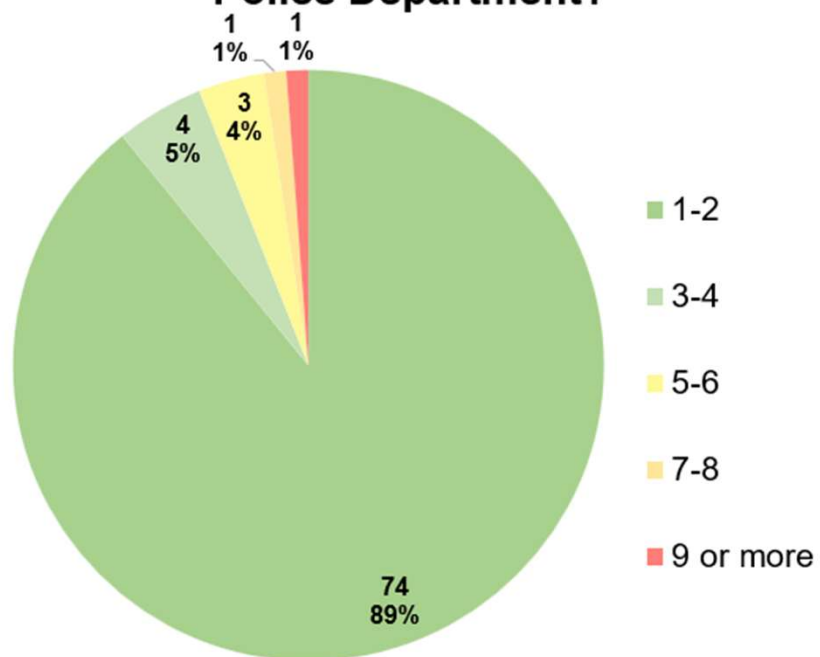
How worried are you with property crime (burglaries, stolen cars, theft from autos) in your neighborhood?



Row Labels	Count of Answer #	Percentage
Not worried at all	16	19.28%
Somewhat worried	43	51.81%
Very worried	24	28.92%
Grand Total	83	100.00%



How many times in the past year have you had contact with the Madison Police Department?



Row Labels	Count of Answer #	Percentage
1-2	74	89.16%
3-4	4	4.82%
5-6	3	3.61%
7-8	1	1.20%
9 or more	1	1.20%
Grand Total	83	100.00%

