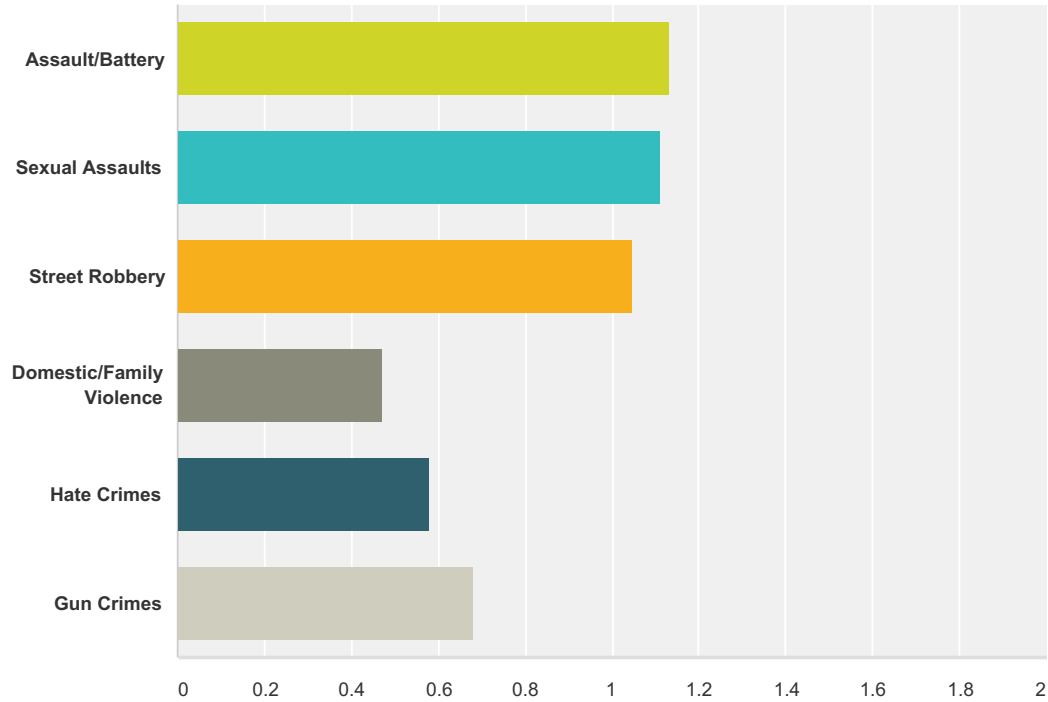


**Q1 Please describe how much of a problem the following activities are in YOUR NEIGHBORHOOD.**

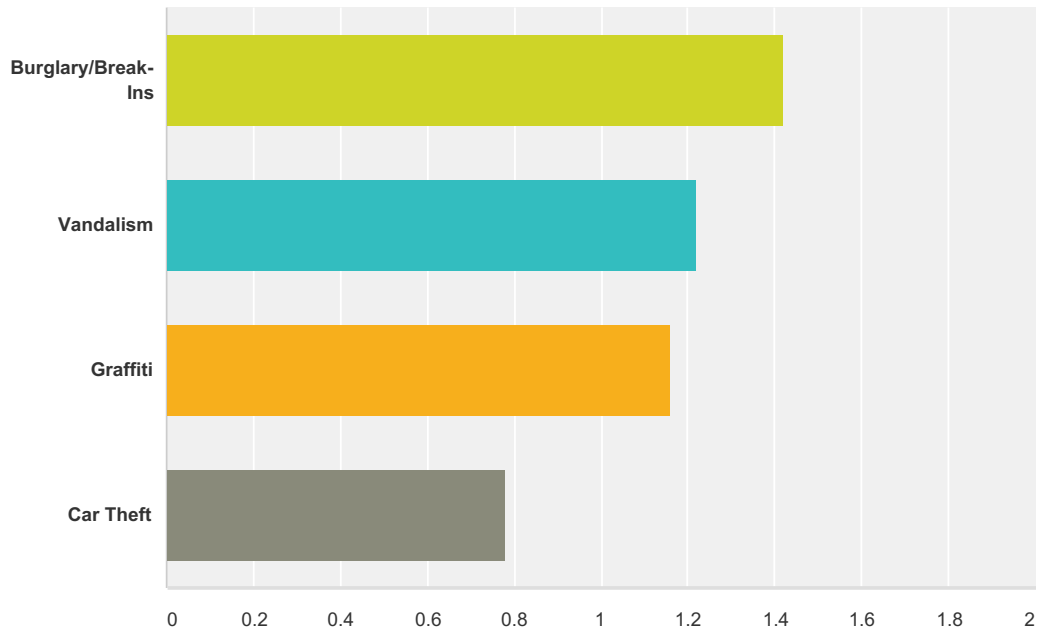
Answered: 45 Skipped: 0



	Don't Know	No Problem	Small Problem	Somewhat of a Problem	Big Problem	Total	Weighted Average
Assault/Battery	11.11% 5	17.78% 8	40.00% 18	20.00% 9	11.11% 5	45	1.13
Sexual Assaults	31.11% 14	4.44% 2	28.89% 13	24.44% 11	11.11% 5	45	1.11
Street Robbery	22.73% 10	18.18% 8	22.73% 10	27.27% 12	9.09% 4	44	1.05
Domestic/Family Violence	55.81% 24	9.30% 4	25.58% 11	6.98% 3	2.33% 1	43	0.47
Hate Crimes	42.22% 19	22.22% 10	17.78% 8	13.33% 6	4.44% 2	45	0.58
Gun Crimes	29.55% 13	27.27% 12	20.45% 9	20.45% 9	2.27% 1	44	0.68

**Q2 Please describe how much of a problem the following activities are in YOUR NEIGHBORHOOD.**

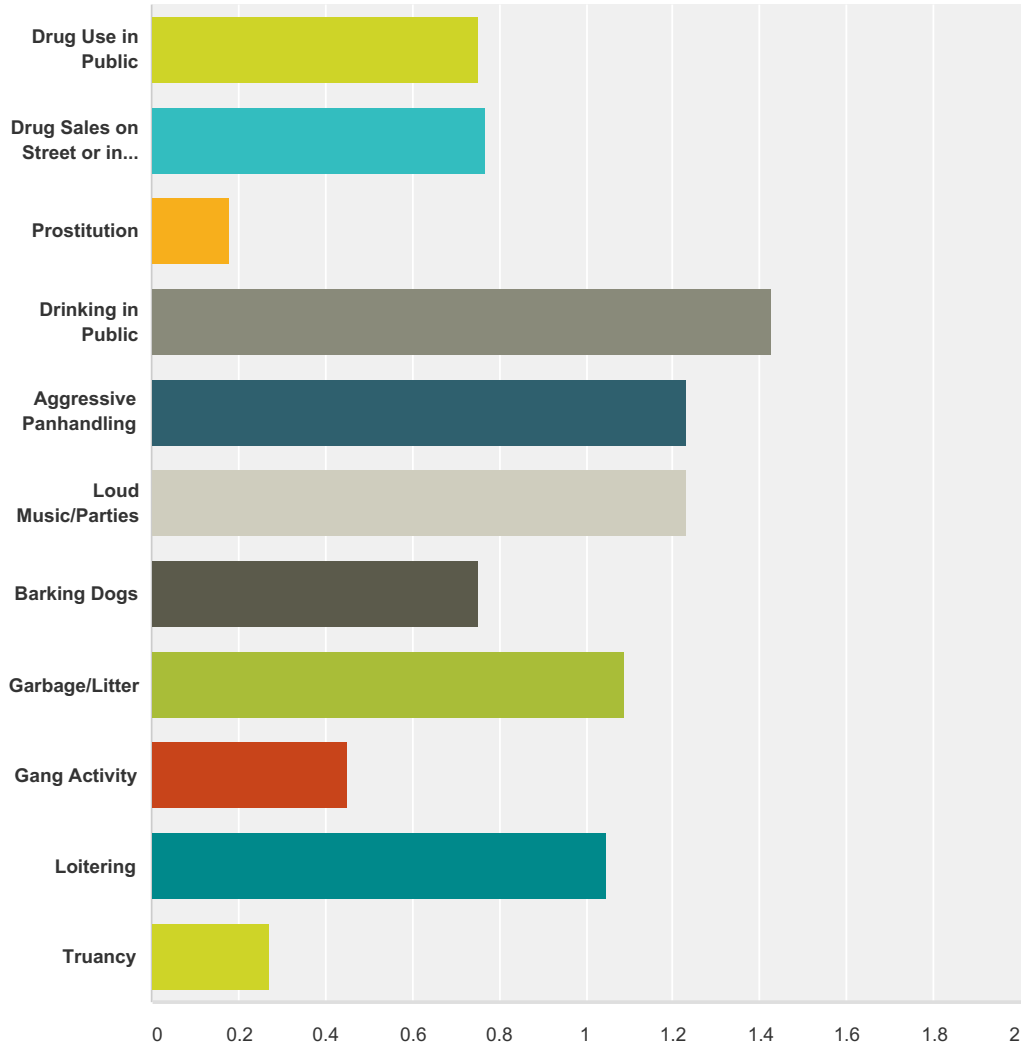
Answered: 45 Skipped: 0



	Don't Know	No Problem	Small Problem	Somewhat of a Problem	Big Problem	Total	Weighted Average
Burglary/Break-Ins	15.56% 7	0.00% 0	37.78% 17	35.56% 16	11.11% 5	45	1.42
Vandalism	11.11% 5	13.33% 6	40.00% 18	24.44% 11	11.11% 5	45	1.22
Graffiti	8.89% 4	24.44% 11	31.11% 14	22.22% 10	13.33% 6	45	1.16
Car Theft	35.56% 16	20.00% 9	17.78% 8	20.00% 9	6.67% 3	45	0.78

**Q3 Please describe how much of a problem the following activities are in YOUR NEIGHBORHOOD.**

Answered: 44 Skipped: 1



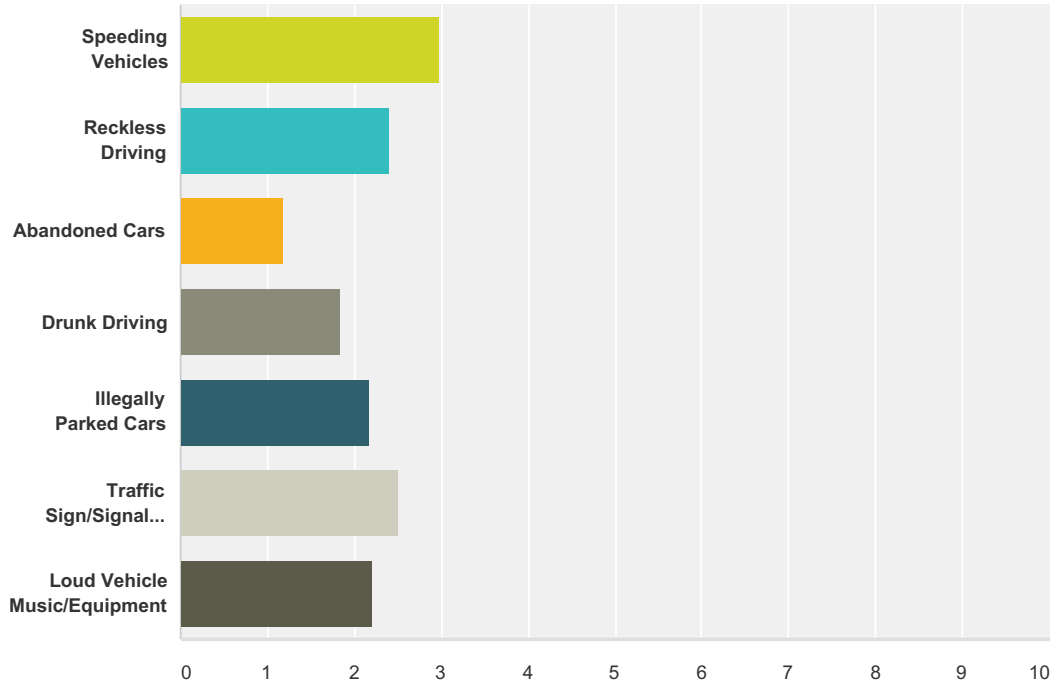
	Don't Know	No Problem	Small Problem	Somewhat of a Problem	Big Problem	Total	Weighted Average
Drug Use in Public	18.18% 8	36.36% 16	22.73% 10	15.91% 7	6.82% 3	44	0.75
Drug Sales on Street or in Drug Houses	31.82% 14	22.73% 10	20.45% 9	18.18% 8	6.82% 3	44	0.77
Prostitution	56.82% 25	31.82% 14	6.82% 3	2.27% 1	2.27% 1	44	0.18
Drinking in Public	6.82% 3	11.36% 5	36.36% 16	29.55% 13	15.91% 7	44	1.43
Aggressive Panhandling	2.27% 1	36.36% 16	20.45% 9	20.45% 9	20.45% 9	44	1.23

## 2016 Madison Police: Central District Community Survey

Loud Music/Parties	<b>6.82%</b> 3	<b>18.18%</b> 8	<b>43.18%</b> 19	<b>15.91%</b> 7	<b>15.91%</b> 7	44	1.23
Barking Dogs	<b>4.55%</b> 2	<b>43.18%</b> 19	<b>34.09%</b> 15	<b>13.64%</b> 6	<b>4.55%</b> 2	44	0.75
Garbage/Litter	<b>4.55%</b> 2	<b>27.27%</b> 12	<b>34.09%</b> 15	<b>27.27%</b> 12	<b>6.82%</b> 3	44	1.09
Gang Activity	<b>47.73%</b> 21	<b>25.00%</b> 11	<b>13.64%</b> 6	<b>9.09%</b> 4	<b>4.55%</b> 2	44	0.45
Loitering	<b>13.64%</b> 6	<b>31.82%</b> 14	<b>22.73%</b> 10	<b>13.64%</b> 6	<b>18.18%</b> 8	44	1.05
Truancy	<b>54.55%</b> 24	<b>29.55%</b> 13	<b>4.55%</b> 2	<b>11.36%</b> 5	<b>0.00%</b> 0	44	0.27

**Q4 Please describe how much of a problem the following activities are in YOUR NEIGHBORHOOD.**

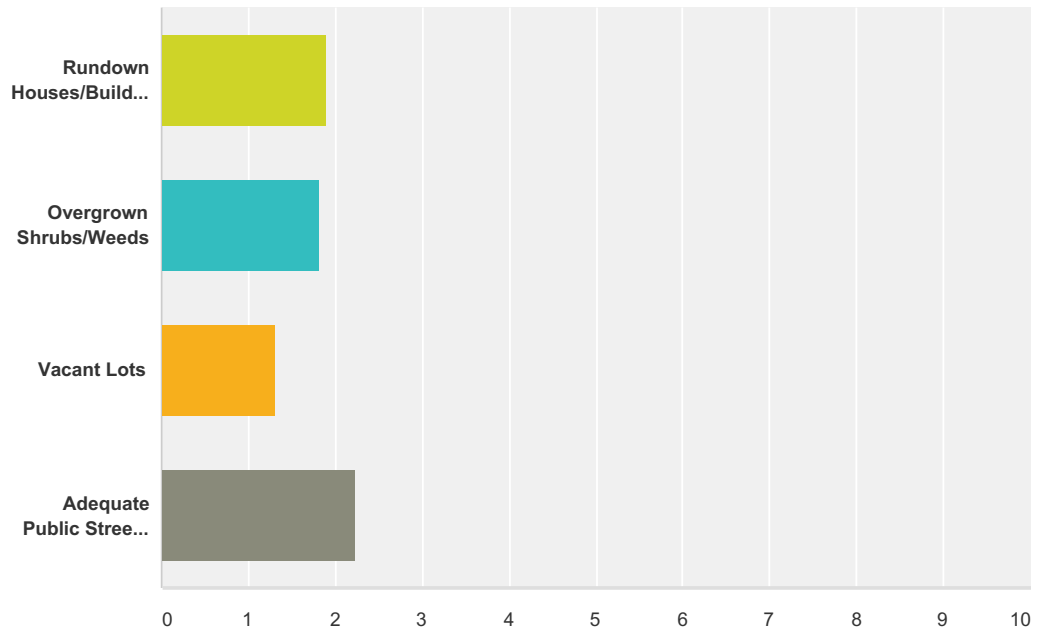
Answered: 44 Skipped: 1



	Don't Know	No Problem	Small Problem	Somewhat of a Problem	Big Problem	Total	Weighted Average
Speeding Vehicles	2.27% 1	11.36% 5	15.91% 7	29.55% 13	40.91% 18	44	2.98
Reckless Driving	9.09% 4	18.18% 8	15.91% 7	45.45% 20	11.36% 5	44	2.41
Abandoned Cars	41.86% 18	41.86% 18	13.95% 6	2.33% 1	0.00% 0	43	1.19
Drunk Driving	40.91% 18	11.36% 5	15.91% 7	27.27% 12	4.55% 2	44	1.84
Illegally Parked Cars	15.91% 7	18.18% 8	25.00% 11	29.55% 13	11.36% 5	44	2.18
Traffic Sign/Signal Violations	15.91% 7	18.18% 8	13.64% 6	20.45% 9	31.82% 14	44	2.50
Loud Vehicle Music/Equipment	4.65% 2	23.26% 10	41.86% 18	11.63% 5	18.60% 8	43	2.21

**Q5 Please describe how much of a problem the following activities are in YOUR NEIGHBORHOOD.**

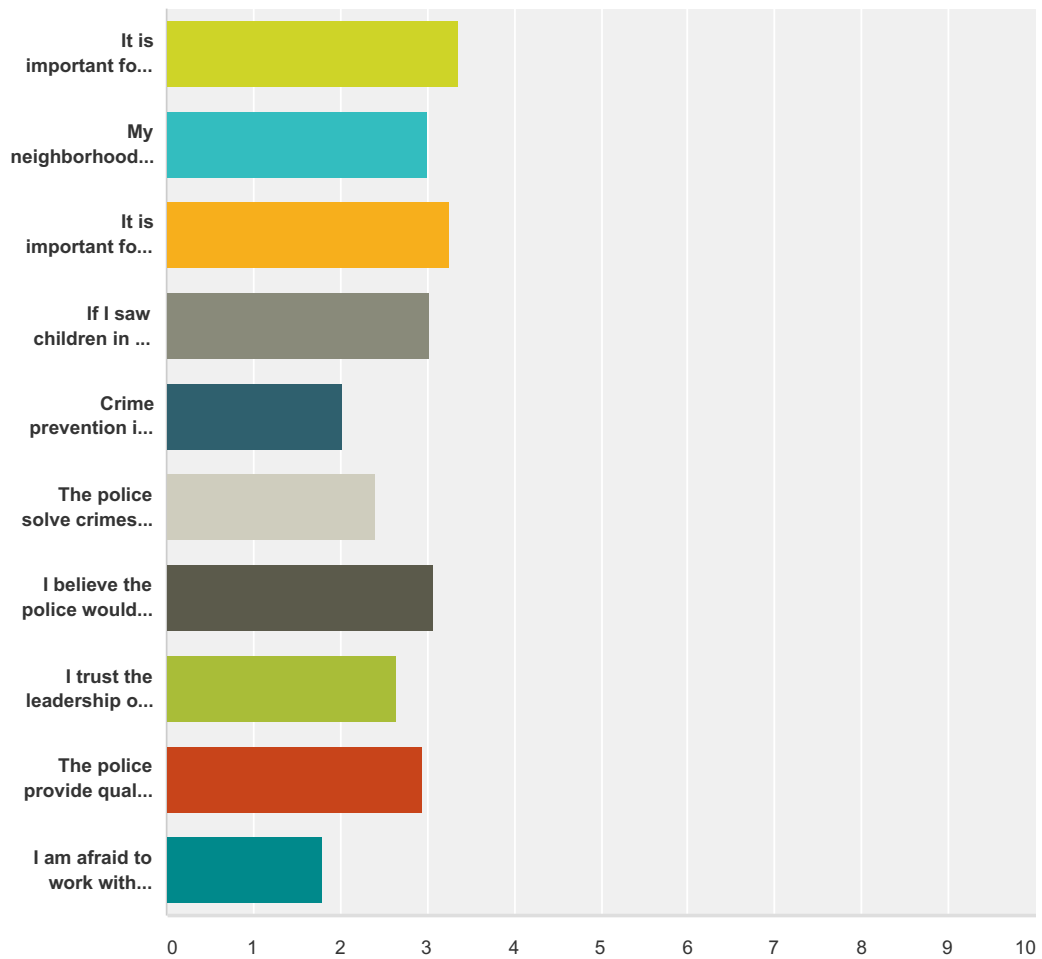
Answered: 44 Skipped: 1



	Don't Know	No Problem	Small Problem	Somewhat of a Problem	Big Problem	Total	Weighted Average
Rundown Houses/Buildings	4.55% 2	31.82% 14	40.91% 18	18.18% 8	4.55% 2	44	1.91
Overgrown Shrubs/Weeds	2.27% 1	38.64% 17	40.91% 18	13.64% 6	4.55% 2	44	1.82
Vacant Lots	13.64% 6	61.36% 27	20.45% 9	2.27% 1	2.27% 1	44	1.32
Adequate Public Street Lighting	0.00% 0	27.27% 12	36.36% 16	22.73% 10	13.64% 6	44	2.23

**Q6 Please indicate how much you agree or disagree with the following statements.**

Answered: 44 Skipped: 1



	Strongly Disagree	Disagree	Agree	Strongly Agree	Total	Weighted Average
It is important for community members to work with the police to solve local problems.	2.27% 1	4.55% 2	47.73% 21	45.45% 20	44	3.36
My neighborhood is a safe place to live.	2.27% 1	11.36% 5	70.45% 31	15.91% 7	44	3.00
It is important for citizens to take an active role in preventing crime.	2.27% 1	4.55% 2	59.09% 26	34.09% 15	44	3.25
If I saw children in my neighborhood causing problems, I would likely first ask them to stop before I called the police to get involved.	6.98% 3	18.60% 8	39.53% 17	34.88% 15	43	3.02
Crime prevention is the responsibility of the police; NOT citizens like me.	20.45% 9	61.36% 27	13.64% 6	4.55% 2	44	2.02
The police solve crimes quickly.	12.20% 5	36.59% 15	48.78% 20	2.44% 1	41	2.41
I believe the police would respond quickly if I were to call them about an emergency.	6.82% 3	9.09% 4	54.55% 24	29.55% 13	44	3.07

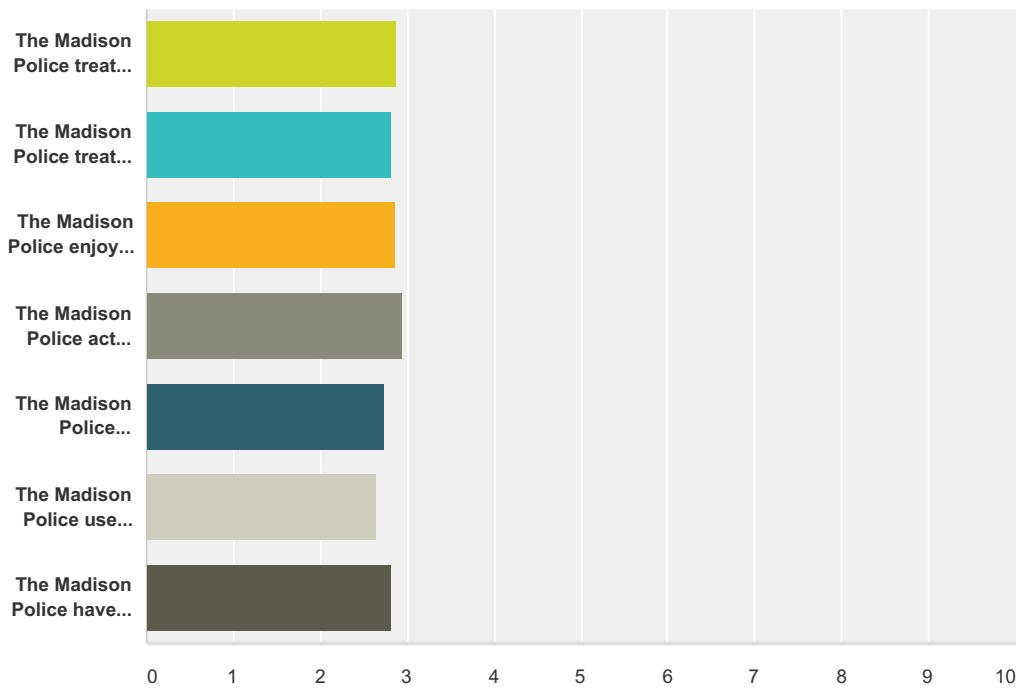
## 2016 Madison Police: Central District Community Survey

I trust the leadership of the Madison Police Department.	<b>17.07%</b> 7	<b>21.95%</b> 9	<b>39.02%</b> 16	<b>21.95%</b> 9	41	2.66
The police provide quality service to the residents of my community.	<b>6.98%</b> 3	<b>13.95%</b> 6	<b>55.81%</b> 24	<b>23.26%</b> 10	43	2.95
I am afraid to work with police for fear of retaliation.	<b>43.90%</b> 18	<b>36.59%</b> 15	<b>14.63%</b> 6	<b>4.88%</b> 2	41	1.80



### Q7 Please indicate your feelings/beliefs of the City of Madison Police Department.

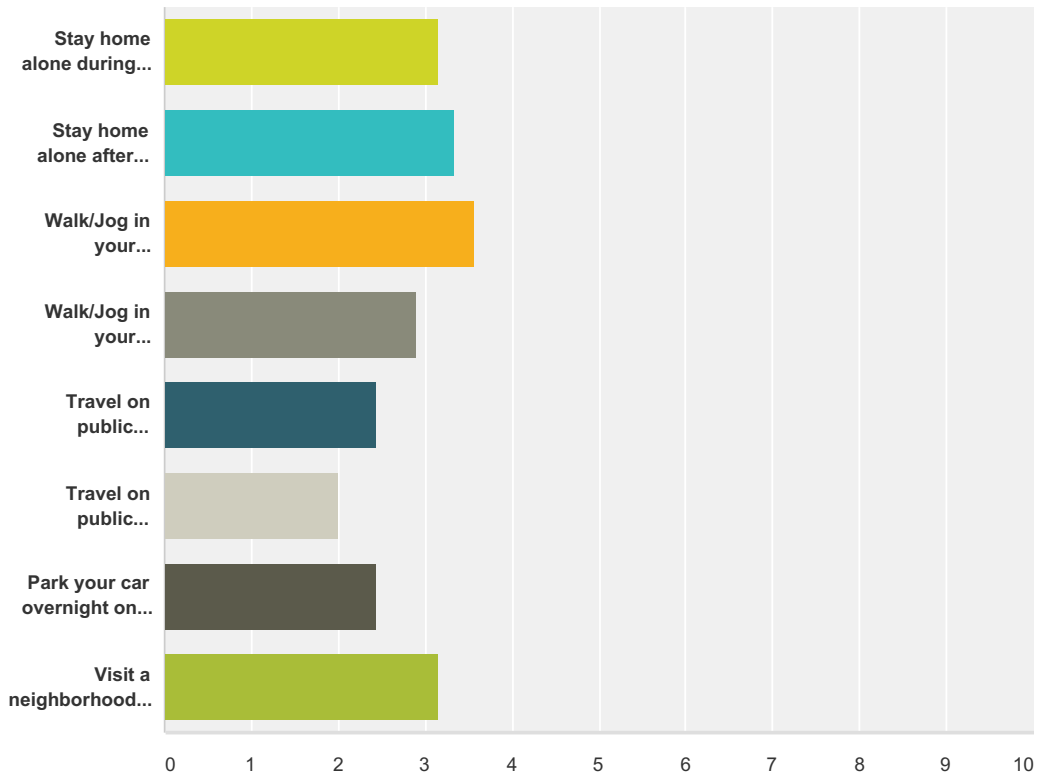
Answered: 43 Skipped: 2



	Never	Sometimes	Most of the Time	Always	Total	Weighted Average
The Madison Police treat people with respect.	0.00% 0	30.23% 13	51.16% 22	18.60% 8	43	2.88
The Madison Police treat people fairly.	0.00% 0	32.56% 14	53.49% 23	13.95% 6	43	2.81
The Madison Police enjoy helping people.	0.00% 0	25.58% 11	62.79% 27	11.63% 5	43	2.86
The Madison Police act professionally.	0.00% 0	23.26% 10	58.14% 25	18.60% 8	43	2.95
The Madison Police understand my values.	7.14% 3	33.33% 14	38.10% 16	21.43% 9	42	2.74
The Madison Police use appropriate force.	4.65% 2	34.88% 15	51.16% 22	9.30% 4	43	2.65
The Madison Police have earned my trust.	11.63% 5	20.93% 9	41.86% 18	25.58% 11	43	2.81

**Q8 The following questions ask you how often you engage in a variety of activities. Please select a response for each activity. Please consider :Never-----0 times/month Seldom-----1-2 times/month Occasionally---1-2 times/week Often-----3+ times/week How often do you...**

Answered: 43 Skipped: 2



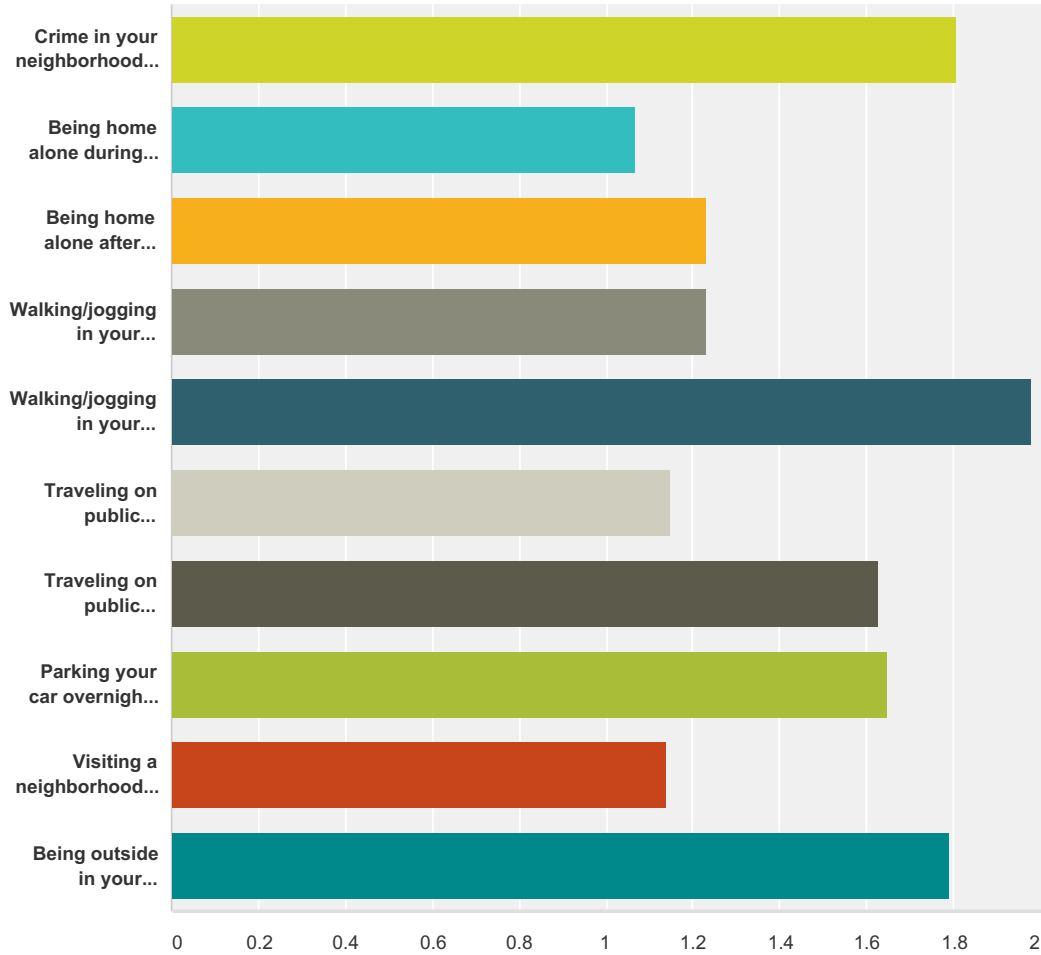
	Never	Seldom	Occasionally	Often	Total	Weighted Average
Stay home alone during the day	4.65% 2	20.93% 9	27.91% 12	46.51% 20	43	3.16
Stay home alone after dark	6.98% 3	13.95% 6	16.28% 7	62.79% 27	43	3.35
Walk/Jog in your neighborhood in the daytime	2.33% 1	4.65% 2	27.91% 12	65.12% 28	43	3.56
Walk/Jog in your neighborhood after dark	13.95% 6	11.63% 5	44.19% 19	30.23% 13	43	2.91
Travel on public transportation during the day	30.23% 13	20.93% 9	23.26% 10	25.58% 11	43	2.44
Travel on public transportation after dark	46.51% 20	18.60% 8	23.26% 10	11.63% 5	43	2.00

## 2016 Madison Police: Central District Community Survey

Park your car overnight on the street	<b>39.02%</b> 16	<b>9.76%</b> 4	<b>19.51%</b> 8	<b>31.71%</b> 13	41	2.44
Visit a neighborhood park or playground	<b>4.65%</b> 2	<b>20.93%</b> 9	<b>27.91%</b> 12	<b>46.51%</b> 20	43	3.16

**Q9 The following questions ask you about how fearful you are of crime or your personal safety. Indicate how fearful you are of the following by selecting one response to the right of each statement.**

Answered: 43 Skipped: 2



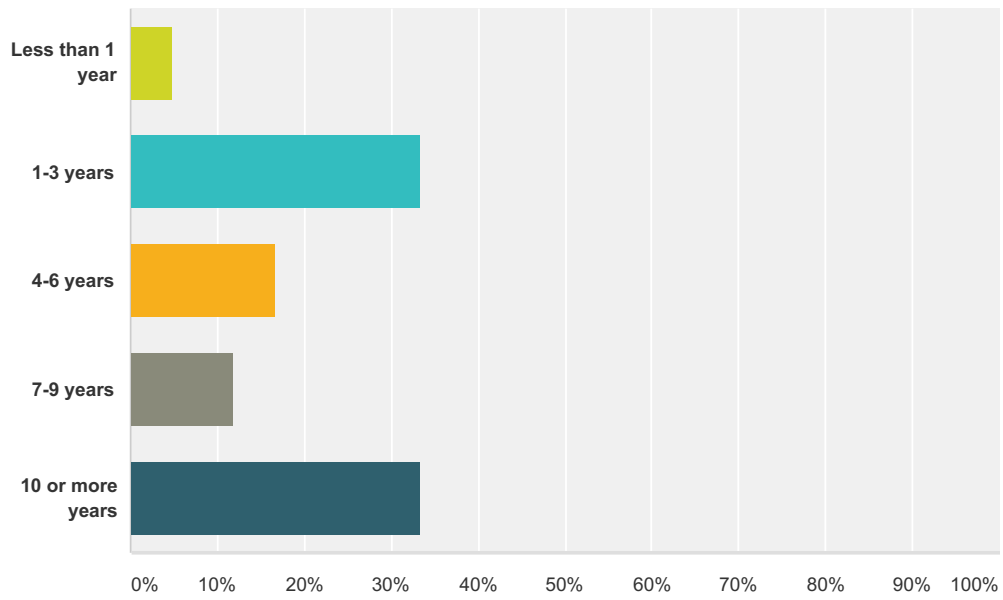
	Not Afraid at All	Only Somewhat Afraid	Afraid	Very Afraid	Total	Weighted Average
Crime in your neighborhood (in general)	27.91% 12	62.79% 27	9.30% 4	0.00% 0	43	1.81
Being home alone during the day	93.02% 40	6.98% 3	0.00% 0	0.00% 0	43	1.07
Being home alone after dark	76.74% 33	23.26% 10	0.00% 0	0.00% 0	43	1.23
Walking/jogging in your neighborhood during the day	76.74% 33	23.26% 10	0.00% 0	0.00% 0	43	1.23
Walking/jogging in your neighborhood after dark	20.93% 9	62.79% 27	13.95% 6	2.33% 1	43	1.98
Traveling on public transportation during the day	84.62% 33	15.38% 6	0.00% 0	0.00% 0	39	1.15

## 2016 Madison Police: Central District Community Survey

Traveling on public transportation after dark	<b>55.00%</b> 22	<b>32.50%</b> 13	<b>7.50%</b> 3	<b>5.00%</b> 2	40	1.63
Parking your car overnight on the street	<b>45.00%</b> 18	<b>45.00%</b> 18	<b>10.00%</b> 4	<b>0.00%</b> 0	40	1.65
Visiting a neighborhood park or playground	<b>85.71%</b> 36	<b>14.29%</b> 6	<b>0.00%</b> 0	<b>0.00%</b> 0	42	1.14
Being outside in your neighborhood at night	<b>33.33%</b> 14	<b>57.14%</b> 24	<b>7.14%</b> 3	<b>2.38%</b> 1	42	1.79

### Q10 Approximately how long have you lived at your current location?

Answered: 42 Skipped: 3



Answer Choices	Responses	
Less than 1 year	4.76%	2
1-3 years	33.33%	14
4-6 years	16.67%	7
7-9 years	11.90%	5
10 or more years	33.33%	14
<b>Total</b>		<b>42</b>

**Q11 What street do you live on?**

Answered: 41 Skipped: 4

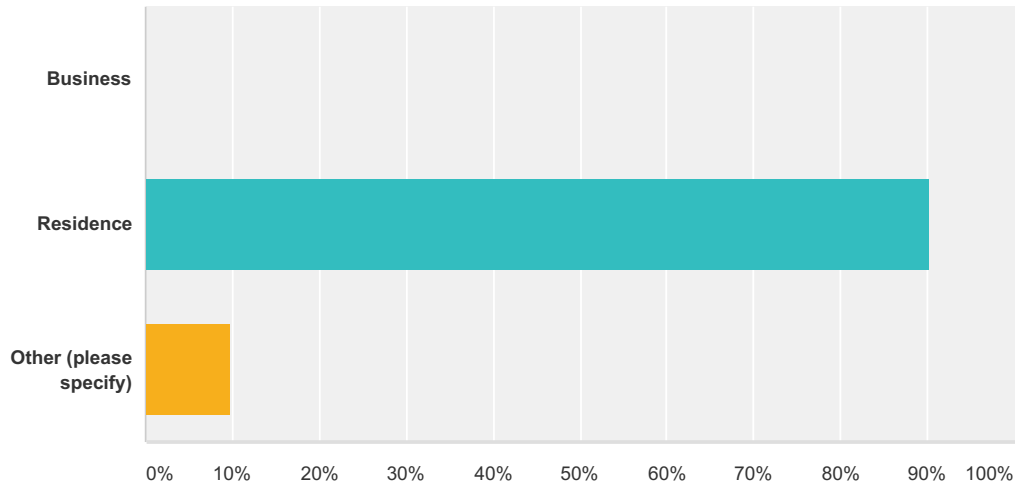
**Q12 What block do you live on (i.e., 1100,  
2900, etc)?**

Answered: 40 Skipped: 5



### Q13 Is this a business or a residence?

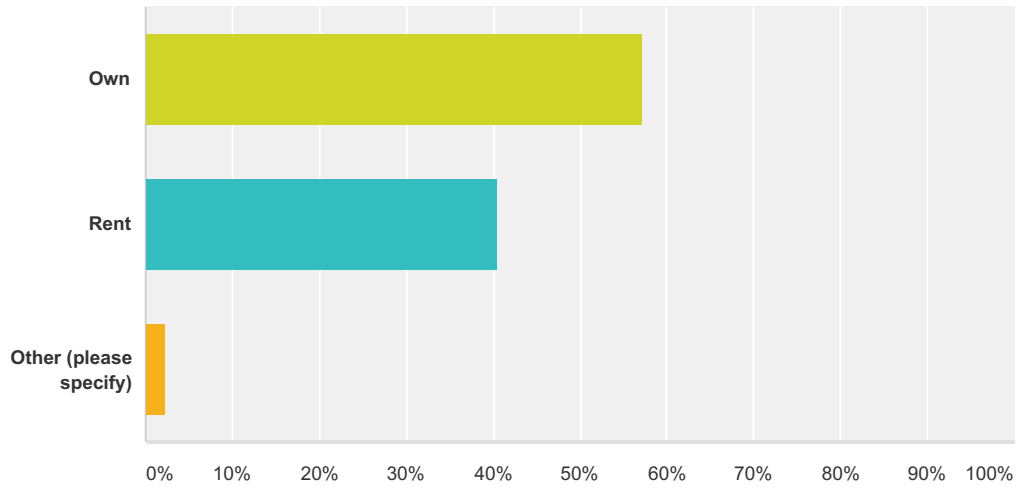
Answered: 41 Skipped: 4



Answer Choices	Responses
Business	0.00% 0
Residence	90.24% 37
Other (please specify)	9.76% 4
<b>Total</b>	<b>41</b>

### Q14 Do you own or rent your property?

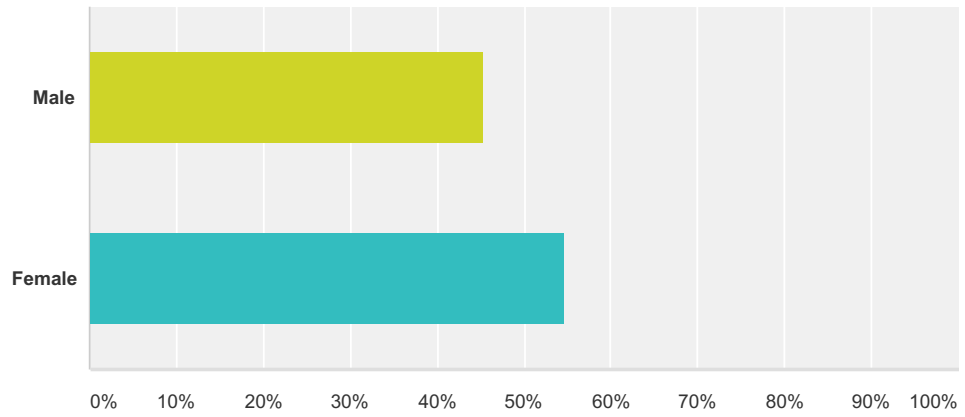
Answered: 42 Skipped: 3



Answer Choices	Responses	
Own	57.14%	24
Rent	40.48%	17
Other (please specify)	2.38%	1
<b>Total</b>		<b>42</b>

### Q15 What is your gender?

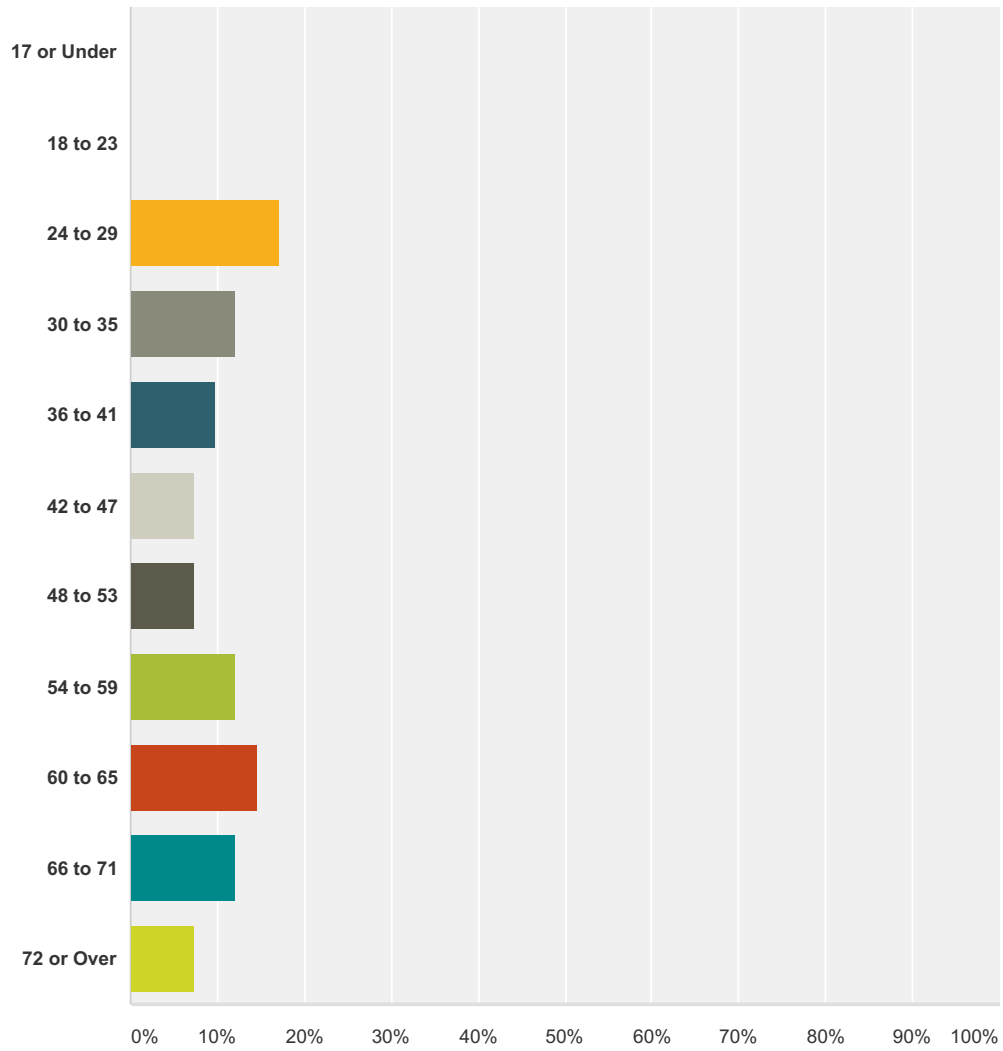
Answered: 42 Skipped: 3



Answer Choices	Responses
Male	45.24% 19
Female	54.76% 23
<b>Total</b>	<b>42</b>

### Q16 How old are you?

Answered: 41 Skipped: 4



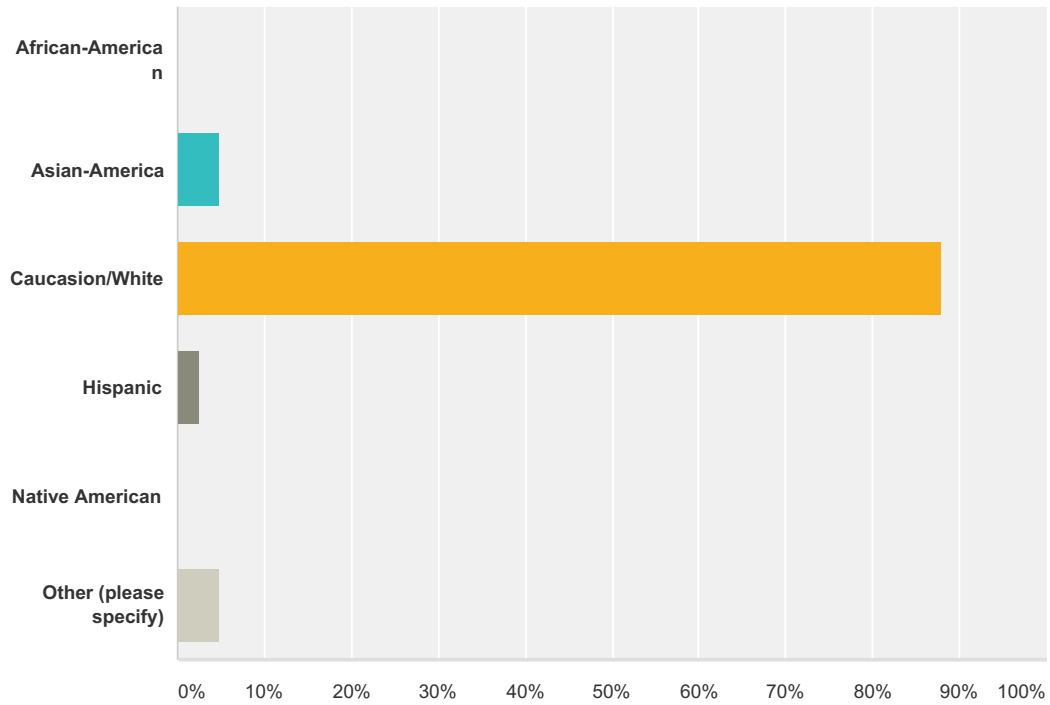
Answer Choices	Responses
17 or Under	0.00% 0
18 to 23	0.00% 0
24 to 29	17.07% 7
30 to 35	12.20% 5
36 to 41	9.76% 4
42 to 47	7.32% 3
48 to 53	7.32% 3
54 to 59	12.20% 5
60 to 65	14.63% 6
66 to 71	12.20% 5

## 2016 Madison Police: Central District Community Survey

72 or Over	7.32%	3
<b>Total</b>		<b>41</b>

### Q17 What is your race/ethnicity?

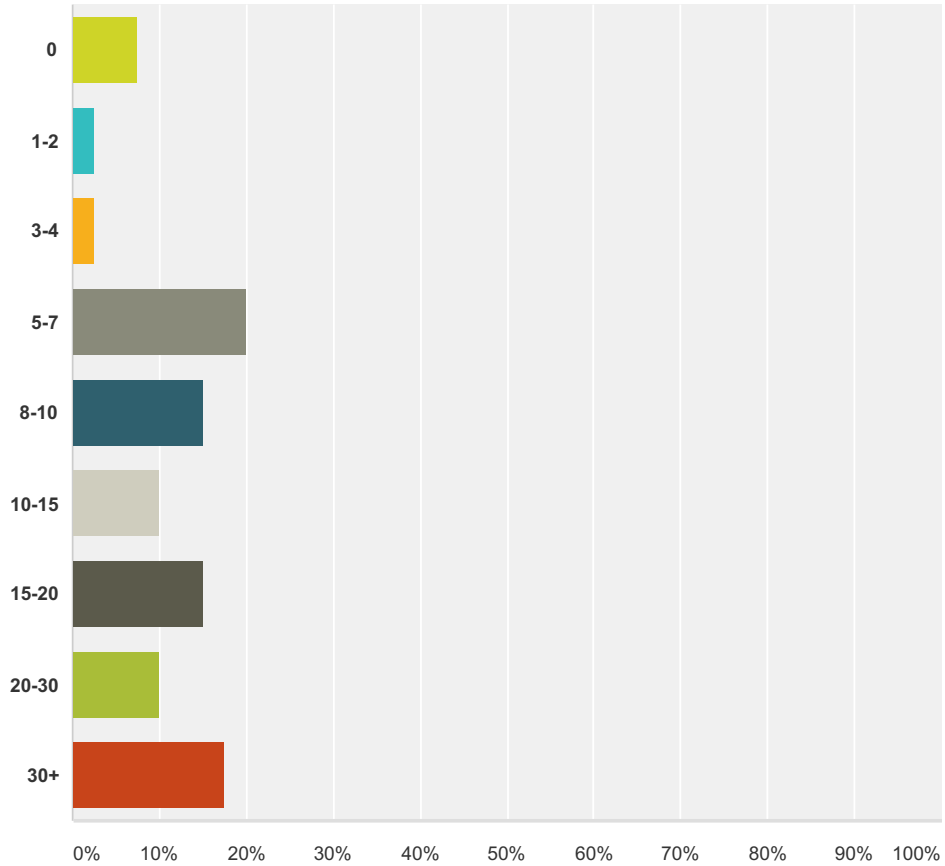
Answered: 41 Skipped: 4



Answer Choices	Responses	
African-American	0.00%	0
Asian-America	4.88%	2
Caucasian/White	87.80%	36
Hispanic	2.44%	1
Native American	0.00%	0
Other (please specify)	4.88%	2
<b>Total</b>		<b>41</b>

### Q18 Besides your household, how many people do you know by name in your neighborhood?

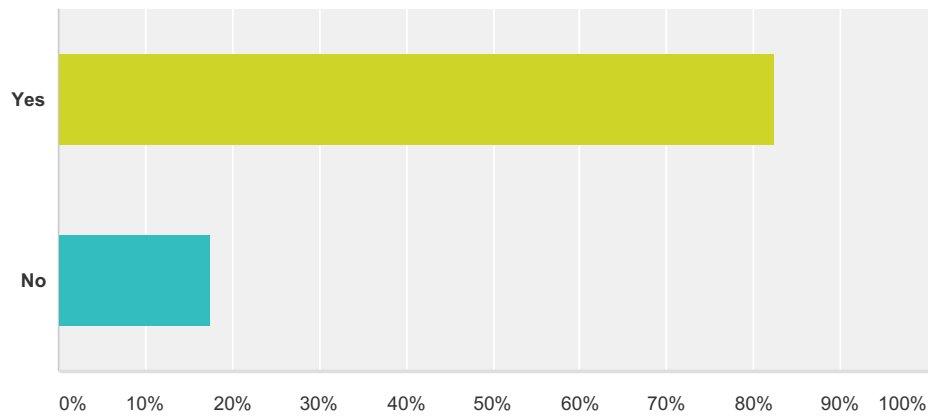
Answered: 40 Skipped: 5



Answer Choices	Responses
0	7.50% 3
1-2	2.50% 1
3-4	2.50% 1
5-7	20.00% 8
8-10	15.00% 6
10-15	10.00% 4
15-20	15.00% 6
20-30	10.00% 4
30+	17.50% 7
<b>Total</b>	<b>40</b>

### Q19 Do you know what neighborhood association is active in your neighborhood?

Answered: 40 Skipped: 5



Answer Choices	Responses	
Yes	82.50%	33
No	17.50%	7
<b>Total</b>		<b>40</b>

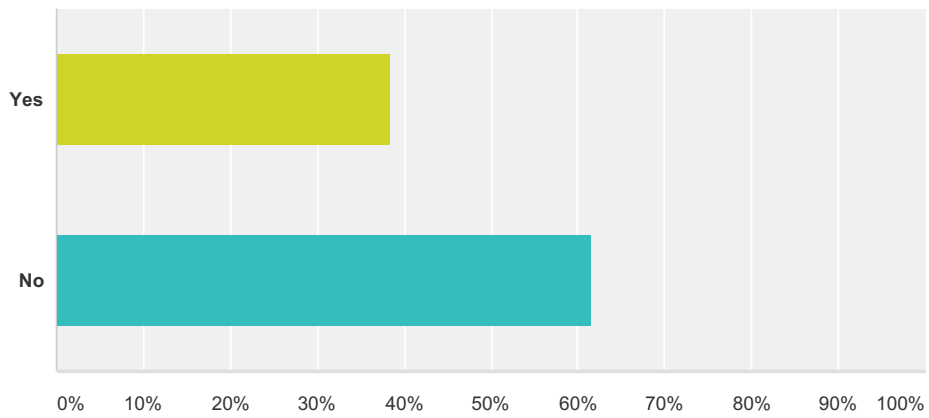


**Q20 If yes, which neighborhood association  
are you located in?**

Answered: 33 Skipped: 12

### Q21 Are you a member of your neighborhood association?

Answered: 39 Skipped: 6



Answer Choices	Responses	
Yes	38.46%	15
No	61.54%	24
<b>Total</b>		<b>39</b>

**Q22 Is there anything you would like to say  
to the Madison Police Department?**

Answered: 32 Skipped: 13