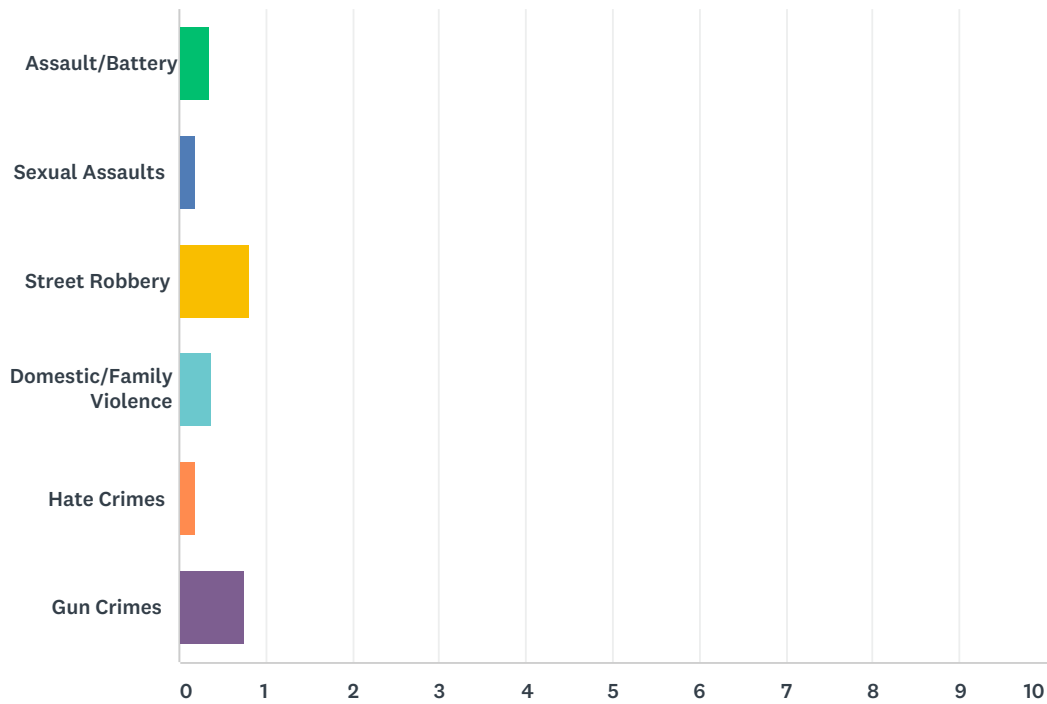


# Q1 Please describe how much of a problem the following activities are in YOUR NEIGHBORHOOD.

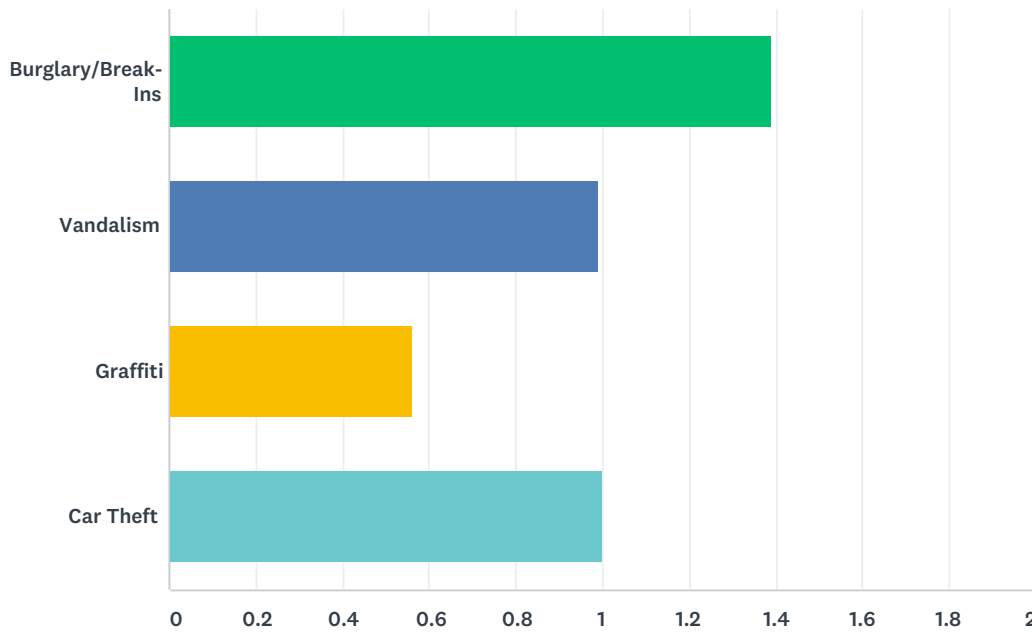
Answered: 917 Skipped: 4



	DON'T KNOW	NO PROBLEM	SMALL PROBLEM	SOMEWHAT OF A PROBLEM	BIG PROBLEM	TOTAL	WEIGHTED AVERAGE
Assault/Battery	46.51% 426	28.71% 263	15.39% 141	8.19% 75	1.20% 11	916	0.35
Sexual Assaults	61.56% 559	25.33% 230	8.81% 80	3.85% 35	0.44% 4	908	0.18
Street Robbery	27.43% 248	22.23% 201	26.00% 235	17.81% 161	6.53% 59	904	0.81
Domestic/Family Violence	63.66% 578	10.68% 97	16.52% 150	7.38% 67	1.76% 16	908	0.37
Hate Crimes	57.65% 524	27.39% 249	11.44% 104	2.64% 24	0.88% 8	909	0.19
Gun Crimes	36.40% 332	20.61% 188	19.74% 180	14.58% 133	8.66% 79	912	0.75

## Q2 Please describe how much of a problem the following activities are in YOUR NEIGHBORHOOD.

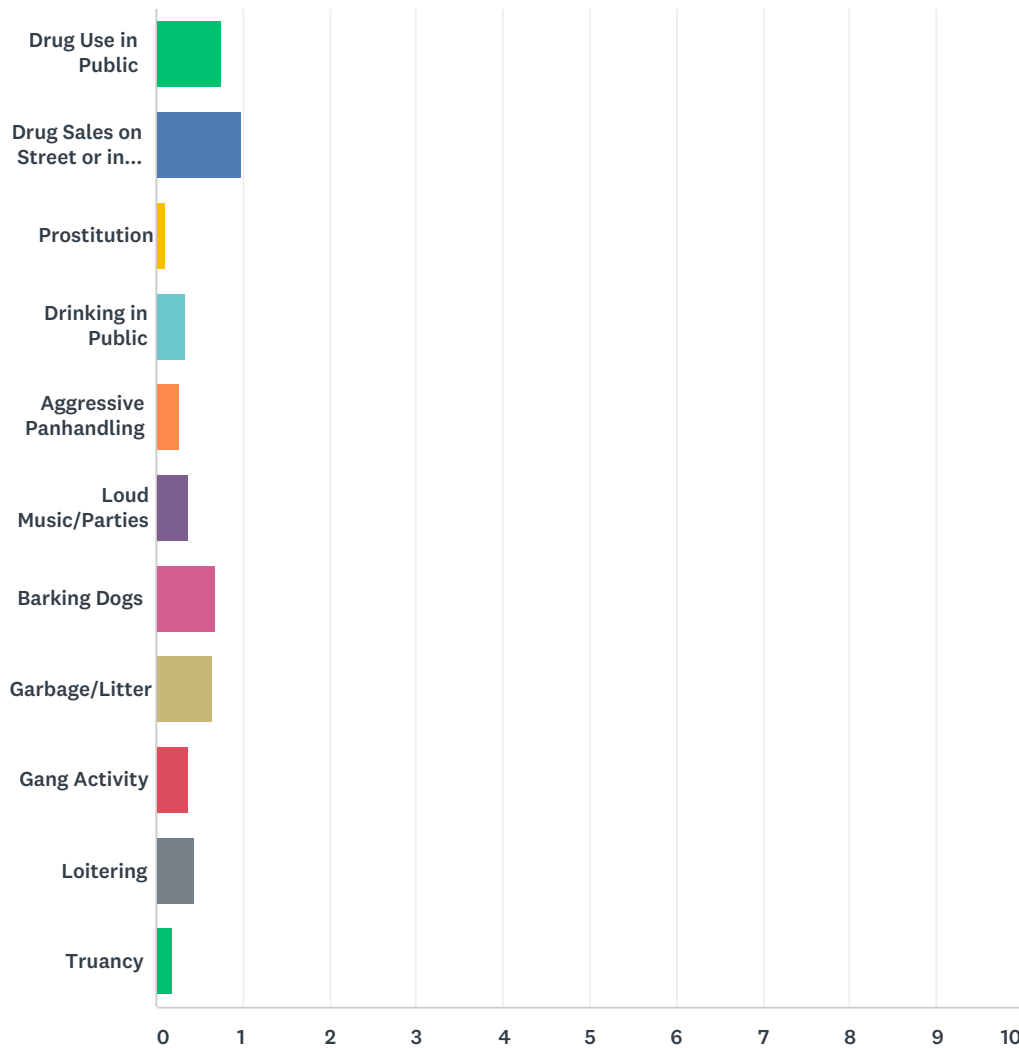
Answered: 887 Skipped: 34



	DON'T KNOW	NO PROBLEM	SMALL PROBLEM	SOMEWHAT OF A PROBLEM	BIG PROBLEM	TOTAL	WEIGHTED AVERAGE
Burglary/Break-Ins	14.03% 124	5.66% 50	34.84% 308	31.90% 282	13.57% 120	884	1.39
Vandalism	20.70% 183	13.69% 121	36.88% 326	23.64% 209	5.09% 45	884	0.99
Graffiti	28.49% 251	30.31% 267	28.60% 252	10.78% 95	1.82% 16	881	0.56
Car Theft	28.39% 251	15.38% 136	23.64% 209	21.72% 192	10.86% 96	884	1.00

### Q3 Please describe how much of a problem the following activities are in YOUR NEIGHBORHOOD.

Answered: 857 Skipped: 64

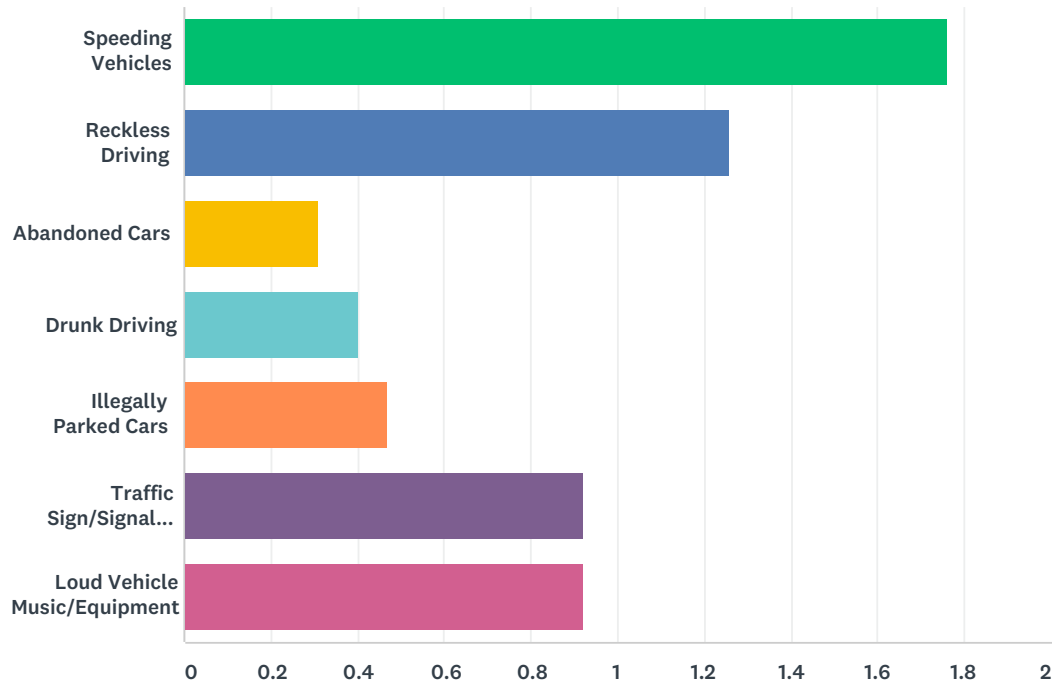


	DON'T KNOW	NO PROBLEM	SMALL PROBLEM	SOMEWHAT OF A PROBLEM	BIG PROBLEM	TOTAL	WEIGHTED AVERAGE
Drug Use in Public	28.05% 239	29.11% 248	19.72% 168	13.03% 111	10.09% 86	852	0.76
Drug Sales on Street or in Drug Houses	29.04% 248	19.67% 168	19.09% 163	16.39% 140	15.81% 135	854	0.99
Prostitution	56.29% 479	36.43% 310	4.82% 41	1.65% 14	0.82% 7	851	0.11
Drinking in Public	28.59% 243	46.47% 395	17.29% 147	6.00% 51	1.65% 14	850	0.34
Aggressive Panhandling	15.96% 136	63.97% 545	13.73% 117	4.81% 41	1.53% 13	852	0.28
Loud Music/Parties	11.96% 102	59.91% 511	20.16% 172	6.68% 57	1.29% 11	853	0.37

Barking Dogs	5.28% 45	45.19% 385	33.80% 288	11.50% 98	4.23% 36	852	0.69
Garbage/Litter	5.89% 50	46.05% 391	34.98% 297	8.95% 76	4.12% 35	849	0.65
Gang Activity	48.29% 409	29.40% 249	10.51% 89	7.79% 66	4.01% 34	847	0.38
Loitering	25.56% 217	46.41% 394	17.43% 148	6.48% 55	4.12% 35	849	0.43
Truancy	61.37% 521	25.56% 217	8.36% 71	3.30% 28	1.41% 12	849	0.19

## Q4 Please describe how much of a problem the following activities are in YOUR NEIGHBORHOOD.

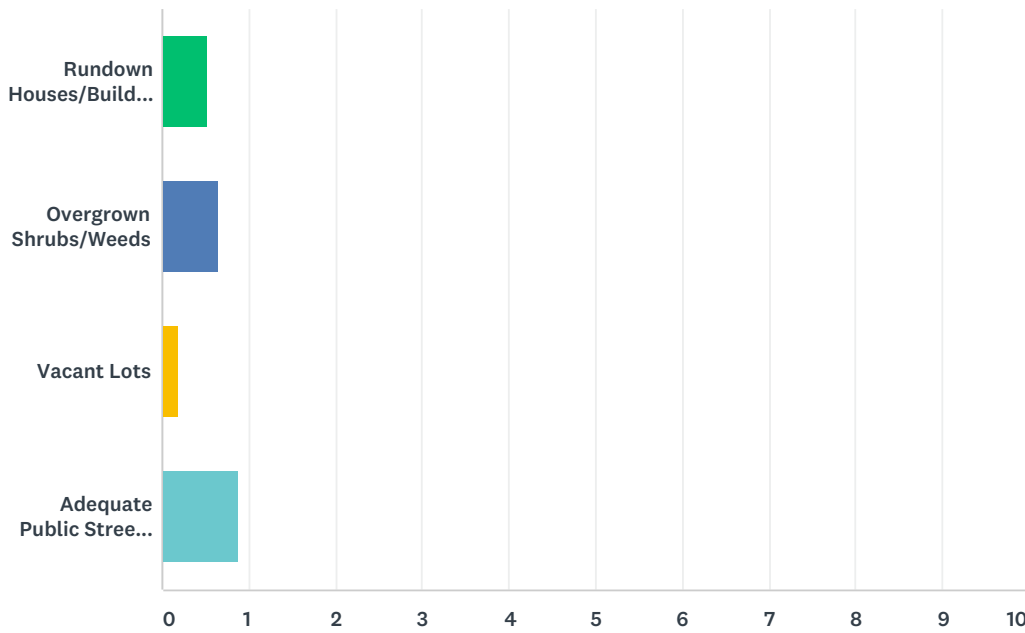
Answered: 843 Skipped: 78



	DON'T KNOW	NO PROBLEM	SMALL PROBLEM	SOMEWHAT OF A PROBLEM	BIG PROBLEM	TOTAL	WEIGHTED AVERAGE
Speeding Vehicles	2.49% 21	7.84% 66	32.30% 272	28.74% 242	28.62% 241	842	1.76
Reckless Driving	9.32% 78	19.83% 166	31.66% 265	22.94% 192	16.25% 136	837	1.26
Abandoned Cars	25.99% 217	51.14% 427	15.93% 133	5.39% 45	1.56% 13	835	0.31
Drunk Driving	56.92% 477	17.06% 143	15.39% 129	7.64% 64	2.98% 25	838	0.40
Illegally Parked Cars	24.17% 203	43.21% 363	22.38% 188	6.07% 51	4.17% 35	840	0.47
Traffic Sign/Signal Violations	17.50% 147	27.98% 235	28.93% 243	13.45% 113	12.14% 102	840	0.92
Loud Vehicle Music/Equipment	8.80% 74	33.89% 285	32.22% 271	15.93% 134	9.16% 77	841	0.92

### Q5 Please describe how much of a problem the following activities are in YOUR NEIGHBORHOOD.

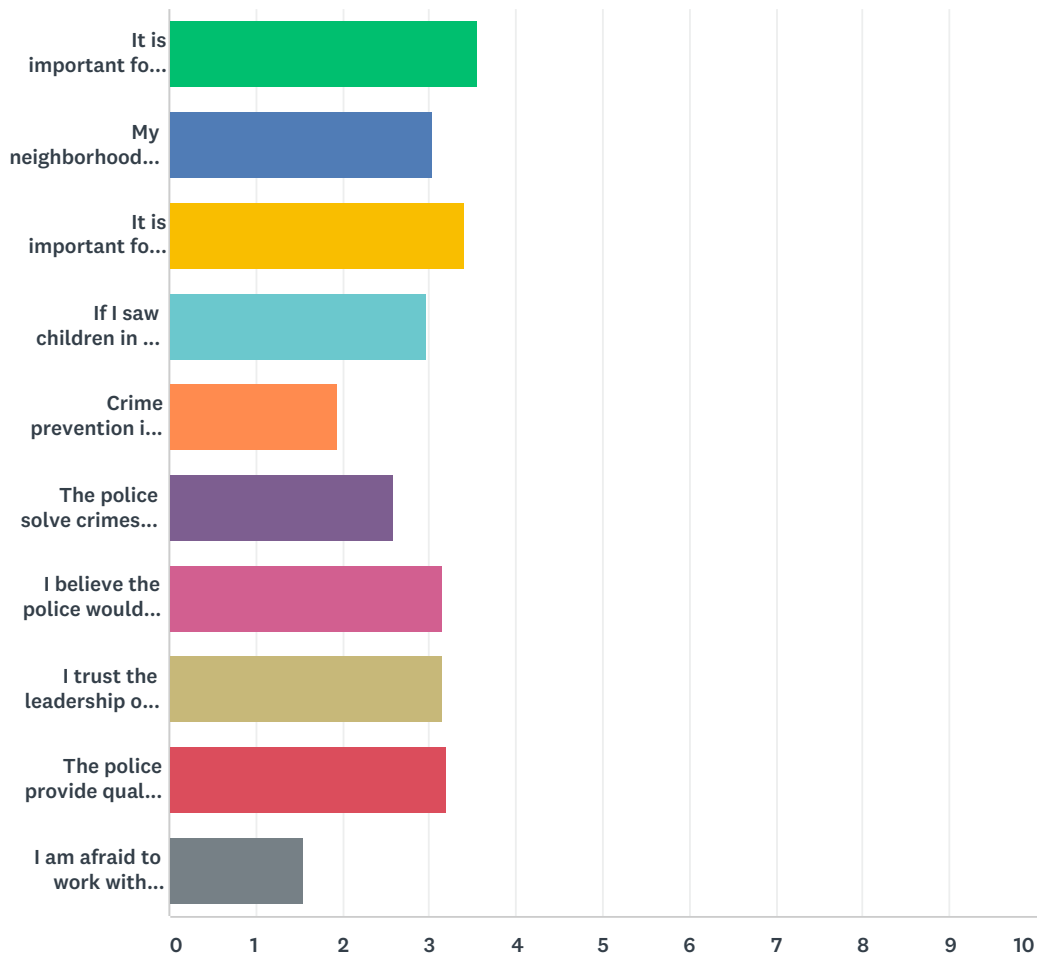
Answered: 836 Skipped: 85



	DON'T KNOW	NO PROBLEM	SMALL PROBLEM	SOMEWHAT OF A PROBLEM	BIG PROBLEM	TOTAL	WEIGHTED AVERAGE
Rundown Houses/Buildings	6.49% 54	52.64% 438	30.53% 254	8.05% 67	2.28% 19	832	0.53
Overgrown Shrubs/Weeds	4.92% 41	47.48% 396	34.53% 288	9.23% 77	3.84% 32	834	0.65
Vacant Lots	13.10% 109	73.92% 615	8.65% 72	3.49% 29	0.84% 7	832	0.18
Adequate Public Street Lighting	4.55% 38	41.51% 347	28.71% 240	16.03% 134	9.21% 77	836	0.88

### Q6 Please indicate how much you agree or disagree with the following statements.

Answered: 822 Skipped: 99



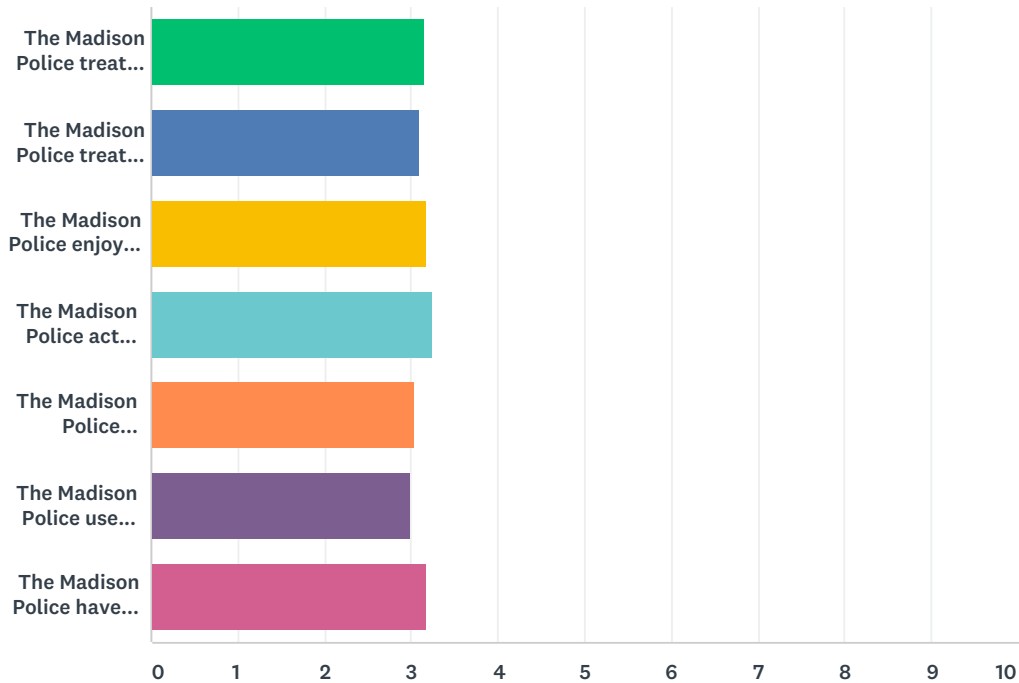
	STRONGLY DISAGREE	DISAGREE	AGREE	STRONGLY AGREE	TOTAL	WEIGHTED AVERAGE
It is important for community members to work with the police to solve local problems.	2.55% 21	0.49% 4	35.28% 290	61.68% 507	822	3.56
My neighborhood is a safe place to live.	2.69% 22	10.74% 88	67.28% 551	19.29% 158	819	3.03
It is important for citizens to take an active role in preventing crime.	0.61% 5	2.32% 19	51.22% 420	45.85% 376	820	3.42
If I saw children in my neighborhood causing problems, I would likely first ask them to stop before I called the police to get involved.	2.81% 23	18.09% 148	57.09% 467	22.00% 180	818	2.98
Crime prevention is the responsibility of the police; NOT citizens like me.	22.07% 181	63.41% 520	12.93% 106	1.59% 13	820	1.94
The police solve crimes quickly.	6.31% 49	31.96% 248	58.38% 453	3.35% 26	776	2.59
I believe the police would respond quickly if I were to call them about an emergency.	1.60% 13	8.10% 66	63.80% 520	26.50% 216	815	3.15

I trust the leadership of the Madison Police Department.	3.09% 25	10.49% 85	53.70% 435	32.72% 265	810	3.16
The police provide quality service to the residents of my community.	1.48% 12	7.42% 60	60.44% 489	30.66% 248	809	3.20
I am afraid to work with police for fear of retaliation.	55.60% 452	36.65% 298	5.90% 48	1.85% 15	813	1.54



## Q7 Please indicate your feelings/beliefs of the City of Madison Police Department.

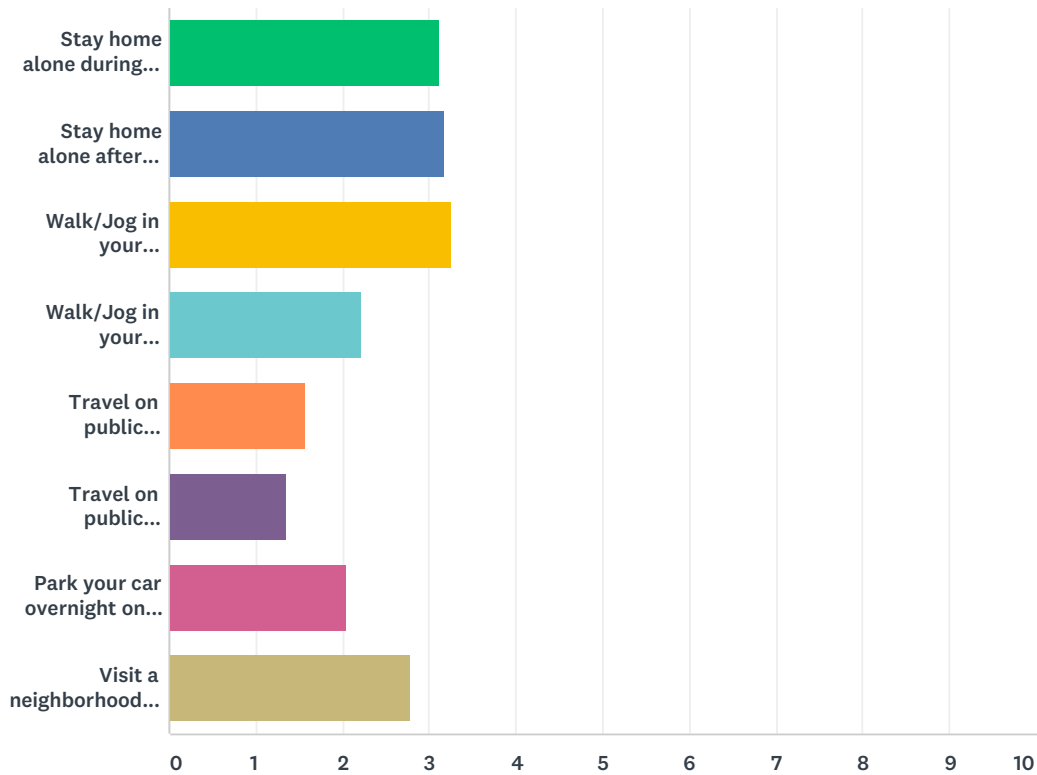
Answered: 804 Skipped: 117



	NEVER	SOMETIMES	MOST OF THE TIME	ALWAYS	TOTAL	WEIGHTED AVERAGE
The Madison Police treat people with respect.	0.50% 4	9.98% 80	63.97% 513	25.56% 205	802	3.15
The Madison Police treat people fairly.	0.50% 4	13.59% 109	60.85% 488	25.06% 201	802	3.10
The Madison Police enjoy helping people.	0.63% 5	11.90% 95	56.64% 452	30.83% 246	798	3.18
The Madison Police act professionally.	0.38% 3	7.88% 63	59.13% 473	32.63% 261	800	3.24
The Madison Police understand my values.	1.52% 12	18.00% 142	55.01% 434	25.48% 201	789	3.04
The Madison Police use appropriate force.	1.01% 8	19.75% 157	57.86% 460	21.38% 170	795	3.00
The Madison Police have earned my trust.	2.50% 20	14.11% 113	47.57% 381	35.83% 287	801	3.17

Q8 The following questions ask you how often you engage in a variety of activities. Please select a response for each activity. Please consider  
 :Never-----0 times/month Seldom-----1-2  
 times/month Occasionally---1-2 times/week Often-----3+  
 times/week How often do you...

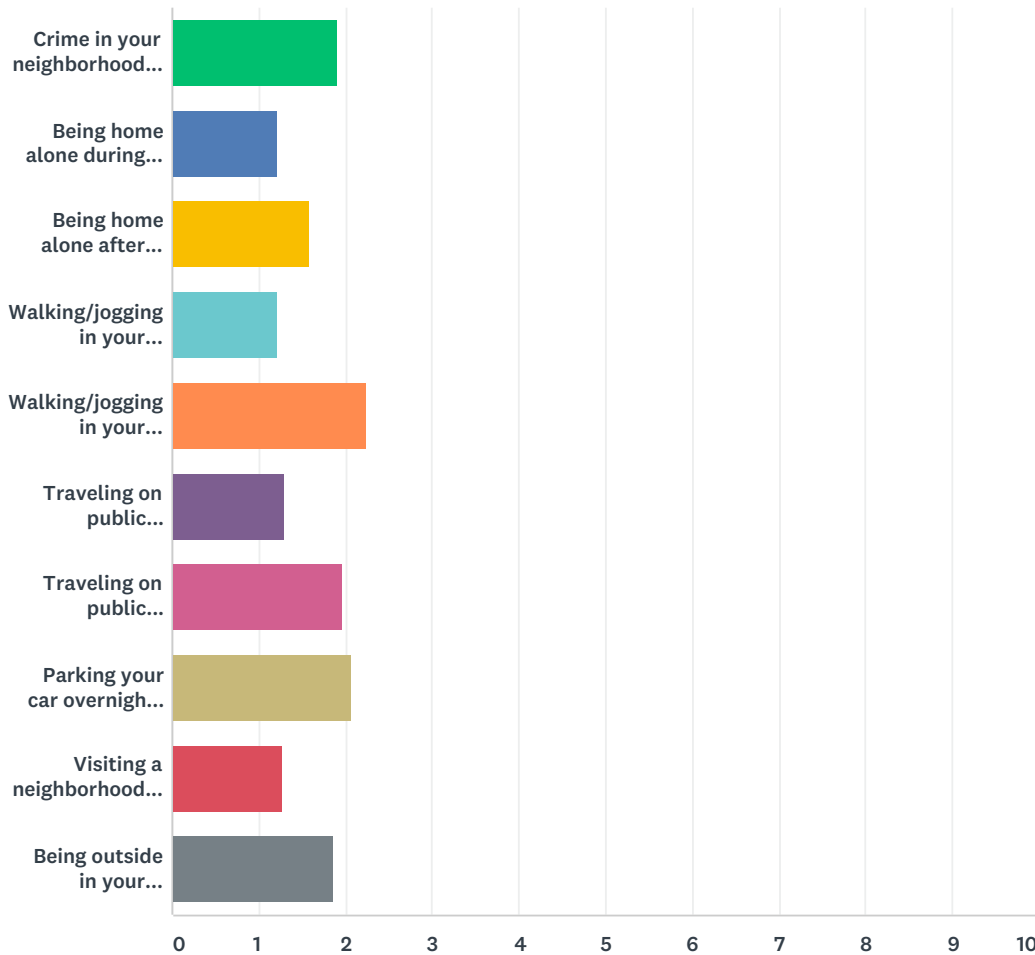
Answered: 801 Skipped: 120



	NEVER	SELDOM	OCCASIONALLY	OFTEN	TOTAL	WEIGHTED AVERAGE
Stay home alone during the day	3.76% 30	22.68% 181	32.08% 256	41.48% 331	798	3.11
Stay home alone after dark	6.01% 48	17.27% 138	28.29% 226	48.44% 387	799	3.19
Walk/Jog in your neighborhood in the daytime	5.40% 43	12.42% 99	31.99% 255	50.19% 400	797	3.27
Walk/Jog in your neighborhood after dark	31.95% 255	27.69% 221	26.94% 215	13.41% 107	798	2.22
Travel on public transportation during the day	67.96% 543	15.64% 125	9.01% 72	7.38% 59	799	1.56
Travel on public transportation after dark	77.60% 620	12.02% 96	6.76% 54	3.63% 29	799	1.36
Park your car overnight on the street	42.88% 343	25.62% 205	15.00% 120	16.50% 132	800	2.05
Visit a neighborhood park or playground	11.14% 89	26.66% 213	34.67% 277	27.53% 220	799	2.79

**Q9 The following questions ask you about how fearful you are of crime or your personal safety. Indicate how fearful you are of the following by selecting one response to the right of each statement.**

Answered: 787 Skipped: 134

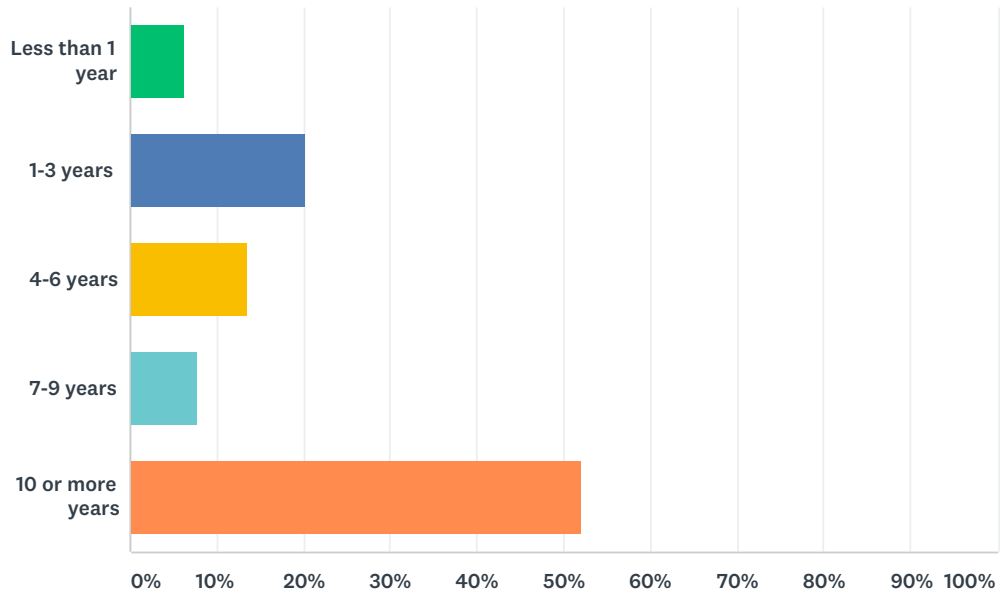


	NOT AFRAID AT ALL	ONLY SOMEWHAT AFRAID	AFRAID	VERY AFRAID	TOTAL	WEIGHTED AVERAGE
Crime in your neighborhood (in general)	26.44% 206	60.08% 468	10.78% 84	2.70% 21	779	1.90
Being home alone during the day	80.38% 631	17.71% 139	1.40% 11	0.51% 4	785	1.22
Being home alone after dark	52.93% 416	37.91% 298	7.00% 55	2.16% 17	786	1.58
Walking/jogging in your neighborhood during the day	81.59% 638	16.50% 129	1.66% 13	0.26% 2	782	1.21
Walking/jogging in your neighborhood after dark	18.31% 143	49.94% 390	21.90% 171	9.86% 77	781	2.23
Traveling on public transportation during the day	77.38% 585	16.40% 124	5.29% 40	0.93% 7	756	1.30

Traveling on public transportation after dark	36.42% 275	39.07% 295	16.03% 121	8.48% 64	755	1.97
Parking your car overnight on the street	28.63% 223	44.42% 346	18.23% 142	8.73% 68	779	2.07
Visiting a neighborhood park or playground	77.86% 605	18.53% 144	2.57% 20	1.03% 8	777	1.27
Being outside in your neighborhood at night	32.14% 251	52.88% 413	11.65% 91	3.33% 26	781	1.86

### Q10 Approximately how long have you lived at your current location?

Answered: 777 Skipped: 144



ANSWER CHOICES	RESPONSES
Less than 1 year	6.31% 49
1-3 years	20.33% 158
4-6 years	13.64% 106
7-9 years	7.72% 60
10 or more years	51.99% 404
<b>TOTAL</b>	<b>777</b>

## Q11 What street do you live on?

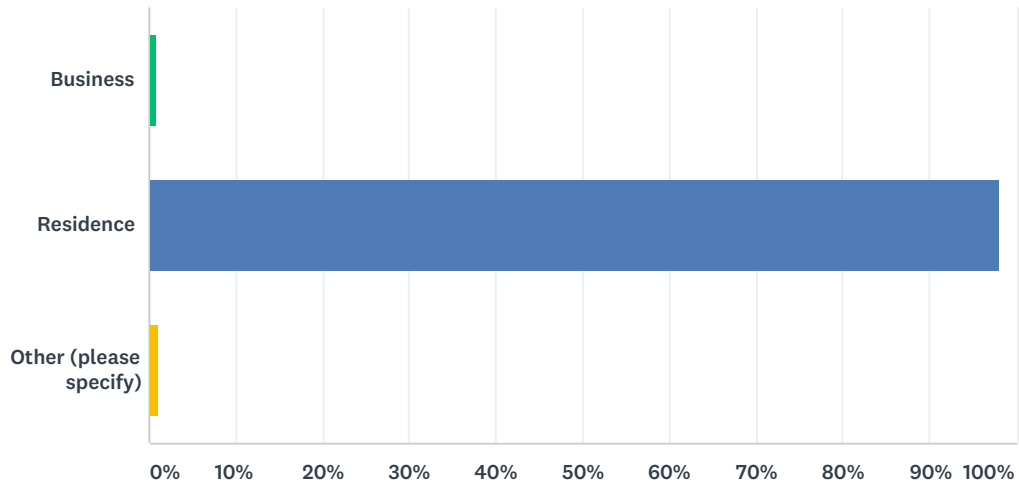
Answered: 755 Skipped: 166

## Q12 What block do you live on (i.e., 1100, 2900, etc)?

Answered: 715 Skipped: 206

### Q13 Is this a business or a residence?

Answered: 771 Skipped: 150

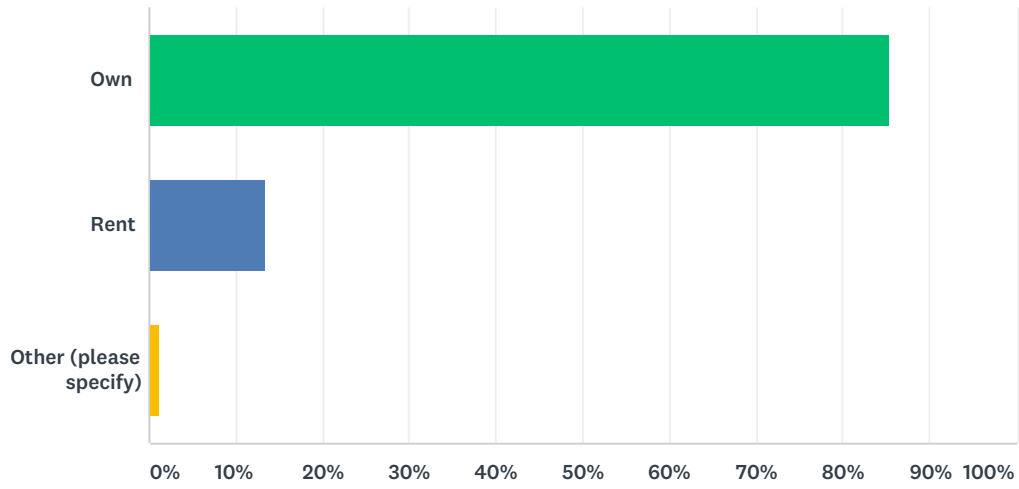


ANSWER CHOICES	RESPONSES	
Business	0.91%	7
Residence	98.05%	756
Other (please specify)	1.04%	8
<b>TOTAL</b>		<b>771</b>



### Q14 Do you own or rent your property?

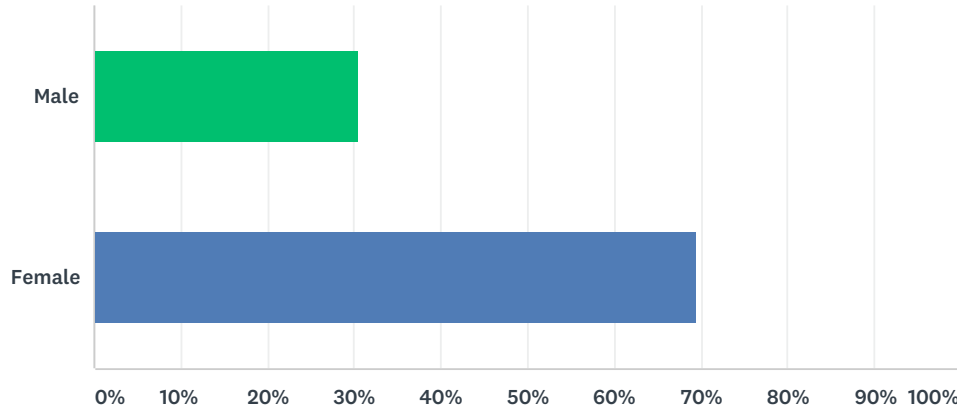
Answered: 774 Skipped: 147



ANSWER CHOICES	RESPONSES	
Own	85.40%	661
Rent	13.44%	104
Other (please specify)	1.16%	9
<b>TOTAL</b>		<b>774</b>

### Q15 What is your gender?

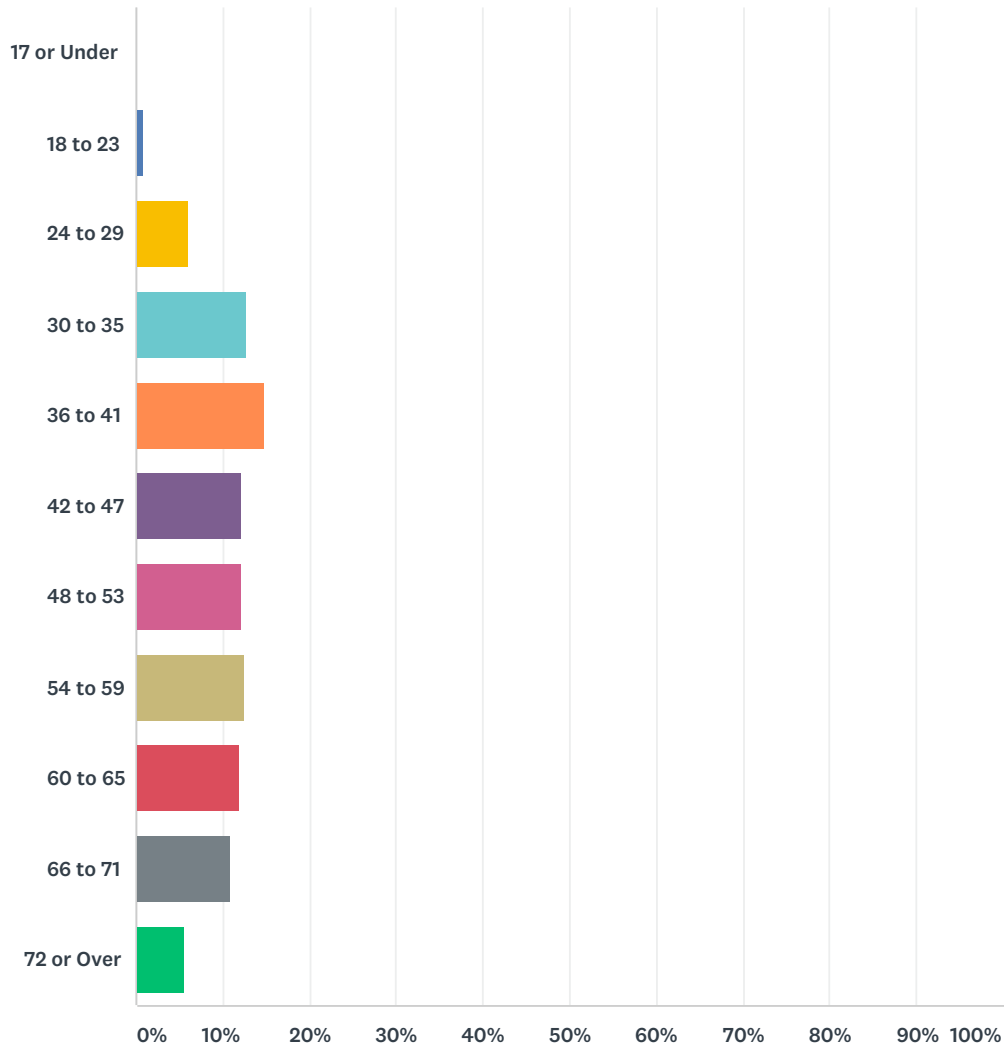
Answered: 767 Skipped: 154



ANSWER CHOICES	RESPONSES	
Male	30.51%	234
Female	69.49%	533
TOTAL		767

### Q16 How old are you?

Answered: 771 Skipped: 150



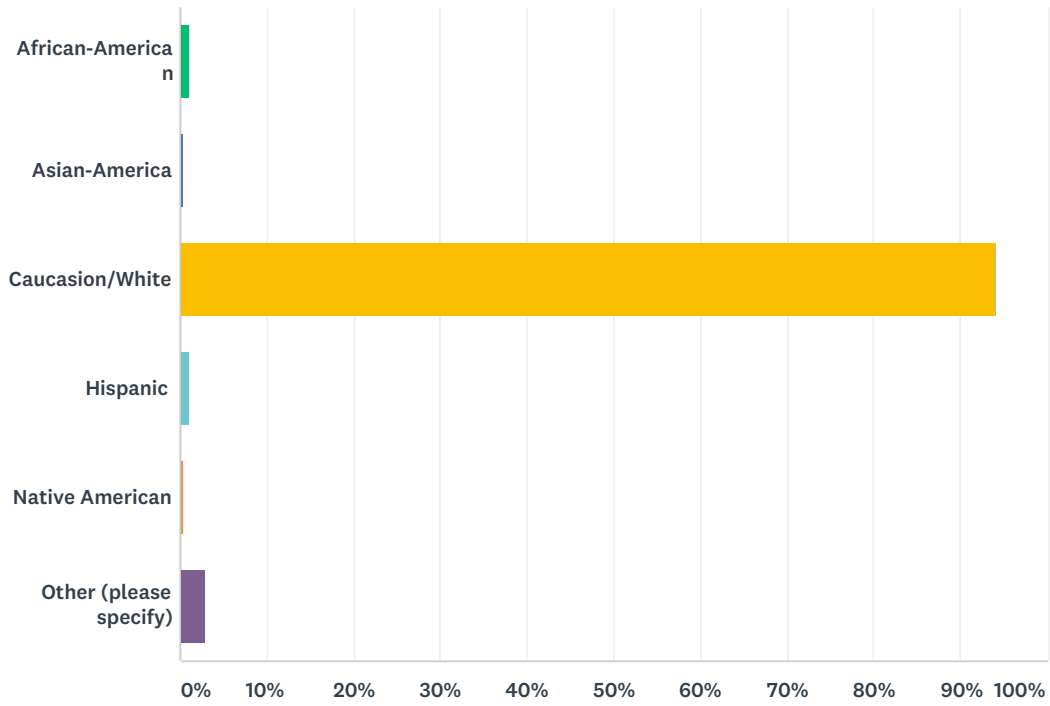
ANSWER CHOICES	RESPONSES	
17 or Under	0.13%	1
18 to 23	0.91%	7
24 to 29	6.10%	47
30 to 35	12.84%	99
36 to 41	14.79%	114
42 to 47	12.19%	94
48 to 53	12.06%	93
54 to 59	12.45%	96
60 to 65	11.93%	92
66 to 71	10.89%	84

---

72 or Over	5.71%	44
TOTAL		771

### Q17 What is your race/ethnicity?

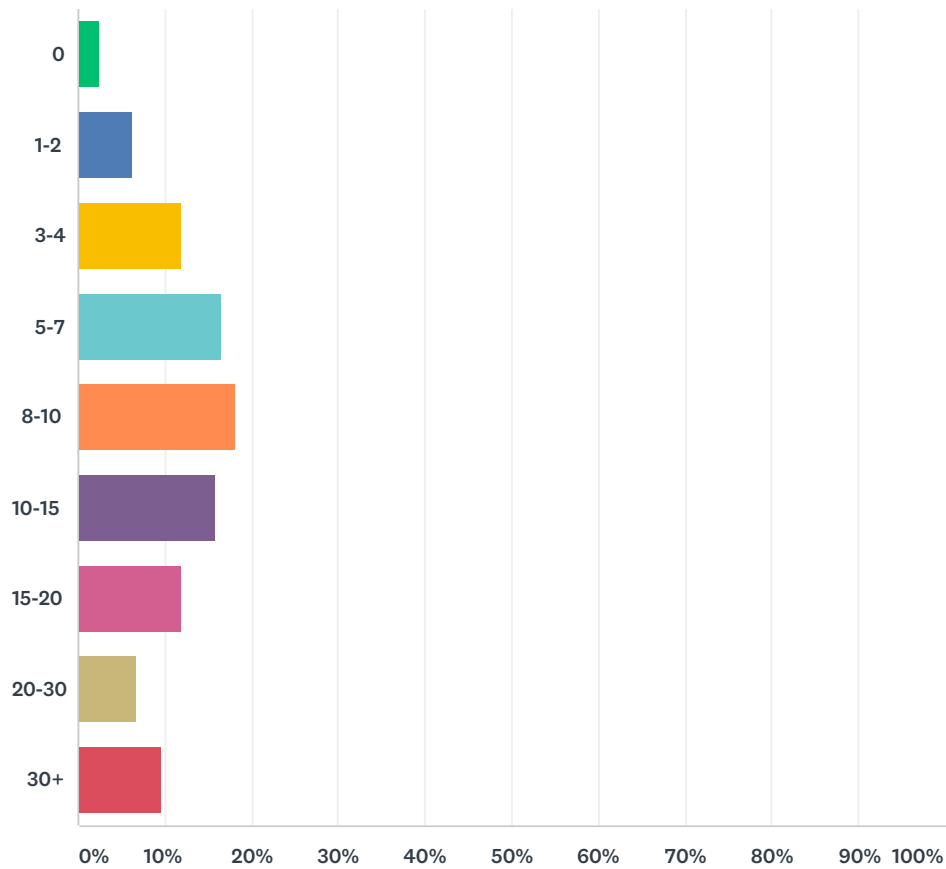
Answered: 766 Skipped: 155



ANSWER CHOICES	RESPONSES	
African-American	1.04%	8
Asian-America	0.39%	3
Caucasian/White	94.13%	721
Hispanic	1.04%	8
Native American	0.39%	3
Other (please specify)	3.00%	23
<b>TOTAL</b>		<b>766</b>

# Q18 Besides your household, how many people do you know by name in your neighborhood?

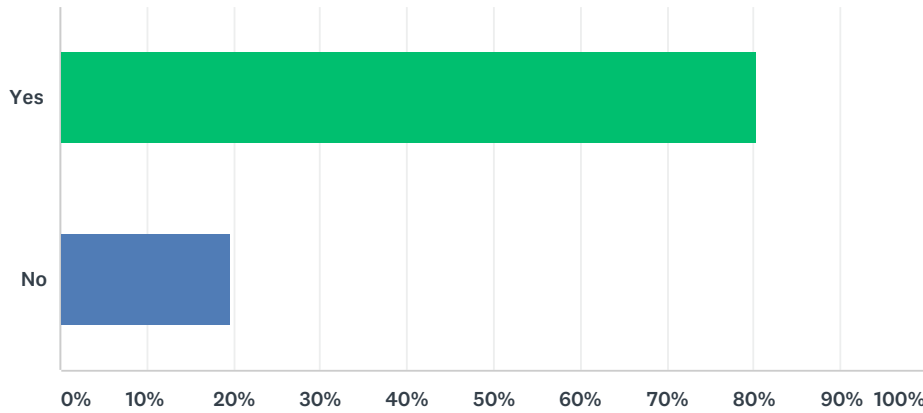
Answered: 766 Skipped: 155



ANSWER CHOICES	RESPONSES
0	2.61% 20
1-2	6.27% 48
3-4	12.01% 92
5-7	16.45% 126
8-10	18.28% 140
10-15	15.93% 122
15-20	12.01% 92
20-30	6.79% 52
30+	9.66% 74
<b>TOTAL</b>	<b>766</b>

# Q19 Do you know what neighborhood association is active in your neighborhood?

Answered: 760 Skipped: 161



ANSWER CHOICES	RESPONSES	
Yes	80.39%	611
No	19.61%	149
TOTAL		760

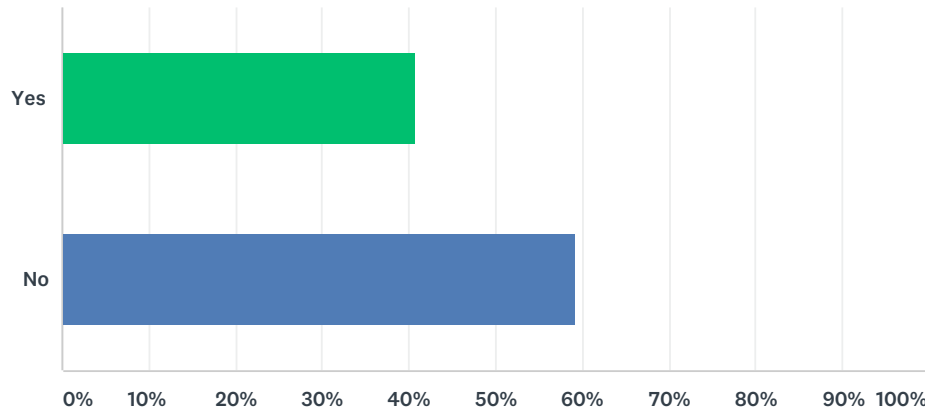
## Q20 If yes, which neighborhood association are you located in?

Answered: 600 Skipped: 321



### Q21 Are you a member of your neighborhood association?

Answered: 758 Skipped: 163



ANSWER CHOICES	RESPONSES	
Yes	40.90%	310
No	59.10%	448
TOTAL		758

## Q22 Is there anything you would like to say to the Madison Police Department?

Answered: 473 Skipped: 448