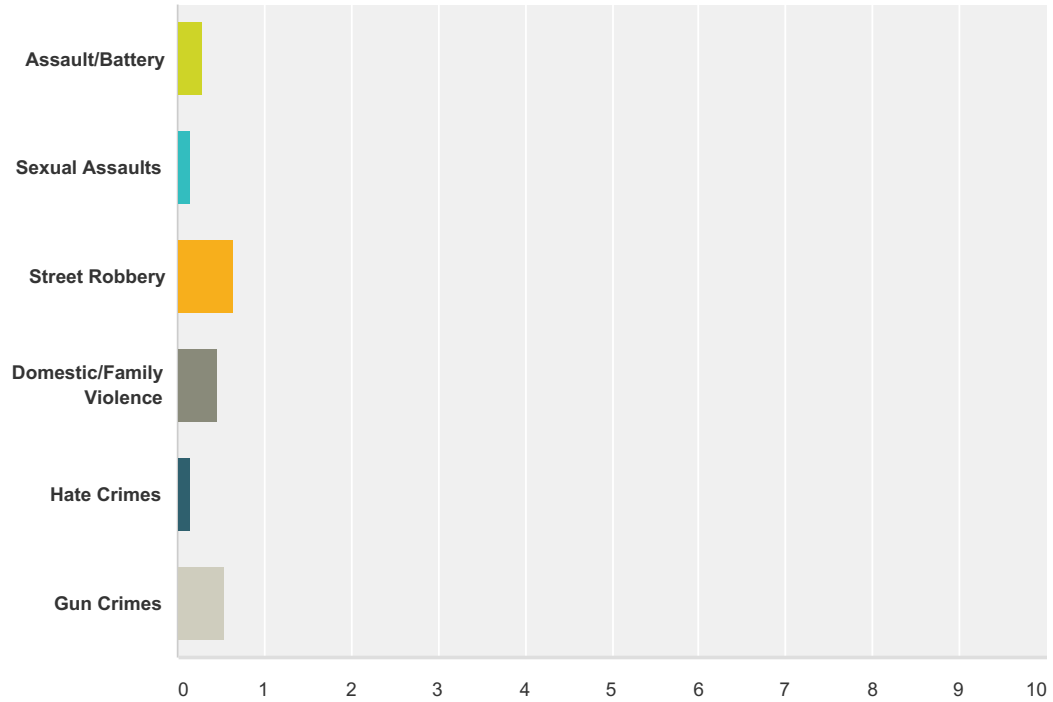


Q1 Please describe how much of a problem the following activities are in YOUR NEIGHBORHOOD.

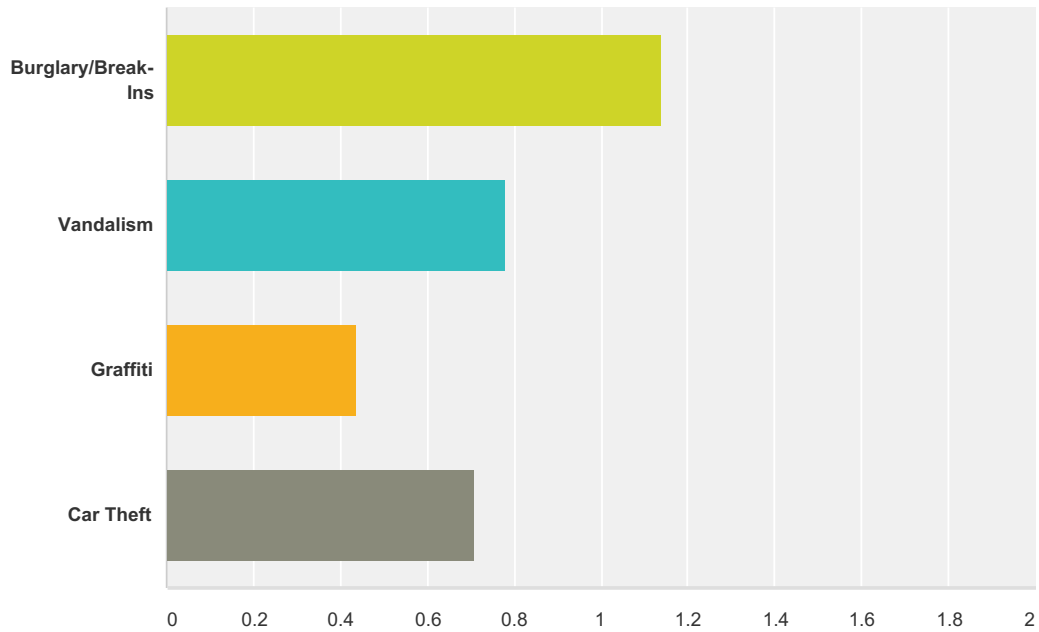
Answered: 422 Skipped: 2



	Don't Know	No Problem	Small Problem	Somewhat of a Problem	Big Problem	Total	Weighted Average
Assault/Battery	44.50% 186	34.45% 144	13.40% 56	6.94% 29	0.72% 3	418	0.29
Sexual Assaults	55.02% 230	33.49% 140	8.61% 36	2.63% 11	0.24% 1	418	0.15
Street Robbery	31.74% 133	28.40% 119	20.05% 84	14.80% 62	5.01% 21	419	0.65
Domestic/Family Violence	57.66% 241	14.83% 62	13.88% 58	10.05% 42	3.59% 15	418	0.45
Hate Crimes	55.16% 230	33.81% 141	7.91% 33	2.64% 11	0.48% 2	417	0.15
Gun Crimes	38.61% 161	26.86% 112	17.03% 71	14.15% 59	3.36% 14	417	0.55

Q2 Please describe how much of a problem the following activities are in YOUR NEIGHBORHOOD.

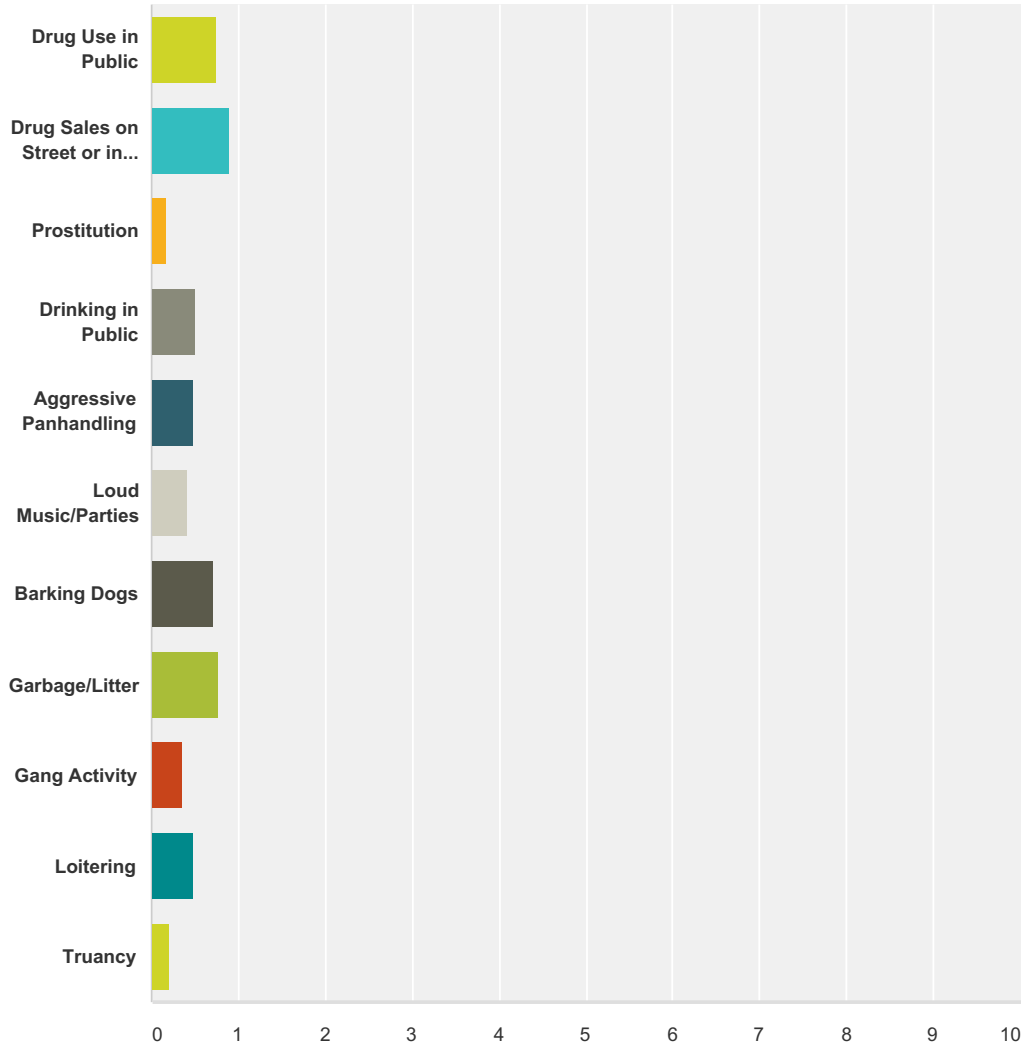
Answered: 414 Skipped: 10



	Don't Know	No Problem	Small Problem	Somewhat of a Problem	Big Problem	Total	Weighted Average
Burglary/Break-Ins	20.82% 86	11.14% 46	33.17% 137	23.97% 99	10.90% 45	413	1.14
Vandalism	24.51% 101	22.82% 94	30.83% 127	17.96% 74	3.88% 16	412	0.78
Graffiti	28.71% 118	37.71% 155	24.33% 100	8.27% 34	0.97% 4	411	0.44
Car Theft	36.80% 152	22.28% 92	18.64% 77	14.04% 58	8.23% 34	413	0.71

Q3 Please describe how much of a problem the following activities are in YOUR NEIGHBORHOOD.

Answered: 410 Skipped: 14



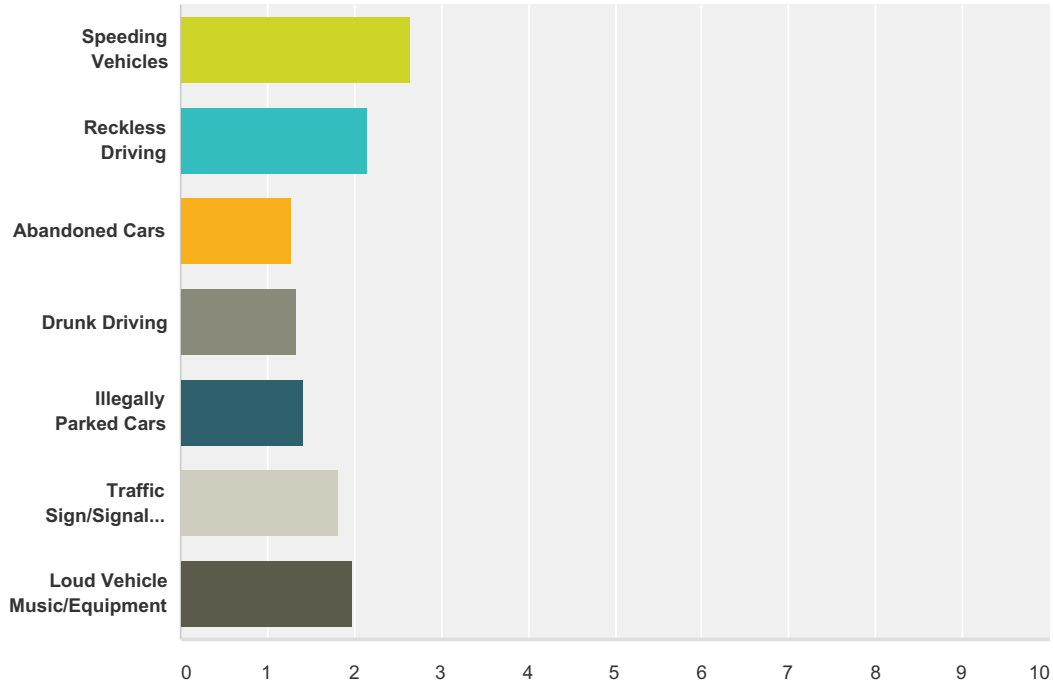
	Don't Know	No Problem	Small Problem	Somewhat of a Problem	Big Problem	Total	Weighted Average
Drug Use in Public	30.42% 122	26.68% 107	18.70% 75	15.21% 61	8.98% 36	401	0.76
Drug Sales on Street or in Drug Houses	30.71% 125	21.13% 86	19.16% 78	17.20% 70	11.79% 48	407	0.89
Prostitution	52.11% 210	36.48% 147	6.45% 26	3.97% 16	0.99% 4	403	0.17
Drinking in Public	25.93% 105	40.99% 166	20.49% 83	7.90% 32	4.69% 19	405	0.50
Aggressive Panhandling	18.25% 73	53.75% 215	14.75% 59	8.00% 32	5.25% 21	400	0.47

2016 Madison Police: North District Community Survey

Loud Music/Parties	11.63% 47	59.16% 239	20.30% 82	5.20% 21	3.71% 15	404	0.42
Barking Dogs	5.68% 23	47.16% 191	30.62% 124	9.88% 40	6.67% 27	405	0.70
Garbage/Litter	5.19% 21	44.69% 181	30.12% 122	12.84% 52	7.16% 29	405	0.77
Gang Activity	46.29% 187	31.93% 129	10.89% 44	7.18% 29	3.71% 15	404	0.36
Loitering	21.59% 87	46.65% 188	20.10% 81	5.71% 23	5.96% 24	403	0.49
Truancy	60.79% 245	26.80% 108	7.20% 29	2.98% 12	2.23% 9	403	0.20

Q4 Please describe how much of a problem the following activities are in YOUR NEIGHBORHOOD.

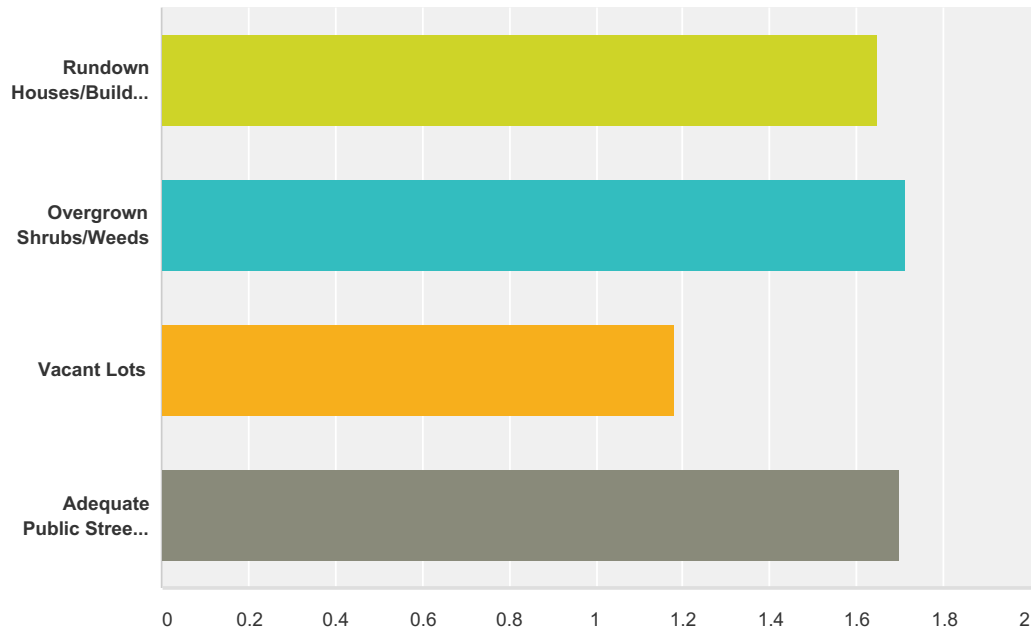
Answered: 407 Skipped: 17



	Don't Know	No Problem	Small Problem	Somewhat of a Problem	Big Problem	Total	Weighted Average
Speeding Vehicles	2.21% 9	10.07% 41	32.19% 131	32.92% 134	22.60% 92	407	2.66
Reckless Driving	9.93% 40	24.07% 97	31.02% 125	22.08% 89	12.90% 52	403	2.14
Abandoned Cars	24.19% 97	58.10% 233	10.72% 43	4.99% 20	2.00% 8	401	1.27
Drunk Driving	56.22% 226	22.89% 92	10.20% 41	7.96% 32	2.74% 11	402	1.34
Illegally Parked Cars	22.69% 91	49.88% 200	16.46% 66	7.23% 29	3.74% 15	401	1.42
Traffic Sign/Signal Violations	20.90% 84	33.58% 135	21.14% 85	13.68% 55	10.70% 43	402	1.81
Loud Vehicle Music/Equipment	7.71% 31	33.58% 135	30.85% 124	16.67% 67	11.19% 45	402	1.98

Q5 Please describe how much of a problem the following activities are in YOUR NEIGHBORHOOD.

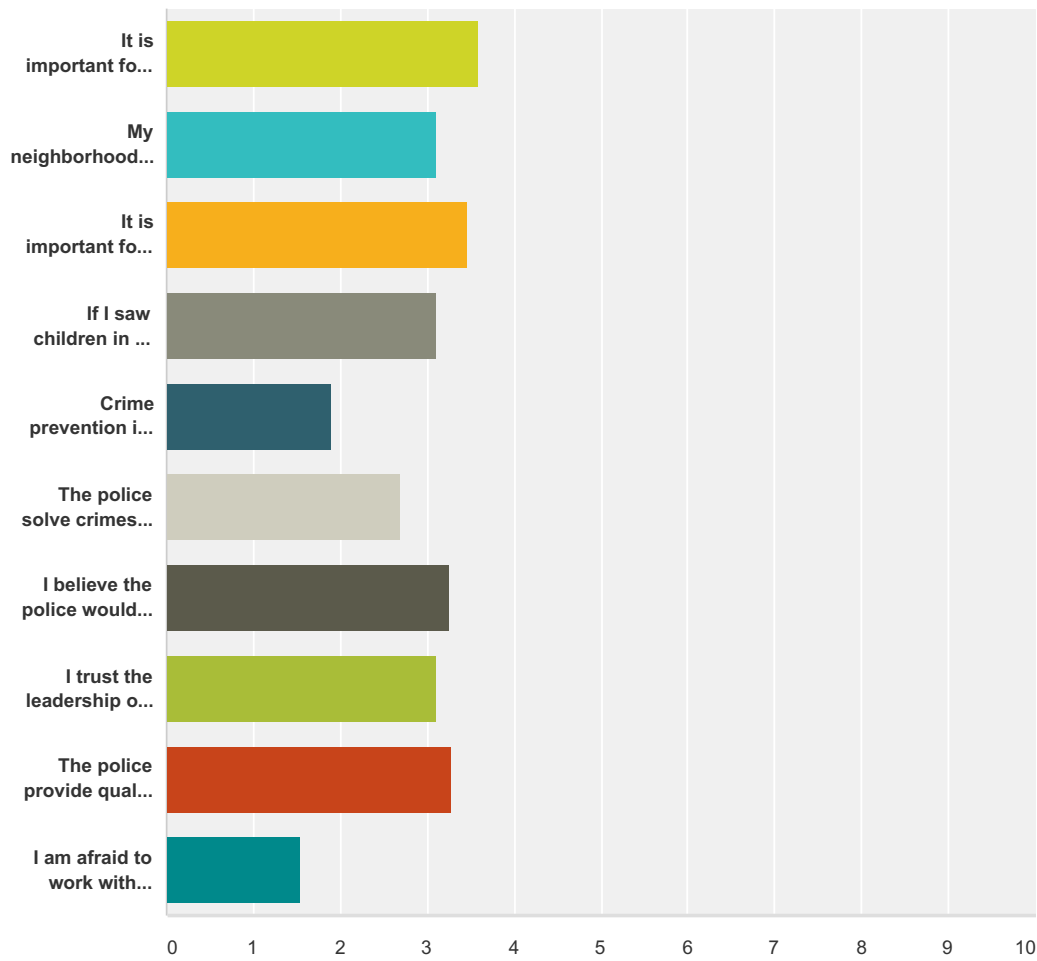
Answered: 406 Skipped: 18



	Don't Know	No Problem	Small Problem	Somewhat of a Problem	Big Problem	Total	Weighted Average
Rundown Houses/Buildings	4.94% 20	47.41% 192	33.83% 137	10.62% 43	3.21% 13	405	1.65
Overgrown Shrubs/Weeds	4.43% 18	44.33% 180	35.96% 146	10.34% 42	4.93% 20	406	1.71
Vacant Lots	12.50% 50	73.75% 295	10.75% 43	2.25% 9	0.75% 3	400	1.18
Adequate Public Street Lighting	3.25% 13	51.50% 206	26.25% 105	13.50% 54	5.50% 22	400	1.70

Q6 Please indicate how much you agree or disagree with the following statements.

Answered: 402 Skipped: 22



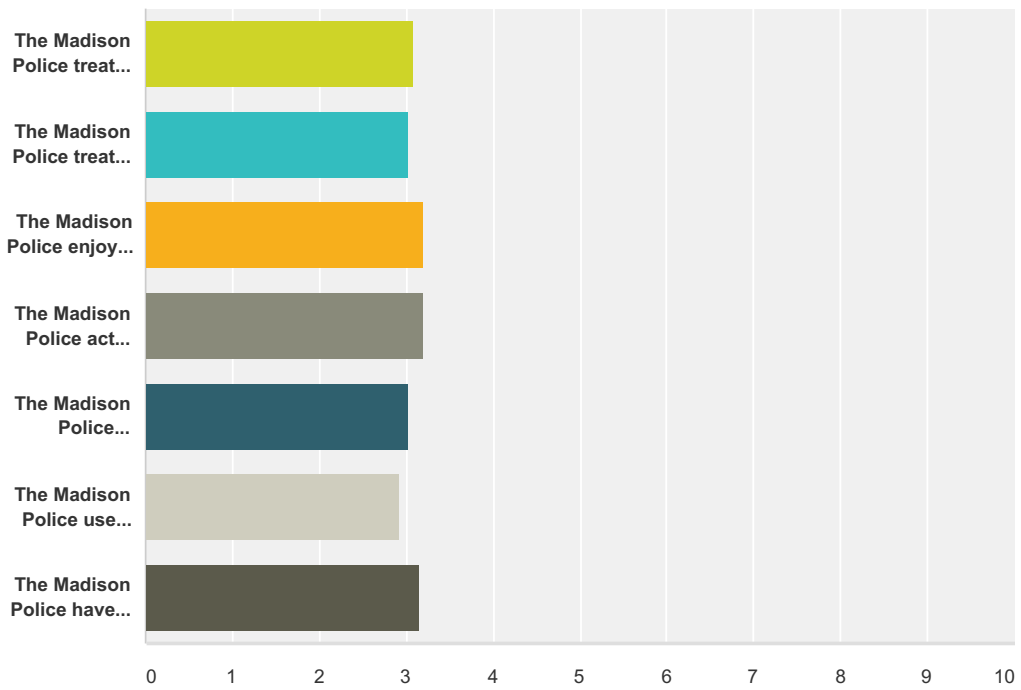
	Strongly Disagree	Disagree	Agree	Strongly Agree	Total	Weighted Average
It is important for community members to work with the police to solve local problems.	1.99% 8	1.00% 4	32.84% 132	64.18% 258	402	3.59
My neighborhood is a safe place to live.	1.00% 4	11.44% 46	62.44% 251	25.12% 101	402	3.12
It is important for citizens to take an active role in preventing crime.	1.00% 4	1.74% 7	46.27% 186	51.00% 205	402	3.47
If I saw children in my neighborhood causing problems, I would likely first ask them to stop before I called the police to get involved.	2.76% 11	14.32% 57	52.51% 209	30.40% 121	398	3.11
Crime prevention is the responsibility of the police; NOT citizens like me.	25.56% 102	60.90% 243	12.28% 49	1.25% 5	399	1.89
The police solve crimes quickly.	4.45% 17	30.63% 117	56.28% 215	8.64% 33	382	2.69
I believe the police would respond quickly if I were to call them about an emergency.	1.00% 4	7.77% 31	56.64% 226	34.59% 138	399	3.25

2016 Madison Police: North District Community Survey

I trust the leadership of the Madison Police Department.	5.36% 21	11.99% 47	47.96% 188	34.69% 136	392	3.12
The police provide quality service to the residents of my community.	1.27% 5	6.60% 26	55.84% 220	36.29% 143	394	3.27
I am afraid to work with police for fear of retaliation.	56.28% 224	34.42% 137	7.79% 31	1.51% 6	398	1.55

Q7 Please indicate your feelings/beliefs of the City of Madison Police Department.

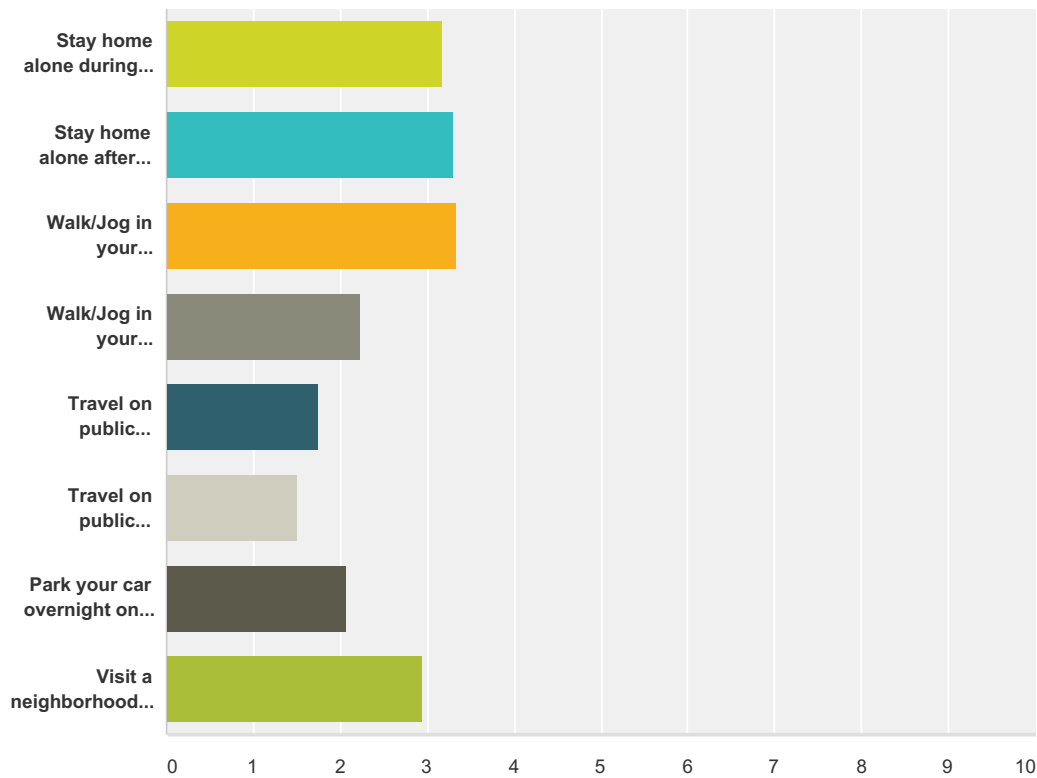
Answered: 396 Skipped: 28



	Never	Sometimes	Most of the Time	Always	Total	Weighted Average
The Madison Police treat people with respect.	0.25% 1	15.40% 61	60.86% 241	23.48% 93	396	3.08
The Madison Police treat people fairly.	0.25% 1	19.70% 78	58.33% 231	21.72% 86	396	3.02
The Madison Police enjoy helping people.	0.00% 0	13.44% 52	52.71% 204	33.85% 131	387	3.20
The Madison Police act professionally.	0.25% 1	10.15% 40	59.39% 234	30.20% 119	394	3.20
The Madison Police understand my values.	0.78% 3	23.96% 92	48.18% 185	27.08% 104	384	3.02
The Madison Police use appropriate force.	0.52% 2	27.13% 105	52.20% 202	20.16% 78	387	2.92
The Madison Police have earned my trust.	2.03% 8	16.71% 66	45.06% 178	36.20% 143	395	3.15

Q8 The following questions ask you how often you engage in a variety of activities. Please select a response for each activity. Please consider :Never-----0 times/month Seldom-----1-2 times/month Occasionally---1-2 times/week Often-----3+ times/week How often do you...

Answered: 392 Skipped: 32



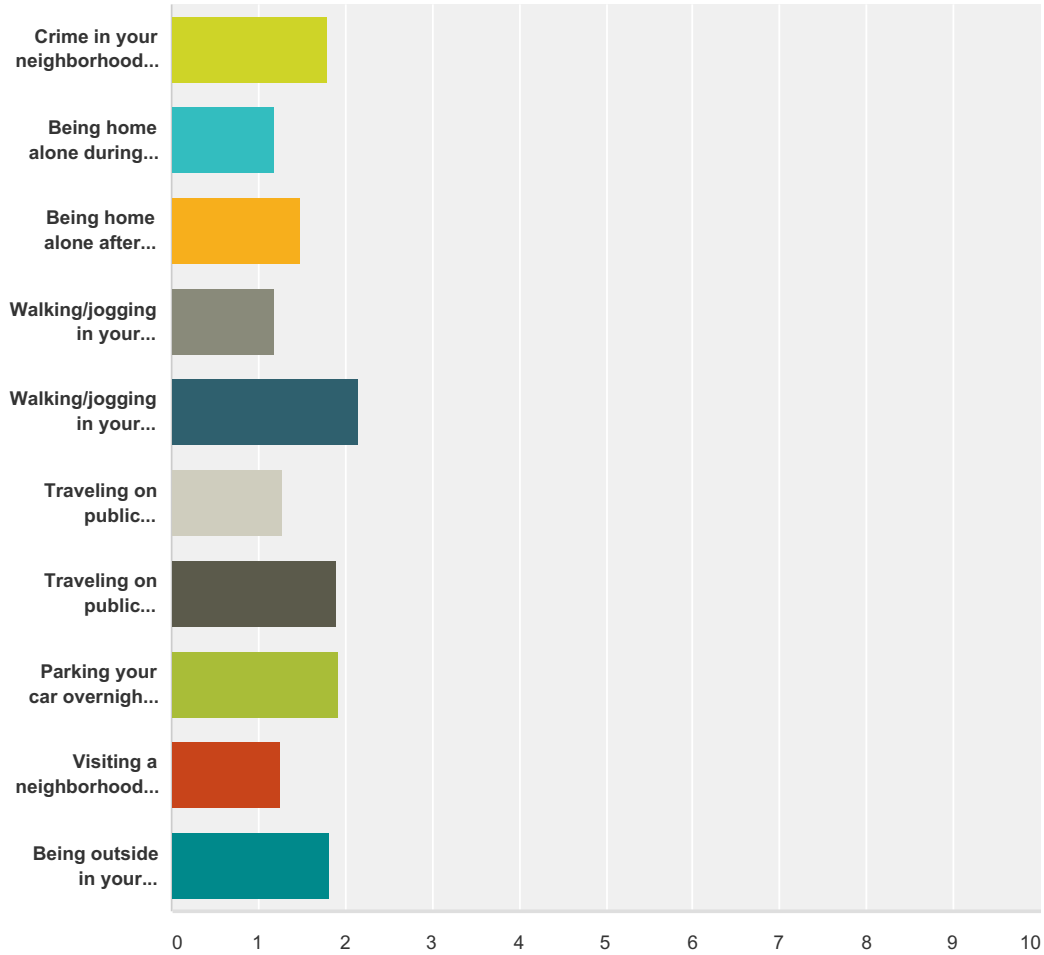
	Never	Seldom	Occasionally	Often	Total	Weighted Average
Stay home alone during the day	4.88% 19	18.51% 72	30.59% 119	46.02% 179	389	3.18
Stay home alone after dark	5.40% 21	14.91% 58	25.19% 98	54.50% 212	389	3.29
Walk/Jog in your neighborhood in the daytime	5.40% 21	10.28% 40	29.56% 115	54.76% 213	389	3.34
Walk/Jog in your neighborhood after dark	31.54% 123	27.18% 106	26.92% 105	14.36% 56	390	2.24
Travel on public transportation during the day	62.05% 242	13.85% 54	11.03% 43	13.08% 51	390	1.75
Travel on public transportation after dark	69.31% 271	14.58% 57	11.51% 45	4.60% 18	391	1.51

2016 Madison Police: North District Community Survey

Park your car overnight on the street	42.67% 166	25.45% 99	14.40% 56	17.48% 68	389	2.07
Visit a neighborhood park or playground	8.46% 33	22.31% 87	35.64% 139	33.59% 131	390	2.94

Q9 The following questions ask you about how fearful you are of crime or your personal safety. Indicate how fearful you are of the following by selecting one response to the right of each statement.

Answered: 392 Skipped: 32



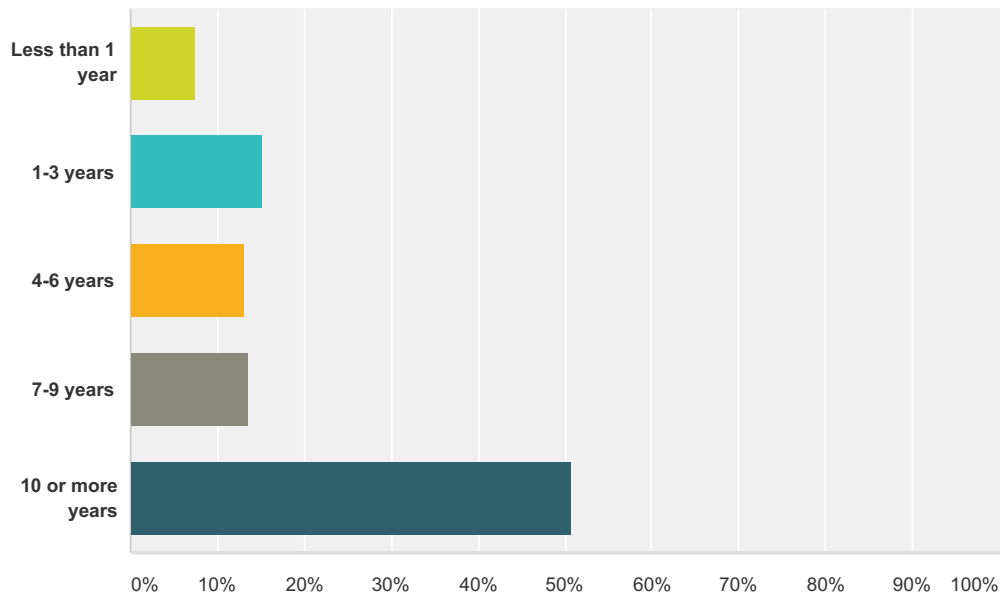
	Not Afraid at All	Only Somewhat Afraid	Afraid	Very Afraid	Total	Weighted Average
Crime in your neighborhood (in general)	31.28% 122	58.97% 230	8.46% 33	1.28% 5	390	1.80
Being home alone during the day	83.38% 326	15.60% 61	1.02% 4	0.00% 0	391	1.18
Being home alone after dark	59.44% 233	33.93% 133	5.10% 20	1.53% 6	392	1.49
Walking/jogging in your neighborhood during the day	83.08% 324	15.64% 61	0.77% 3	0.51% 2	390	1.19
Walking/jogging in your neighborhood after dark	23.85% 93	45.90% 179	23.08% 90	7.18% 28	390	2.14
Traveling on public transportation during the day	78.96% 289	15.30% 56	4.64% 17	1.09% 4	366	1.28

2016 Madison Police: North District Community Survey

Traveling on public transportation after dark	40.71% 149	35.79% 131	16.67% 61	6.83% 25	366	1.90
Parking your car overnight on the street	36.08% 140	42.78% 166	13.14% 51	7.99% 31	388	1.93
Visiting a neighborhood park or playground	77.98% 301	19.43% 75	1.81% 7	0.78% 3	386	1.25
Being outside in your neighborhood at night	40.00% 156	44.10% 172	10.77% 42	5.13% 20	390	1.81

Q10 Approximately how long have you lived at your current location?

Answered: 389 Skipped: 35



Answer Choices	Responses
Less than 1 year	7.46% 29
1-3 years	15.17% 59
4-6 years	13.11% 51
7-9 years	13.62% 53
10 or more years	50.64% 197
Total	389

Q11 What street do you live on?

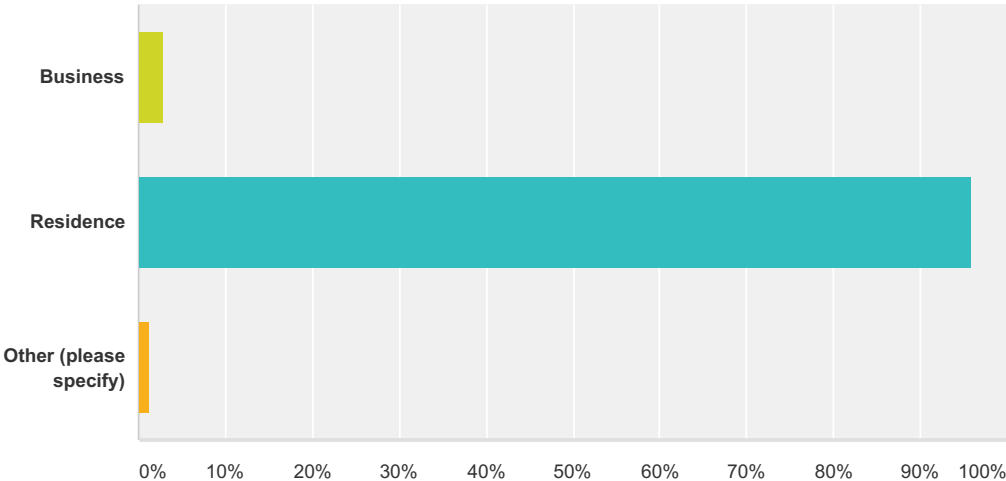
Answered: 384 Skipped: 40

**Q12 What block do you live on (i.e., 1100,
2900, etc)?**

Answered: 365 Skipped: 59

Q13 Is this a business or a residence?

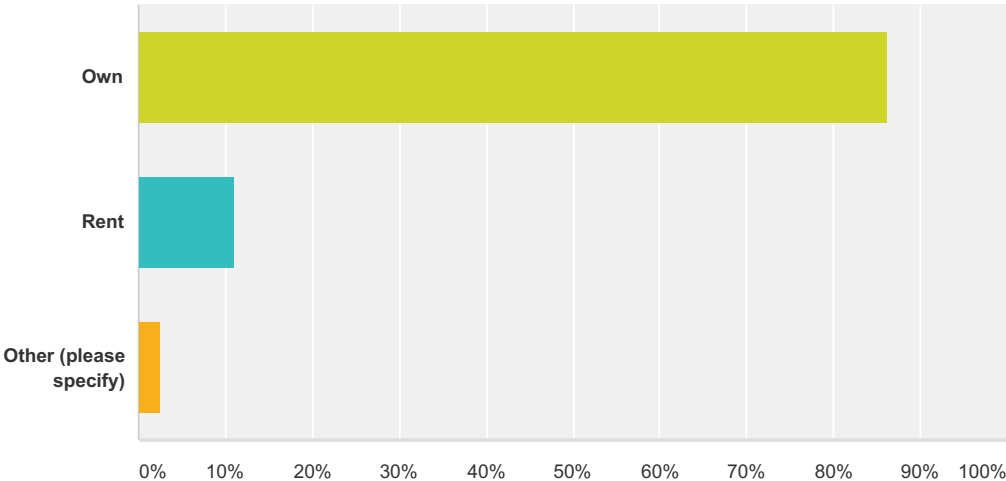
Answered: 389 Skipped: 35



Answer Choices	Responses
Business	2.83% 11
Residence	95.89% 373
Other (please specify)	1.29% 5
Total	389

Q14 Do you own or rent your property?

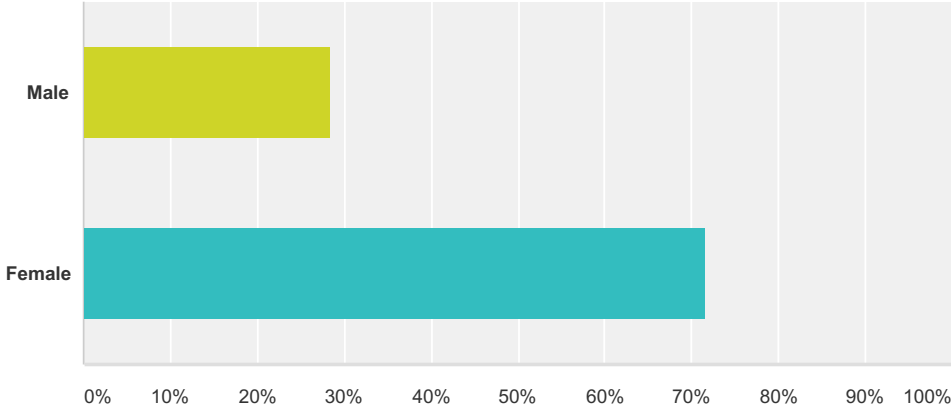
Answered: 387 Skipped: 37



Answer Choices	Responses	
Own	86.30%	334
Rent	11.11%	43
Other (please specify)	2.58%	10
Total		387

Q15 What is your gender?

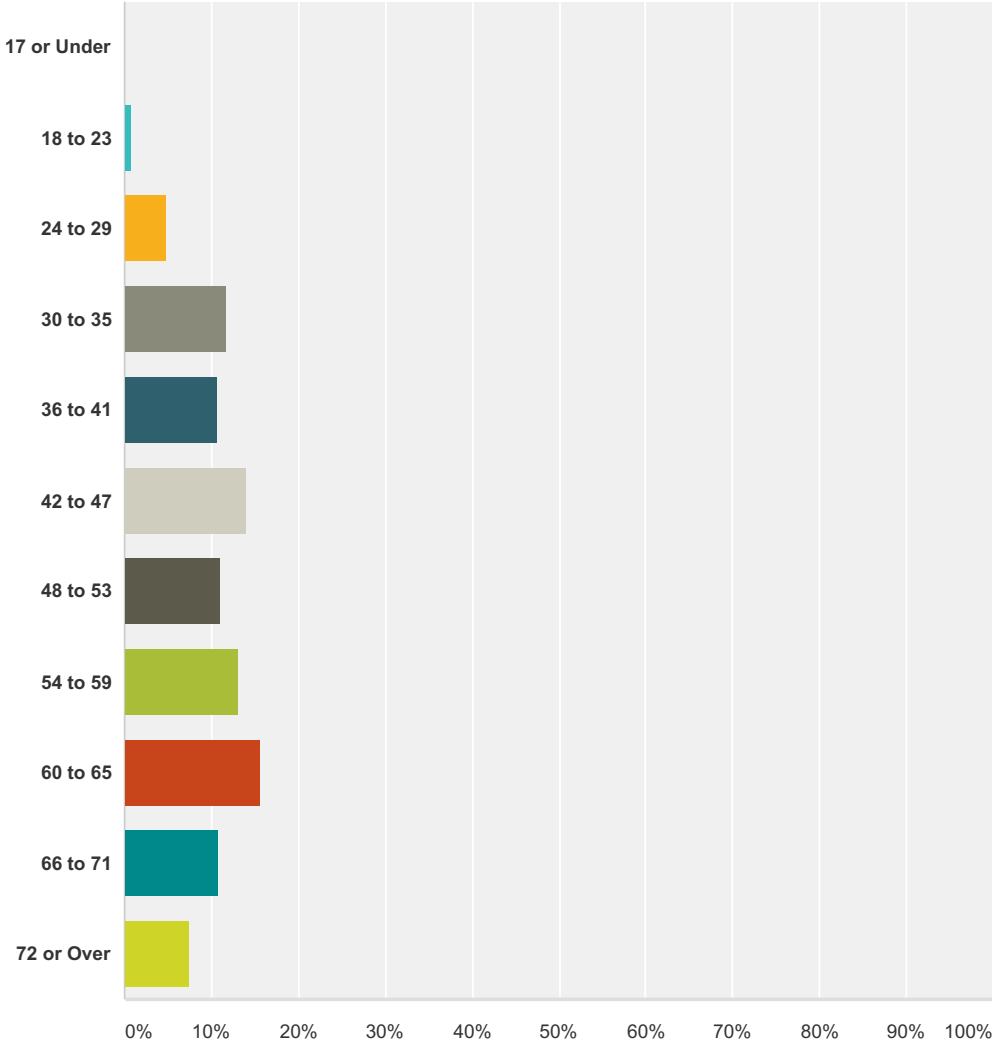
Answered: 384 Skipped: 40



Answer Choices	Responses	
Male	28.39%	109
Female	71.61%	275
Total		384

Q16 How old are you?

Answered: 388 Skipped: 36



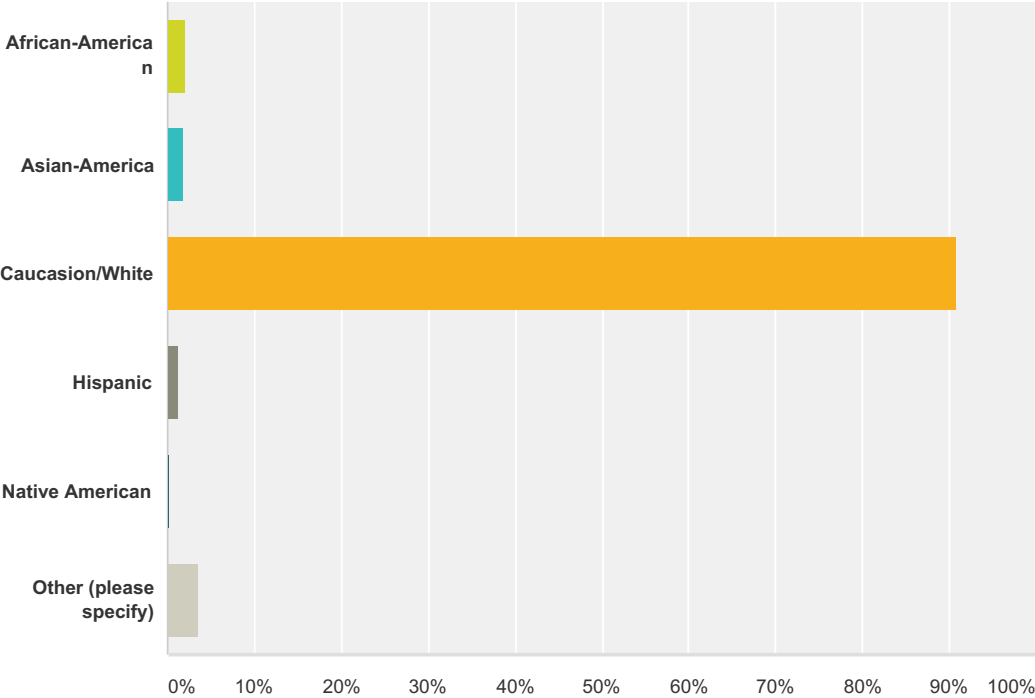
Answer Choices	Responses
17 or Under	0.00% 0
18 to 23	0.77% 3
24 to 29	4.90% 19
30 to 35	11.60% 45
36 to 41	10.57% 41
42 to 47	13.92% 54
48 to 53	11.08% 43
54 to 59	13.14% 51
60 to 65	15.72% 61
66 to 71	10.82% 42

2016 Madison Police: North District Community Survey

72 or Over	7.47%	29
Total		388

Q17 What is your race/ethnicity?

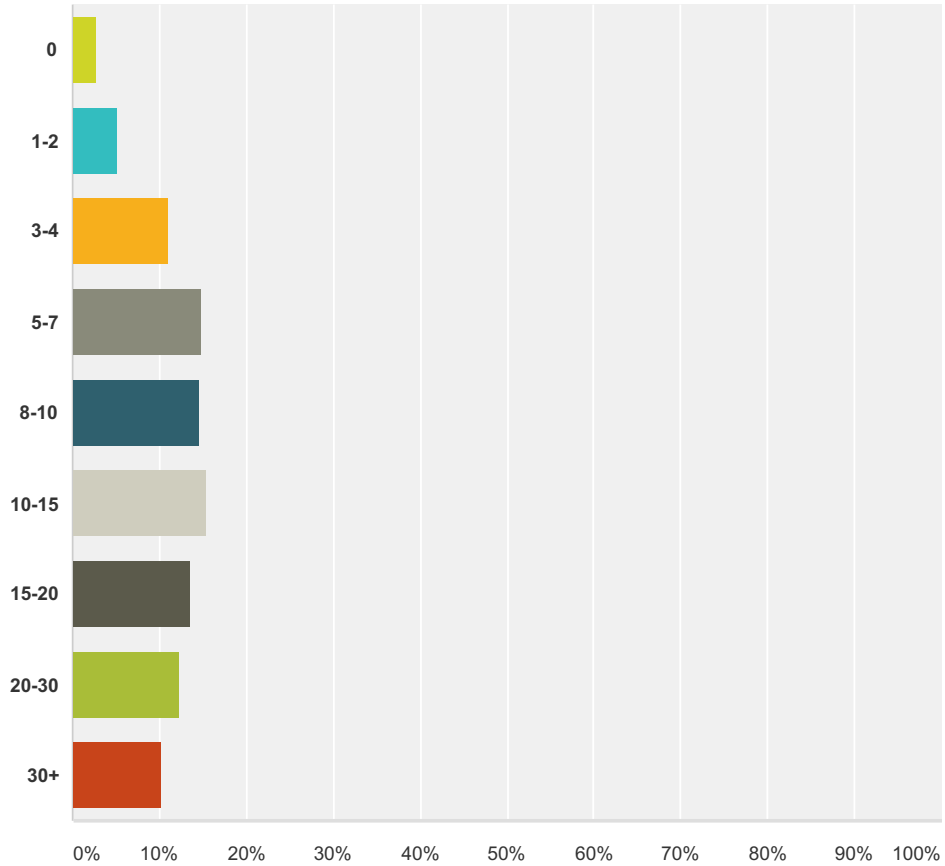
Answered: 385 Skipped: 39



Answer Choices	Responses	
African-American	2.08%	8
Asian-America	1.82%	7
Caucasian/White	90.91%	350
Hispanic	1.30%	5
Native American	0.26%	1
Other (please specify)	3.64%	14
Total		385

Q18 Besides your household, how many people do you know by name in your neighborhood?

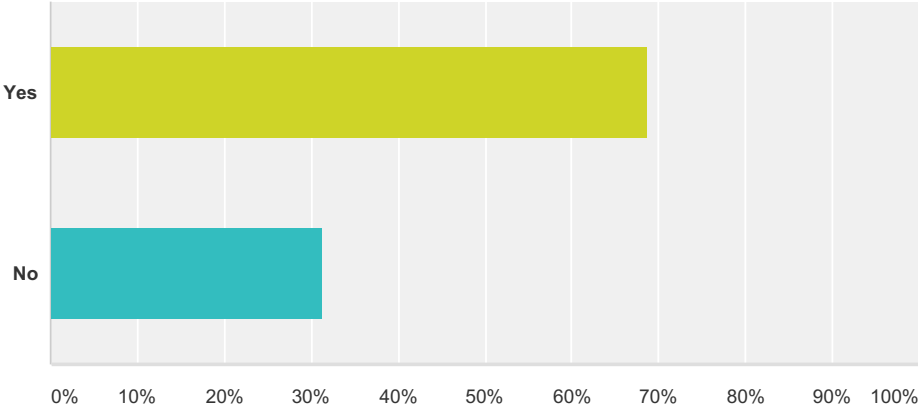
Answered: 382 Skipped: 42



Answer Choices	Responses
0	2.62% 10
1-2	5.24% 20
3-4	10.99% 42
5-7	14.92% 57
8-10	14.66% 56
10-15	15.45% 59
15-20	13.61% 52
20-30	12.30% 47
30+	10.21% 39
Total	382

Q19 Do you know what neighborhood association is active in your neighborhood?

Answered: 381 Skipped: 43



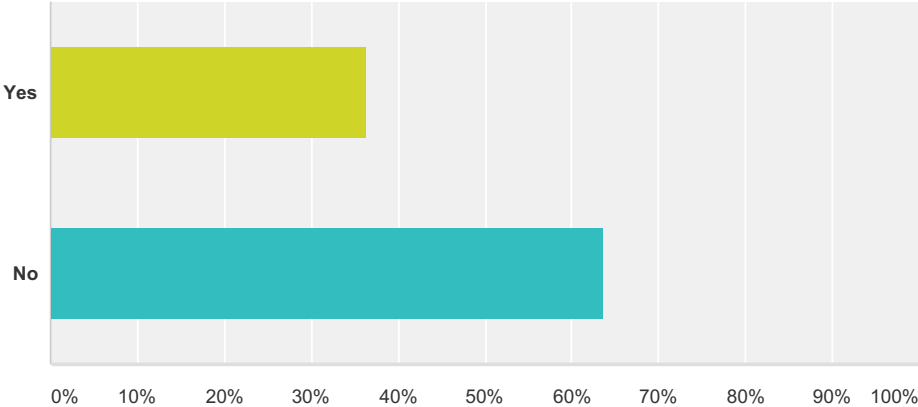
Answer Choices	Responses	
Yes	68.77%	262
No	31.23%	119
Total		381

**Q20 If yes, which neighborhood association
are you located in?**

Answered: 254 Skipped: 170

Q21 Are you a member of your neighborhood association?

Answered: 375 Skipped: 49



Answer Choices	Responses	
Yes	36.27%	136
No	63.73%	239
Total		375

**Q22 Is there anything you would like to say
to the Madison Police Department?**

Answered: 243 Skipped: 181