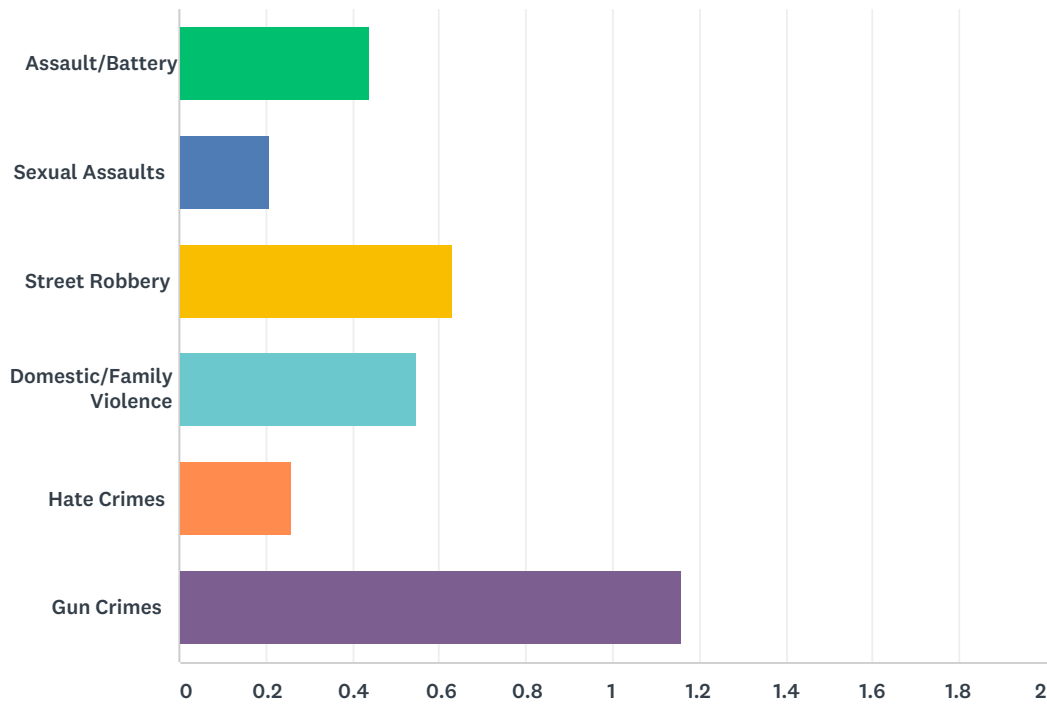


Q1 Please describe how much of a problem the following activities are in YOUR NEIGHBORHOOD.

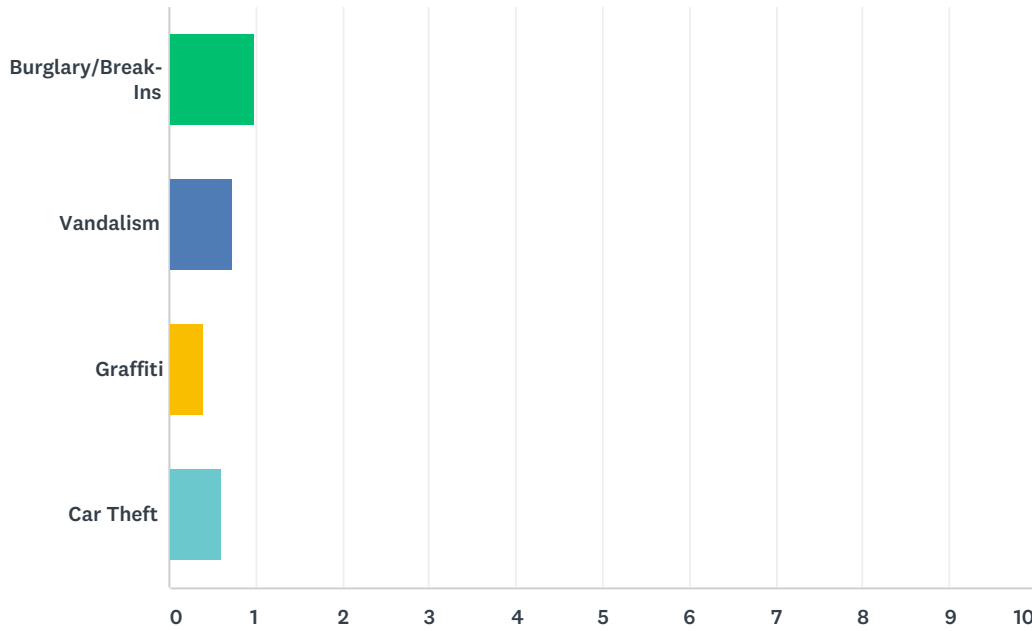
Answered: 339 Skipped: 2



	DON'T KNOW	NO PROBLEM	SMALL PROBLEM	SOMEWHAT OF A PROBLEM	BIG PROBLEM	TOTAL	WEIGHTED AVERAGE
Assault/Battery	36.31% 122	33.33% 112	18.45% 62	10.42% 35	1.49% 5	336	0.44
Sexual Assaults	50.75% 169	33.93% 113	10.81% 36	3.60% 12	0.90% 3	333	0.21
Street Robbery	26.65% 89	31.44% 105	23.05% 77	16.17% 54	2.69% 9	334	0.63
Domestic/Family Violence	51.34% 173	14.24% 48	16.62% 56	14.54% 49	3.26% 11	337	0.55
Hate Crimes	48.34% 160	32.02% 106	14.50% 48	4.23% 14	0.91% 3	331	0.26
Gun Crimes	19.64% 66	23.51% 79	16.67% 56	21.43% 72	18.75% 63	336	1.16

Q2 Please describe how much of a problem the following activities are in YOUR NEIGHBORHOOD.

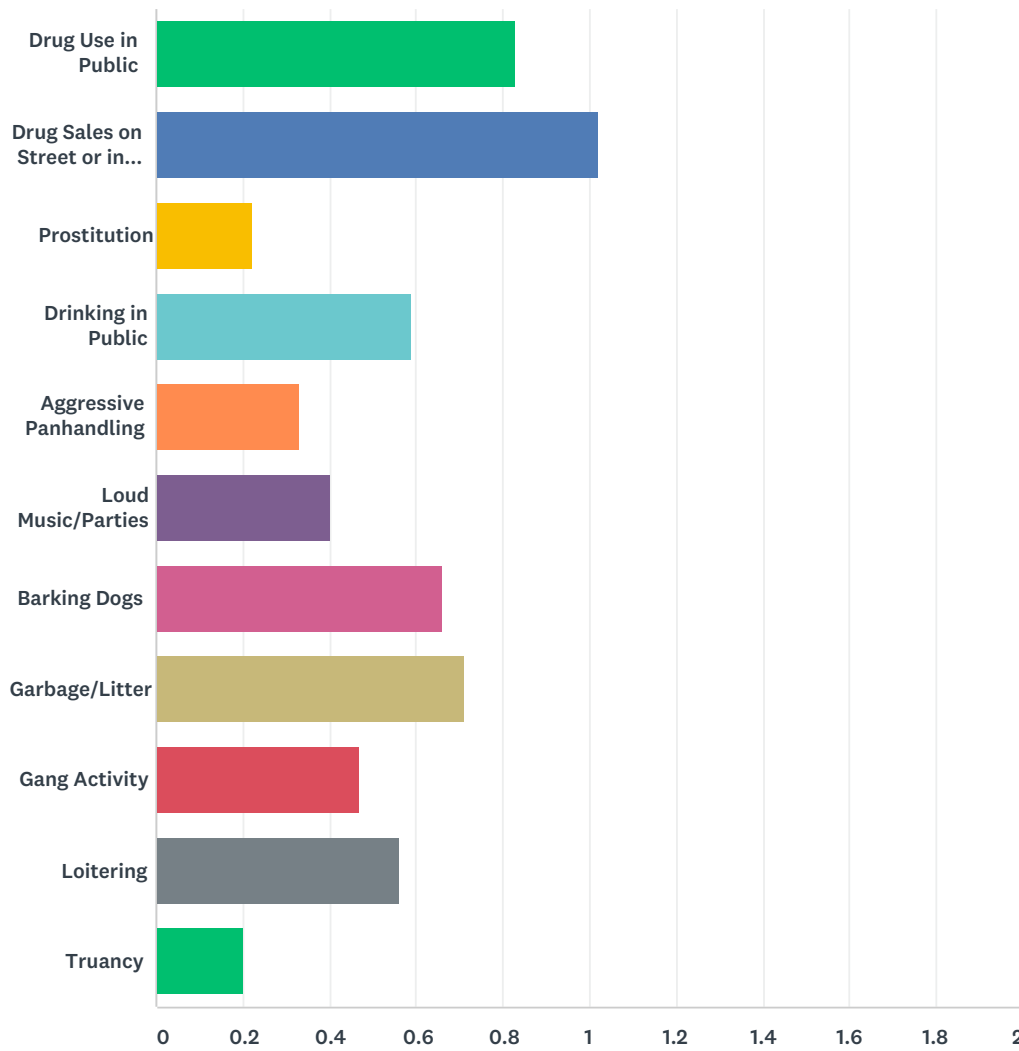
Answered: 333 Skipped: 8



	DON'T KNOW	NO PROBLEM	SMALL PROBLEM	SOMEWHAT OF A PROBLEM	BIG PROBLEM	TOTAL	WEIGHTED AVERAGE
Burglary/Break-Ins	23.42% 78	12.61% 42	35.44% 118	22.82% 76	5.71% 19	333	0.98
Vandalism	24.62% 82	24.92% 83	31.23% 104	15.32% 51	3.90% 13	333	0.74
Graffiti	24.32% 81	45.35% 151	22.22% 74	7.21% 24	0.90% 3	333	0.39
Car Theft	32.23% 107	28.01% 93	21.39% 71	15.36% 51	3.01% 10	332	0.61

Q3 Please describe how much of a problem the following activities are in YOUR NEIGHBORHOOD.

Answered: 324 Skipped: 17

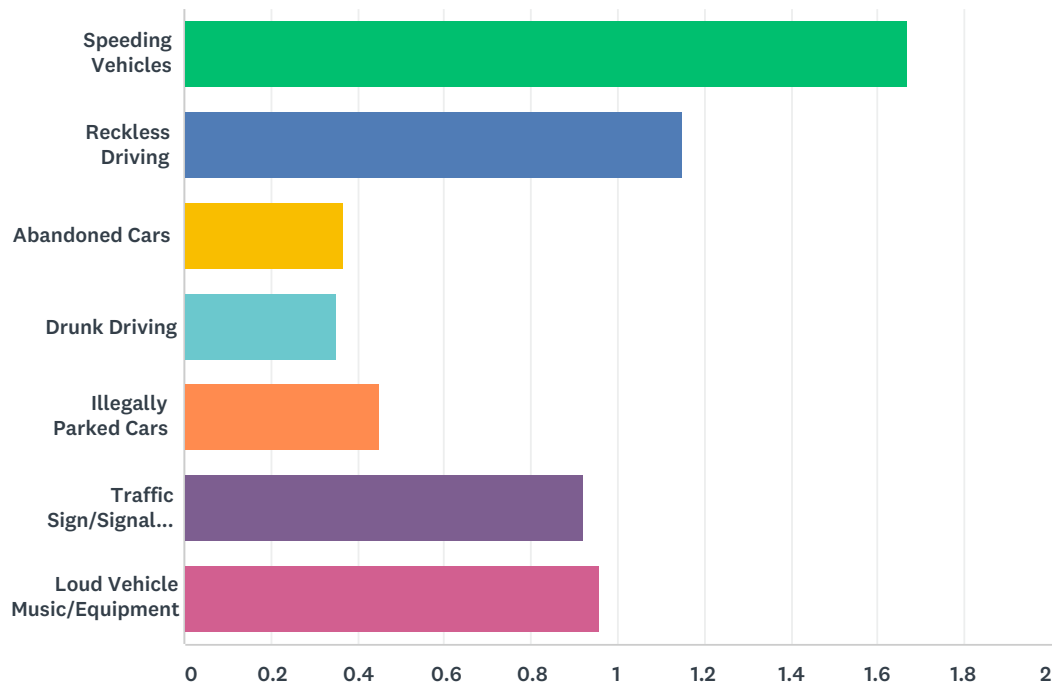


	DON'T KNOW	NO PROBLEM	SMALL PROBLEM	SOMEWHAT OF A PROBLEM	BIG PROBLEM	TOTAL	WEIGHTED AVERAGE
Drug Use in Public	22.67% 73	31.06% 100	19.25% 62	17.08% 55	9.94% 32	322	0.83
Drug Sales on Street or in Drug Houses	23.46% 76	25.62% 83	14.81% 48	20.99% 68	15.12% 49	324	1.02
Prostitution	43.13% 138	42.81% 137	7.19% 23	5.63% 18	1.25% 4	320	0.22
Drinking in Public	16.82% 54	47.04% 151	20.56% 66	8.10% 26	7.48% 24	321	0.59
Aggressive Panhandling	12.15% 39	66.67% 214	13.08% 42	4.36% 14	3.74% 12	321	0.33
Loud Music/Parties	9.32% 30	60.87% 196	22.05% 71	4.97% 16	2.80% 9	322	0.40

Barking Dogs	4.32% 14	50.62% 164	29.01% 94	11.42% 37	4.63% 15	324	0.66
Garbage/Litter	5.59% 18	45.65% 147	33.54% 108	8.39% 27	6.83% 22	322	0.71
Gang Activity	37.58% 121	36.02% 116	11.18% 36	9.94% 32	5.28% 17	322	0.47
Loitering	18.89% 61	47.37% 153	18.27% 59	8.98% 29	6.50% 21	323	0.56
Truancy	52.78% 171	34.26% 111	8.02% 26	2.47% 8	2.47% 8	324	0.20

Q4 Please describe how much of a problem the following activities are in YOUR NEIGHBORHOOD.

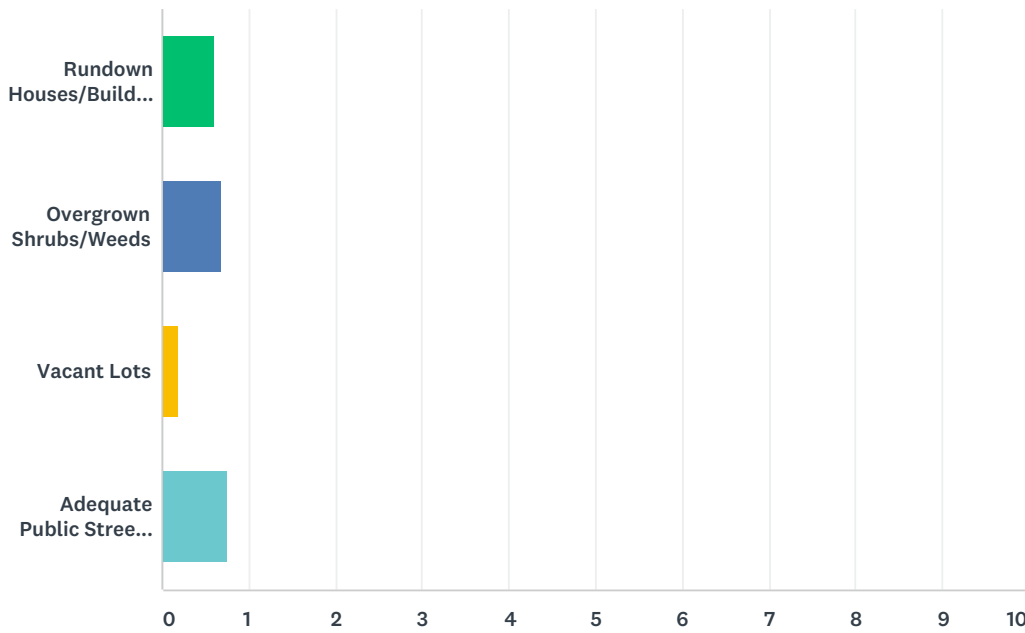
Answered: 321 Skipped: 20



	DON'T KNOW	NO PROBLEM	SMALL PROBLEM	SOMEWHAT OF A PROBLEM	BIG PROBLEM	TOTAL	WEIGHTED AVERAGE
Speeding Vehicles	1.56% 5	10.31% 33	32.81% 105	31.87% 102	23.44% 75	320	1.67
Reckless Driving	7.55% 24	26.42% 84	30.82% 98	21.70% 69	13.52% 43	318	1.15
Abandoned Cars	17.13% 55	56.39% 181	18.69% 60	4.98% 16	2.80% 9	321	0.37
Drunk Driving	50.63% 161	26.10% 83	14.47% 46	5.97% 19	2.83% 9	318	0.35
Illegally Parked Cars	22.26% 71	46.71% 149	20.38% 65	6.90% 22	3.76% 12	319	0.45
Traffic Sign/Signal Violations	14.02% 45	31.78% 102	28.04% 90	14.64% 47	11.53% 37	321	0.92
Loud Vehicle Music/Equipment	6.54% 21	35.83% 115	30.84% 99	15.26% 49	11.53% 37	321	0.96

Q5 Please describe how much of a problem the following activities are in YOUR NEIGHBORHOOD.

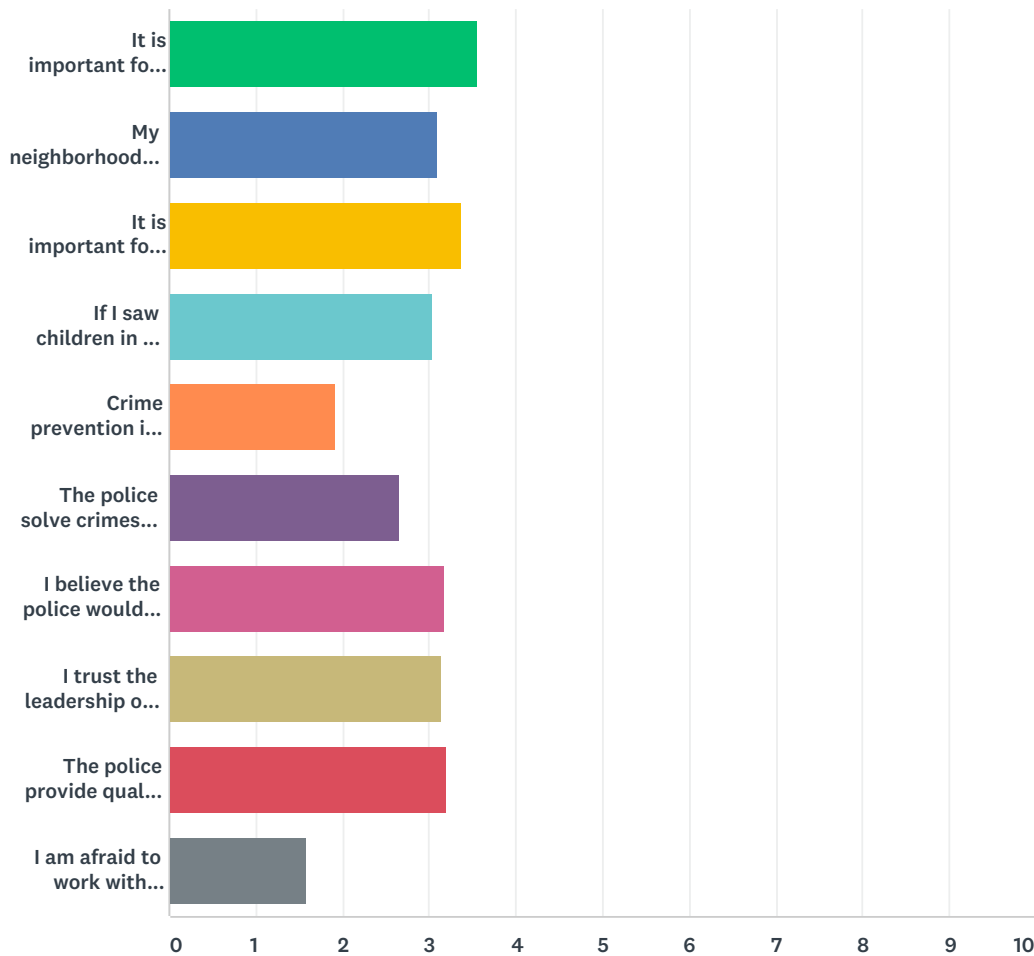
Answered: 320 Skipped: 21



	DON'T KNOW	NO PROBLEM	SMALL PROBLEM	SOMEWHAT OF A PROBLEM	BIG PROBLEM	TOTAL	WEIGHTED AVERAGE
Rundown Houses/Buildings	4.70% 15	51.41% 164	31.66% 101	8.78% 28	3.45% 11	319	0.60
Overgrown Shrubs/Weeds	5.02% 16	44.83% 143	36.68% 117	8.78% 28	4.70% 15	319	0.68
Vacant Lots	10.97% 35	75.24% 240	10.03% 32	2.82% 9	0.94% 3	319	0.18
Adequate Public Street Lighting	4.70% 15	49.53% 158	23.51% 75	14.73% 47	7.52% 24	319	0.76

Q6 Please indicate how much you agree or disagree with the following statements.

Answered: 316 Skipped: 25

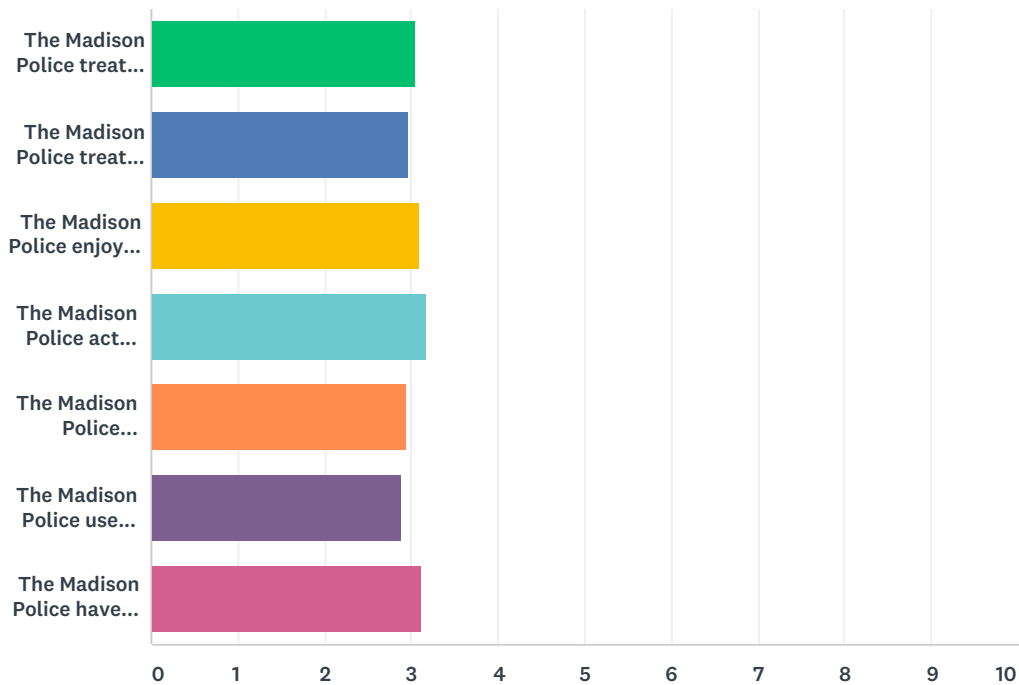


	STRONGLY DISAGREE	DISAGREE	AGREE	STRONGLY AGREE	TOTAL	WEIGHTED AVERAGE
It is important for community members to work with the police to solve local problems.	1.90% 6	1.27% 4	36.19% 114	60.63% 191	315	3.56
My neighborhood is a safe place to live.	0.96% 3	13.69% 43	60.19% 189	25.16% 79	314	3.10
It is important for citizens to take an active role in preventing crime.	2.55% 8	2.55% 8	50.32% 158	44.59% 140	314	3.37
If I saw children in my neighborhood causing problems, I would likely first ask them to stop before I called the police to get involved.	3.51% 11	16.93% 53	52.40% 164	27.16% 85	313	3.03
Crime prevention is the responsibility of the police; NOT citizens like me.	25.88% 81	58.47% 183	13.42% 42	2.24% 7	313	1.92
The police solve crimes quickly.	5.76% 17	29.15% 86	58.31% 172	6.78% 20	295	2.66
I believe the police would respond quickly if I were to call them about an emergency.	2.89% 9	9.00% 28	56.59% 176	31.51% 98	311	3.17

I trust the leadership of the Madison Police Department.	5.45% 17	10.26% 32	48.72% 152	35.58% 111	312	3.14
The police provide quality service to the residents of my community.	1.92% 6	7.05% 22	58.97% 184	32.05% 100	312	3.21
I am afraid to work with police for fear of retaliation.	54.17% 169	34.62% 108	8.97% 28	2.24% 7	312	1.59

Q7 Please indicate your feelings/beliefs of the City of Madison Police Department.

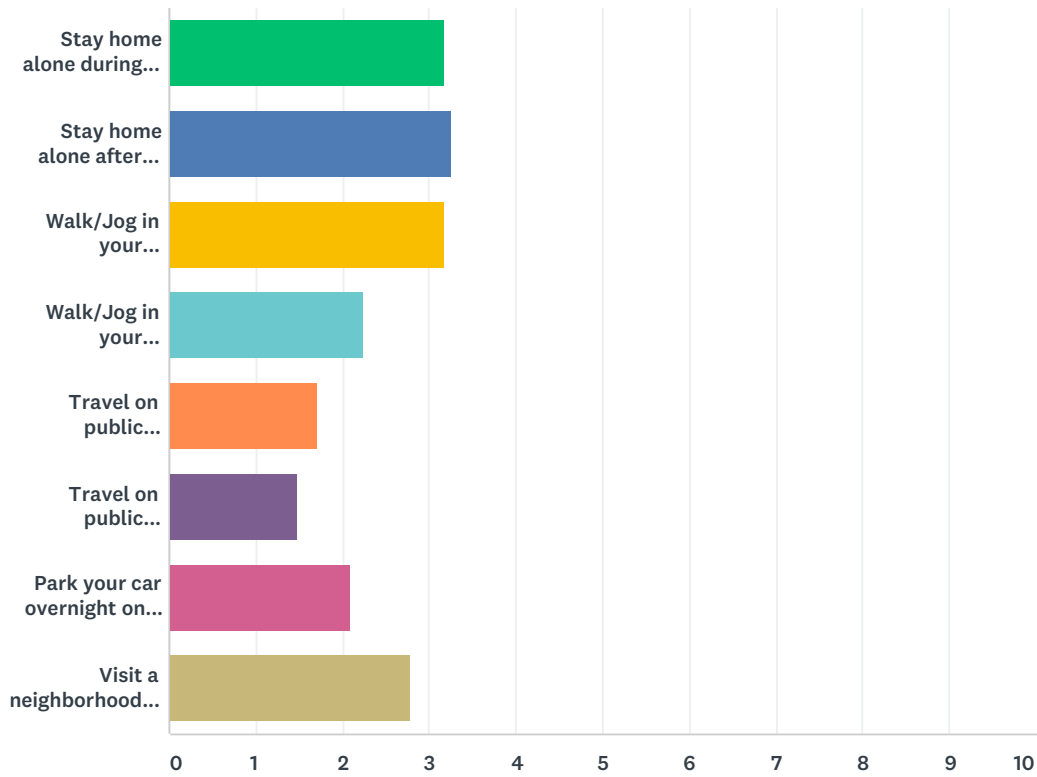
Answered: 311 Skipped: 30



	NEVER	SOMETIMES	MOST OF THE TIME	ALWAYS	TOTAL	WEIGHTED AVERAGE
The Madison Police treat people with respect.	0.32% 1	18.01% 56	57.56% 179	24.12% 75	311	3.05
The Madison Police treat people fairly.	1.29% 4	21.61% 67	54.52% 169	22.58% 70	310	2.98
The Madison Police enjoy helping people.	0.32% 1	18.77% 58	52.10% 161	28.80% 89	309	3.09
The Madison Police act professionally.	0.65% 2	14.24% 44	51.13% 158	33.98% 105	309	3.18
The Madison Police understand my values.	3.26% 10	24.10% 74	47.56% 146	25.08% 77	307	2.94
The Madison Police use appropriate force.	1.30% 4	29.22% 90	49.68% 153	19.81% 61	308	2.88
The Madison Police have earned my trust.	2.89% 9	20.90% 65	38.59% 120	37.62% 117	311	3.11

Q8 The following questions ask you how often you engage in a variety of activities. Please select a response for each activity. Please consider
 :Never-----0 times/month Seldom-----1-2
 times/month Occasionally---1-2 times/week Often-----3+
 times/week How often do you...

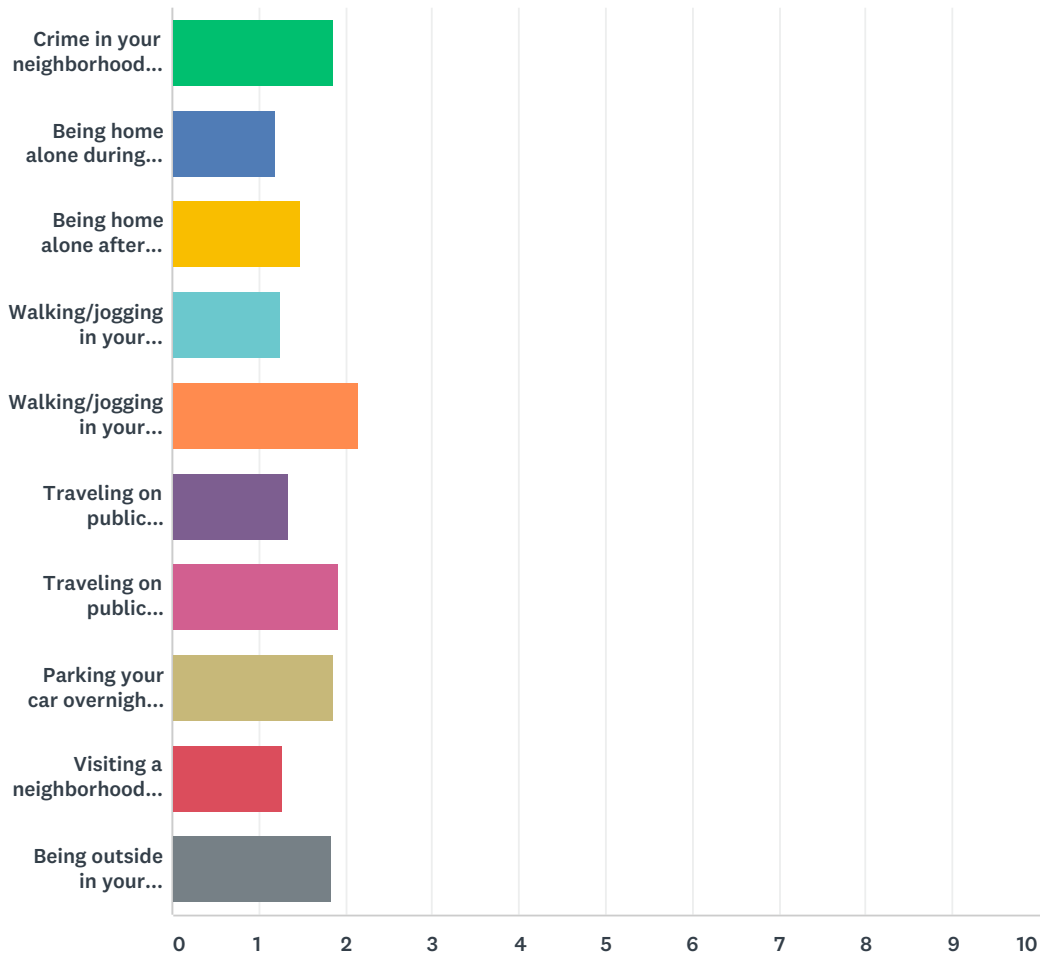
Answered: 308 Skipped: 33



	NEVER	SELDOM	OCCASIONALLY	OFTEN	TOTAL	WEIGHTED AVERAGE
Stay home alone during the day	3.25% 10	20.13% 62	33.12% 102	43.51% 134	308	3.17
Stay home alone after dark	4.56% 14	17.59% 54	25.08% 77	52.77% 162	307	3.26
Walk/Jog in your neighborhood in the daytime	7.17% 22	14.01% 43	31.27% 96	47.56% 146	307	3.19
Walk/Jog in your neighborhood after dark	31.92% 98	28.34% 87	23.45% 72	16.29% 50	307	2.24
Travel on public transportation during the day	62.01% 191	17.53% 54	8.12% 25	12.34% 38	308	1.71
Travel on public transportation after dark	70.78% 218	15.26% 47	8.44% 26	5.52% 17	308	1.49
Park your car overnight on the street	43.18% 133	22.73% 70	14.94% 46	19.16% 59	308	2.10
Visit a neighborhood park or playground	10.13% 31	28.76% 88	33.33% 102	27.78% 85	306	2.79

Q9 The following questions ask you about how fearful you are of crime or your personal safety. Indicate how fearful you are of the following by selecting one response to the right of each statement.

Answered: 304 Skipped: 37

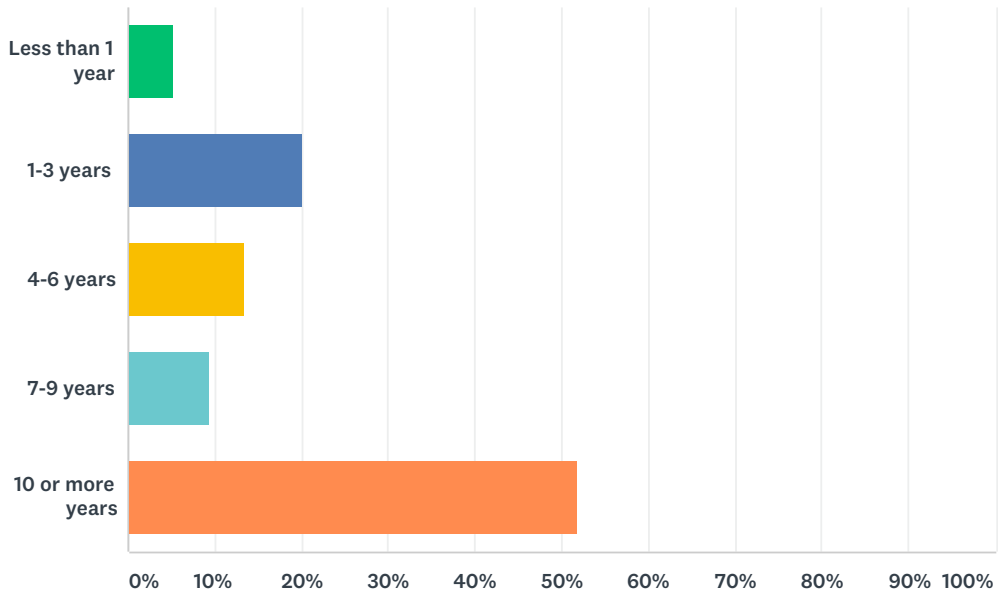


	NOT AFRAID AT ALL	ONLY SOMEWHAT AFRAID	AFRAID	VERY AFRAID	TOTAL	WEIGHTED AVERAGE
Crime in your neighborhood (in general)	35.20% 107	47.37% 144	13.16% 40	4.28% 13	304	1.87
Being home alone during the day	83.83% 254	13.20% 40	2.97% 9	0.00% 0	303	1.19
Being home alone after dark	59.54% 181	32.89% 100	6.25% 19	1.32% 4	304	1.49
Walking/jogging in your neighborhood during the day	77.48% 234	19.21% 58	2.98% 9	0.33% 1	302	1.26
Walking/jogging in your neighborhood after dark	24.50% 74	45.70% 138	19.87% 60	9.93% 30	302	2.15
Traveling on public transportation during the day	72.54% 206	22.18% 63	4.23% 12	1.06% 3	284	1.34

Traveling on public transportation after dark	42.55% 120	31.21% 88	18.09% 51	8.16% 23	282	1.92
Parking your car overnight on the street	37.67% 110	45.21% 132	10.27% 30	6.85% 20	292	1.86
Visiting a neighborhood park or playground	76.51% 228	20.47% 61	3.02% 9	0.00% 0	298	1.27
Being outside in your neighborhood at night	36.30% 110	48.51% 147	9.24% 28	5.94% 18	303	1.85

Q10 Approximately how long have you lived at your current location?

Answered: 305 Skipped: 36



ANSWER CHOICES	RESPONSES	
Less than 1 year	5.25%	16
1-3 years	20.00%	61
4-6 years	13.44%	41
7-9 years	9.51%	29
10 or more years	51.80%	158
TOTAL		305

Q11 What street do you live on?

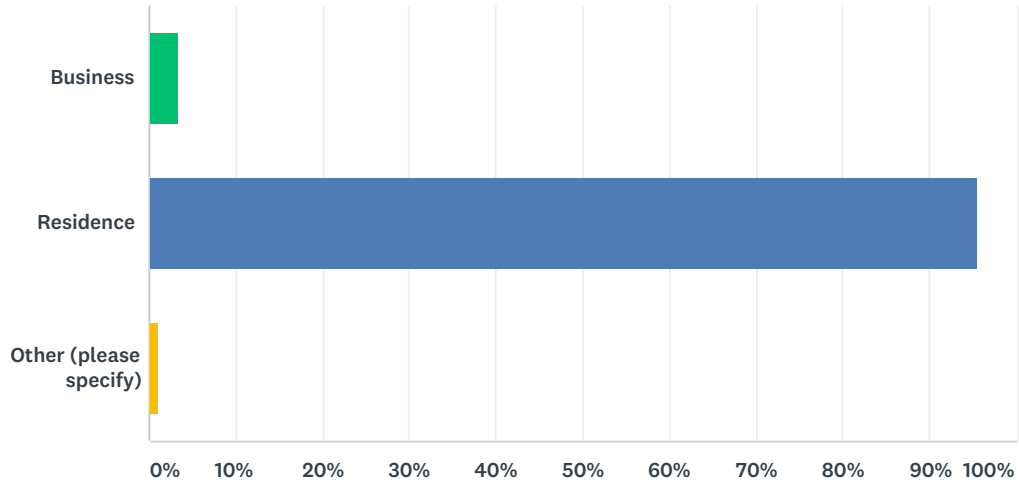
Answered: 297 Skipped: 44

Q12 What block do you live on (i.e., 1100, 2900, etc)?

Answered: 268 Skipped: 73

Q13 Is this a business or a residence?

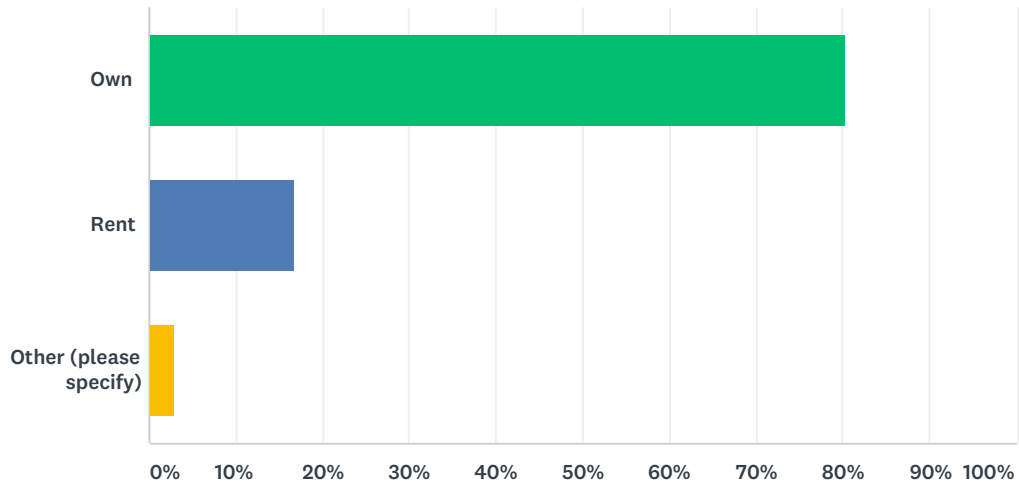
Answered: 301 Skipped: 40



ANSWER CHOICES	RESPONSES	
Business	3.32%	10
Residence	95.68%	288
Other (please specify)	1.00%	3
TOTAL		301

Q14 Do you own or rent your property?

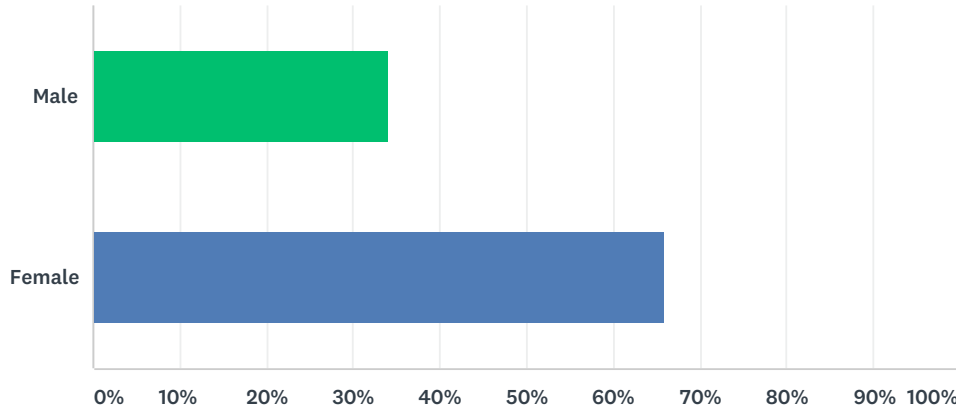
Answered: 304 Skipped: 37



ANSWER CHOICES	RESPONSES	
Own	80.26%	244
Rent	16.78%	51
Other (please specify)	2.96%	9
TOTAL		304

Q15 What is your gender?

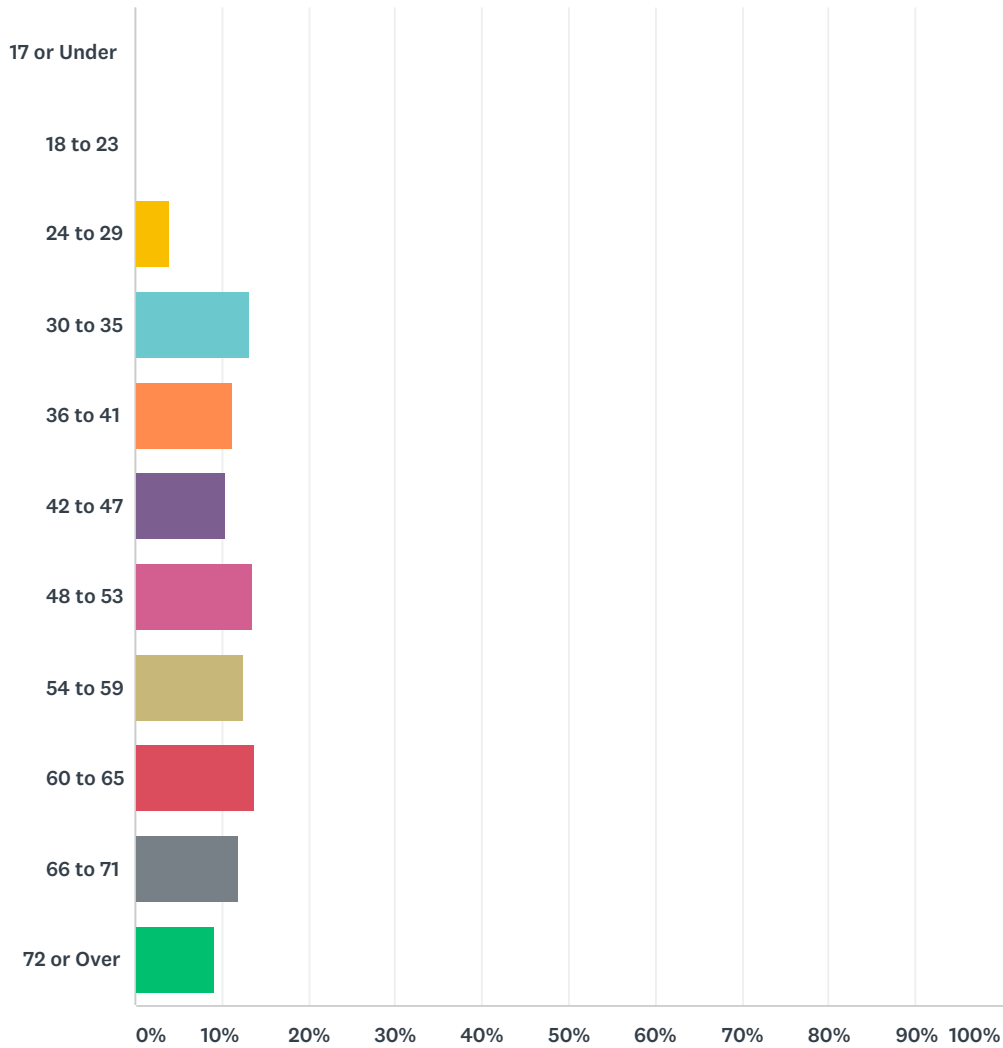
Answered: 302 Skipped: 39



ANSWER CHOICES	RESPONSES	
Male	34.11%	103
Female	65.89%	199
TOTAL		302

Q16 How old are you?

Answered: 303 Skipped: 38

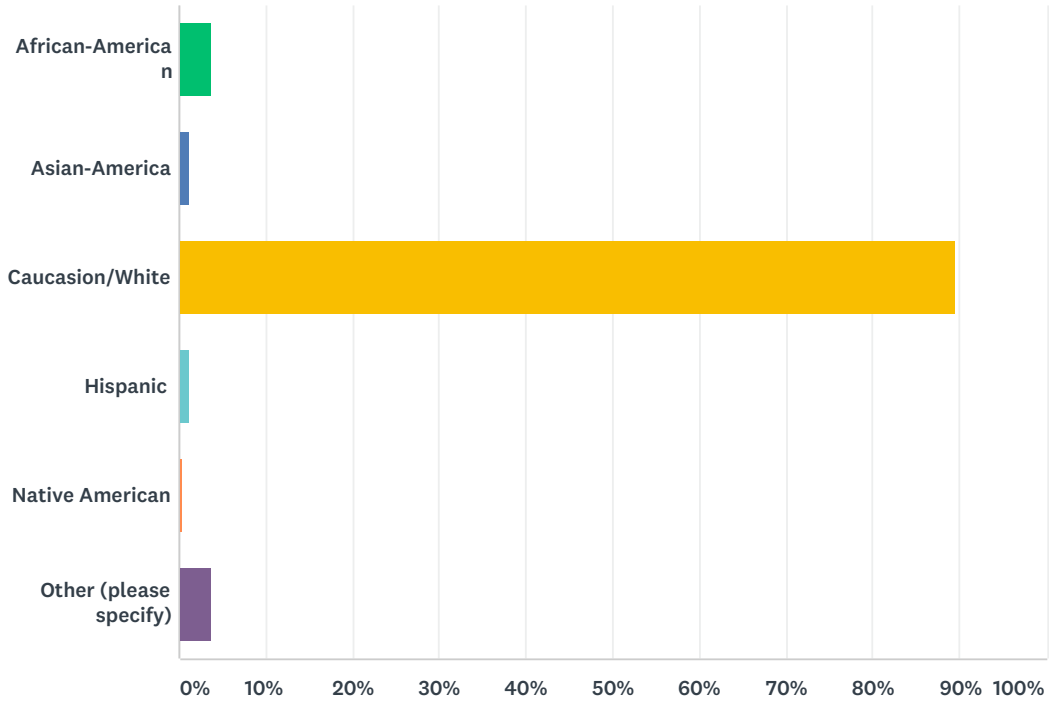


ANSWER CHOICES	RESPONSES	
17 or Under	0.00%	0
18 to 23	0.00%	0
24 to 29	3.96%	12
30 to 35	13.20%	40
36 to 41	11.22%	34
42 to 47	10.56%	32
48 to 53	13.53%	41
54 to 59	12.54%	38
60 to 65	13.86%	42
66 to 71	11.88%	36

72 or Over	9.24%	28
TOTAL		303

Q17 What is your race/ethnicity?

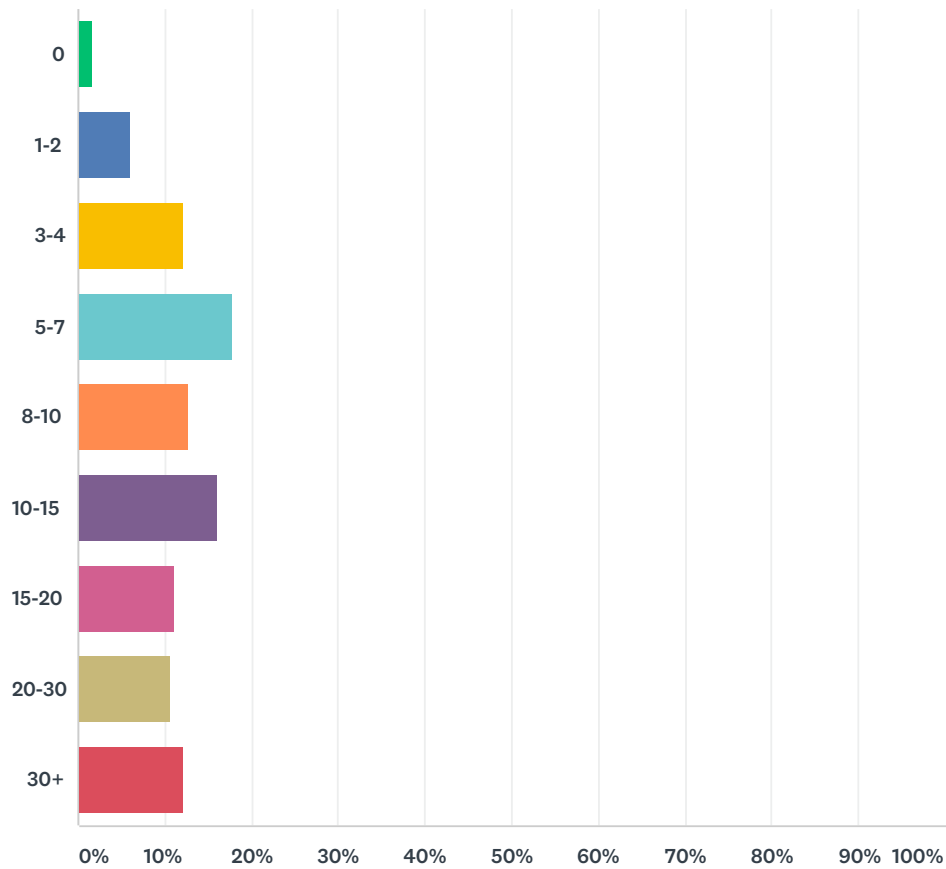
Answered: 299 Skipped: 42



ANSWER CHOICES	RESPONSES	
African-American	3.68%	11
Asian-America	1.34%	4
Caucasian/White	89.63%	268
Hispanic	1.34%	4
Native American	0.33%	1
Other (please specify)	3.68%	11
TOTAL		299

Q18 Besides your household, how many people do you know by name in your neighborhood?

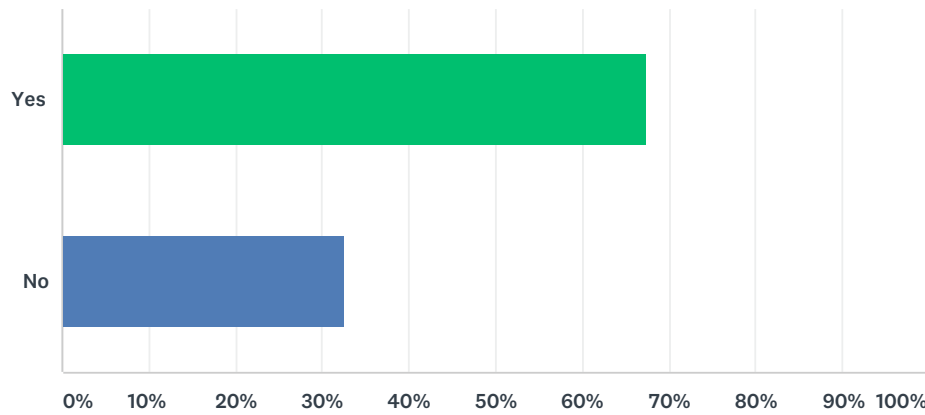
Answered: 299 Skipped: 42



ANSWER CHOICES	RESPONSES	
0	1.67%	5
1-2	6.02%	18
3-4	12.04%	36
5-7	17.73%	53
8-10	12.71%	38
10-15	16.05%	48
15-20	11.04%	33
20-30	10.70%	32
30+	12.04%	36
TOTAL		299

Q19 Do you know what neighborhood association is active in your neighborhood?

Answered: 298 Skipped: 43



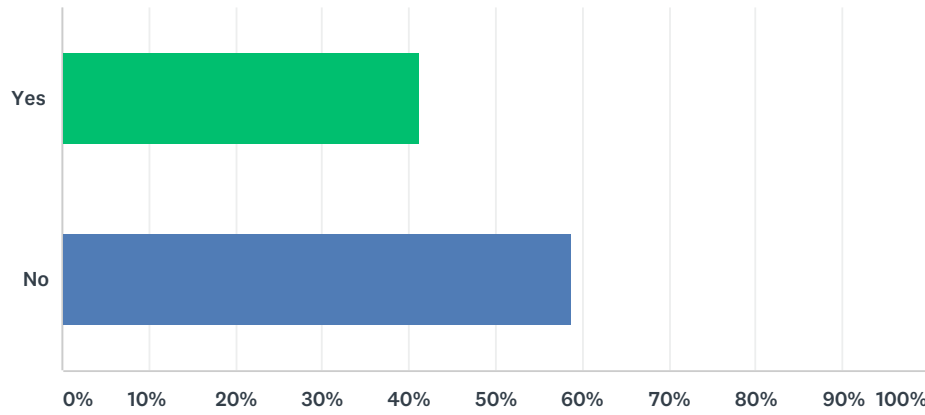
ANSWER CHOICES	RESPONSES	
Yes	67.45%	201
No	32.55%	97
TOTAL		298

Q20 If yes, which neighborhood association are you located in?

Answered: 199 Skipped: 142

Q21 Are you a member of your neighborhood association?

Answered: 294 Skipped: 47



ANSWER CHOICES	RESPONSES	
Yes	41.16%	121
No	58.84%	173
TOTAL		294

Q22 Is there anything you would like to say to the Madison Police Department?

Answered: 176 Skipped: 165