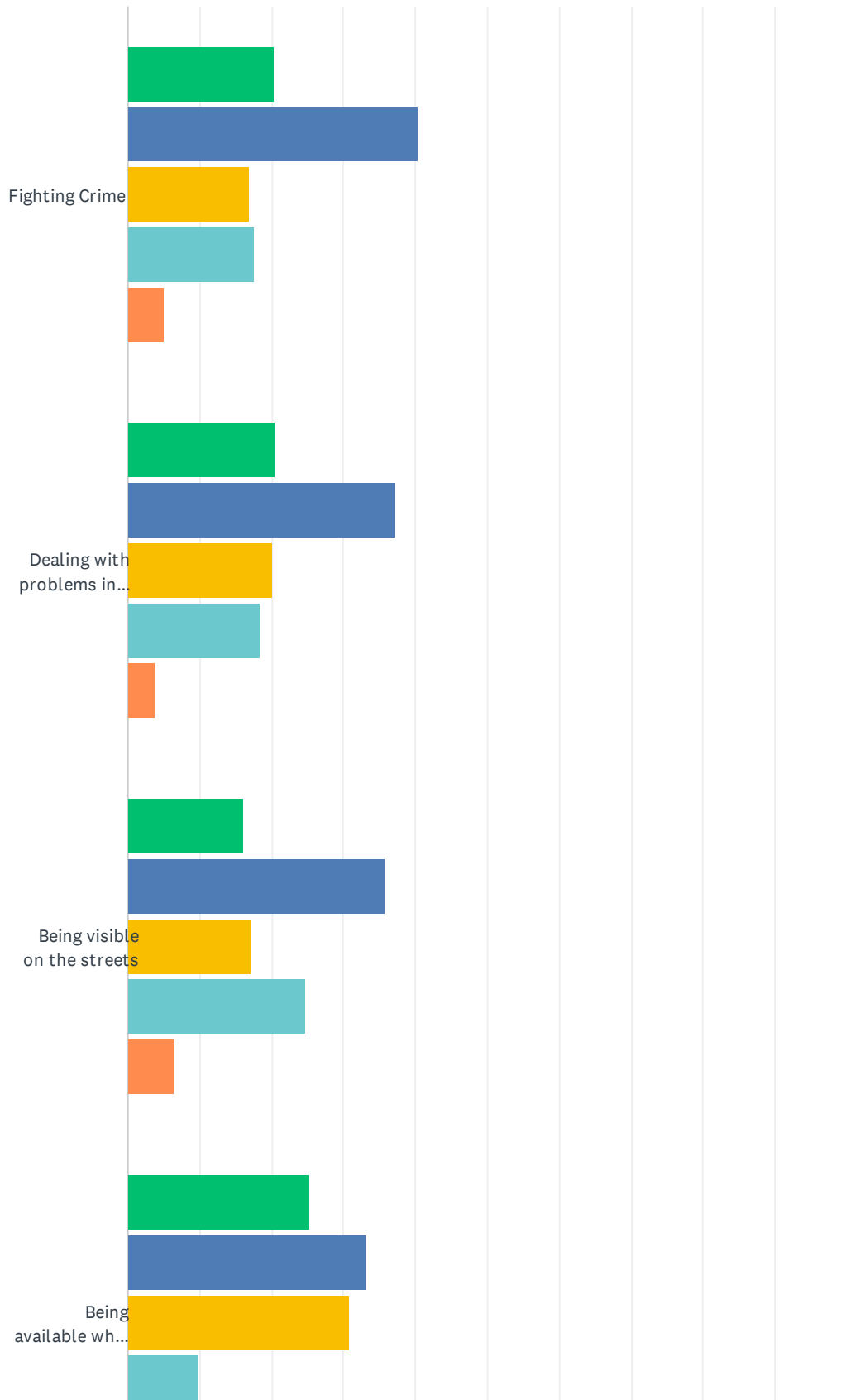
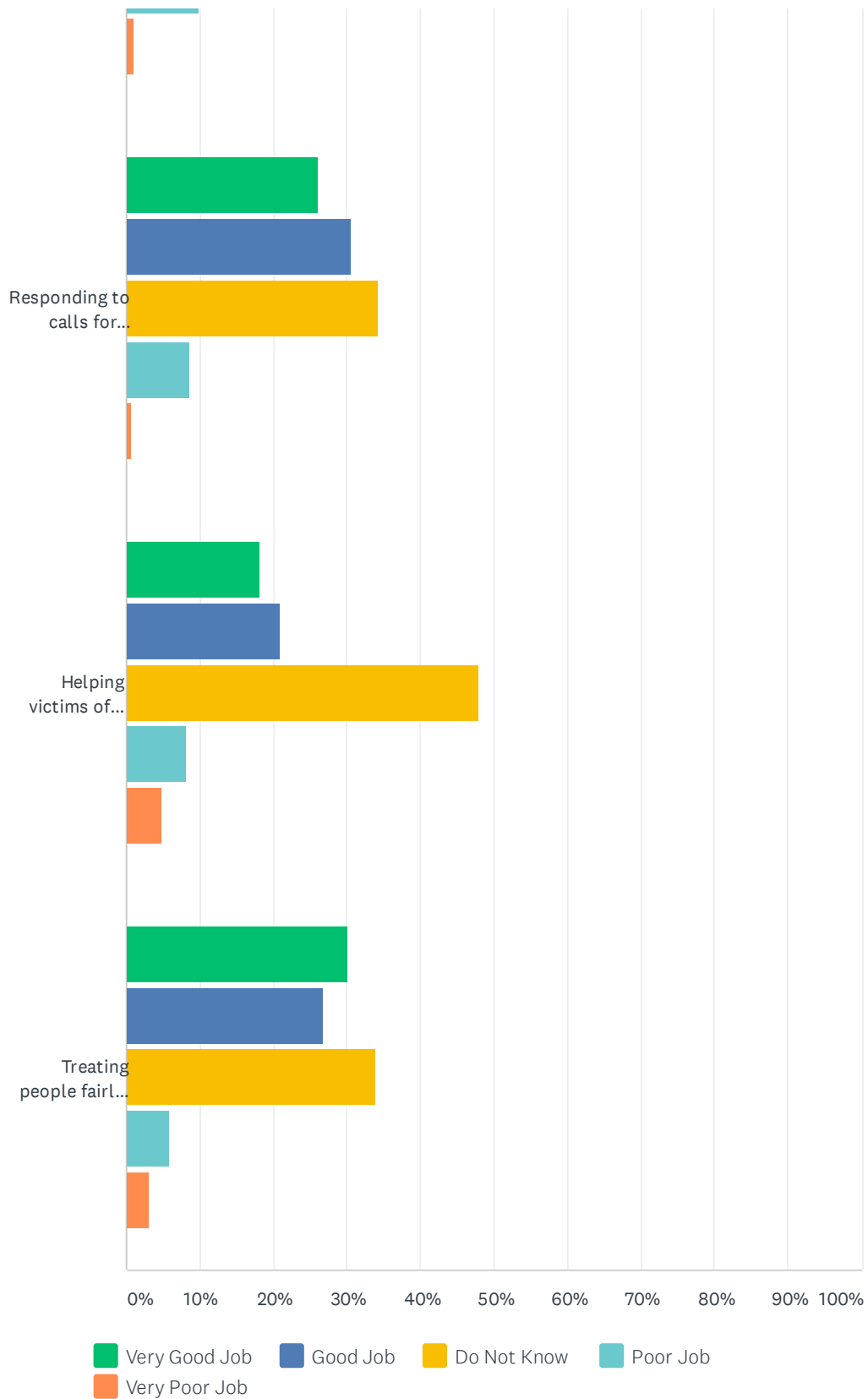


Q1 How well is the Madison Police Department doing at the following:

Answered: 187 Skipped: 0

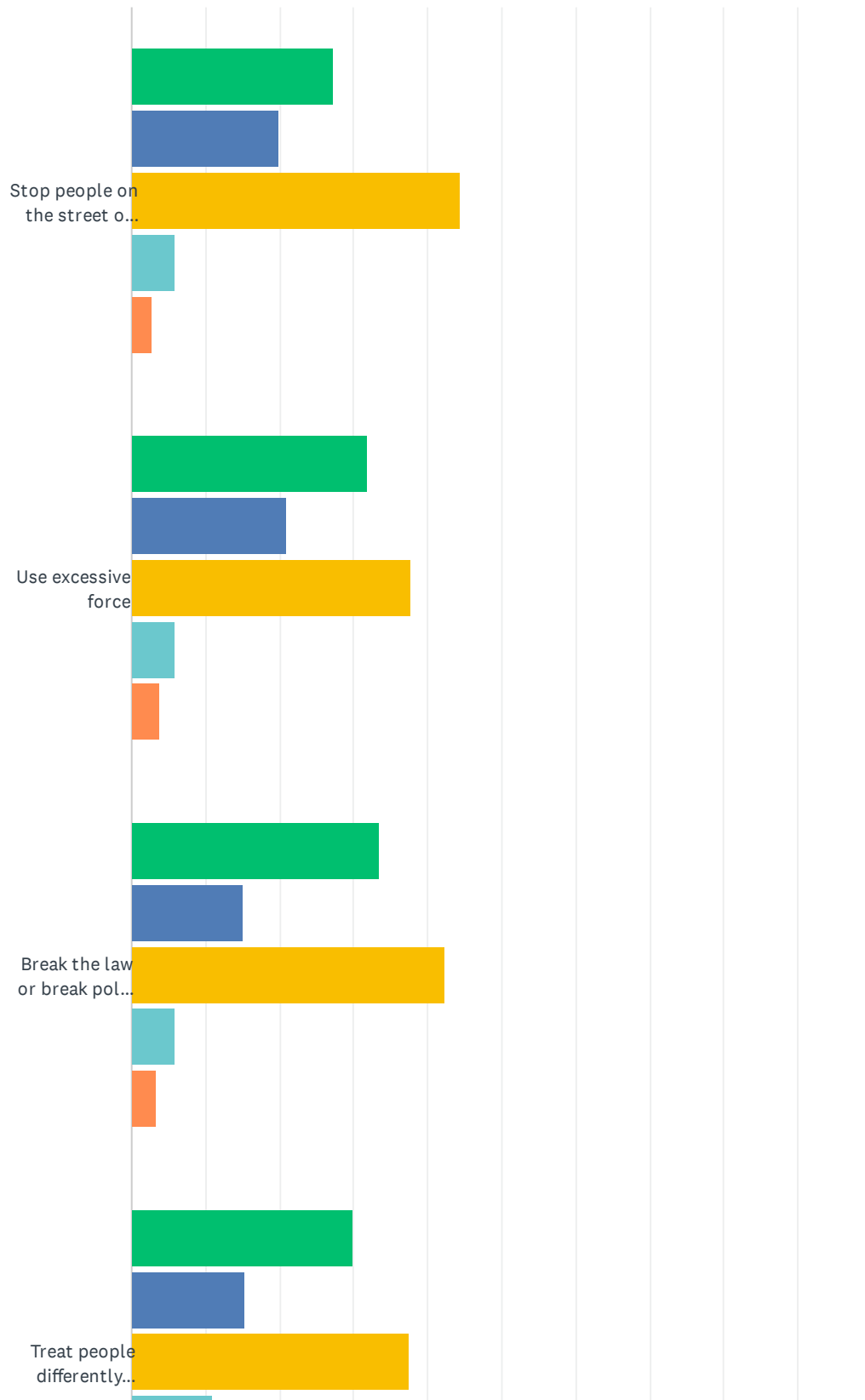


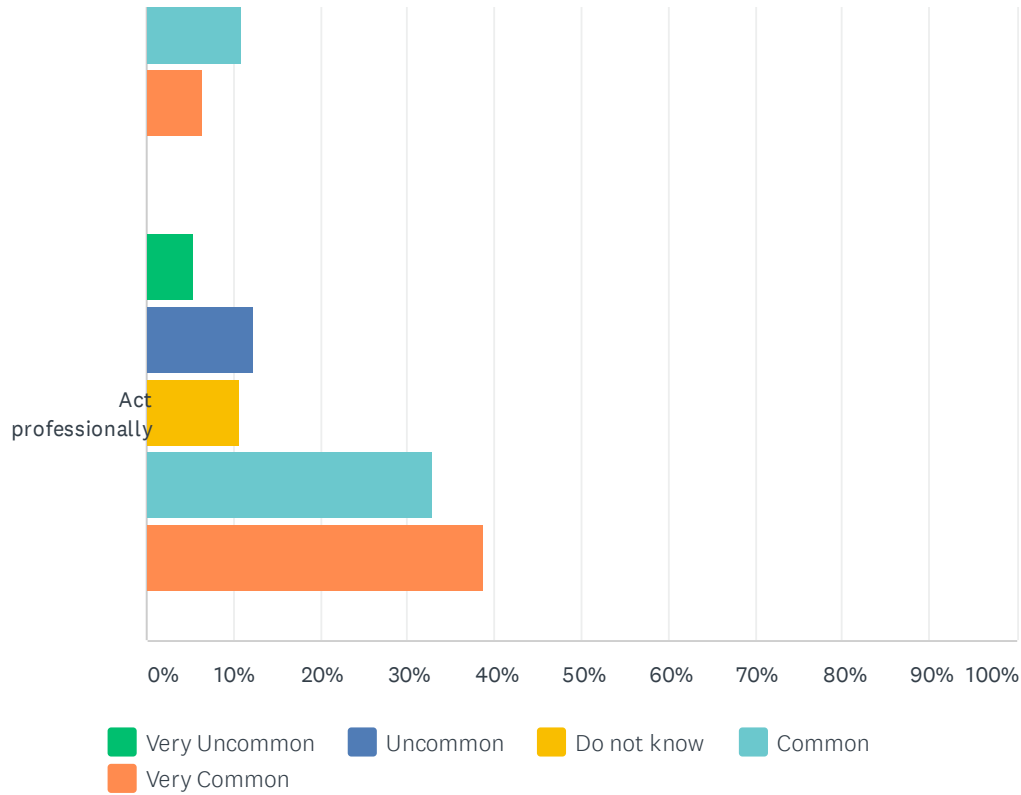


	VERY GOOD JOB	GOOD JOB	DO NOT KNOW	POOR JOB	VERY POOR JOB	TOTAL
Fighting Crime	20.22% 37	40.44% 74	16.94% 31	17.49% 32	4.92% 9	183
Dealing with problems in your neighborhood	20.54% 38	37.30% 69	20.00% 37	18.38% 34	3.78% 7	185
Being visible on the streets	16.04% 30	35.83% 67	17.11% 32	24.60% 46	6.42% 12	187
Being available when you need them	25.41% 47	32.97% 61	30.81% 57	9.73% 18	1.08% 2	185
Responding to calls for assistance	26.20% 49	30.48% 57	34.22% 64	8.56% 16	0.53% 1	187
Helping victims of crime	18.28% 34	20.97% 39	47.85% 89	8.06% 15	4.84% 9	186
Treating people fairly regardless of who they are	30.11% 56	26.88% 50	33.87% 63	5.91% 11	3.23% 6	186

Q2 How common is it for the Madison Police Department to do the following?

Answered: 187 Skipped: 0

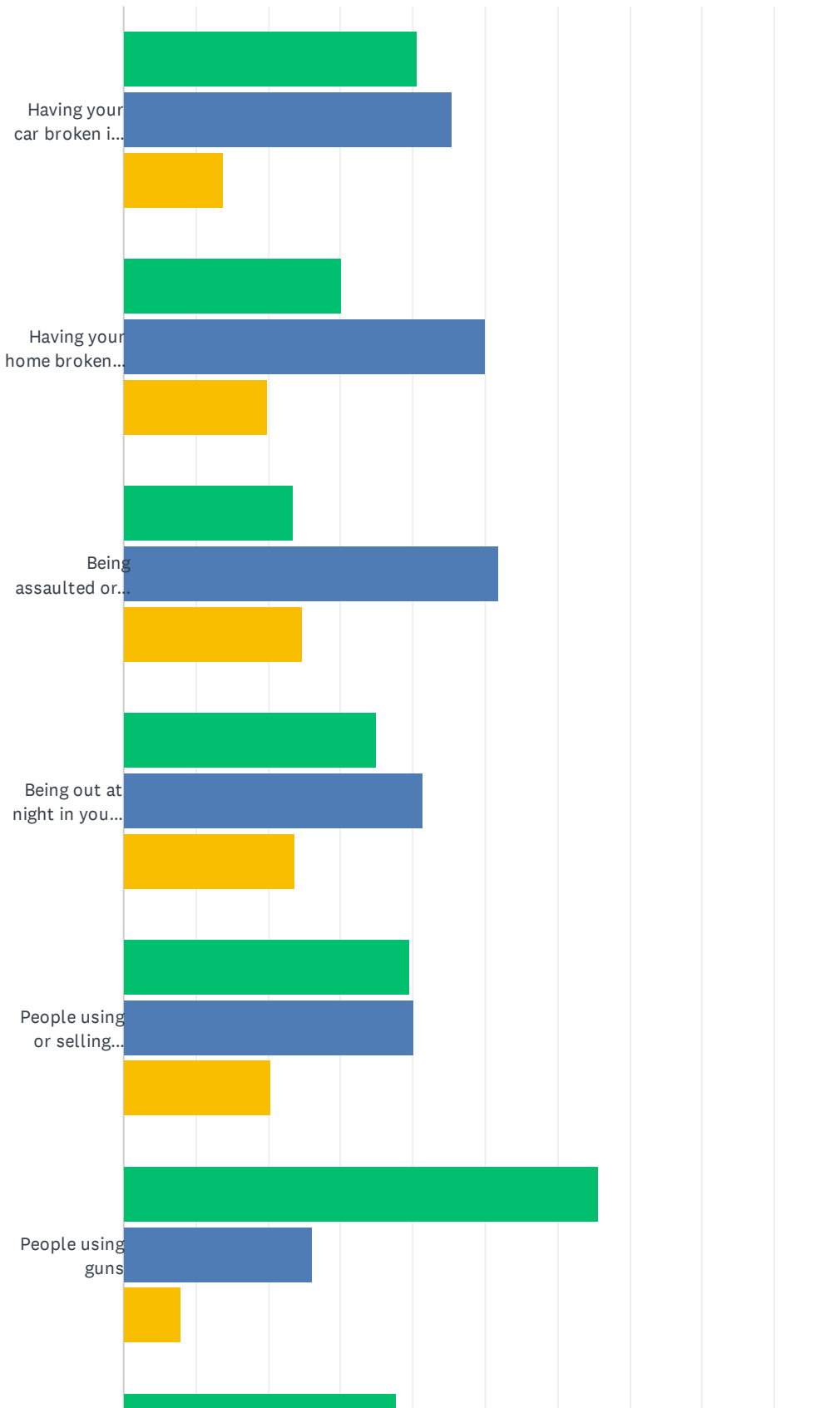


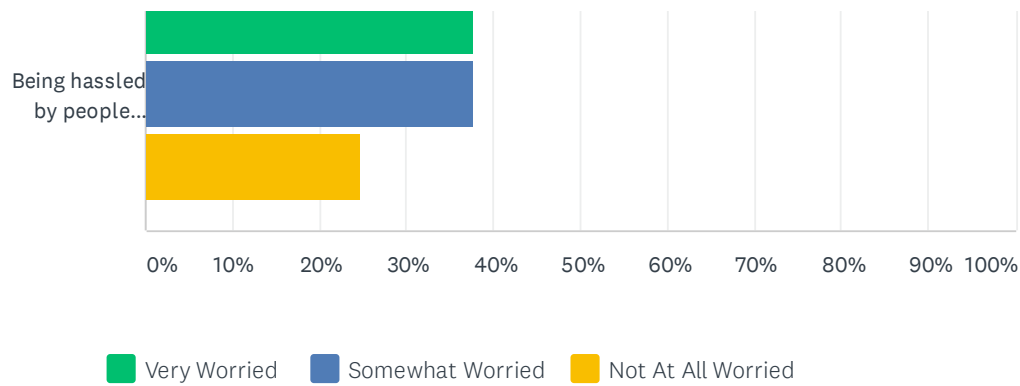


	VERY UNCOMMON	UNCOMMON	DO NOT KNOW	COMMON	VERY COMMON	TOTAL
Stop people on the street or in cars without good reason	27.27% 51	19.79% 37	44.39% 83	5.88% 11	2.67% 5	187
Use excessive force	31.72% 59	20.97% 39	37.63% 70	5.91% 11	3.76% 7	186
Break the law or break police rules	33.51% 62	15.14% 28	42.16% 78	5.95% 11	3.24% 6	185
Treat people differently depending on race ethnicity, gender identification, religion or immigration status	29.89% 55	15.22% 28	37.50% 69	10.87% 20	6.52% 12	184
Act professionally	5.38% 10	12.37% 23	10.75% 20	32.80% 61	38.71% 72	186

Q3 How worried are you about the following?

Answered: 187 Skipped: 0

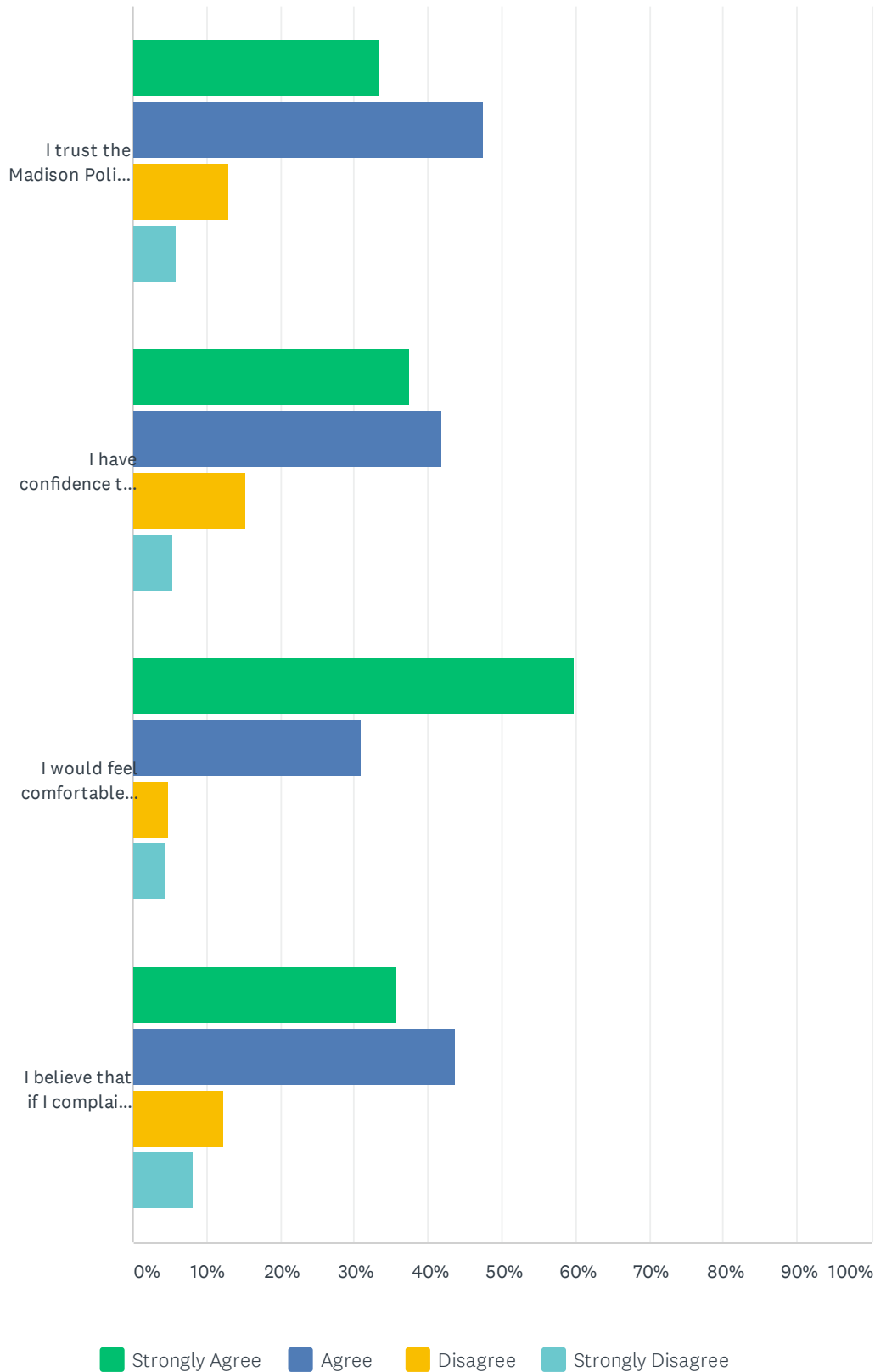




	VERY WORRIED	SOMEWHAT WORRIED	NOT AT ALL WORRIED	TOTAL
Having your car broken into or stolen	40.64% 76	45.45% 85	13.90% 26	187
Having your home broken into	30.11% 56	50.00% 93	19.89% 37	186
Being assaulted or robbed	23.53% 44	51.87% 97	24.60% 46	187
Being out at night in your neighborhood	34.95% 65	41.40% 77	23.66% 44	186
People using or selling illegal drugs	39.57% 74	40.11% 75	20.32% 38	187
People using guns	65.78% 123	26.20% 49	8.02% 15	187
Being hassled by people drinking, loitering or panhandling	37.63% 70	37.63% 70	24.73% 46	186

Q4 Please indicate how much you agree or disagree with the following:

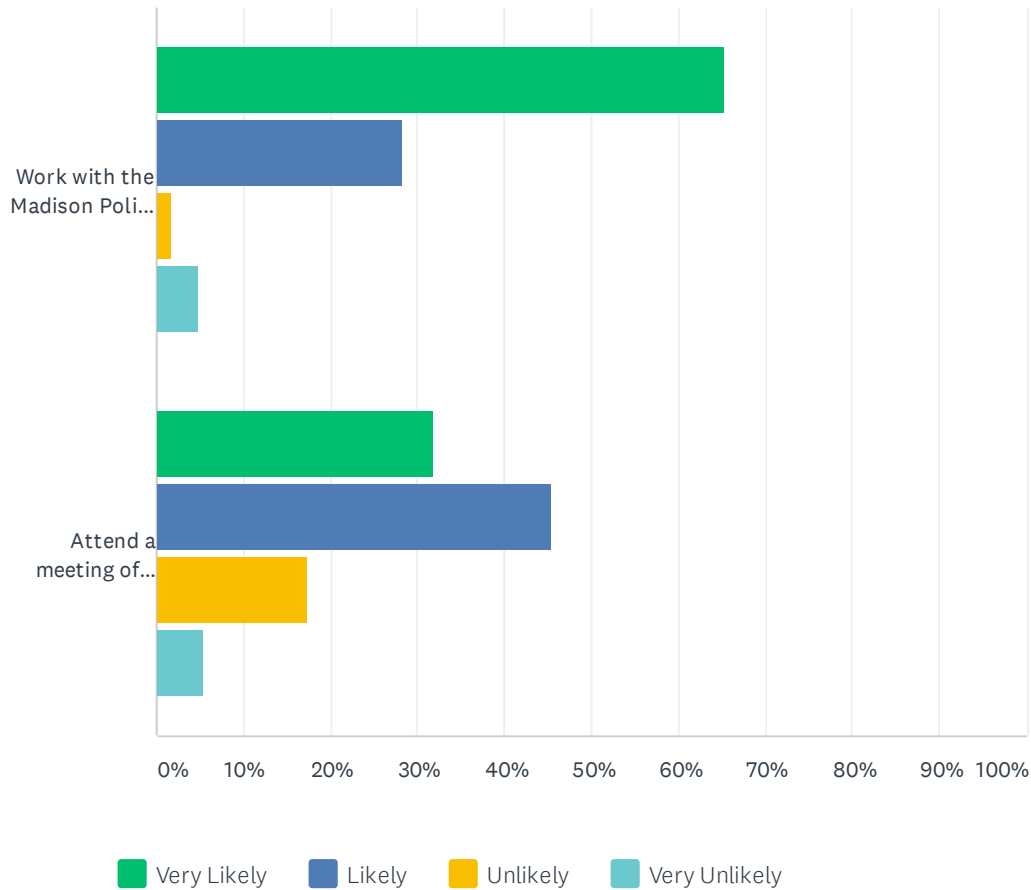
Answered: 186 Skipped: 1



	STRONGLY AGREE	AGREE	DISAGREE	STRONGLY DISAGREE	TOTAL
I trust the Madison Police Department to make decisions that are good for everyone	33.51% 62	47.57% 88	12.97% 24	5.95% 11	185
I have confidence that the Madison Police Department can do its job well	37.50% 69	41.85% 77	15.22% 28	5.43% 10	184
I would feel comfortable calling the Madison Police Department if I needed help	59.78% 110	30.98% 57	4.89% 9	4.35% 8	184
I believe that if I complained about an officer to the Madison Police Department they would take it seriously	35.68% 66	43.78% 81	12.43% 23	8.11% 15	185

Q5 How likely would you be to do the following

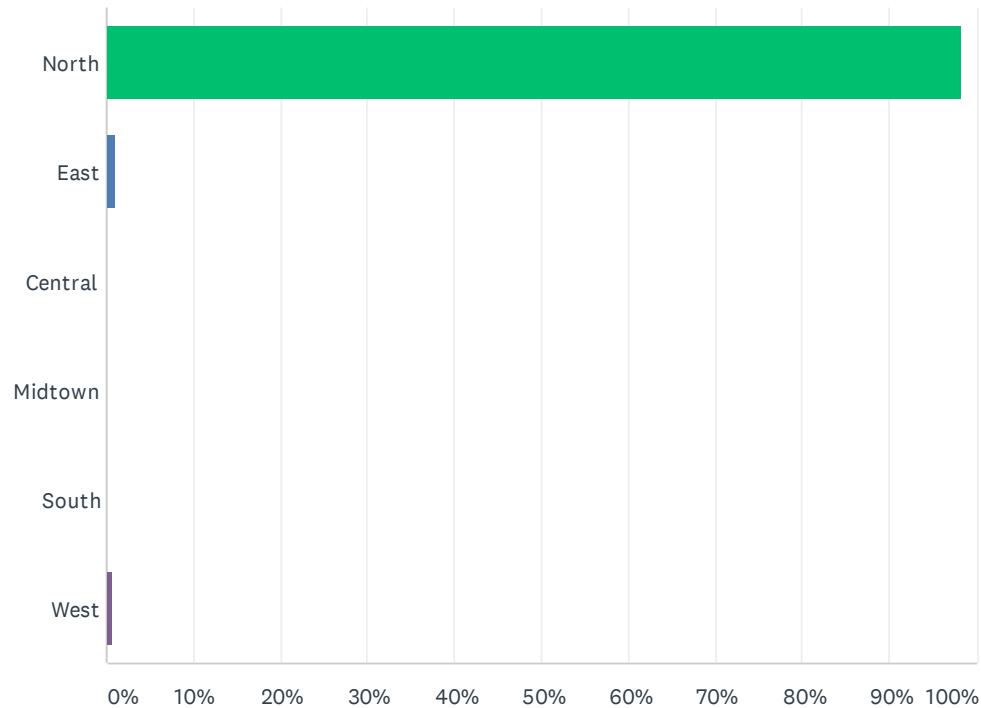
Answered: 187 Skipped: 0



	VERY LIKELY	LIKELY	UNLIKELY	VERY UNLIKELY	TOTAL
Work with the Madison Police Department to identify a person who has committed a crime	65.24% 122	28.34% 53	1.60% 3	4.81% 9	187
Attend a meeting of residents in your neighborhood to discuss crime prevention	31.89% 59	45.41% 84	17.30% 32	5.41% 10	185

Q7 What neighborhood (Police District) do you reside in?

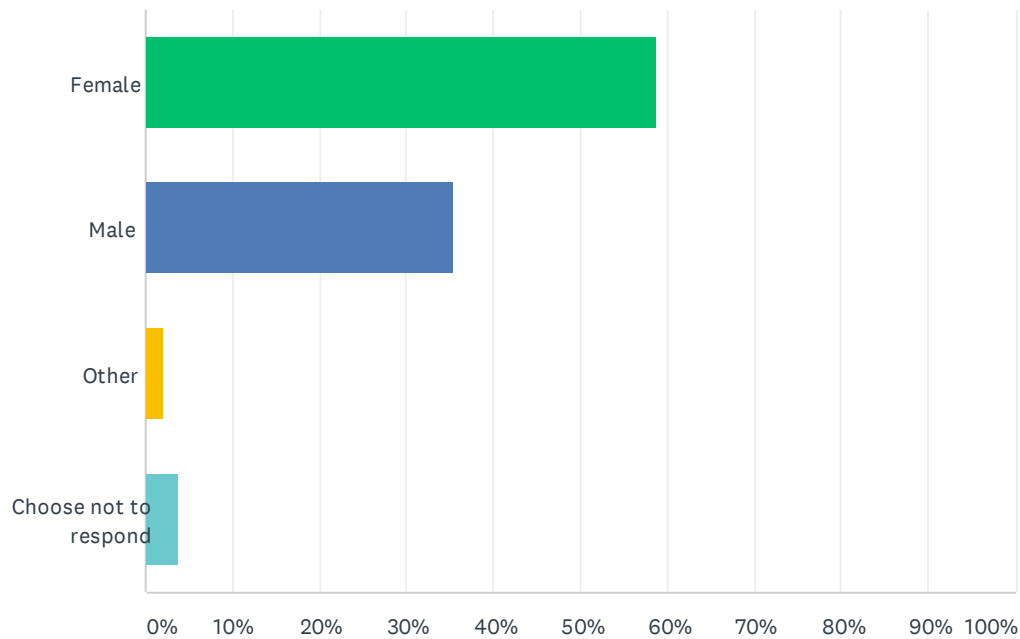
Answered: 187 Skipped: 0



ANSWER CHOICES	RESPONSES	
North	98.40%	184
East	1.07%	2
Central	0.00%	0
Midtown	0.00%	0
South	0.00%	0
West	0.53%	1
TOTAL		187

Q8 What gender do you identify as?

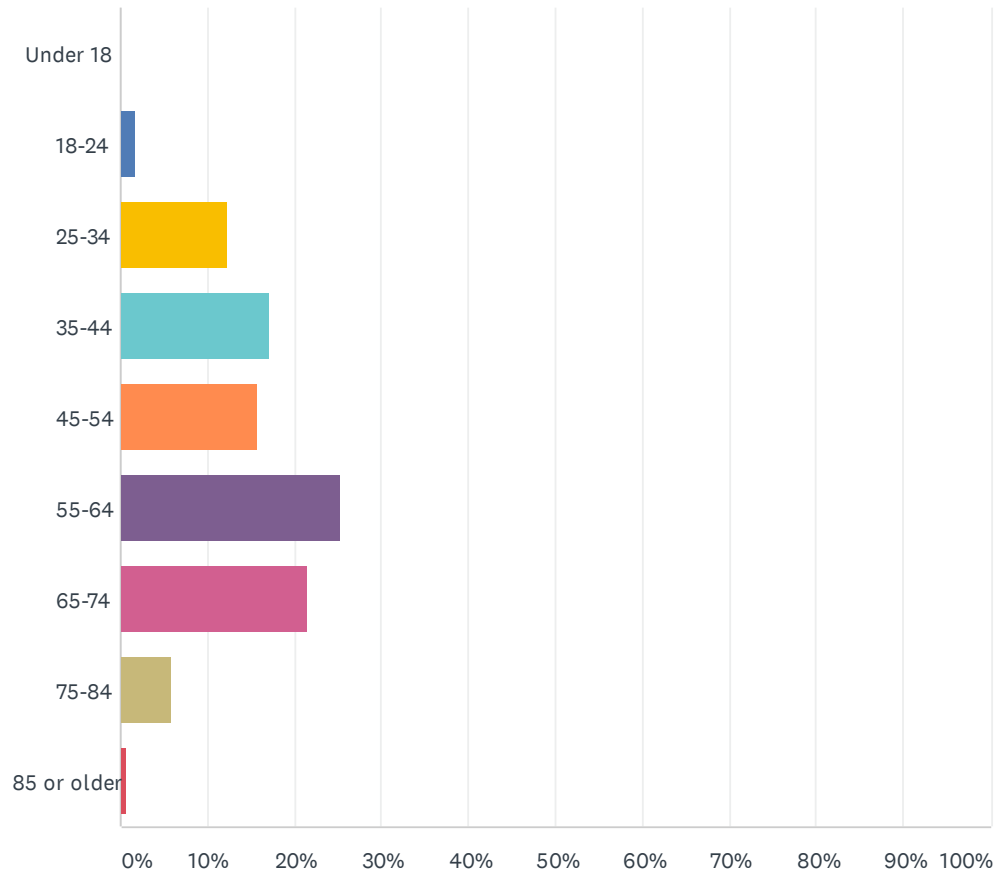
Answered: 184 Skipped: 3



ANSWER CHOICES	RESPONSES	
Female	58.70%	108
Male	35.33%	65
Other	2.17%	4
Choose not to respond	3.80%	7
TOTAL		184

Q9 How old are you?

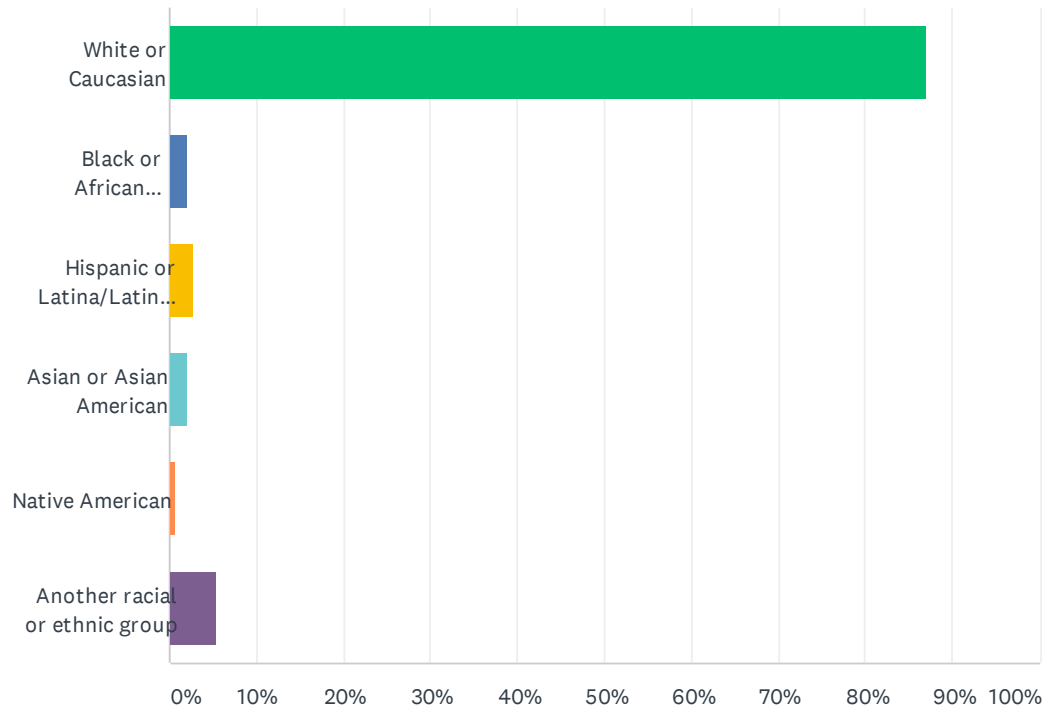
Answered: 186 Skipped: 1



ANSWER CHOICES	RESPONSES	
Under 18	0.00%	0
18-24	1.61%	3
25-34	12.37%	23
35-44	17.20%	32
45-54	15.59%	29
55-64	25.27%	47
65-74	21.51%	40
75-84	5.91%	11
85 or older	0.54%	1
TOTAL		186

Q10 What is your race?

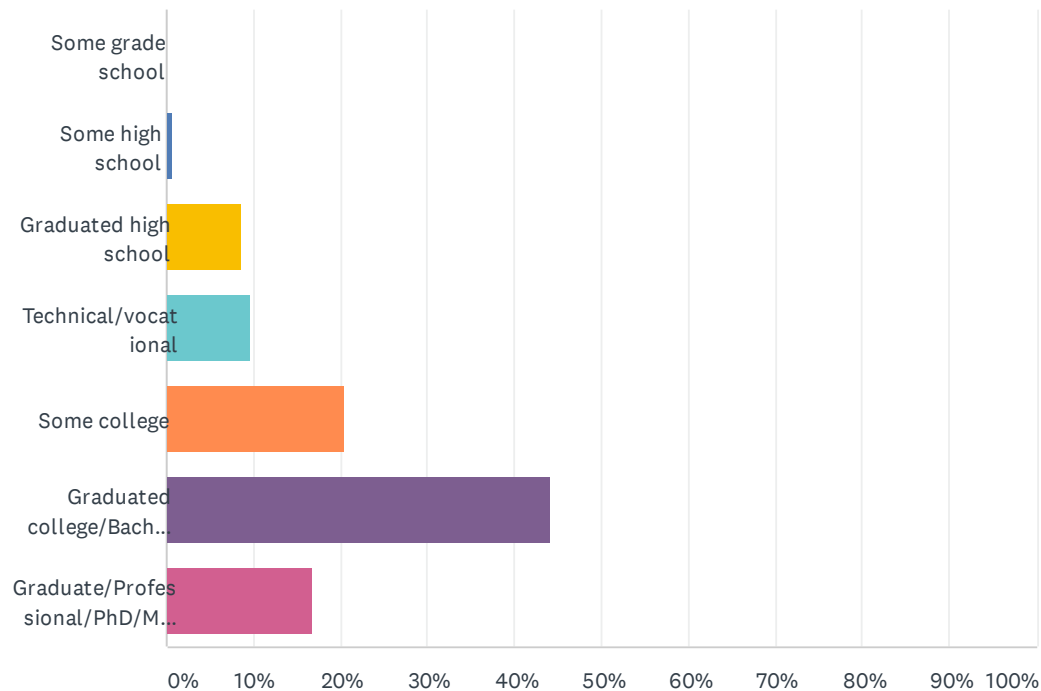
Answered: 184 Skipped: 3



ANSWER CHOICES	RESPONSES	
White or Caucasian	86.96%	160
Black or African American	2.17%	4
Hispanic or Latina/Latino or Latinx	2.72%	5
Asian or Asian American	2.17%	4
Native American	0.54%	1
Another racial or ethnic group	5.43%	10
TOTAL		184

Q11 What is the highest level of education you have achieved?

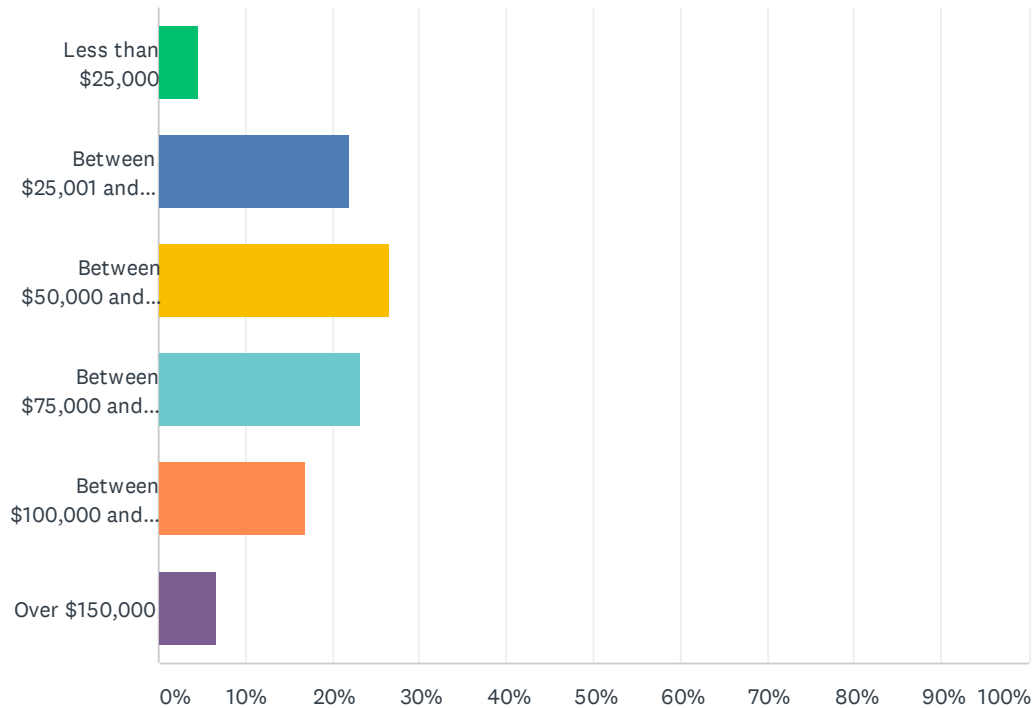
Answered: 186 Skipped: 1



ANSWER CHOICES	RESPONSES	
Some grade school	0.00%	0
Some high school	0.54%	1
Graduated high school	8.60%	16
Technical/vocational	9.68%	18
Some college	20.43%	38
Graduated college/Bachelors/ BA	44.09%	82
Graduate/Professional/PhD/MD/JD/MA etc	16.67%	31
TOTAL		186

Q12 What is your household income?

Answered: 177 Skipped: 10



ANSWER CHOICES	RESPONSES	
Less than \$25,000	4.52%	8
Between \$25,001 and \$49,999	22.03%	39
Between \$50,000 and \$74,999	26.55%	47
Between \$75,000 and \$99,999	23.16%	41
Between \$100,000 and \$150,000	16.95%	30
Over \$150,000	6.78%	12
TOTAL		177