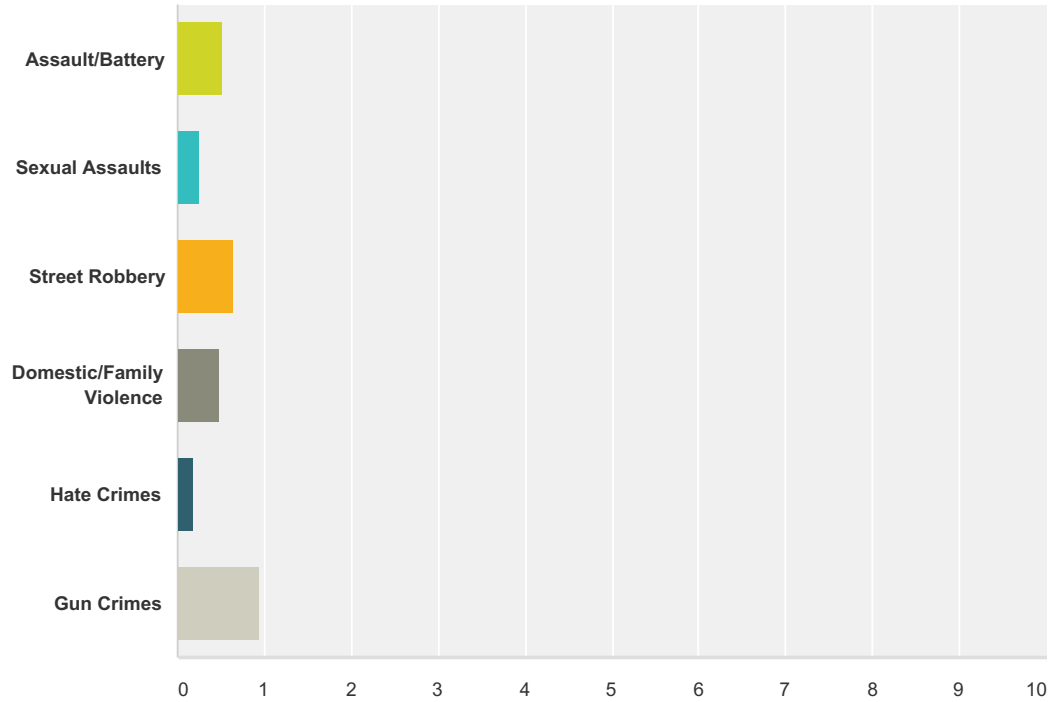


Q1 Please describe how much of a problem the following activities are in YOUR NEIGHBORHOOD.

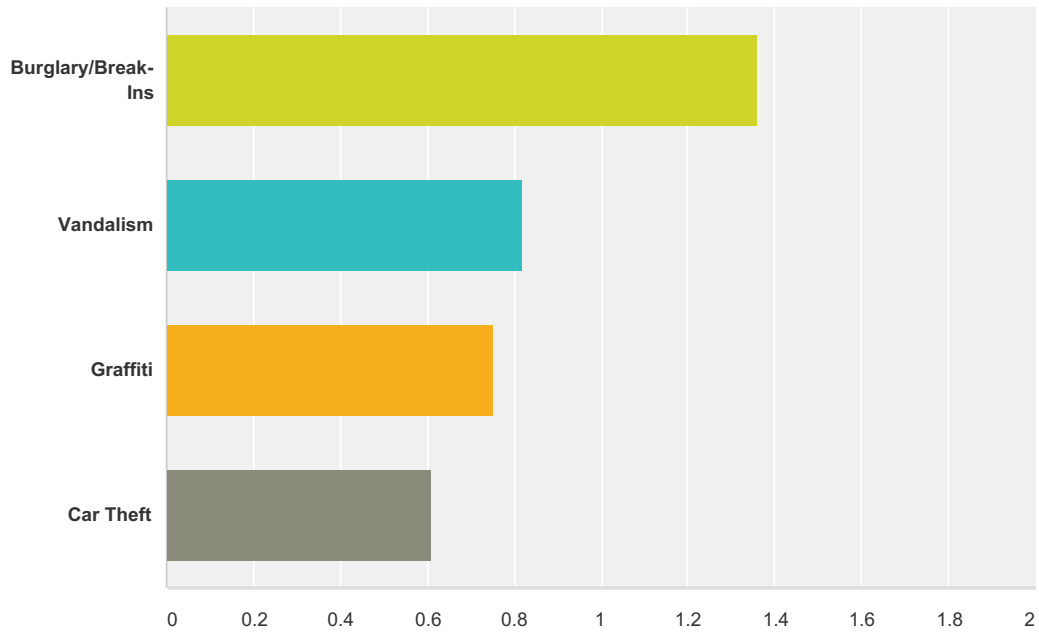
Answered: 159 Skipped: 2



	Don't Know	No Problem	Small Problem	Somewhat of a Problem	Big Problem	Total	Weighted Average
Assault/Battery	37.34% 59	31.01% 49	15.82% 25	11.39% 18	4.43% 7	158	0.52
Sexual Assaults	54.14% 85	29.30% 46	8.92% 14	7.01% 11	0.64% 1	157	0.25
Street Robbery	35.03% 55	26.11% 41	19.75% 31	12.10% 19	7.01% 11	157	0.65
Domestic/Family Violence	58.23% 92	12.03% 19	15.19% 24	10.13% 16	4.43% 7	158	0.49
Hate Crimes	53.85% 84	32.05% 50	10.26% 16	3.21% 5	0.64% 1	156	0.19
Gun Crimes	32.48% 51	20.38% 32	14.65% 23	18.47% 29	14.01% 22	157	0.94

Q2 Please describe how much of a problem the following activities are in YOUR NEIGHBORHOOD.

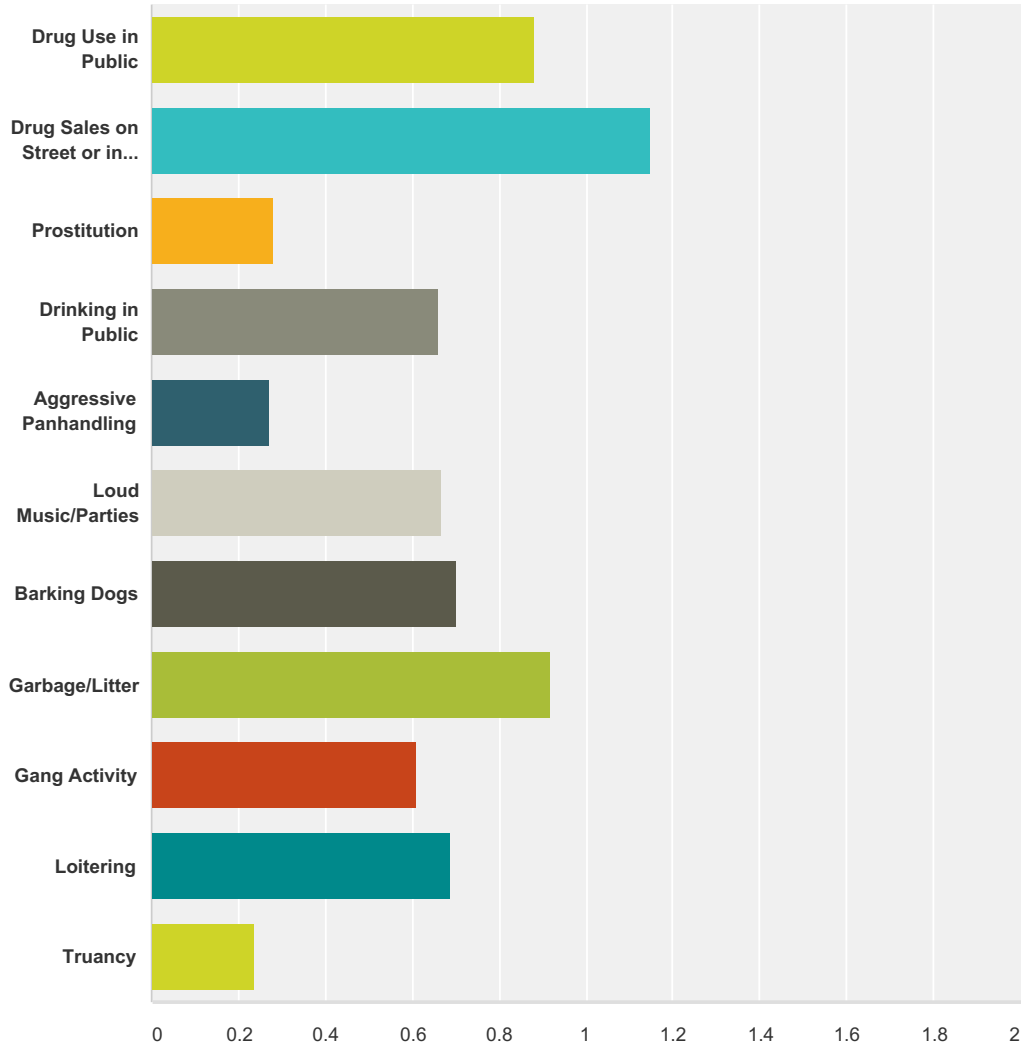
Answered: 159 Skipped: 2



	Don't Know	No Problem	Small Problem	Somewhat of a Problem	Big Problem	Total	Weighted Average
Burglary/Break-Ins	16.35% 26	3.77% 6	35.22% 56	32.70% 52	11.95% 19	159	1.36
Vandalism	22.78% 36	25.32% 40	29.11% 46	15.82% 25	6.96% 11	158	0.82
Graffiti	15.19% 24	34.18% 54	31.01% 49	15.19% 24	4.43% 7	158	0.75
Car Theft	40.13% 63	22.29% 35	21.02% 33	9.55% 15	7.01% 11	157	0.61

Q3 Please describe how much of a problem the following activities are in YOUR NEIGHBORHOOD.

Answered: 156 Skipped: 5



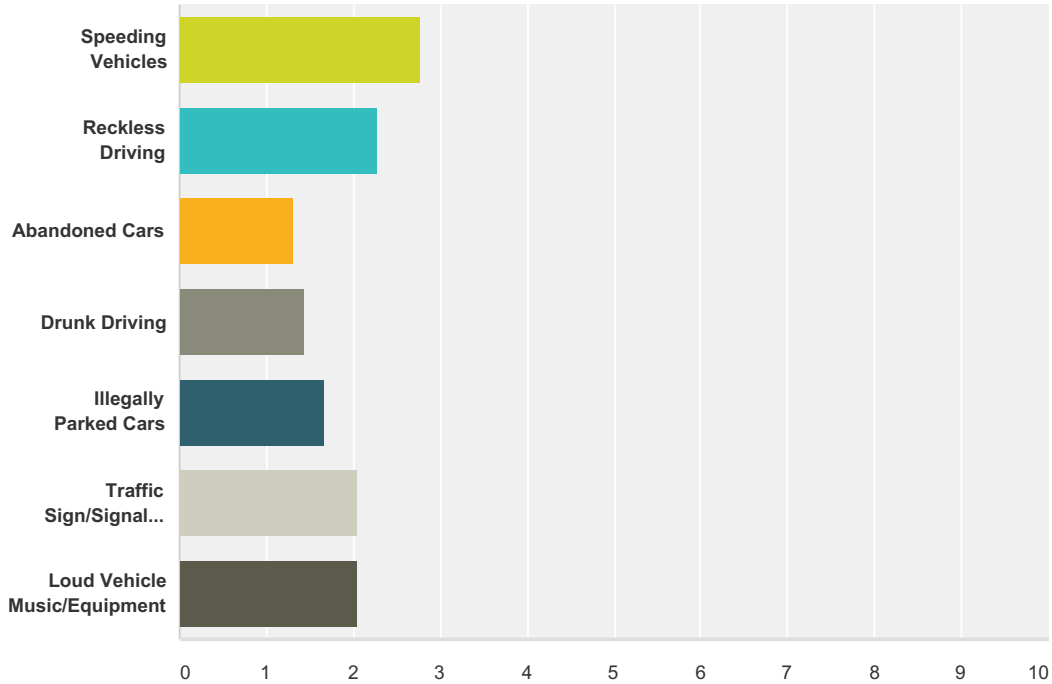
	Don't Know	No Problem	Small Problem	Somewhat of a Problem	Big Problem	Total	Weighted Average
Drug Use in Public	20.51% 32	29.49% 46	21.79% 34	17.95% 28	10.26% 16	156	0.88
Drug Sales on Street or in Drug Houses	25.00% 39	17.31% 27	16.67% 26	24.36% 38	16.67% 26	156	1.15
Prostitution	46.45% 72	36.13% 56	8.39% 13	7.74% 12	1.29% 2	155	0.28
Drinking in Public	17.42% 27	39.35% 61	24.52% 38	14.84% 23	3.87% 6	155	0.66
Aggressive Panhandling	13.46% 21	68.59% 107	11.54% 18	3.85% 6	2.56% 4	156	0.27

2016 Madison Police: South District Community Survey

Loud Music/Parties	5.77% 9	47.44% 74	31.41% 49	10.90% 17	4.49% 7	156	0.67
Barking Dogs	4.49% 7	47.44% 74	32.05% 50	10.26% 16	5.77% 9	156	0.70
Garbage/Litter	1.28% 2	39.10% 61	34.62% 54	17.95% 28	7.05% 11	156	0.92
Gang Activity	40.65% 63	26.45% 41	12.26% 19	13.55% 21	7.10% 11	155	0.61
Loitering	11.54% 18	48.72% 76	17.31% 27	16.03% 25	6.41% 10	156	0.69
Truancy	58.33% 91	28.21% 44	5.13% 8	5.77% 9	2.56% 4	156	0.24

Q4 Please describe how much of a problem the following activities are in YOUR NEIGHBORHOOD.

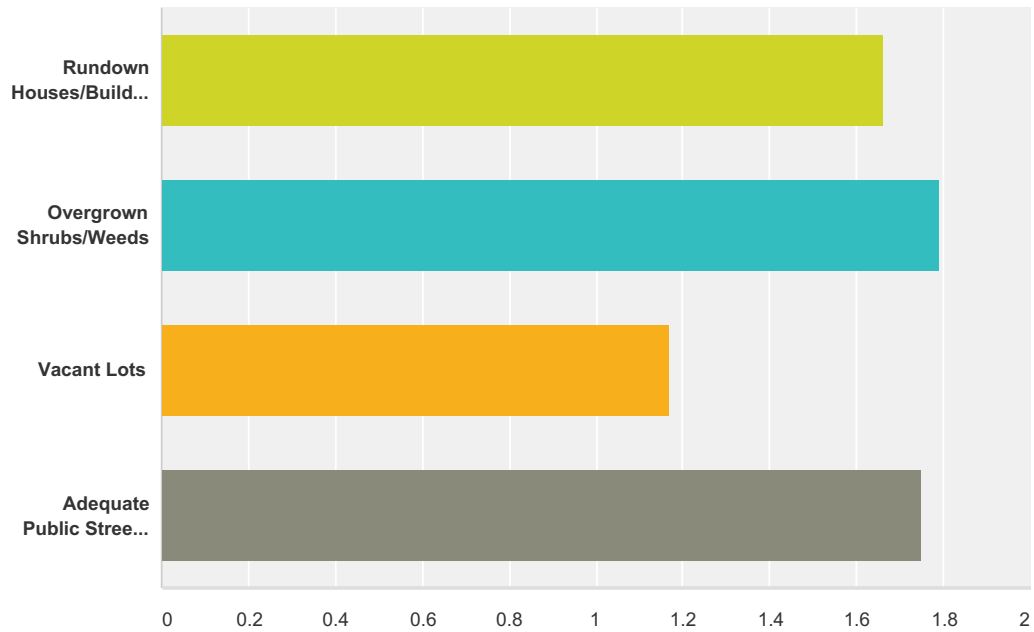
Answered: 155 Skipped: 6



	Don't Know	No Problem	Small Problem	Somewhat of a Problem	Big Problem	Total	Weighted Average
Speeding Vehicles	2.58% 4	14.19% 22	20.65% 32	31.61% 49	30.97% 48	155	2.77
Reckless Driving	6.45% 10	27.74% 43	23.23% 36	23.87% 37	18.71% 29	155	2.27
Abandoned Cars	19.48% 30	55.84% 86	18.18% 28	6.49% 10	0.00% 0	154	1.31
Drunk Driving	51.61% 80	19.35% 30	16.77% 26	9.68% 15	2.58% 4	155	1.44
Illegally Parked Cars	16.99% 26	40.52% 62	24.18% 37	11.76% 18	6.54% 10	153	1.67
Traffic Sign/Signal Violations	10.97% 17	32.26% 50	24.52% 38	16.77% 26	15.48% 24	155	2.05
Loud Vehicle Music/Equipment	5.81% 9	32.90% 51	30.97% 48	17.42% 27	12.90% 20	155	2.05

Q5 Please describe how much of a problem the following activities are in YOUR NEIGHBORHOOD.

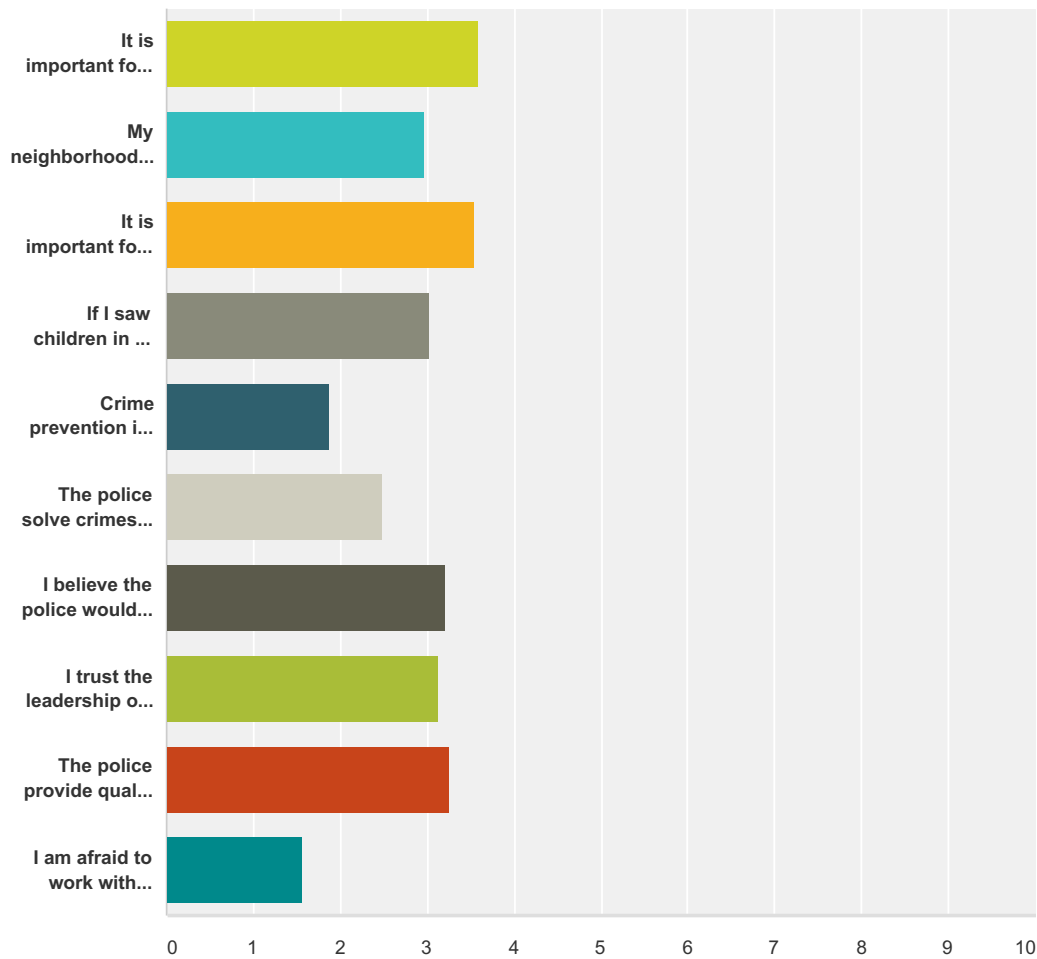
Answered: 155 Skipped: 6



	Don't Know	No Problem	Small Problem	Somewhat of a Problem	Big Problem	Total	Weighted Average
Rundown Houses/Buildings	4.58% 7	49.67% 76	31.37% 48	8.50% 13	5.88% 9	153	1.66
Overgrown Shrubs/Weeds	3.23% 5	38.71% 60	40.65% 63	13.55% 21	3.87% 6	155	1.79
Vacant Lots	10.32% 16	76.13% 118	10.32% 16	3.23% 5	0.00% 0	155	1.17
Adequate Public Street Lighting	0.65% 1	51.61% 80	27.74% 43	12.26% 19	7.74% 12	155	1.75

Q6 Please indicate how much you agree or disagree with the following statements.

Answered: 153 Skipped: 8



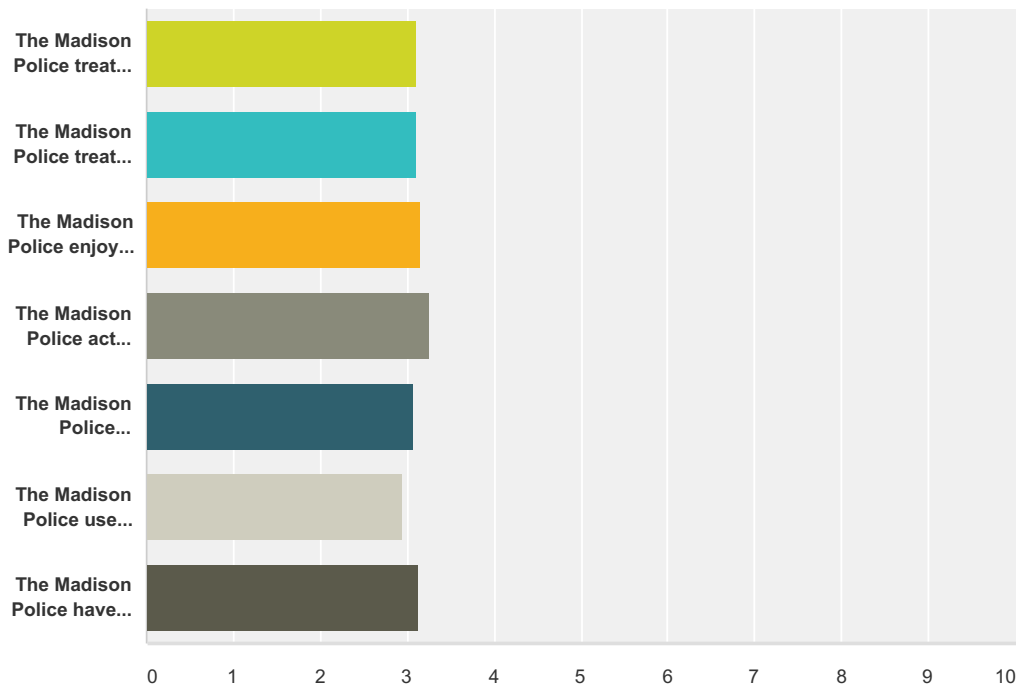
	Strongly Disagree	Disagree	Agree	Strongly Agree	Total	Weighted Average
It is important for community members to work with the police to solve local problems.	2.61% 4	0.65% 1	30.72% 47	66.01% 101	153	3.60
My neighborhood is a safe place to live.	2.61% 4	14.38% 22	66.01% 101	16.99% 26	153	2.97
It is important for citizens to take an active role in preventing crime.	0.00% 0	1.96% 3	42.48% 65	55.56% 85	153	3.54
If I saw children in my neighborhood causing problems, I would likely first ask them to stop before I called the police to get involved.	2.61% 4	20.92% 32	48.37% 74	28.10% 43	153	3.02
Crime prevention is the responsibility of the police; NOT citizens like me.	26.14% 40	61.44% 94	11.76% 18	0.65% 1	153	1.87
The police solve crimes quickly.	6.94% 10	42.36% 61	46.53% 67	4.17% 6	144	2.48
I believe the police would respond quickly if I were to call them about an emergency.	0.00% 0	6.58% 10	65.13% 99	28.29% 43	152	3.22

2016 Madison Police: South District Community Survey

I trust the leadership of the Madison Police Department.	2.68% 4	12.08% 18	55.03% 82	30.20% 45	149	3.13
The police provide quality service to the residents of my community.	1.32% 2	7.24% 11	55.92% 85	35.53% 54	152	3.26
I am afraid to work with police for fear of retaliation.	55.26% 84	36.18% 55	5.26% 8	3.29% 5	152	1.57

Q7 Please indicate your feelings/beliefs of the City of Madison Police Department.

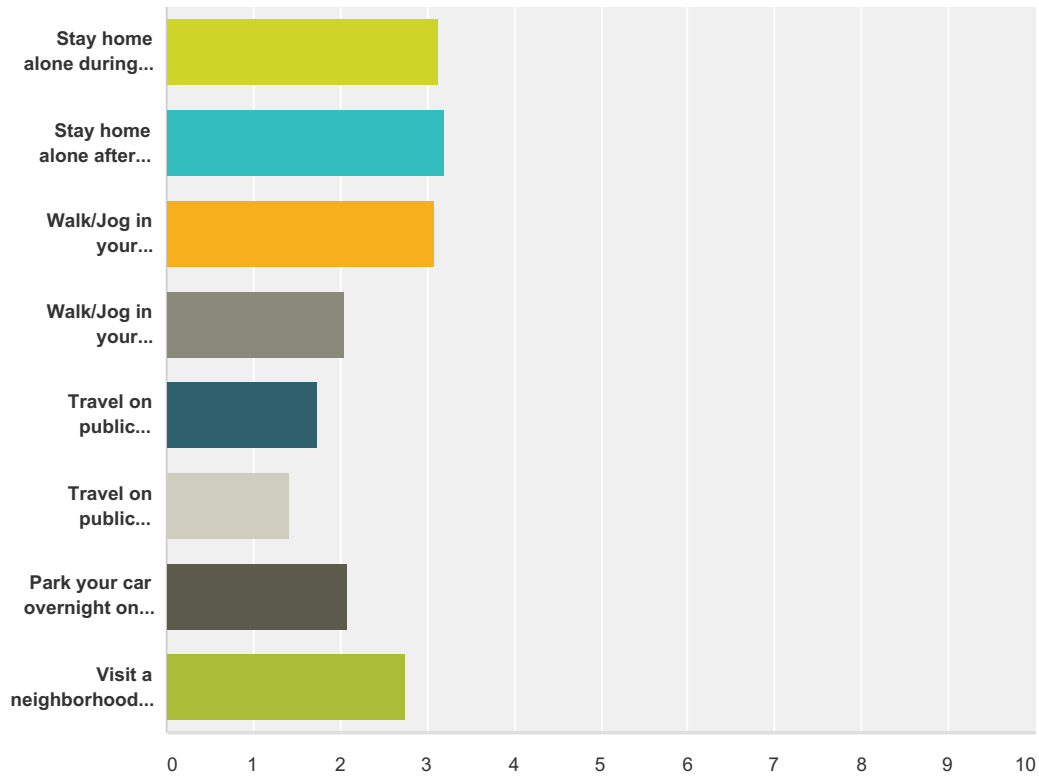
Answered: 152 Skipped: 9



	Never	Sometimes	Most of the Time	Always	Total	Weighted Average
The Madison Police treat people with respect.	0.00% 0	12.50% 19	64.47% 98	23.03% 35	152	3.11
The Madison Police treat people fairly.	0.00% 0	11.84% 18	65.79% 100	22.37% 34	152	3.11
The Madison Police enjoy helping people.	0.00% 0	10.60% 16	64.24% 97	25.17% 38	151	3.15
The Madison Police act professionally.	0.00% 0	5.96% 9	63.58% 96	30.46% 46	151	3.25
The Madison Police understand my values.	0.00% 0	18.12% 27	56.38% 84	25.50% 38	149	3.07
The Madison Police use appropriate force.	0.00% 0	21.85% 33	60.93% 92	17.22% 26	151	2.95
The Madison Police have earned my trust.	1.32% 2	17.76% 27	48.03% 73	32.89% 50	152	3.13

Q8 The following questions ask you how often you engage in a variety of activities. Please select a response for each activity. Please consider :Never-----0 times/month Seldom-----1-2 times/month Occasionally---1-2 times/week Often-----3+ times/week How often do you...

Answered: 152 Skipped: 9



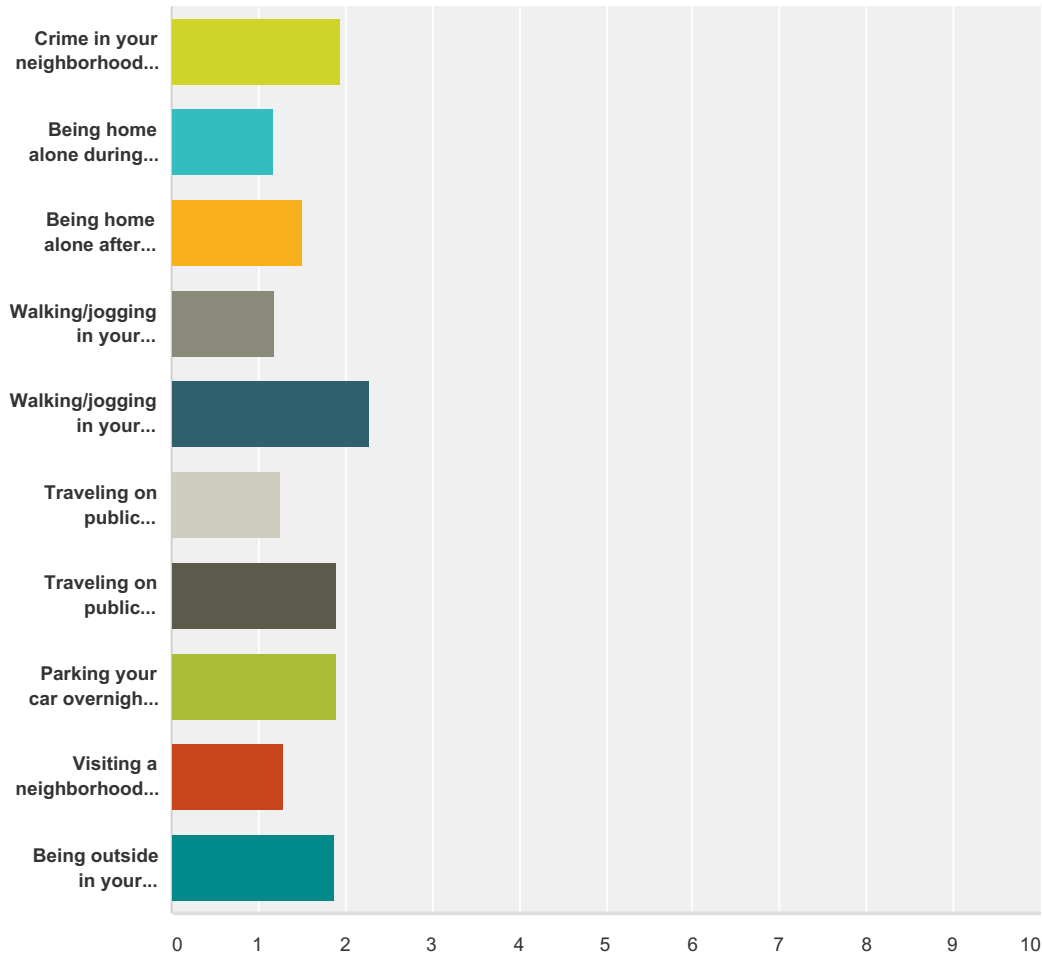
	Never	Seldom	Occasionally	Often	Total	Weighted Average
Stay home alone during the day	5.26% 8	19.08% 29	33.55% 51	42.11% 64	152	3.13
Stay home alone after dark	5.26% 8	19.08% 29	26.32% 40	49.34% 75	152	3.20
Walk/Jog in your neighborhood in the daytime	7.89% 12	19.74% 30	28.95% 44	43.42% 66	152	3.08
Walk/Jog in your neighborhood after dark	36.18% 55	30.92% 47	25.66% 39	7.24% 11	152	2.04
Travel on public transportation during the day	62.91% 95	13.25% 20	11.26% 17	12.58% 19	151	1.74
Travel on public transportation after dark	72.19% 109	16.56% 25	7.95% 12	3.31% 5	151	1.42

2016 Madison Police: South District Community Survey

Park your car overnight on the street	39.07% 59	28.48% 43	16.56% 25	15.89% 24	151	2.09
Visit a neighborhood park or playground	12.58% 19	30.46% 46	26.49% 40	30.46% 46	151	2.75

Q9 The following questions ask you about how fearful you are of crime or your personal safety. Indicate how fearful you are of the following by selecting one response to the right of each statement.

Answered: 151 Skipped: 10



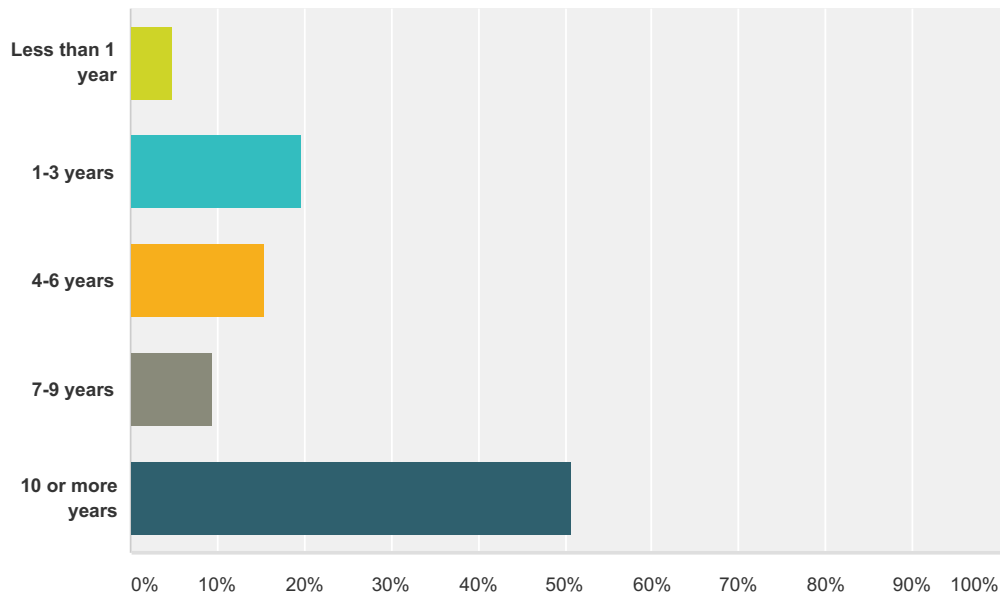
	Not Afraid at All	Only Somewhat Afraid	Afraid	Very Afraid	Total	Weighted Average
Crime in your neighborhood (in general)	28.48% 43	52.98% 80	14.57% 22	3.97% 6	151	1.94
Being home alone during the day	84.11% 127	15.23% 23	0.66% 1	0.00% 0	151	1.17
Being home alone after dark	58.94% 89	33.11% 50	6.62% 10	1.32% 2	151	1.50
Walking/jogging in your neighborhood during the day	82.78% 125	16.56% 25	0.00% 0	0.66% 1	151	1.19
Walking/jogging in your neighborhood after dark	16.00% 24	52.00% 78	20.67% 31	11.33% 17	150	2.27
Traveling on public transportation during the day	78.01% 110	19.86% 28	1.42% 2	0.71% 1	141	1.25

2016 Madison Police: South District Community Survey

Traveling on public transportation after dark	42.55% 60	31.91% 45	17.73% 25	7.80% 11	141	1.91
Parking your car overnight on the street	34.67% 52	47.33% 71	11.33% 17	6.67% 10	150	1.90
Visiting a neighborhood park or playground	77.33% 116	17.33% 26	4.67% 7	0.67% 1	150	1.29
Being outside in your neighborhood at night	30.46% 46	56.29% 85	9.27% 14	3.97% 6	151	1.87

Q10 Approximately how long have you lived at your current location?

Answered: 148 Skipped: 13



Answer Choices	Responses
Less than 1 year	4.73% 7
1-3 years	19.59% 29
4-6 years	15.54% 23
7-9 years	9.46% 14
10 or more years	50.68% 75
Total	148

Q11 What street do you live on?

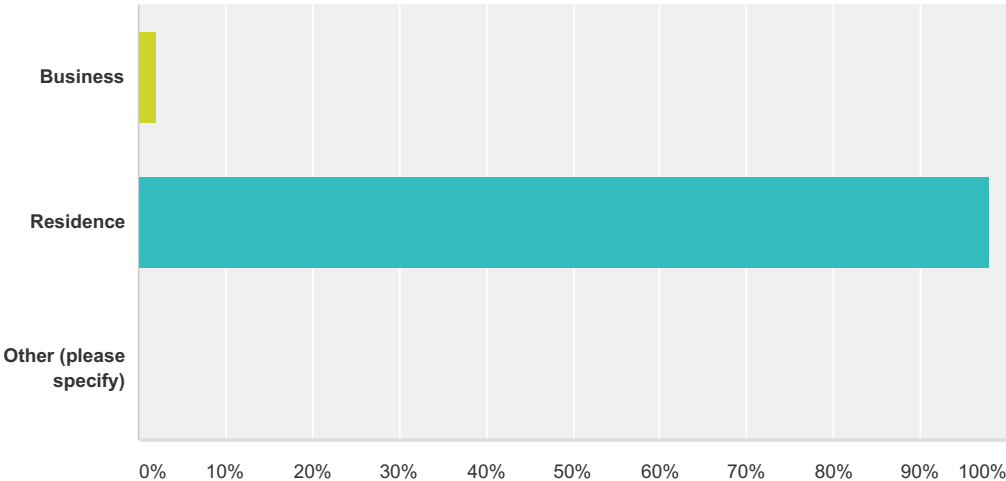
Answered: 143 Skipped: 18

**Q12 What block do you live on (i.e., 1100,
2900, etc)?**

Answered: 137 Skipped: 24

Q13 Is this a business or a residence?

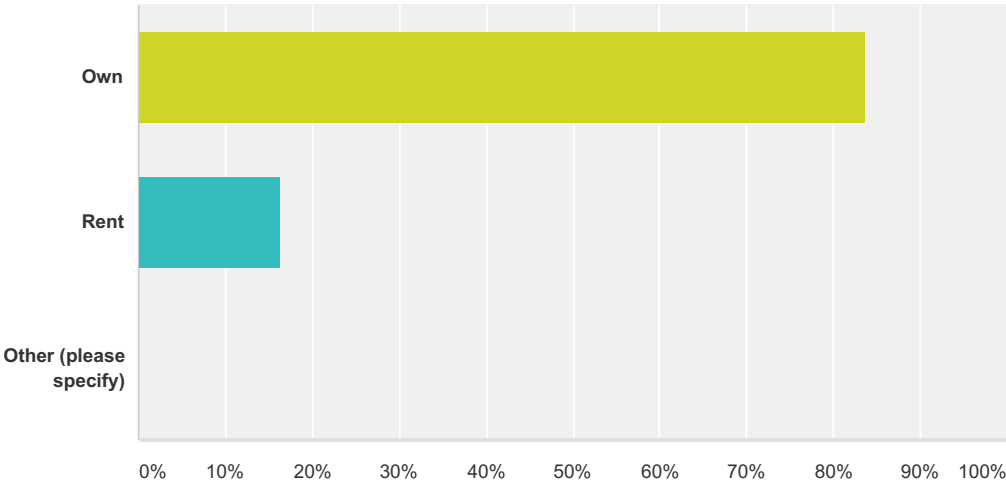
Answered: 148 Skipped: 13



Answer Choices	Responses
Business	2.03% 3
Residence	97.97% 145
Other (please specify)	0.00% 0
Total	148

Q14 Do you own or rent your property?

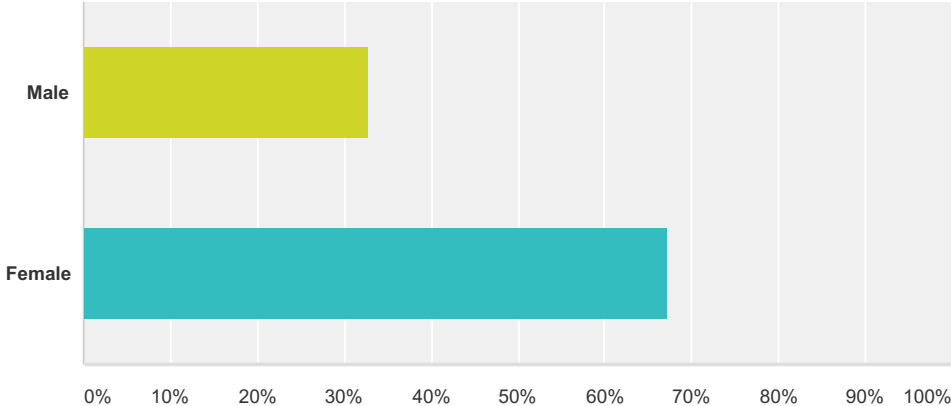
Answered: 148 Skipped: 13



Answer Choices	Responses	
Own	83.78%	124
Rent	16.22%	24
Other (please specify)	0.00%	0
Total		148

Q15 What is your gender?

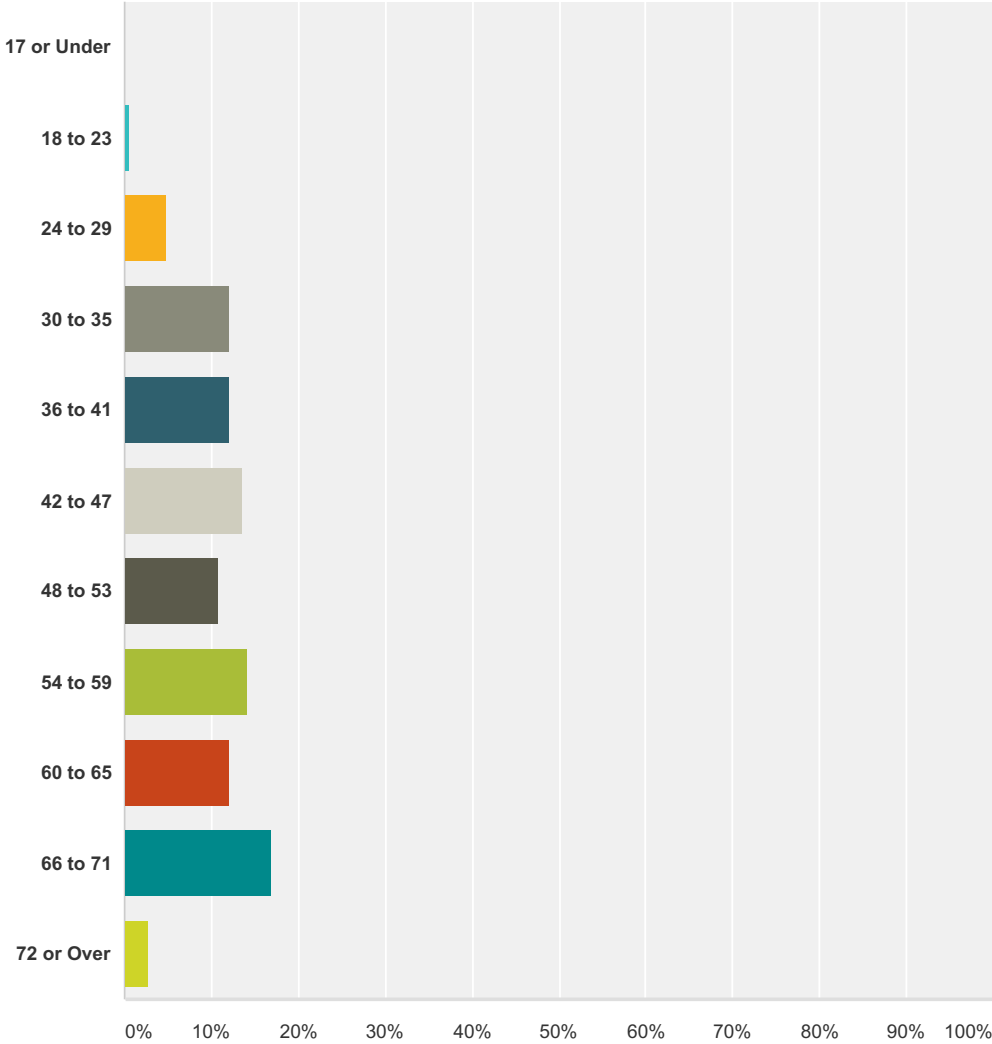
Answered: 146 Skipped: 15



Answer Choices	Responses
Male	32.88% 48
Female	67.12% 98
Total	146

Q16 How old are you?

Answered: 148 Skipped: 13



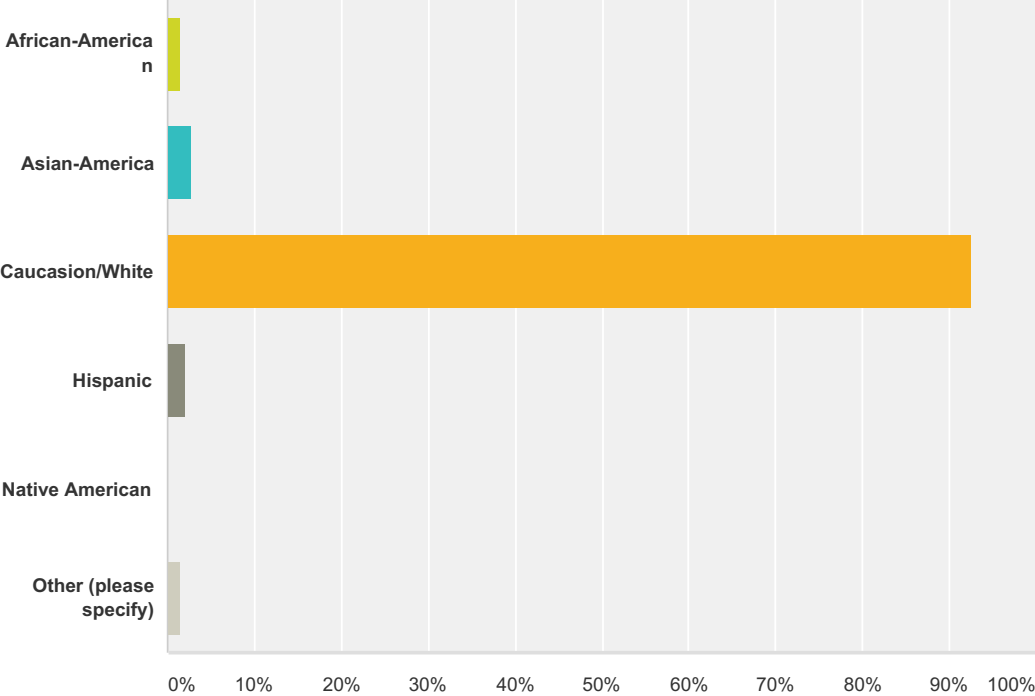
Answer Choices	Responses
17 or Under	0.00% 0
18 to 23	0.68% 1
24 to 29	4.73% 7
30 to 35	12.16% 18
36 to 41	12.16% 18
42 to 47	13.51% 20
48 to 53	10.81% 16
54 to 59	14.19% 21
60 to 65	12.16% 18
66 to 71	16.89% 25

2016 Madison Police: South District Community Survey

72 or Over	2.70%	4
Total		148

Q17 What is your race/ethnicity?

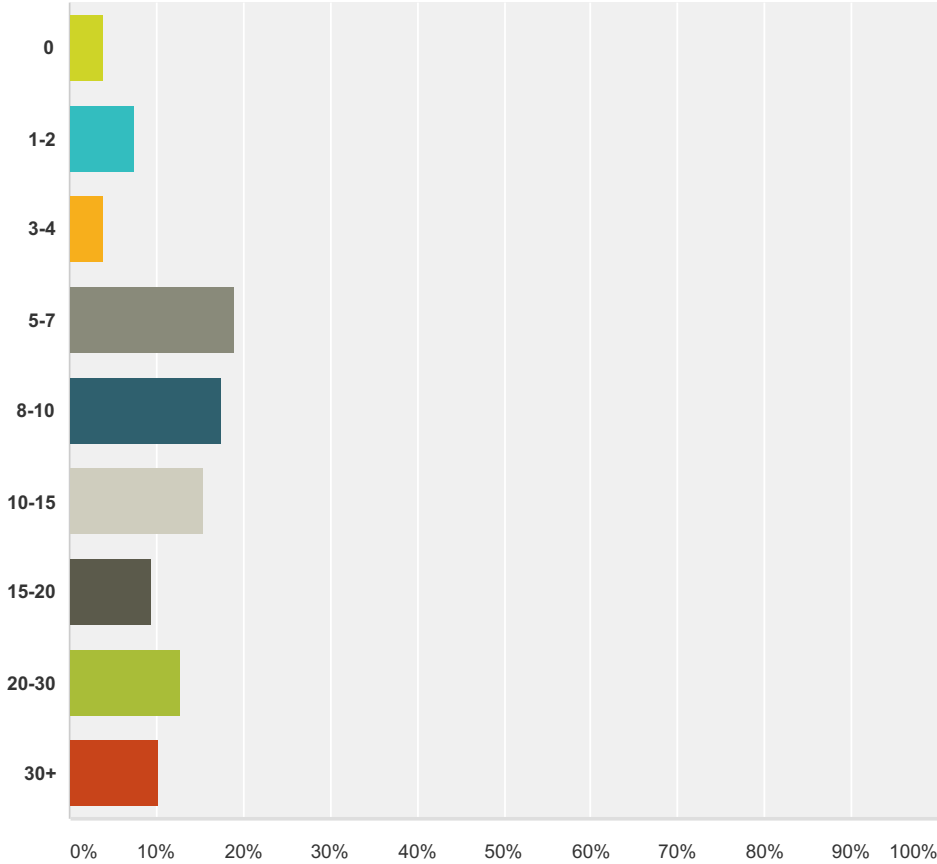
Answered: 147 Skipped: 14



Answer Choices	Responses	
African-American	1.36%	2
Asian-America	2.72%	4
Caucasian/White	92.52%	136
Hispanic	2.04%	3
Native American	0.00%	0
Other (please specify)	1.36%	2
Total		147

Q18 Besides your household, how many people do you know by name in your neighborhood?

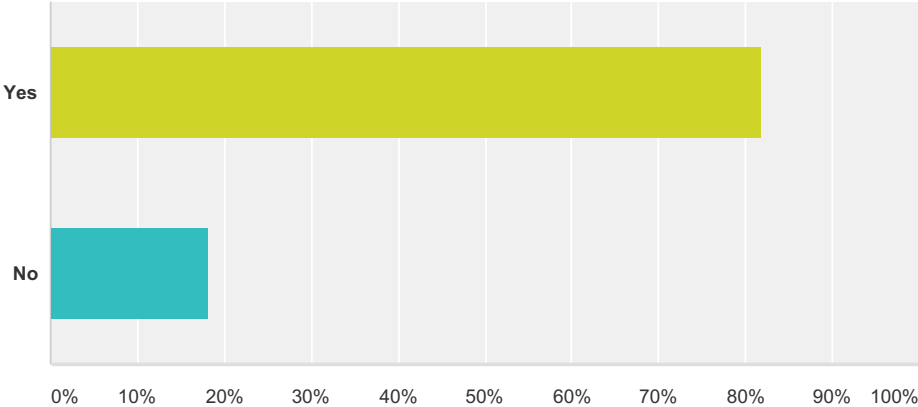
Answered: 148 Skipped: 13



Answer Choices	Responses
0	4.05% 6
1-2	7.43% 11
3-4	4.05% 6
5-7	18.92% 28
8-10	17.57% 26
10-15	15.54% 23
15-20	9.46% 14
20-30	12.84% 19
30+	10.14% 15
Total	148

Q19 Do you know what neighborhood association is active in your neighborhood?

Answered: 148 Skipped: 13



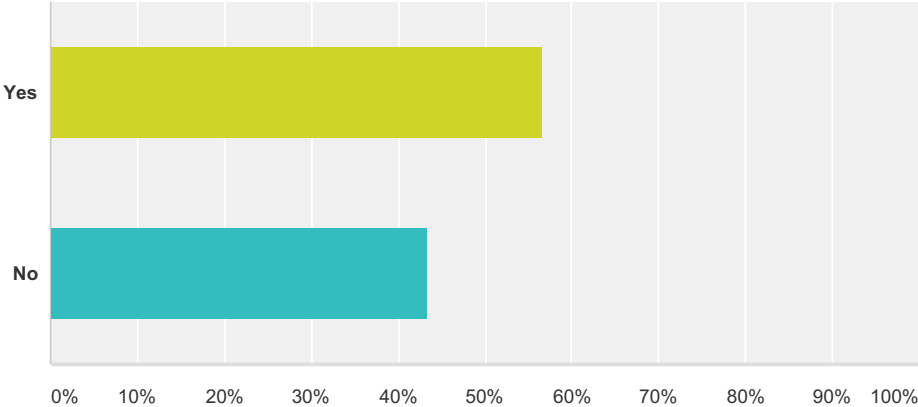
Answer Choices	Responses	
Yes	81.76%	121
No	18.24%	27
Total		148

**Q20 If yes, which neighborhood association
are you located in?**

Answered: 120 Skipped: 41

Q21 Are you a member of your neighborhood association?

Answered: 145 Skipped: 16



Answer Choices	Responses	
Yes	56.55%	82
No	43.45%	63
Total		145

**Q22 Is there anything you would like to say
to the Madison Police Department?**

Answered: 106 Skipped: 55