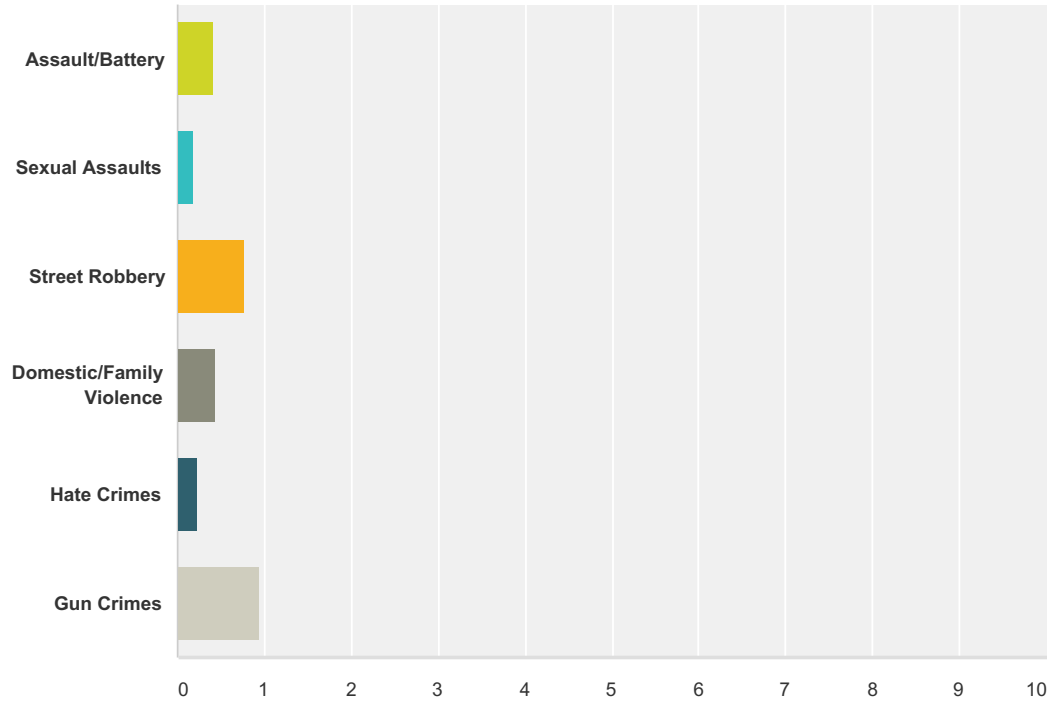


Q1 Please describe how much of a problem the following activities are in YOUR NEIGHBORHOOD.

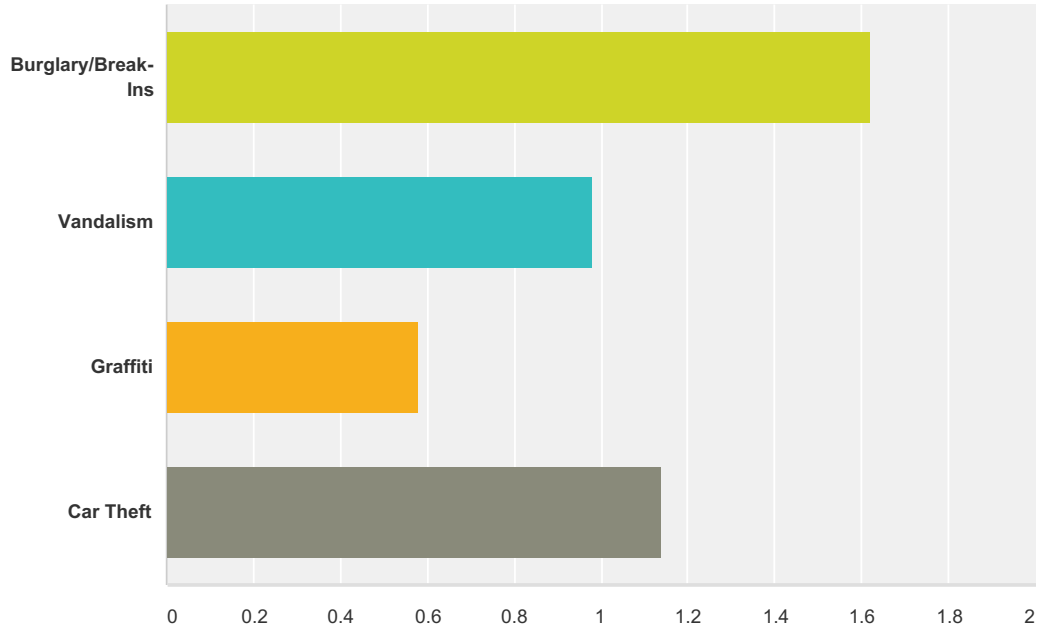
Answered: 299 Skipped: 0



	Don't Know	No Problem	Small Problem	Somewhat of a Problem	Big Problem	Total	Weighted Average
Assault/Battery	34.45% 103	37.79% 113	16.39% 49	8.03% 24	3.34% 10	299	0.42
Sexual Assaults	48.66% 145	37.25% 111	10.74% 32	3.02% 9	0.34% 1	298	0.18
Street Robbery	21.55% 64	31.99% 95	21.55% 64	18.86% 56	6.06% 18	297	0.77
Domestic/Family Violence	55.70% 166	17.79% 53	12.75% 38	9.73% 29	4.03% 12	298	0.44
Hate Crimes	45.97% 137	36.24% 108	12.08% 36	5.03% 15	0.67% 2	298	0.24
Gun Crimes	22.15% 66	29.87% 89	17.11% 51	16.78% 50	14.09% 42	298	0.93

Q2 Please describe how much of a problem the following activities are in YOUR NEIGHBORHOOD.

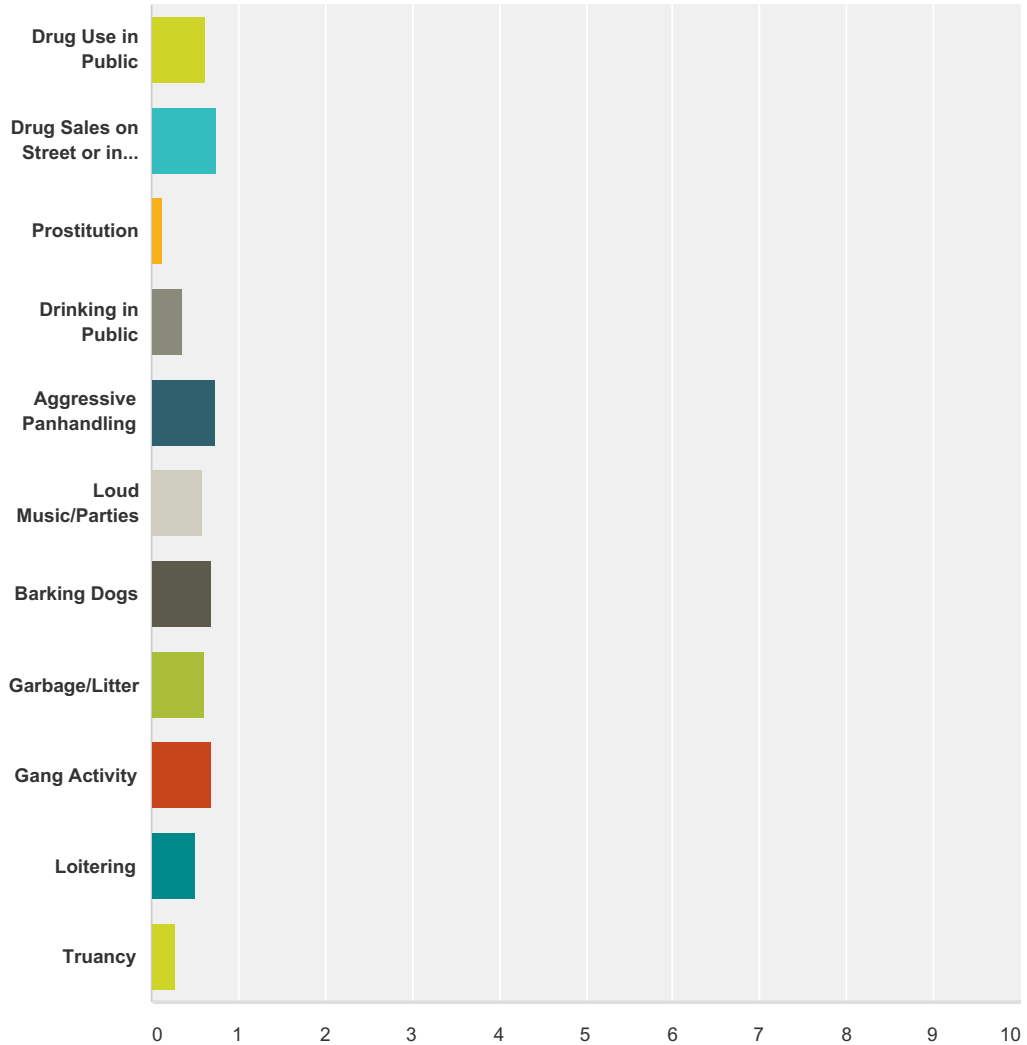
Answered: 295 Skipped: 4



	Don't Know	No Problem	Small Problem	Somewhat of a Problem	Big Problem	Total	Weighted Average
Burglary/Break-Ins	8.50% 25	6.12% 18	28.91% 85	36.73% 108	19.73% 58	294	1.62
Vandalism	19.39% 57	16.33% 48	37.76% 111	19.39% 57	7.14% 21	294	0.98
Graffiti	20.75% 61	37.76% 111	27.55% 81	11.22% 33	2.72% 8	294	0.58
Car Theft	21.84% 64	16.72% 49	24.57% 72	21.50% 63	15.36% 45	293	1.14

Q3 Please describe how much of a problem the following activities are in YOUR NEIGHBORHOOD.

Answered: 295 Skipped: 4



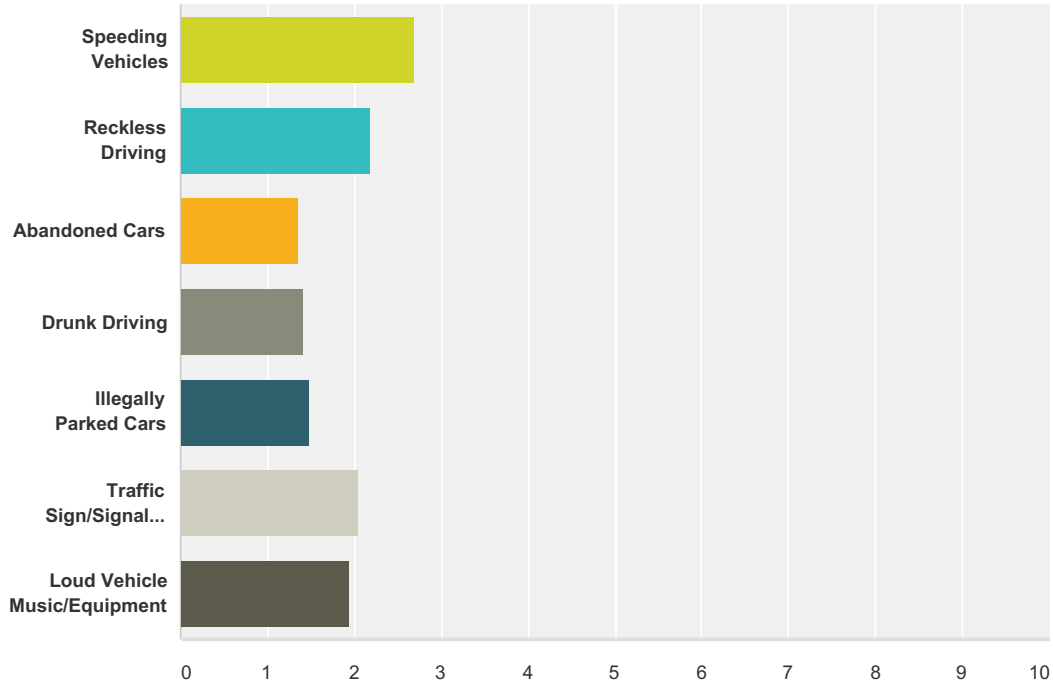
	Don't Know	No Problem	Small Problem	Somewhat of a Problem	Big Problem	Total	Weighted Average
Drug Use in Public	27.46% 81	39.32% 116	13.56% 40	9.49% 28	10.17% 30	295	0.63
Drug Sales on Street or in Drug Houses	27.12% 80	37.97% 112	7.46% 22	13.56% 40	13.90% 41	295	0.76
Prostitution	42.52% 125	48.64% 143	4.76% 14	3.74% 11	0.34% 1	294	0.13
Drinking in Public	26.37% 77	52.05% 152	10.62% 31	7.88% 23	3.08% 9	292	0.36
Aggressive Panhandling	9.86% 29	50.68% 149	15.65% 46	13.61% 40	10.20% 30	294	0.73

2016 Madison Police: West District Community Survey

Loud Music/Parties	7.14% 21	53.40% 157	24.83% 73	9.86% 29	4.76% 14	294	0.59
Barking Dogs	5.44% 16	42.18% 124	40.14% 118	9.18% 27	3.06% 9	294	0.68
Garbage/Litter	5.76% 17	55.25% 163	24.07% 71	9.15% 27	5.76% 17	295	0.60
Gang Activity	27.80% 82	38.64% 114	10.17% 30	11.86% 35	11.53% 34	295	0.68
Loitering	17.41% 51	52.56% 154	16.04% 47	7.17% 21	6.83% 20	293	0.51
Truancy	51.71% 151	33.22% 97	6.85% 20	4.45% 13	3.77% 11	292	0.27

Q4 Please describe how much of a problem the following activities are in YOUR NEIGHBORHOOD.

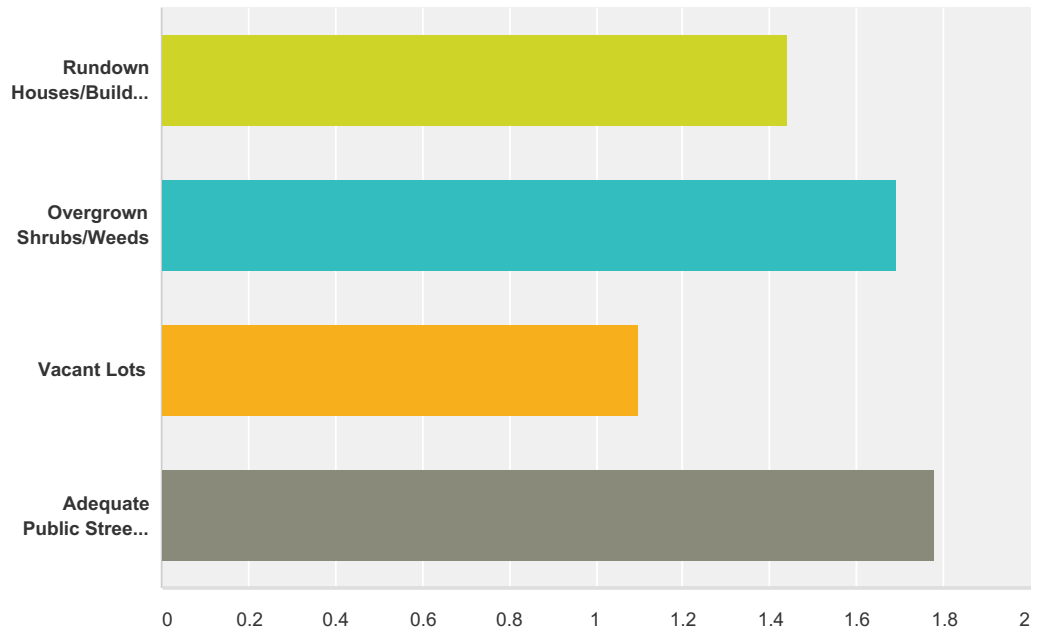
Answered: 294 Skipped: 5



	Don't Know	No Problem	Small Problem	Somewhat of a Problem	Big Problem	Total	Weighted Average
Speeding Vehicles	1.02% 3	8.19% 24	36.86% 108	29.35% 86	24.57% 72	293	2.69
Reckless Driving	7.85% 23	22.87% 67	31.74% 93	24.57% 72	12.97% 38	293	2.20
Abandoned Cars	19.80% 58	56.66% 166	16.04% 47	3.41% 10	4.10% 12	293	1.35
Drunk Driving	48.97% 143	26.71% 78	11.30% 33	8.90% 26	4.11% 12	292	1.41
Illegally Parked Cars	19.80% 58	48.12% 141	19.80% 58	7.85% 23	4.44% 13	293	1.49
Traffic Sign/Signal Violations	12.67% 37	27.05% 79	28.08% 82	19.86% 58	12.33% 36	292	2.05
Loud Vehicle Music/Equipment	7.48% 22	34.69% 102	31.63% 93	15.65% 46	10.54% 31	294	1.95

Q5 Please describe how much of a problem the following activities are in YOUR NEIGHBORHOOD.

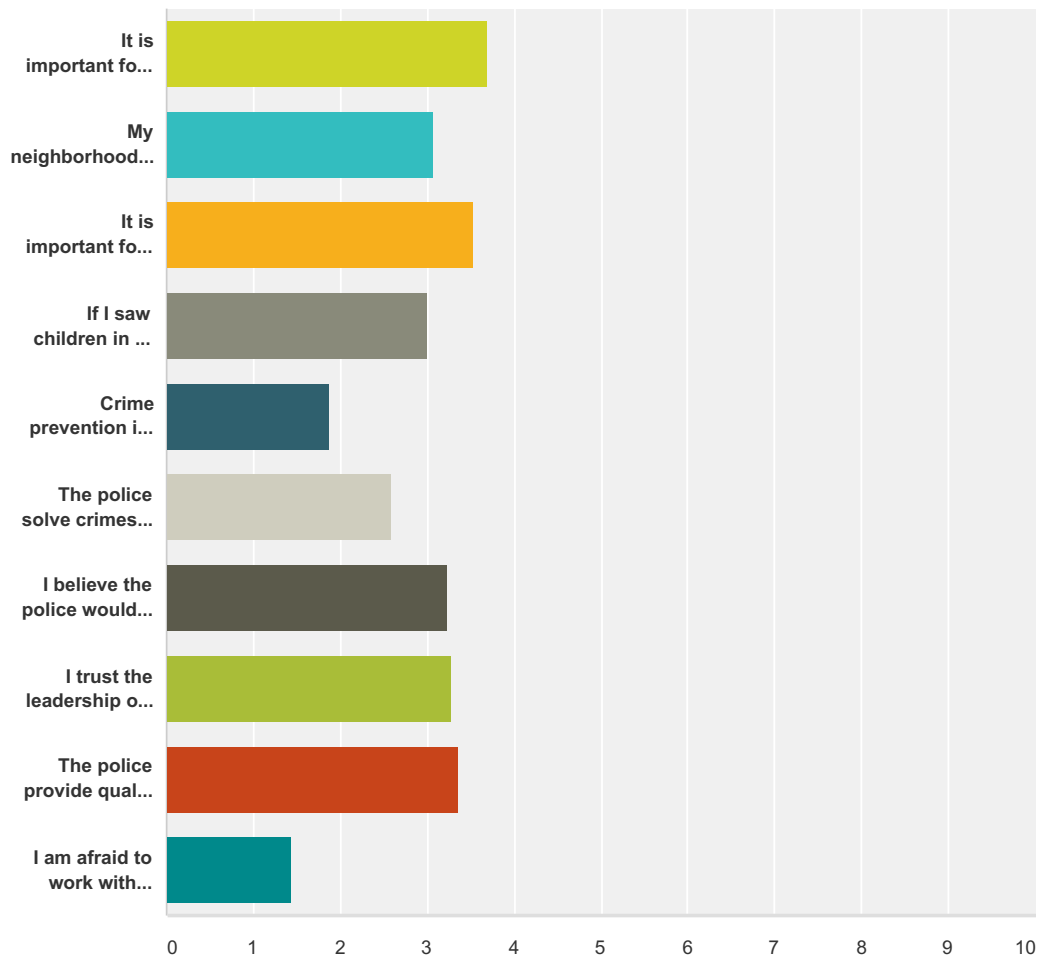
Answered: 293 Skipped: 6



	Don't Know	No Problem	Small Problem	Somewhat of a Problem	Big Problem	Total	Weighted Average
Rundown Houses/Buildings	3.75% 11	65.19% 191	21.84% 64	5.80% 17	3.41% 10	293	1.44
Overgrown Shrubs/Weeds	2.39% 7	46.42% 136	37.88% 111	8.87% 26	4.44% 13	293	1.69
Vacant Lots	7.22% 21	85.91% 250	4.81% 14	1.37% 4	0.69% 2	291	1.10
Adequate Public Street Lighting	2.05% 6	46.76% 137	31.74% 93	12.29% 36	7.17% 21	293	1.78

Q6 Please indicate how much you agree or disagree with the following statements.

Answered: 282 Skipped: 17



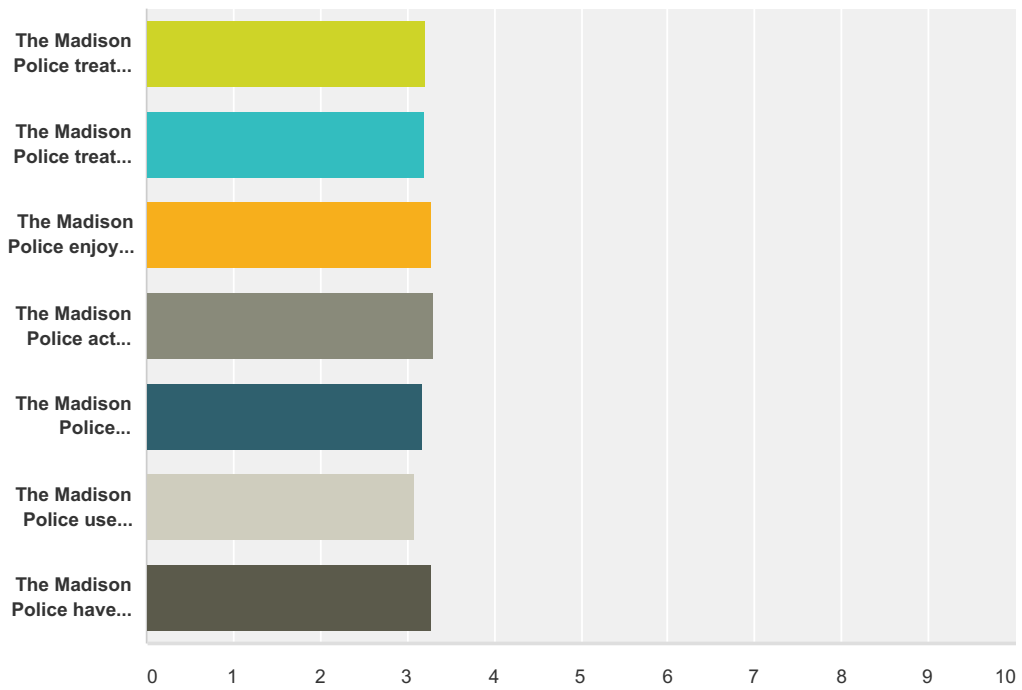
	Strongly Disagree	Disagree	Agree	Strongly Agree	Total	Weighted Average
It is important for community members to work with the police to solve local problems.	1.42% 4	0.71% 2	25.53% 72	72.34% 204	282	3.69
My neighborhood is a safe place to live.	4.27% 12	13.88% 39	53.74% 151	28.11% 79	281	3.06
It is important for citizens to take an active role in preventing crime.	0.71% 2	2.48% 7	40.78% 115	56.03% 158	282	3.52
If I saw children in my neighborhood causing problems, I would likely first ask them to stop before I called the police to get involved.	2.48% 7	18.44% 52	54.61% 154	24.47% 69	282	3.01
Crime prevention is the responsibility of the police; NOT citizens like me.	27.86% 78	59.64% 167	9.64% 27	2.86% 8	280	1.88
The police solve crimes quickly.	7.38% 20	31.00% 84	56.83% 154	4.80% 13	271	2.59
I believe the police would respond quickly if I were to call them about an emergency.	3.21% 9	6.79% 19	53.93% 151	36.07% 101	280	3.23

2016 Madison Police: West District Community Survey

I trust the leadership of the Madison Police Department.	5.40% 15	8.99% 25	37.77% 105	47.84% 133	278	3.28
The police provide quality service to the residents of my community.	2.87% 8	6.09% 17	41.94% 117	49.10% 137	279	3.37
I am afraid to work with police for fear of retaliation.	65.59% 183	27.60% 77	4.30% 12	2.51% 7	279	1.44

Q7 Please indicate your feelings/beliefs of the City of Madison Police Department.

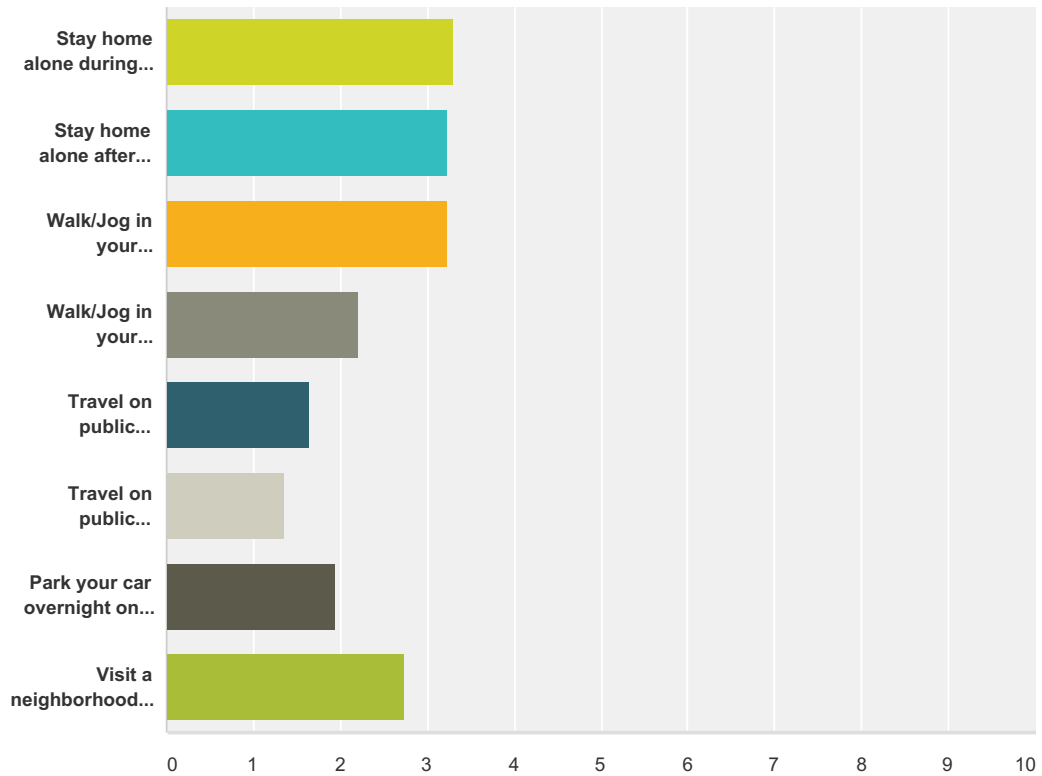
Answered: 277 Skipped: 22



	Never	Sometimes	Most of the Time	Always	Total	Weighted Average
The Madison Police treat people with respect.	0.72% 2	9.03% 25	58.84% 163	31.41% 87	277	3.21
The Madison Police treat people fairly.	0.72% 2	10.47% 29	57.40% 159	31.41% 87	277	3.19
The Madison Police enjoy helping people.	0.73% 2	9.49% 26	50.36% 138	39.42% 108	274	3.28
The Madison Police act professionally.	0.36% 1	6.86% 19	55.96% 155	36.82% 102	277	3.29
The Madison Police understand my values.	1.82% 5	15.69% 43	45.62% 125	36.86% 101	274	3.18
The Madison Police use appropriate force.	2.19% 6	16.42% 45	52.19% 143	29.20% 80	274	3.08
The Madison Police have earned my trust.	3.27% 9	9.45% 26	43.27% 119	44.00% 121	275	3.28

Q8 The following questions ask you how often you engage in a variety of activities. Please select a response for each activity. Please consider :Never-----0 times/month Seldom-----1-2 times/month Occasionally---1-2 times/week Often-----3+ times/week How often do you...

Answered: 279 Skipped: 20



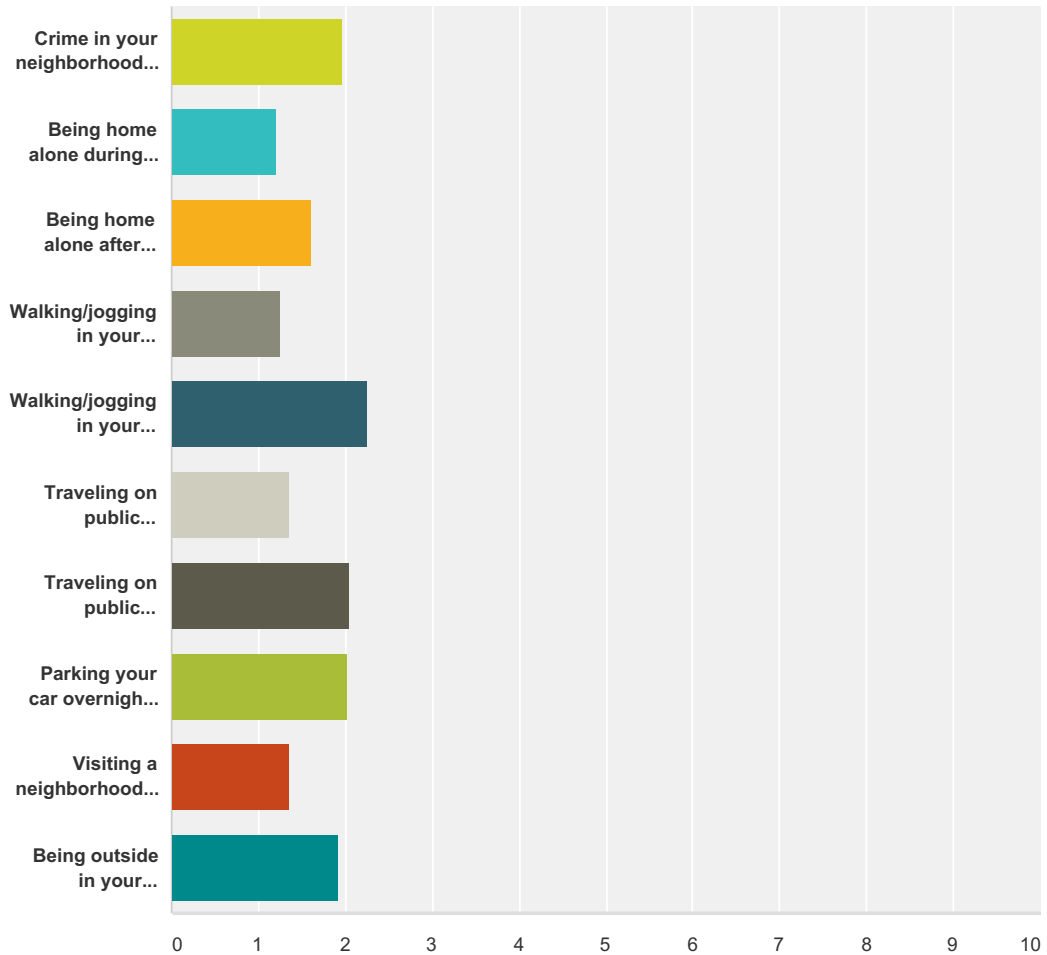
	Never	Seldom	Occasionally	Often	Total	Weighted Average
Stay home alone during the day	2.51% 7	16.13% 45	30.82% 86	50.54% 141	279	3.29
Stay home alone after dark	4.68% 13	16.55% 46	28.42% 79	50.36% 140	278	3.24
Walk/Jog in your neighborhood in the daytime	5.40% 15	13.31% 37	32.73% 91	48.56% 135	278	3.24
Walk/Jog in your neighborhood after dark	32.97% 92	26.88% 75	26.52% 74	13.62% 38	279	2.21
Travel on public transportation during the day	65.34% 181	15.16% 42	10.11% 28	9.39% 26	277	1.64
Travel on public transportation after dark	78.06% 217	11.87% 33	6.47% 18	3.60% 10	278	1.36

2016 Madison Police: West District Community Survey

Park your car overnight on the street	46.24% 129	25.81% 72	15.41% 43	12.54% 35	279	1.94
Visit a neighborhood park or playground	12.23% 34	26.26% 73	36.69% 102	24.82% 69	278	2.74

Q9 The following questions ask you about how fearful you are of crime or your personal safety. Indicate how fearful you are of the following by selecting one response to the right of each statement.

Answered: 276 Skipped: 23



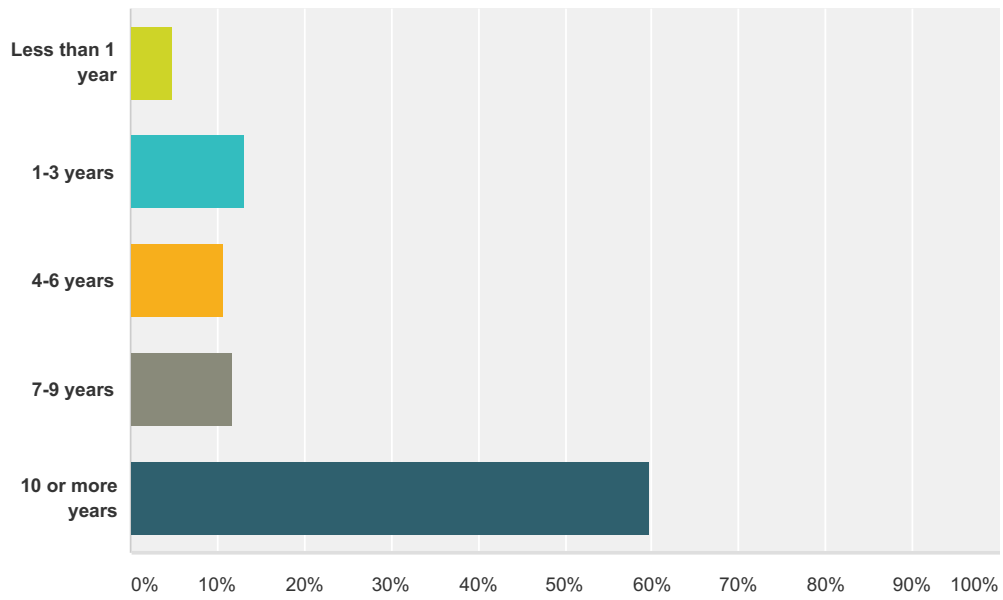
	Not Afraid at All	Only Somewhat Afraid	Afraid	Very Afraid	Total	Weighted Average
Crime in your neighborhood (in general)	26.18% 72	56.00% 154	12.73% 35	5.09% 14	275	1.97
Being home alone during the day	80.07% 221	17.75% 49	1.81% 5	0.36% 1	276	1.22
Being home alone after dark	53.62% 148	35.87% 99	7.25% 20	3.26% 9	276	1.60
Walking/jogging in your neighborhood during the day	77.37% 212	18.98% 52	3.65% 10	0.00% 0	274	1.26
Walking/jogging in your neighborhood after dark	20.36% 56	48.00% 132	17.45% 48	14.18% 39	275	2.25
Traveling on public transportation during the day	74.22% 190	17.97% 46	5.47% 14	2.34% 6	256	1.36

2016 Madison Police: West District Community Survey

Traveling on public transportation after dark	31.40% 81	43.02% 111	14.73% 38	10.85% 28	258	2.05
Parking your car overnight on the street	33.21% 91	40.88% 112	16.06% 44	9.85% 27	274	2.03
Visiting a neighborhood park or playground	72.89% 199	20.51% 56	5.13% 14	1.47% 4	273	1.35
Being outside in your neighborhood at night	33.21% 91	48.54% 133	9.85% 27	8.39% 23	274	1.93

Q10 Approximately how long have you lived at your current location?

Answered: 273 Skipped: 26



Answer Choices	Responses	
Less than 1 year	4.76%	13
1-3 years	13.19%	36
4-6 years	10.62%	29
7-9 years	11.72%	32
10 or more years	59.71%	163
Total		273

Q11 What street do you live on?

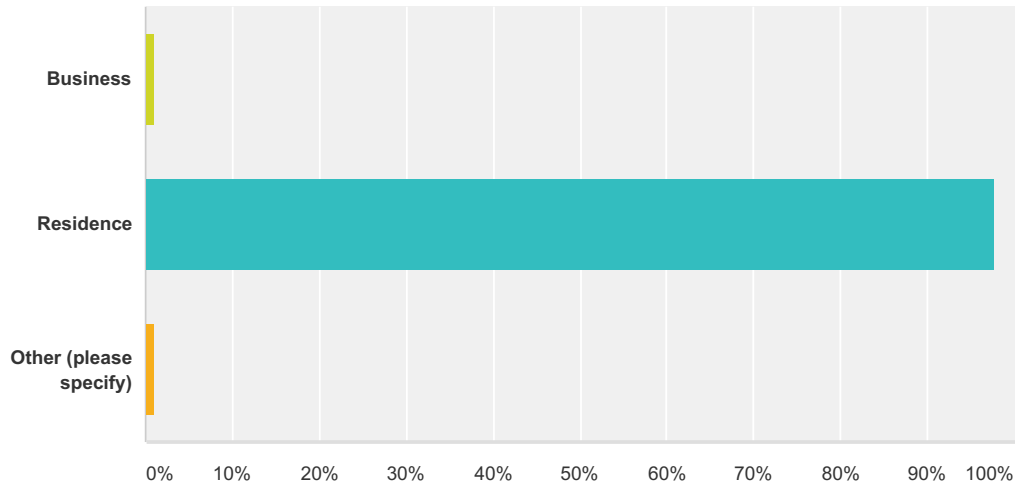
Answered: 265 Skipped: 34

Q12 What block do you live on (i.e., 1100, 2900, etc)?

Answered: 243 Skipped: 56

Q13 Is this a business or a residence?

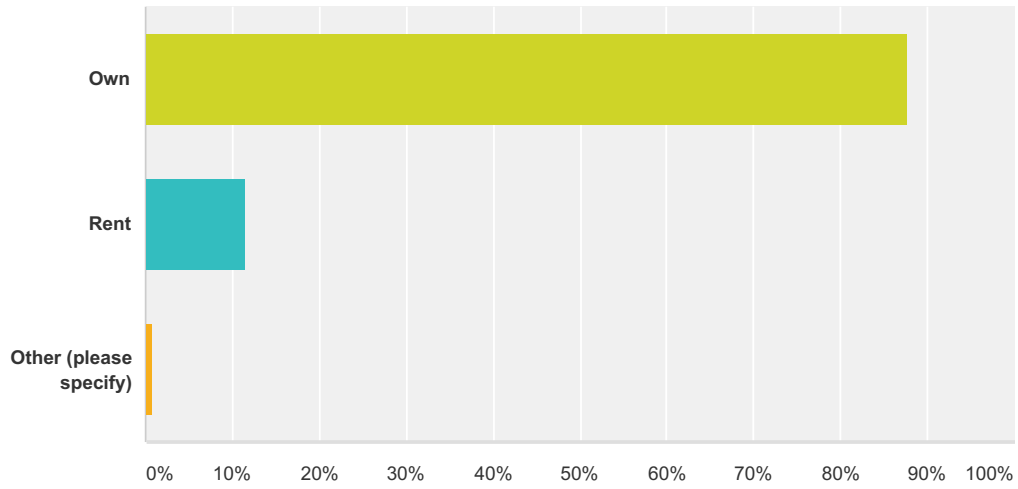
Answered: 272 Skipped: 27



Answer Choices	Responses
Business	1.10% 3
Residence	97.79% 266
Other (please specify)	1.10% 3
Total	272

Q14 Do you own or rent your property?

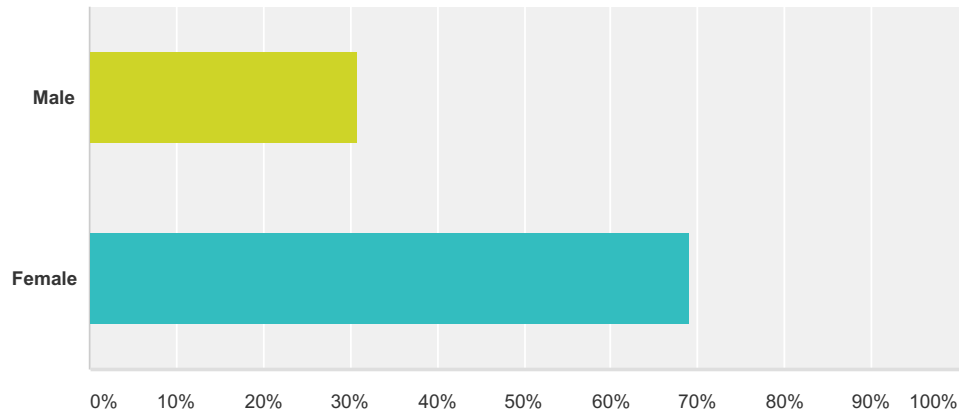
Answered: 270 Skipped: 29



Answer Choices	Responses	
Own	87.78%	237
Rent	11.48%	31
Other (please specify)	0.74%	2
Total		270

Q15 What is your gender?

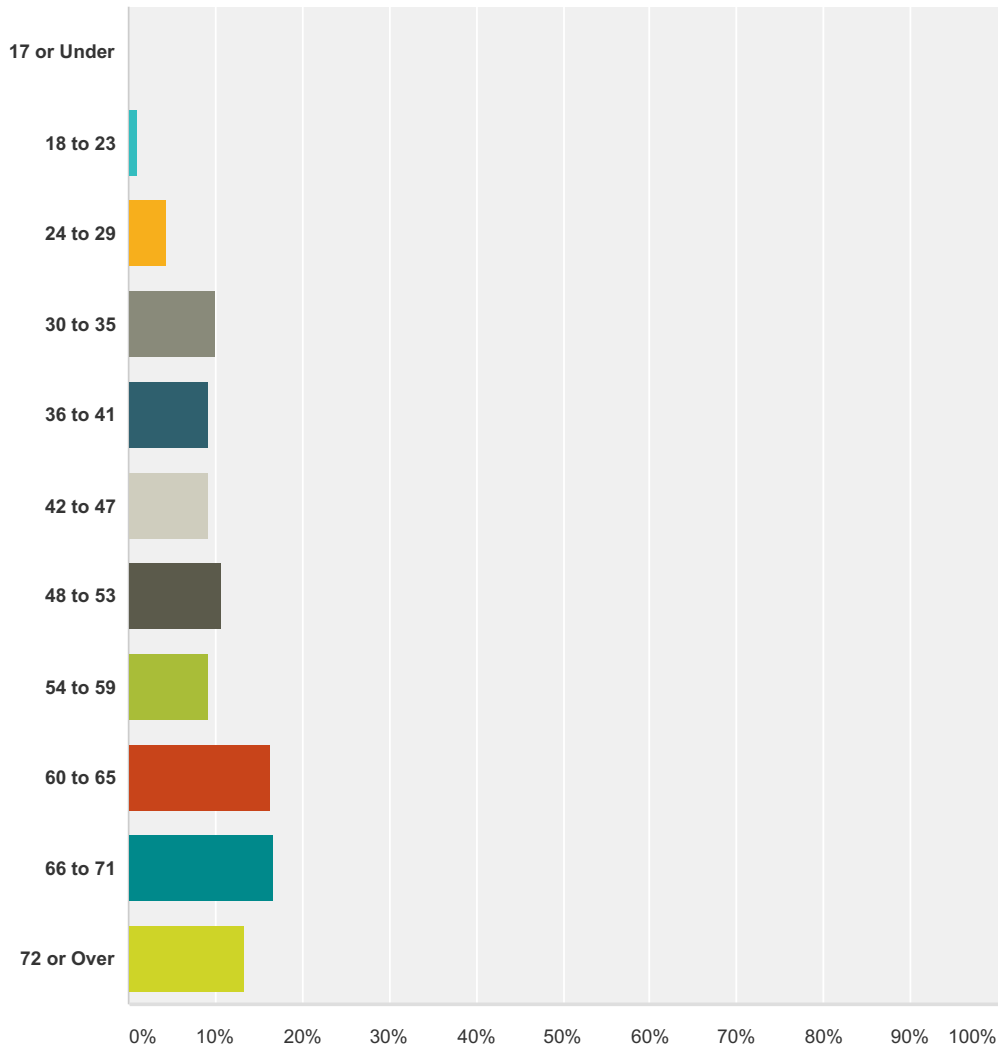
Answered: 269 Skipped: 30



Answer Choices	Responses
Male	30.86% 83
Female	69.14% 186
Total	269

Q16 How old are you?

Answered: 271 Skipped: 28



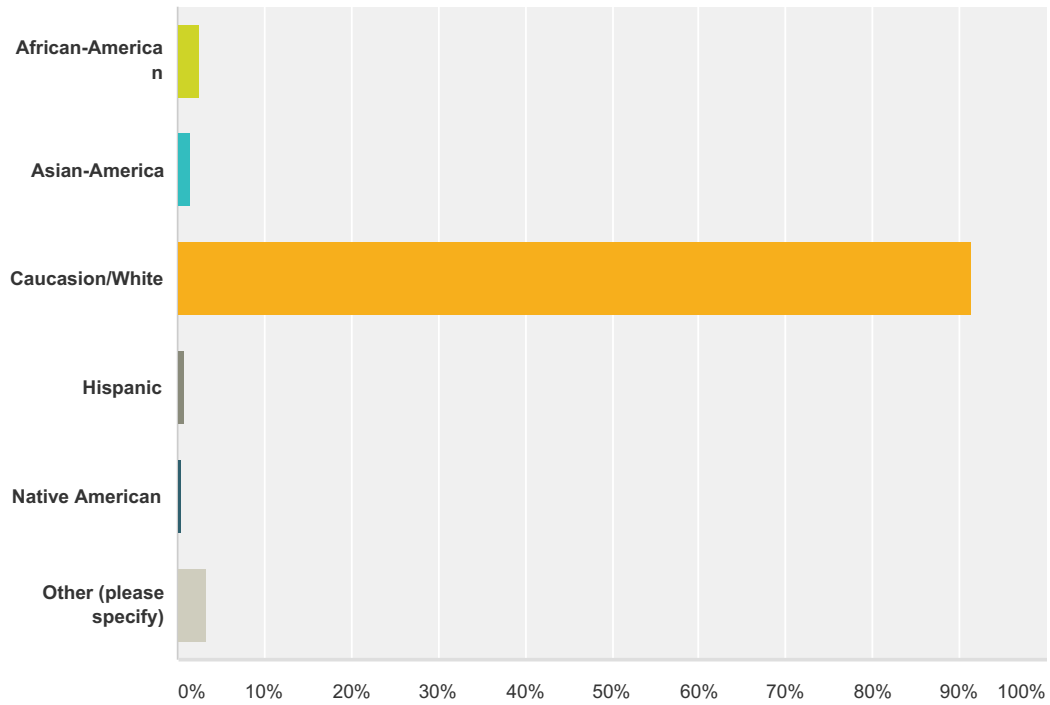
Answer Choices	Responses
17 or Under	0.00% 0
18 to 23	1.11% 3
24 to 29	4.43% 12
30 to 35	9.96% 27
36 to 41	9.23% 25
42 to 47	9.23% 25
48 to 53	10.70% 29
54 to 59	9.23% 25
60 to 65	16.24% 44
66 to 71	16.61% 45

2016 Madison Police: West District Community Survey

72 or Over	13.28%	36
Total		271

Q17 What is your race/ethnicity?

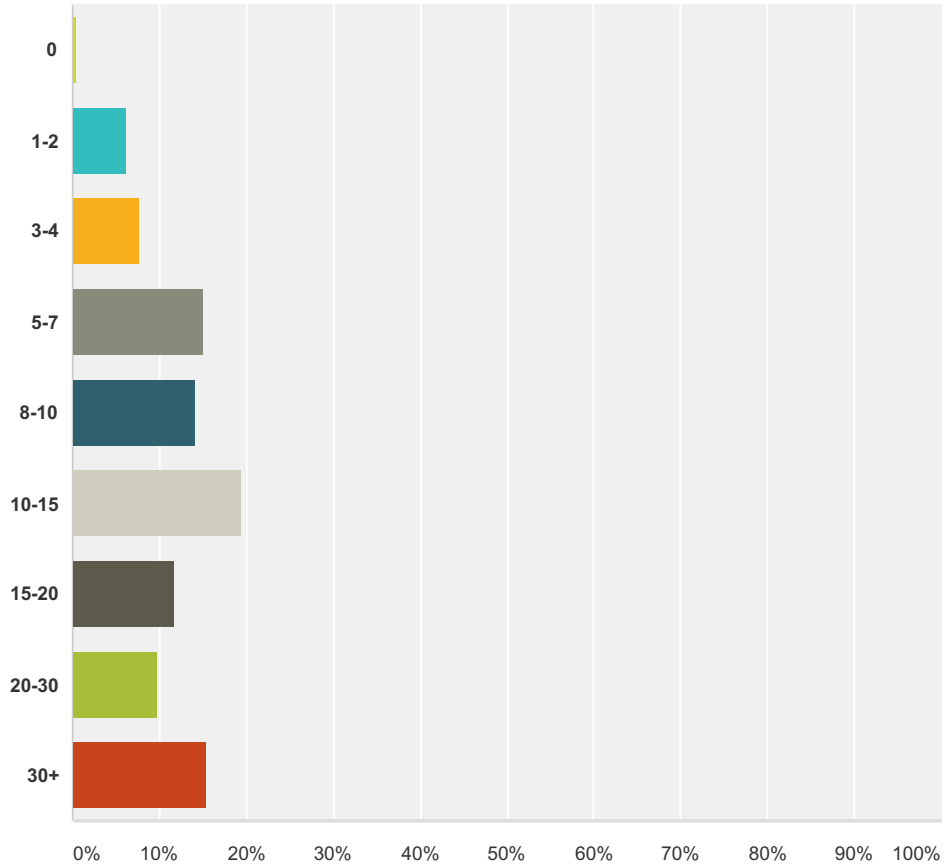
Answered: 269 Skipped: 30



Answer Choices	Responses
African-American	2.60% 7
Asian-America	1.49% 4
Caucasian/White	91.45% 246
Hispanic	0.74% 2
Native American	0.37% 1
Other (please specify)	3.35% 9
Total	269

Q18 Besides your household, how many people do you know by name in your neighborhood?

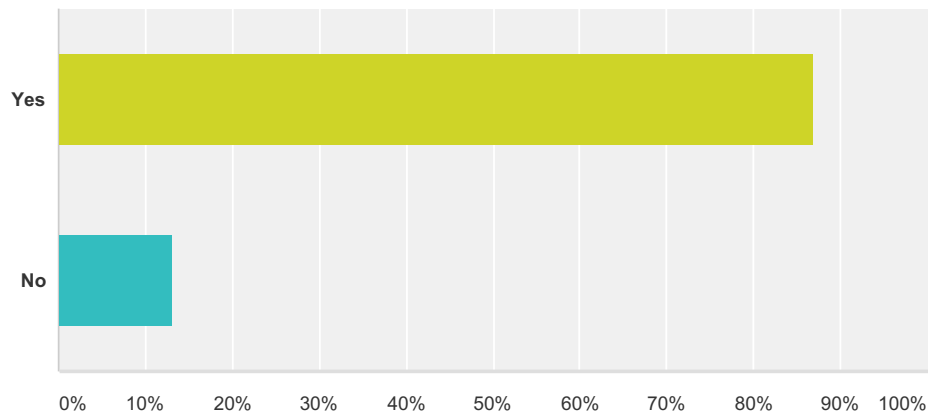
Answered: 273 Skipped: 26



Answer Choices	Responses
0	0.37% 1
1-2	6.23% 17
3-4	7.69% 21
5-7	15.02% 41
8-10	14.29% 39
10-15	19.41% 53
15-20	11.72% 32
20-30	9.89% 27
30+	15.38% 42
Total	273

Q19 Do you know what neighborhood association is active in your neighborhood?

Answered: 272 Skipped: 27



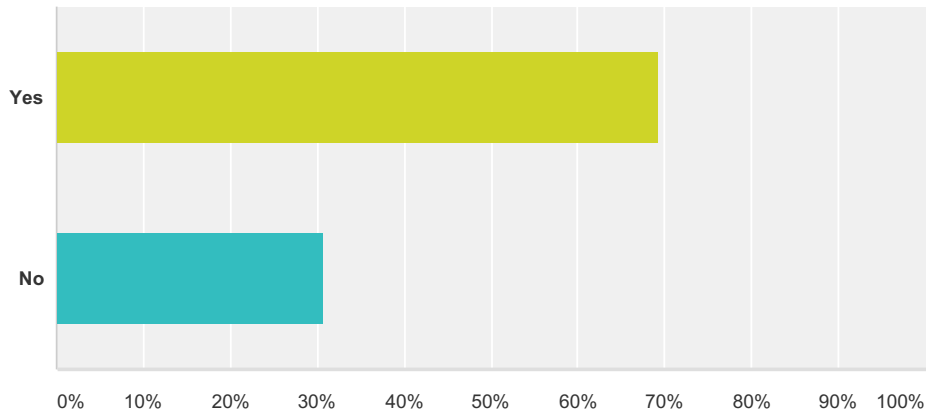
Answer Choices	Responses	
Yes	86.76%	236
No	13.24%	36
Total		272

**Q20 If yes, which neighborhood association
are you located in?**

Answered: 232 Skipped: 67

Q21 Are you a member of your neighborhood association?

Answered: 268 Skipped: 31



Answer Choices	Responses	
Yes	69.40%	186
No	30.60%	82
Total		268

**Q22 Is there anything you would like to say
to the Madison Police Department?**

Answered: 194 Skipped: 105