



NATIONAL LAW ENFORCEMENT
APPLIED RESEARCH & DATA PLATFORM

Madison Police-Community Interaction Survey

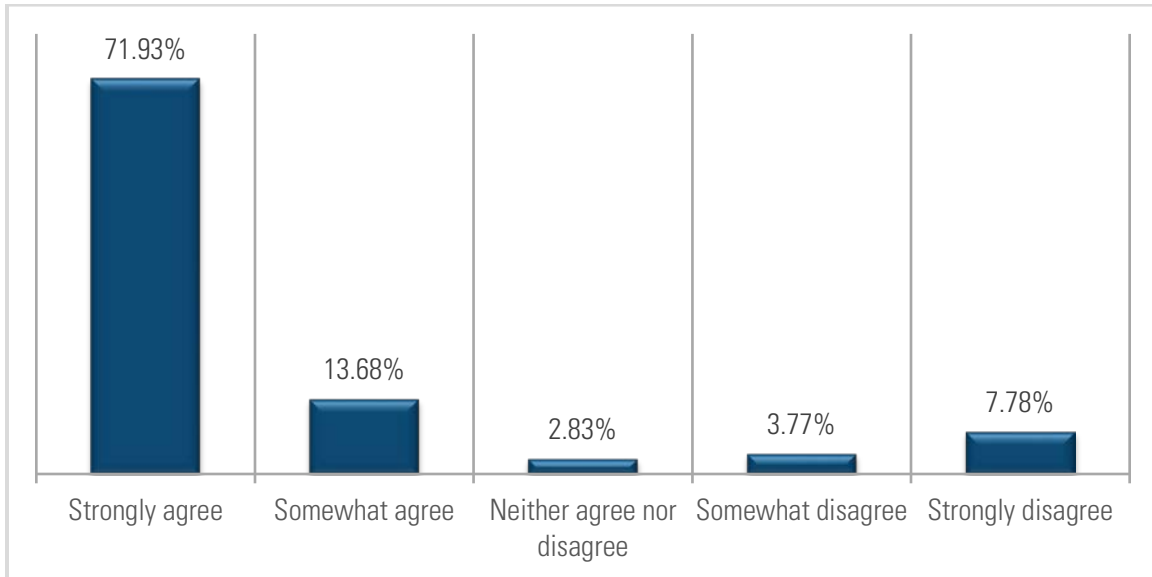
Platform Report: Community Survey

To cite this report, please use: Police Foundation (2019). Law Enforcement Community Survey Report. Washington, DC: National Law Enforcement Applied Research and Data Platform.

For more information, please visit
<https://www.nationallawenforcementplatform.org>

Police-Community Interaction Survey Madison, WI¹

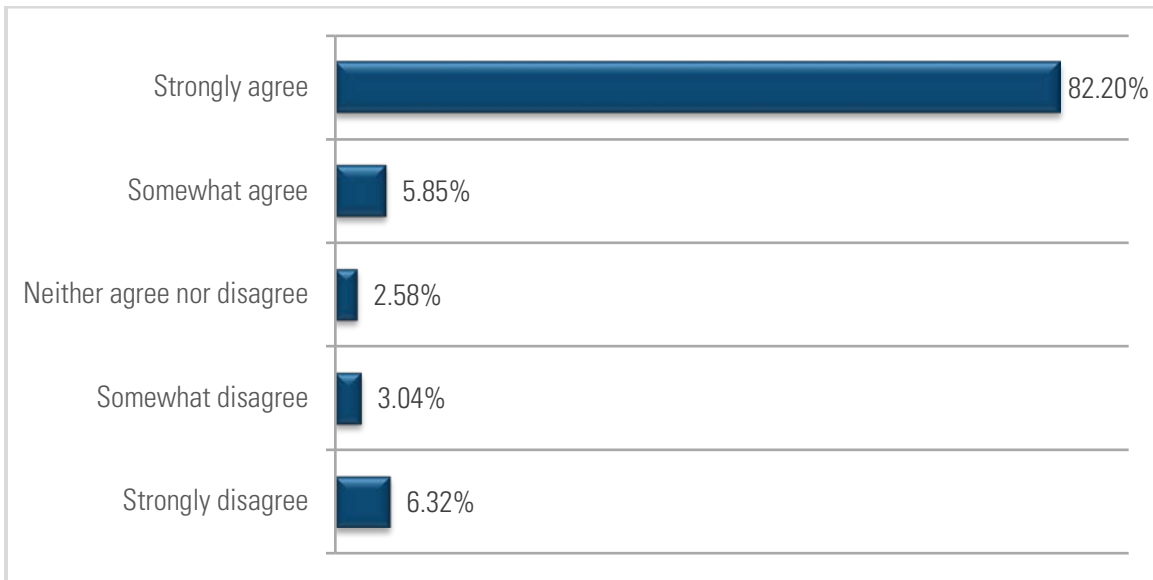
How much do you agree with the following statement regarding your interaction? The officer clearly explained the reasons for his or her actions



The majority of respondents **strongly agree** that the officer they interacted with explained the reasons for his or her actions.

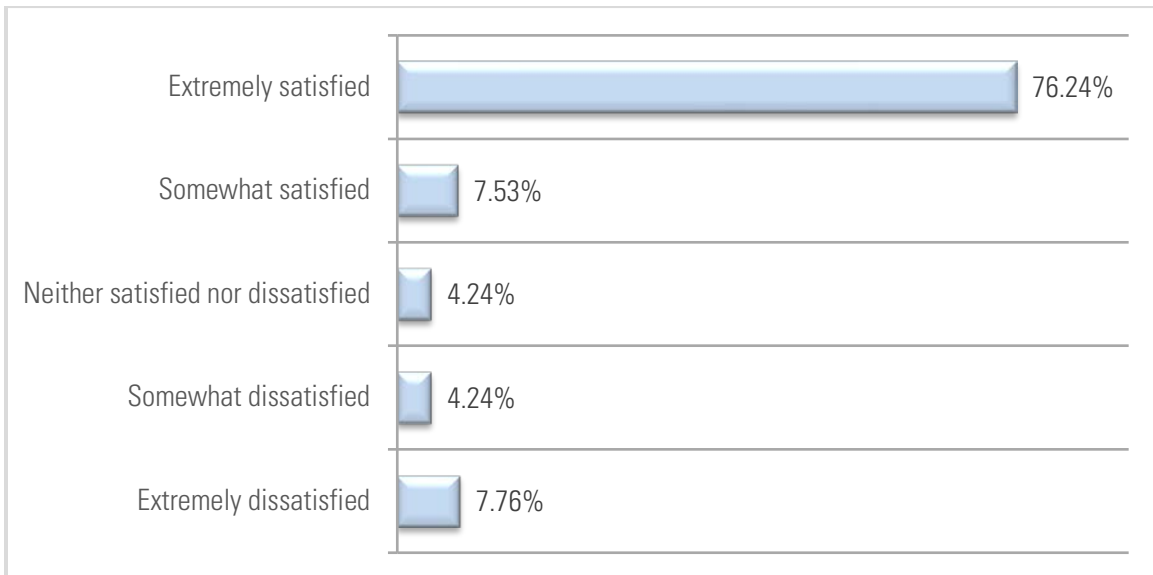
¹ Counts will not be the same for each question, because not all participants responded to all questions

How much do you agree with the following statement regarding your interaction? The officers acted professionally and you felt you were treated with dignity and respect.




The majority of respondents **strongly agree** that the officers they interacted with acted professionally and treated them with dignity and respect.

Taking the whole experience into account, how satisfied are you with the way you were treated by the officer in this case?



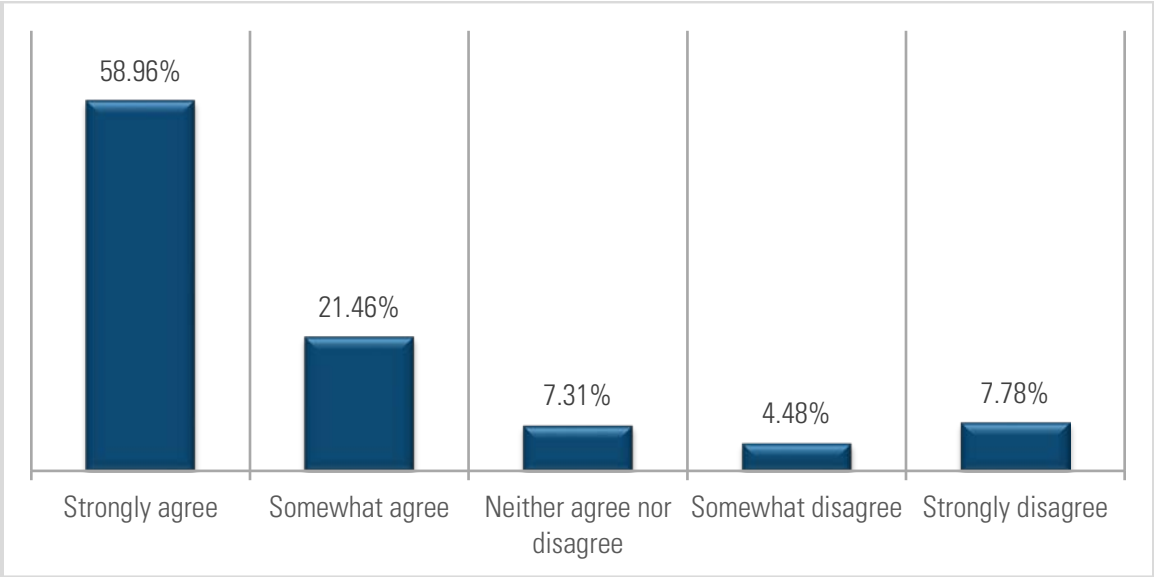
The majority of respondents are **extremely satisfied** with the way they were treated by the officer they interacted with.

How well are the police who work in your neighborhood doing at treating people fairly regardless of who they are?



Over half of the respondents indicate that the police in their neighborhood are doing an **excellent job**, while 33.33% indicate that they are doing an **average to good job**.

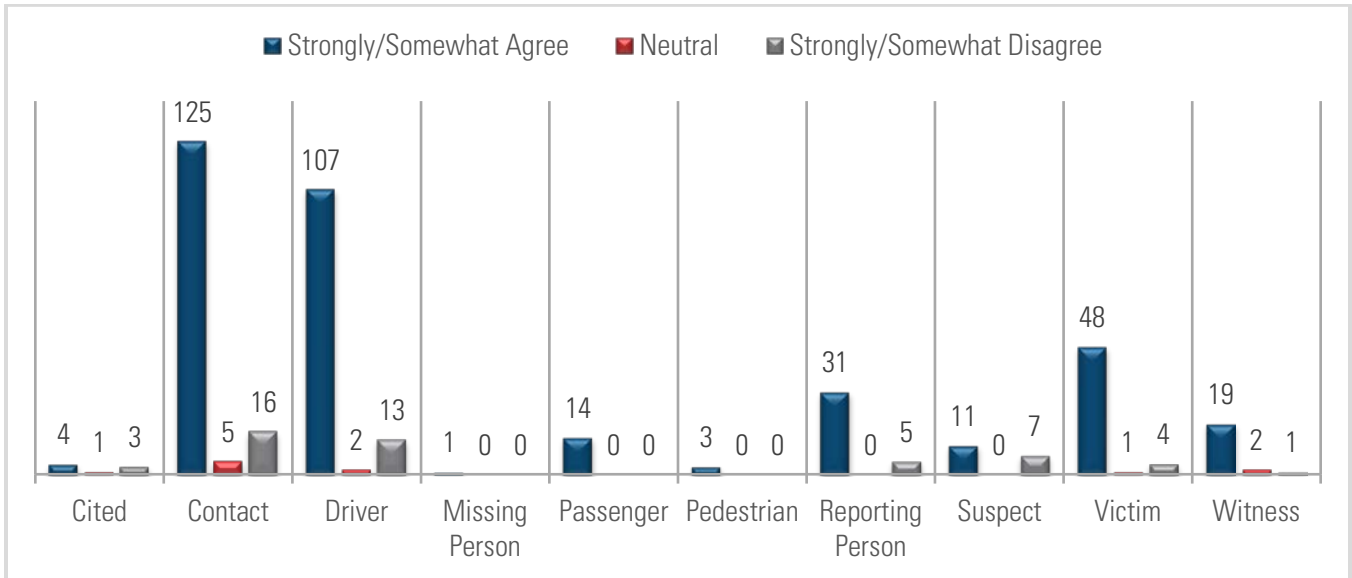
How much do you agree with the following statement? I have confidence that my police department can do its job well.



The majority of community members **strongly or somewhat agree** that they have confidence that the police department can do its job well.

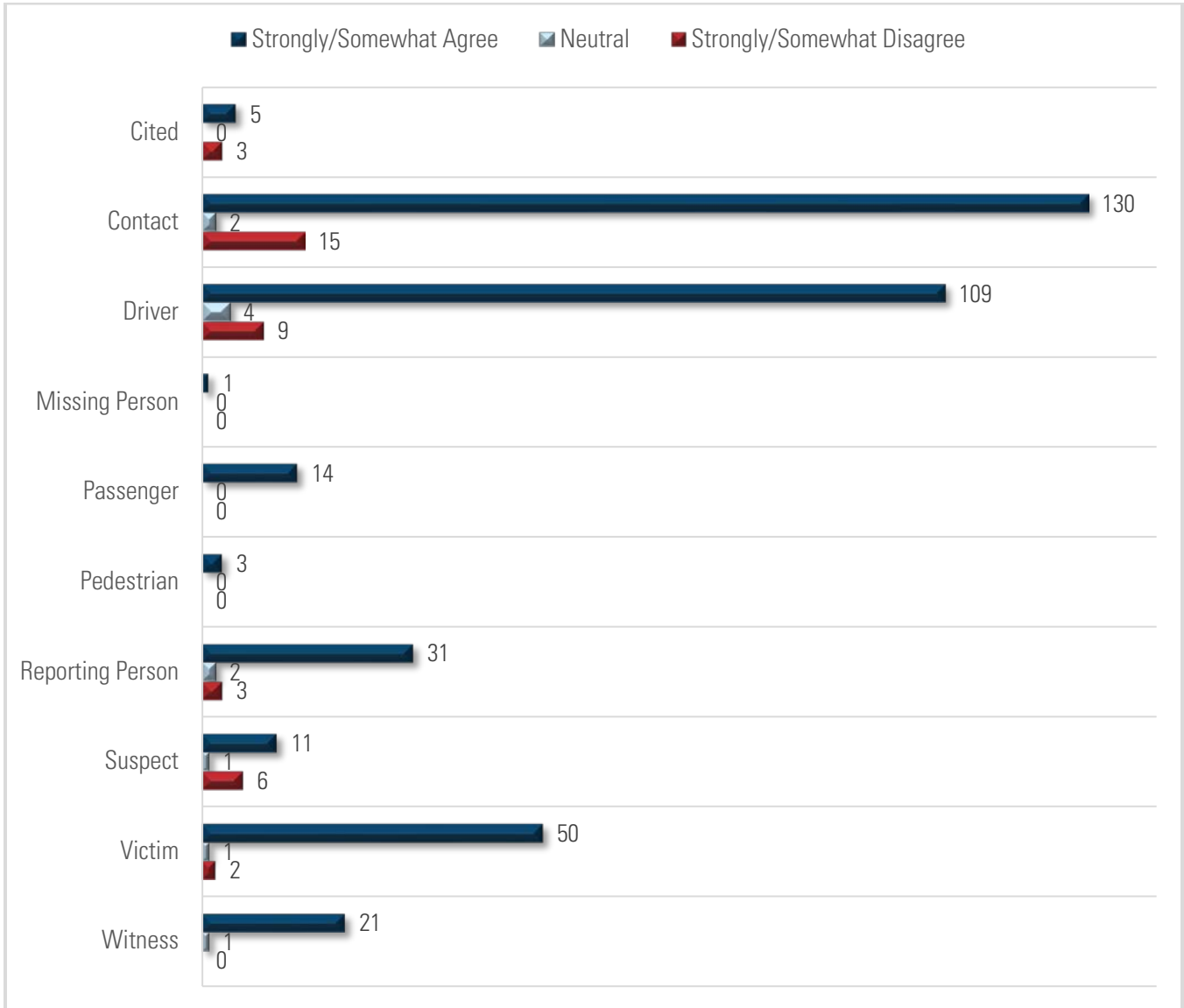
Responses by Subject Type

How much do you agree with the following statement regarding your interaction? The officer clearly explained the reasons for his or her actions



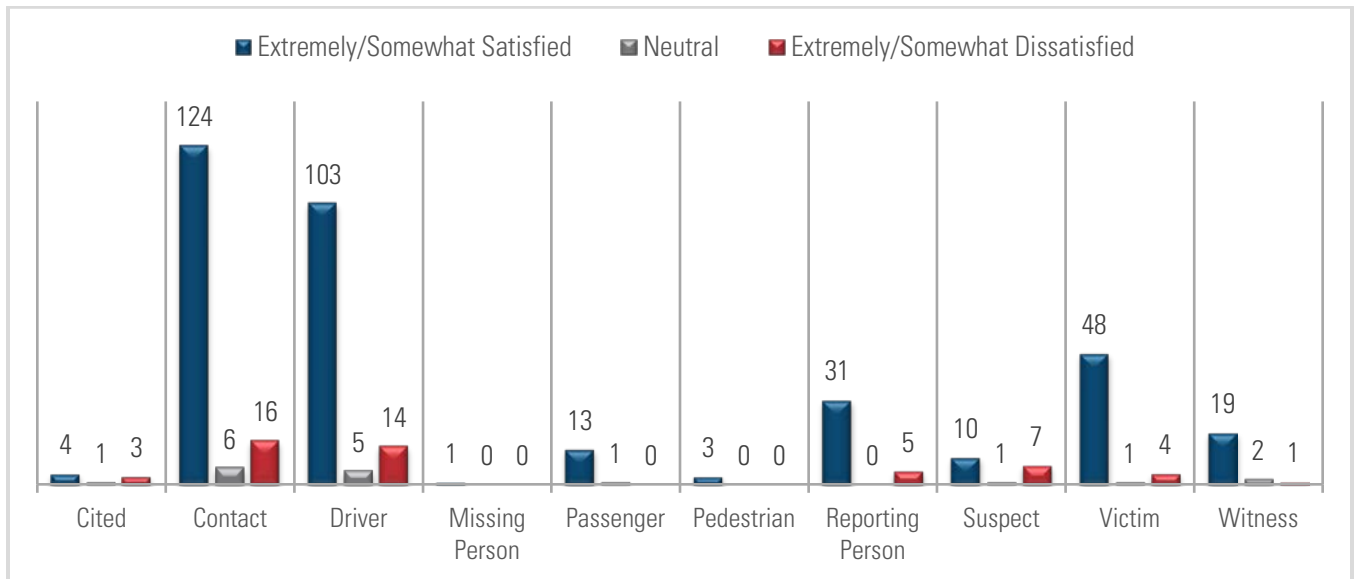
The majority of respondents **agree** that the officer they interacted with explained the reasons for his or her actions.

How much do you agree with the following statement regarding your interaction? The officers acted professionally and you felt you were treated with dignity and respect.



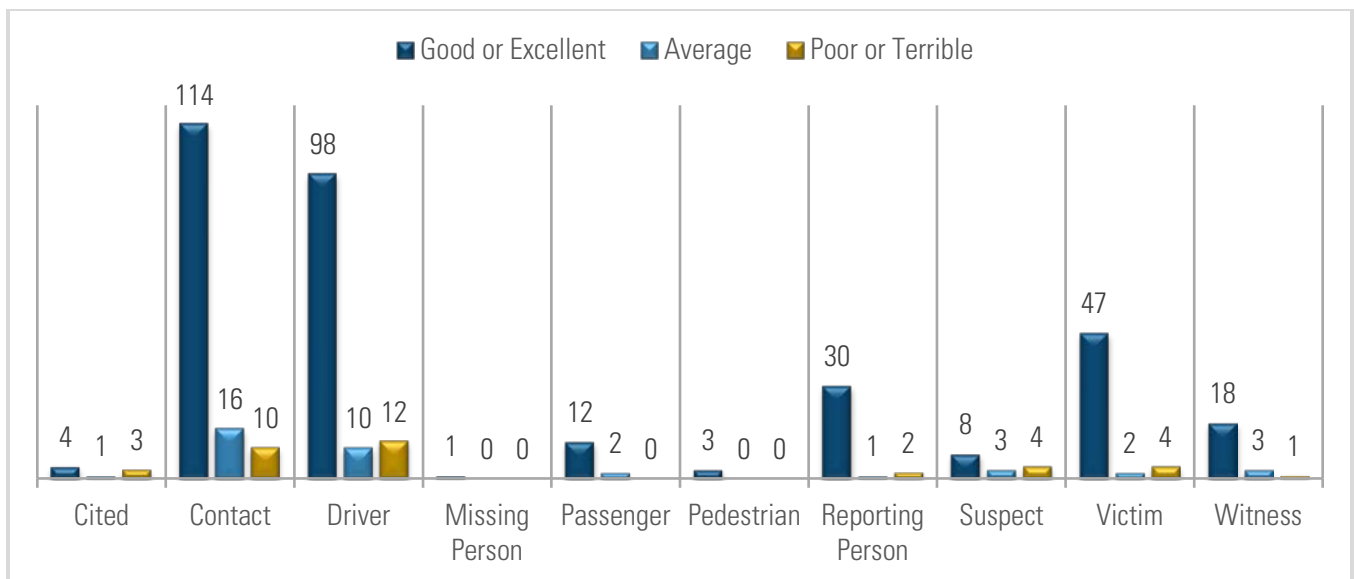
The majority of respondents **agree** that the officers they interacted with acted professionally and treated them with dignity and respect. Suspects, as well as those who were cited, tend to **disagree** more than other subject types that they were treated with dignity and respect.

Taking the whole experience into account, how satisfied are you with the way you were treated by the officer in this case?



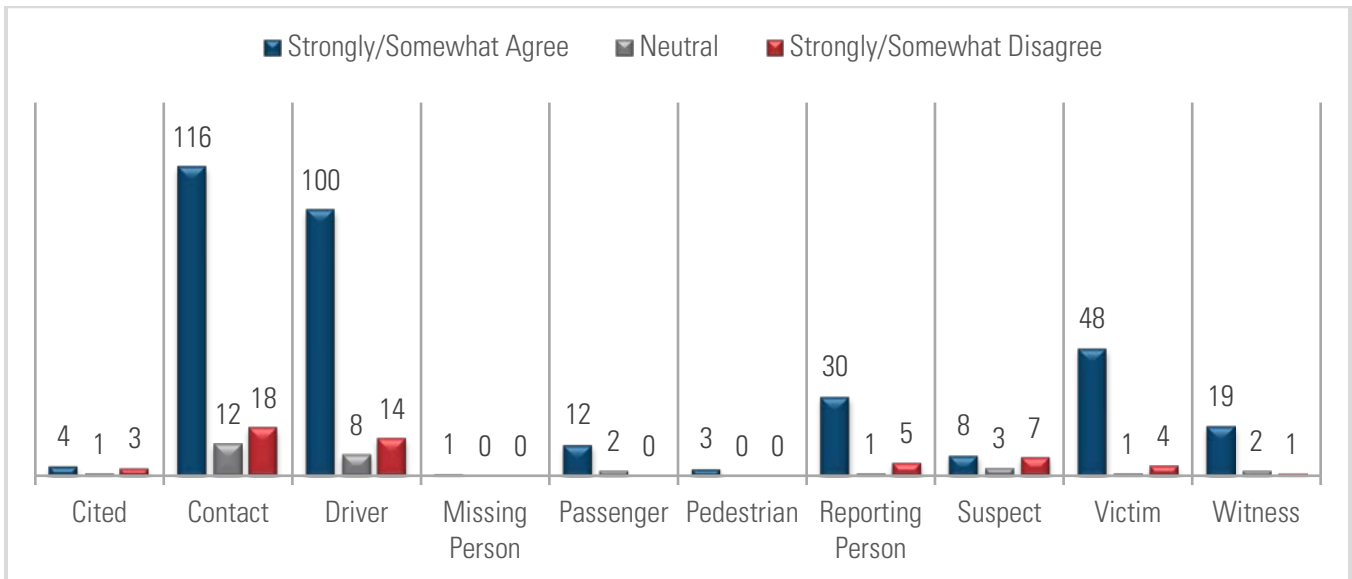
The majority of respondents are **satisfied** with the way they were treated by the officer they interacted with.

How well are the police who work in your neighborhood doing at treating people fairly regardless of who they are?



Most of the respondents indicate that the police in their neighborhood are doing a **good or excellent job**.

How much do you agree with the following statement? I have confidence that my police department can do its job well.

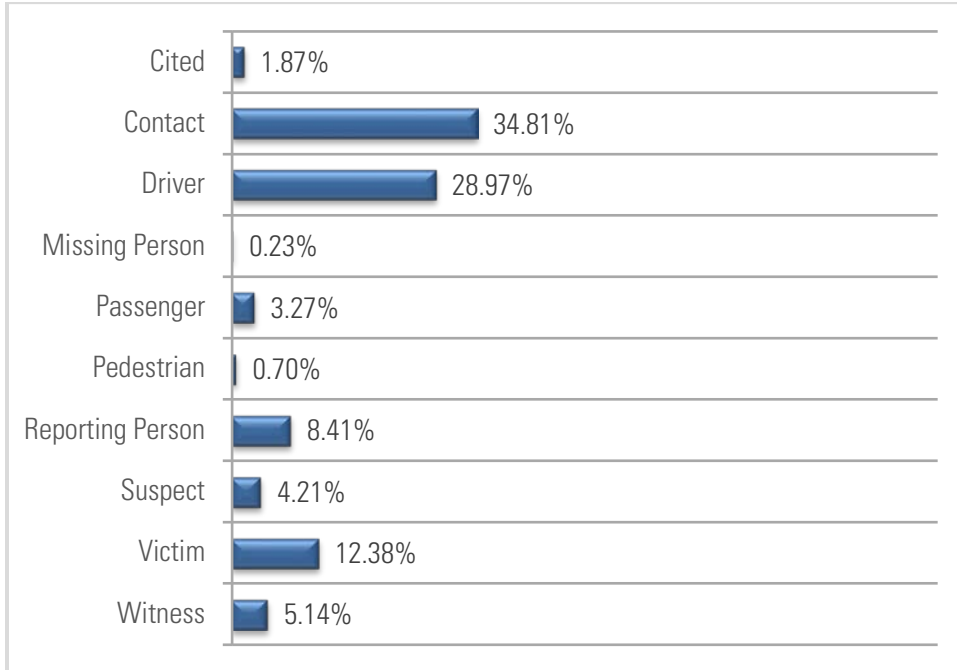


The majority of community members **strongly or somewhat agree** that they have confidence that the police department can do its job well.

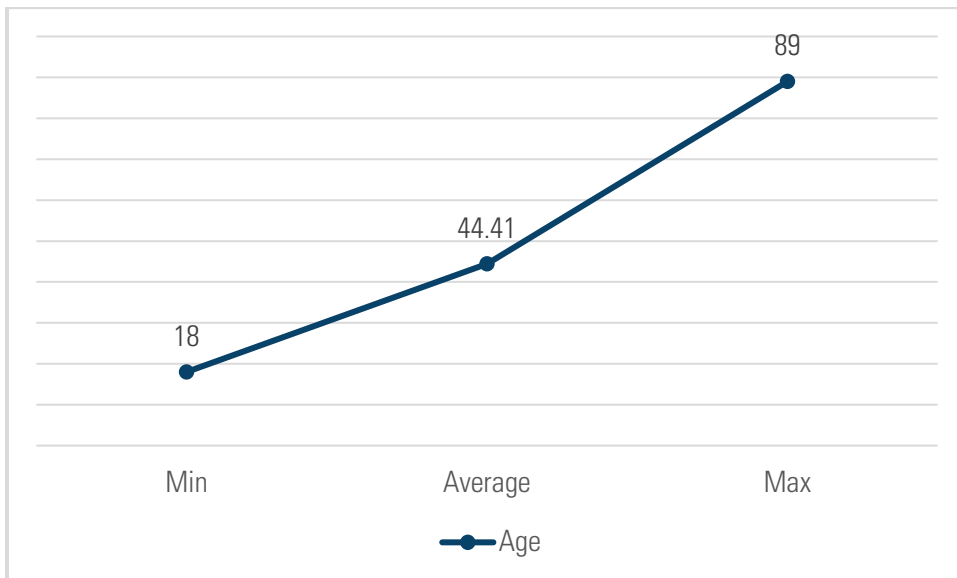
Demographics

The demographics of this survey represent the individuals that participated in the survey. They do not necessarily represent the demographics of the jurisdiction of the department.

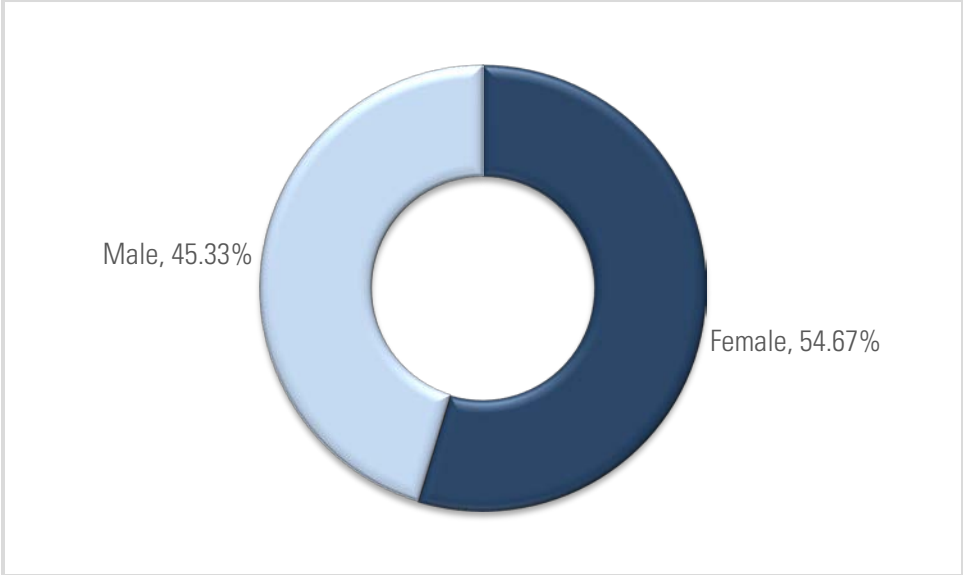
Subject Type:



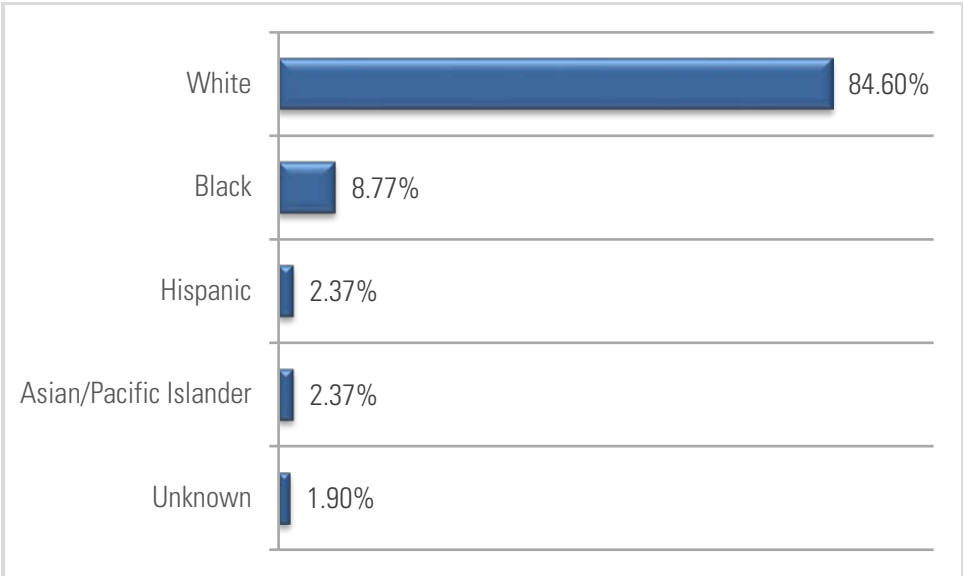
Age:



Gender:



Race:



APPENDIX

How much do you agree with the following statement regarding your interaction? The officer clearly explained the reason for his or her actions.	%	Count
Strongly agree	71.93%	305
Somewhat agree	13.68%	58
Neither agree nor disagree	2.83%	12
Somewhat disagree	3.77%	16
Strongly disagree	7.78%	33
Total	100.00%	424

How much do you agree with the following statement regarding your interaction? The officers acted professionally and you felt you were treated with dignity and respect.	%	Count
Strongly agree	82.20%	351
Somewhat agree	5.85%	25
Neither agree nor disagree	2.58%	11
Somewhat disagree	3.04%	13
Strongly disagree	6.32%	27
Total	100.00%	427

Taking the whole experience into account, how satisfied are you with the way you were treated by the officer in this case?	%	Count
Extremely satisfied	76.24%	324
Somewhat satisfied	7.53%	32
Neither satisfied nor dissatisfied	4.24%	18
Somewhat dissatisfied	4.24%	18
Extremely dissatisfied	7.76%	33
Total	100.00%	425

How well are the police who work in your neighborhood doing at treating people fairly regardless of who they are?	%	Count
Excellent	58.33%	238
Good	23.28%	95
Average	10.05%	41
Poor	4.17%	17
Terrible	4.17%	17
Total	100.00%	408

How much do you agree with the following statement: I have confidence that my police department can do its job well.	%	Count
Strongly agree	58.96%	250
Somewhat agree	21.46%	91
Neither agree nor disagree	7.31%	31
Somewhat disagree	4.48%	19
Strongly disagree	7.78%	33
Total	100.00%	424

Incident Type	%	Count
Accident	0.23%	1
Accident Hit and Run	1.17%	5
Accident Private Property	0.23%	1
Accident Property Damage	0.93%	4
Accident w/Injuries	0.70%	3
Adult Arrest Warrant	0.47%	2
Adult Arrested Person	0.93%	4
Alarm	0.23%	1
Animal Complaint/Disturbance	0.23%	1
Arrested Juvenile	0.23%	1
Assist Citizen	0.47%	2
Assist EMS/Fire	0.70%	3
ATL Person	0.47%	2
Bomb Incident	0.23%	1
Burglary Non-Residential	0.70%	3
Burglary Residential	3.74%	16
Check Person	9.81%	42
Check Property	1.40%	6
Civil Dispute	0.70%	3
CPS Info	0.23%	1
Crash	32.94%	141
Damage to Property	1.17%	5
Disorderly Conduct	0.70%	3
Disturbance	5.37%	23
Disturbance Unwanted Person	0.70%	3
Domestic Disturbance	4.44%	19
Drug Incident Overdose	0.70%	3
Fire Investigation	0.47%	2
Found Property	2.57%	11

Fraud	1.40%	6
Information	0.70%	3
Juvenile Arrest	0.23%	1
Juvenile Complaint	0.93%	4
Liquor Law/Bar Check	0.23%	1
Lost Property	0.23%	1
Missing Adult	0.47%	2
Missing Juvenile/Runaway	1.17%	5
Neighbor Trouble	0.70%	3
OMVWI Arrest/Intoxicated Driver	1.40%	6
Overdose	0.47%	2
Parking Complaint On Street	0.23%	1
Police Municipal	0.70%	3
Preserve the Peace	0.23%	1
Retail Theft	2.10%	9
Robbery Armed	0.47%	2
Robbery Strong Armed	0.93%	4
Stalking Complaint	0.70%	3
Stolen Auto	2.80%	12
Suspicious Person	1.17%	5
Suspicious Vehicle	0.70%	3
Theft	2.10%	9
Theft from Auto	0.70%	3
Threats Complaint	2.34%	10
Traffic	1.17%	5
Traffic Complaint/Investigation	0.23%	1
Unwanted Person	0.23%	1
Violation of Court Order	0.23%	1
Weapons Offense	1.40%	6
Weapons Offense Shots Fired	0.70%	3
Total	100.00%	428

Subject Type	%	Count
Cited	1.87%	8
Contact	34.81%	149
Driver	28.97%	124
Missing Person	0.23%	1
Passenger	3.27%	14
Pedestrian	0.70%	3
Reporting Person	8.41%	36
Suspect	4.21%	18
Victim	12.38%	53
Witness	5.14%	22
Total	100.00%	428

Gender	%	Count
Female	54.67%	234
Male	45.33%	194
Total	100.00%	428

Subject Type	%	Count
White	84.60%	357
Black	8.77%	37
Hispanic	2.37%	10
Asian/Pacific Islander	2.37%	10
Unknown	1.90%	8
Total	100.00%	422

Survey Statistics		
Survey Dates		Count
December 3, 2019 – January 26, 2020		430