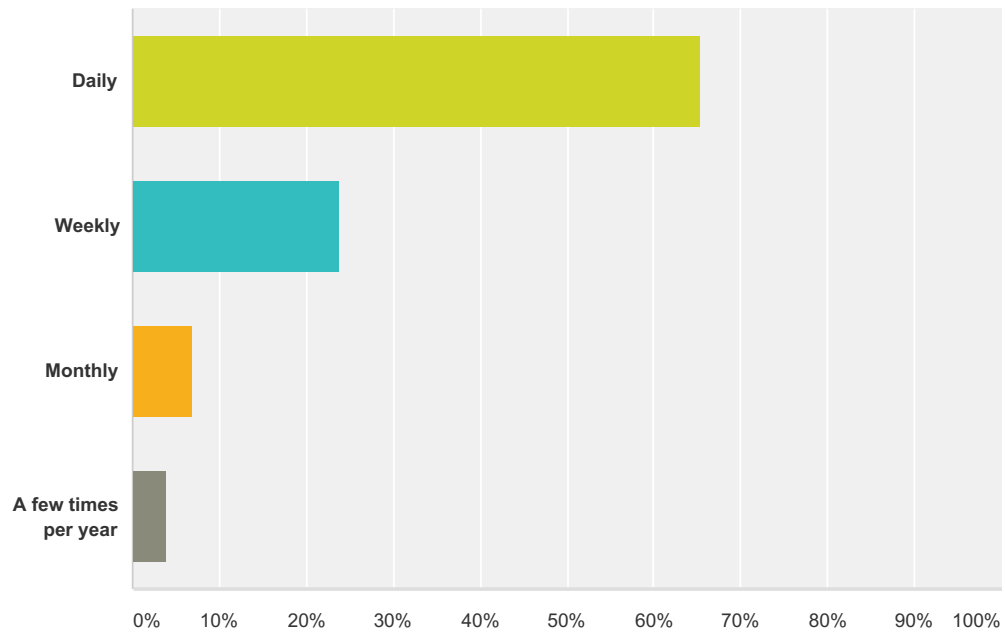


Q1 How often do you use Monroe Street to access destinations on Monroe Street?

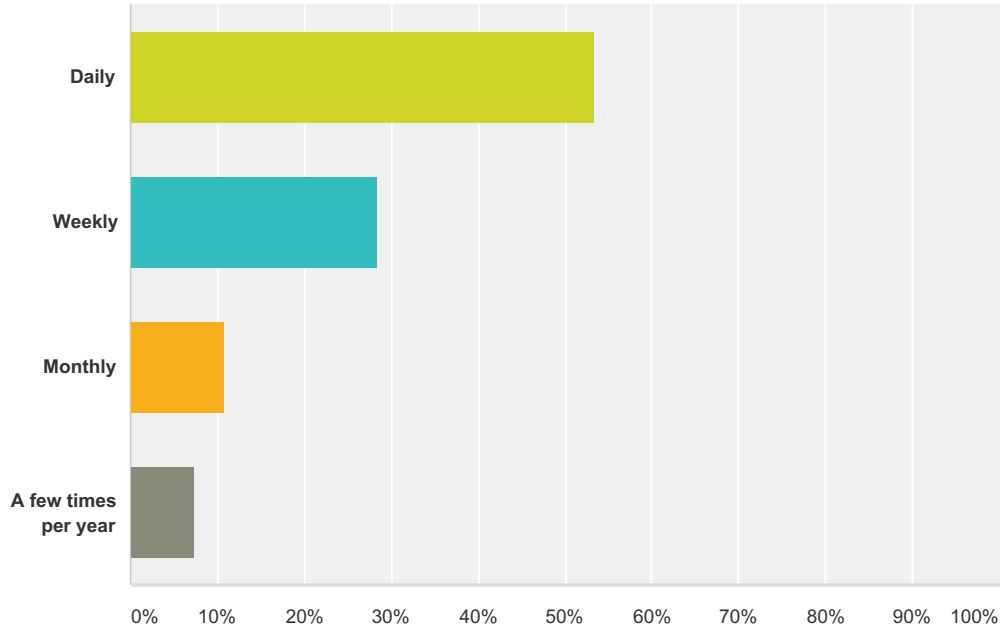
Answered: 2,767 Skipped: 12



Answer Choices	Responses
Daily	65.27% 1,806
Weekly	23.82% 659
Monthly	6.90% 191
A few times per year	4.01% 111
Total	2,767

Q2 How often do you pass through the Monroe Street corridor to access destinations not on Monroe Street?

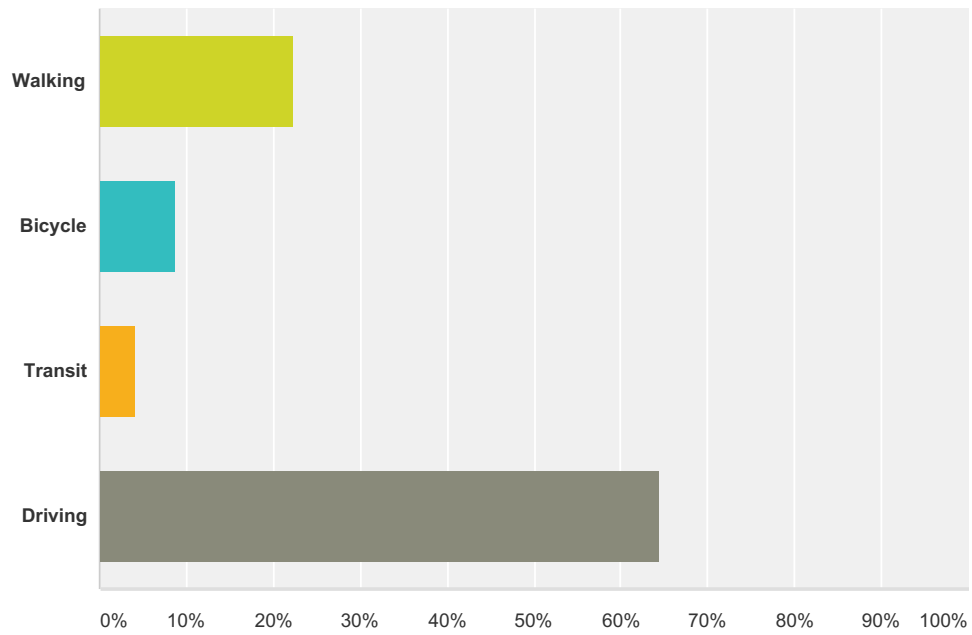
Answered: 2,768 Skipped: 11



Answer Choices	Responses	
Daily	53.50%	1,481
Weekly	28.36%	785
Monthly	10.77%	298
A few times per year	7.37%	204
Total		2,768

Q3 I primarily access destinations on Monroe Street by:

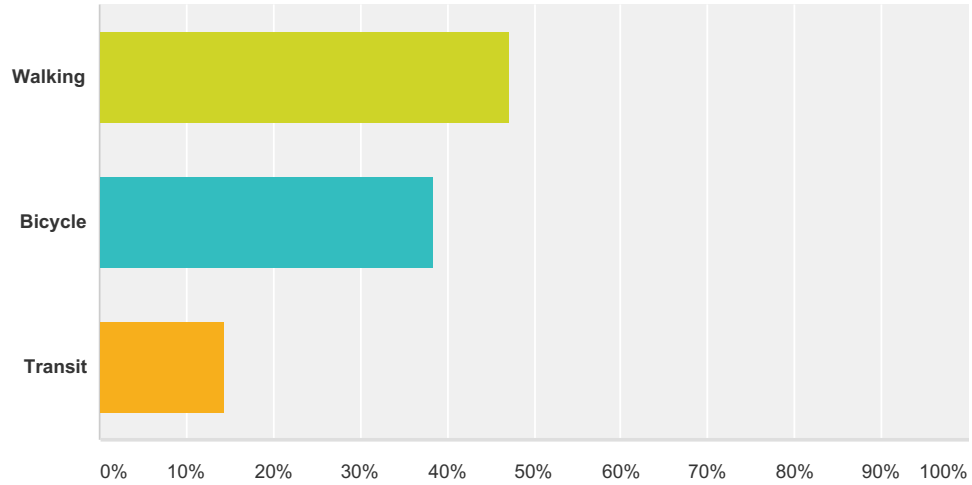
Answered: 2,771 Skipped: 8



Answer Choices	Responses
Walking	22.41% 621
Bicycle	8.81% 244
Transit	4.26% 118
Driving	64.53% 1,788
Total	2,771

Q4 Other than by car, how would you prefer to access destinations on Monroe Streets if conditions were improved? (Please choose one.)

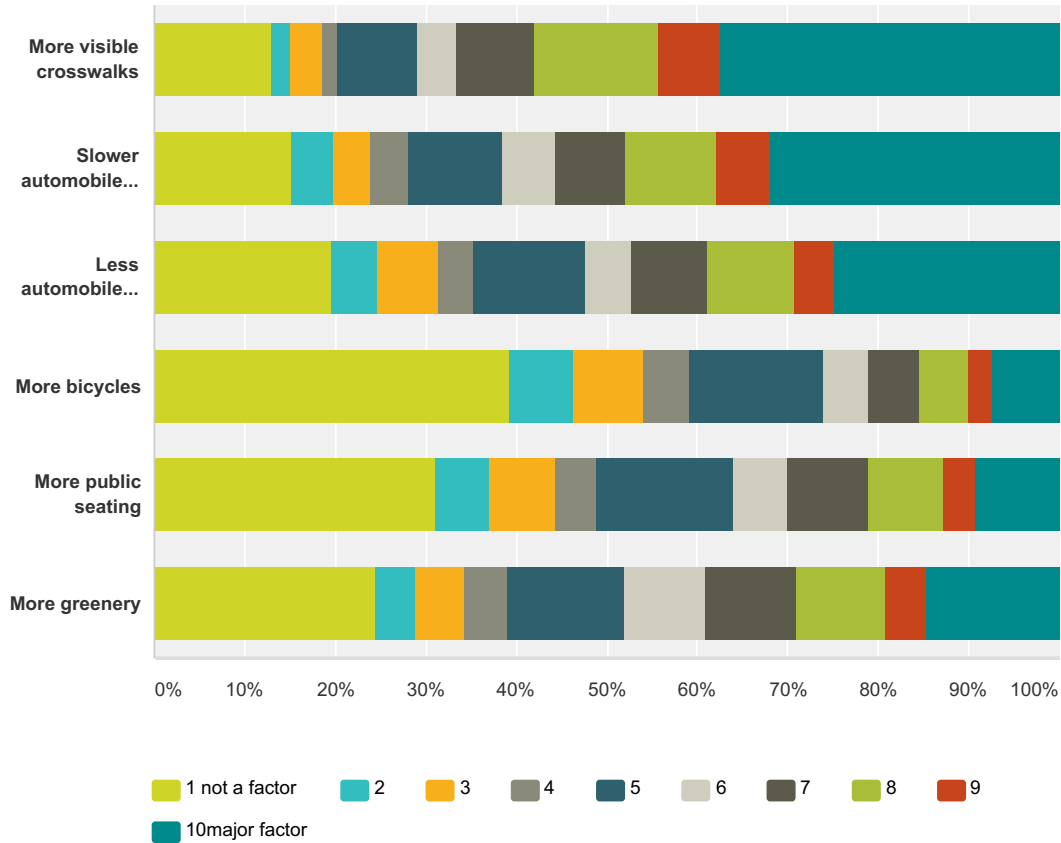
Answered: 2,674 Skipped: 105



Answer Choices	Responses
Walking	47.20% 1,262
Bicycle	38.33% 1,025
Transit	14.47% 387
Total	2,674

Q5 What strategies would encourage you to access destinations on Monroe Street via walking? One a scale of 1 to 10, where 1= not a factor and 10= a major factor, please indicate how much each of the following strategies would encourage you to walk to destinations on Monroe Street.

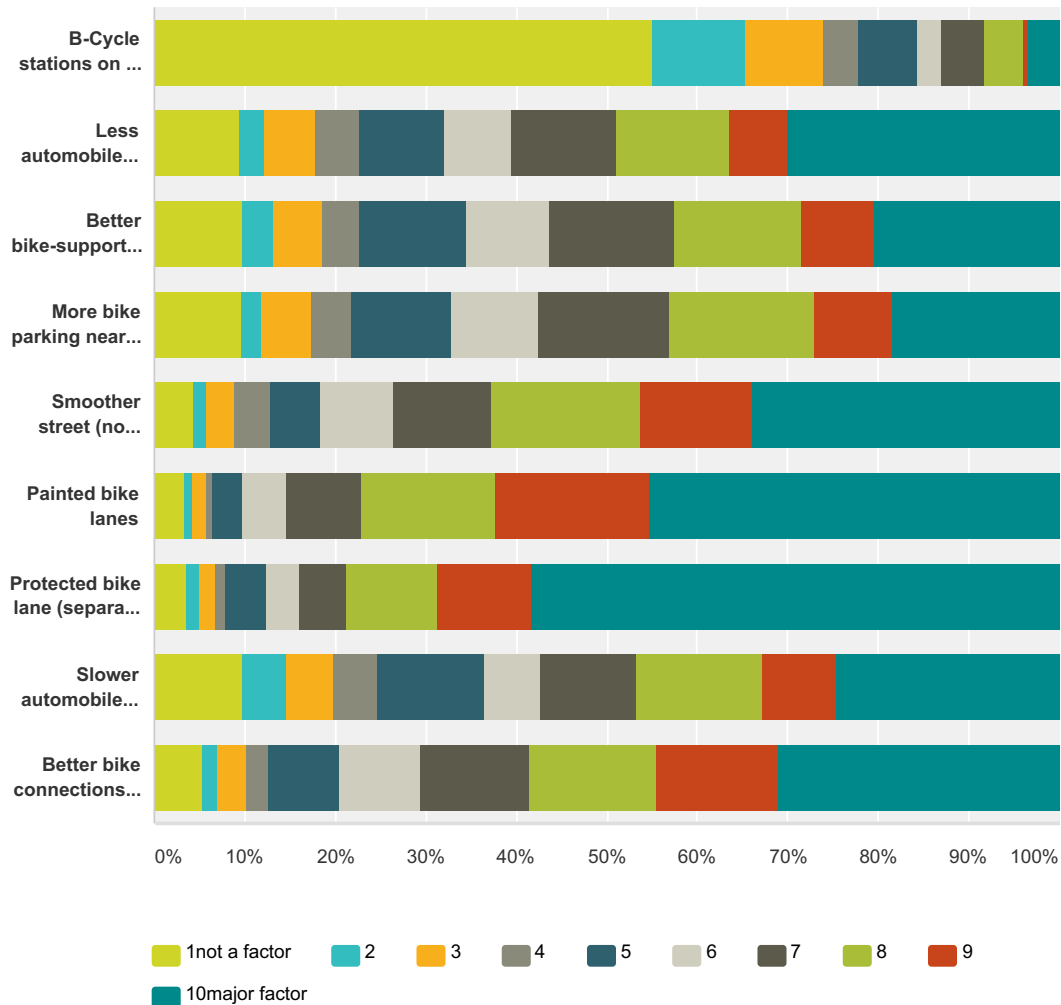
Answered: 1,268 Skipped: 1,511



	1 not a factor	2	3	4	5	6	7	8	9	10major factor	Total
More visible crosswalks	13.06% 165	1.98% 25	3.56% 45	1.66% 21	8.79% 111	4.35% 55	8.63% 109	13.70% 173	6.73% 85	37.53% 474	1,263
Slower automobile traffic	15.23% 192	4.52% 57	4.04% 51	4.28% 54	10.47% 132	5.79% 73	7.85% 99	9.99% 126	6.03% 76	31.80% 401	1,261
Less automobile traffic	19.65% 246	5.03% 63	6.79% 85	3.83% 48	12.30% 154	5.11% 64	8.39% 105	9.66% 121	4.39% 55	24.84% 311	1,252
More bicycles	39.26% 488	7.08% 88	7.80% 97	4.99% 62	14.88% 185	4.99% 62	5.55% 69	5.47% 68	2.57% 32	7.40% 92	1,243
More public seating	31.10% 390	5.90% 74	7.26% 91	4.70% 59	14.91% 187	6.06% 76	9.01% 113	8.29% 104	3.51% 44	9.25% 116	1,254
More greenery	24.36% 306	4.46% 56	5.41% 68	4.86% 61	12.82% 161	8.92% 112	10.03% 126	9.95% 125	4.54% 57	14.65% 184	1,256

Q6 What strategies would encourage you to access destinations on Monroe Street via bicycle? On a scale of 1 to 10, where 1= not a factor and 10= a major factor, please indicate how much each of the following strategies would encourage you to bicycle to destinations on Monroe Street.

Answered: 988 Skipped: 1,791

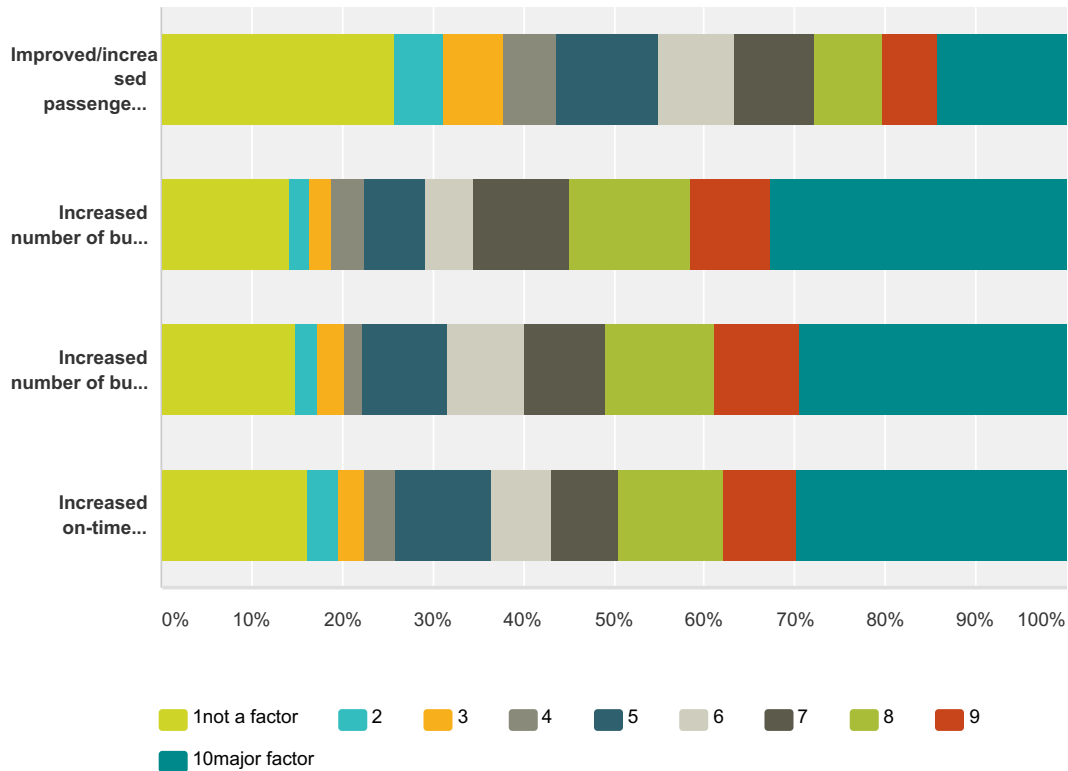


	1not a factor	2	3	4	5	6	7	8	9	10major factor	Total
B-Cycle stations on or adjacent to Monroe Street	55.17% 534	10.23% 99	8.47% 82	3.93% 38	6.51% 63	2.58% 25	4.86% 47	4.34% 42	0.52% 5	3.41% 33	968
Less automobile traffic	9.46% 92	2.67% 26	5.65% 55	4.93% 48	9.35% 91	7.50% 73	11.61% 113	12.33% 120	6.37% 62	30.11% 293	973
Better bike-supportive signage	9.89% 96	3.30% 32	5.36% 52	4.02% 39	11.84% 115	9.37% 91	13.70% 133	14.01% 136	8.03% 78	20.49% 199	971
More bike parking near destinations	9.66% 94	2.16% 21	5.65% 55	4.32% 42	11.10% 108	9.56% 93	14.39% 140	16.14% 157	8.63% 84	18.40% 179	973

Smoother street (no potholes and cracks)	4.41% 43	1.33% 13	2.98% 29	4.11% 40	5.65% 55	8.01% 78	10.88% 106	16.43% 160	12.32% 120	33.88% 330	974
Painted bike lanes	3.38% 33	0.92% 9	1.43% 14	0.61% 6	3.38% 33	4.92% 48	8.09% 79	14.86% 145	17.01% 166	45.39% 443	976
Protected bike lane (separated from traffic)	3.69% 36	1.23% 12	1.95% 19	1.03% 10	4.62% 45	3.49% 34	5.33% 52	9.95% 97	10.46% 102	58.26% 568	975
Slower automobile traffic	9.87% 96	4.83% 47	5.14% 50	4.83% 47	11.72% 114	6.37% 62	10.48% 102	13.98% 136	8.12% 79	24.67% 240	973
Better bike connections from nearby bike paths	5.31% 52	1.74% 17	3.17% 31	2.35% 23	7.87% 77	8.99% 88	12.05% 118	13.99% 137	13.38% 131	31.15% 305	979

Q7 What strategies would encourage you to access destinations on Monroe Street via transit? On a scale of 1 to 10, where 1= not a factor and 10= a major factor, please indicate how much each of the following strategies would encourage you to take the bus to Monroe Street.

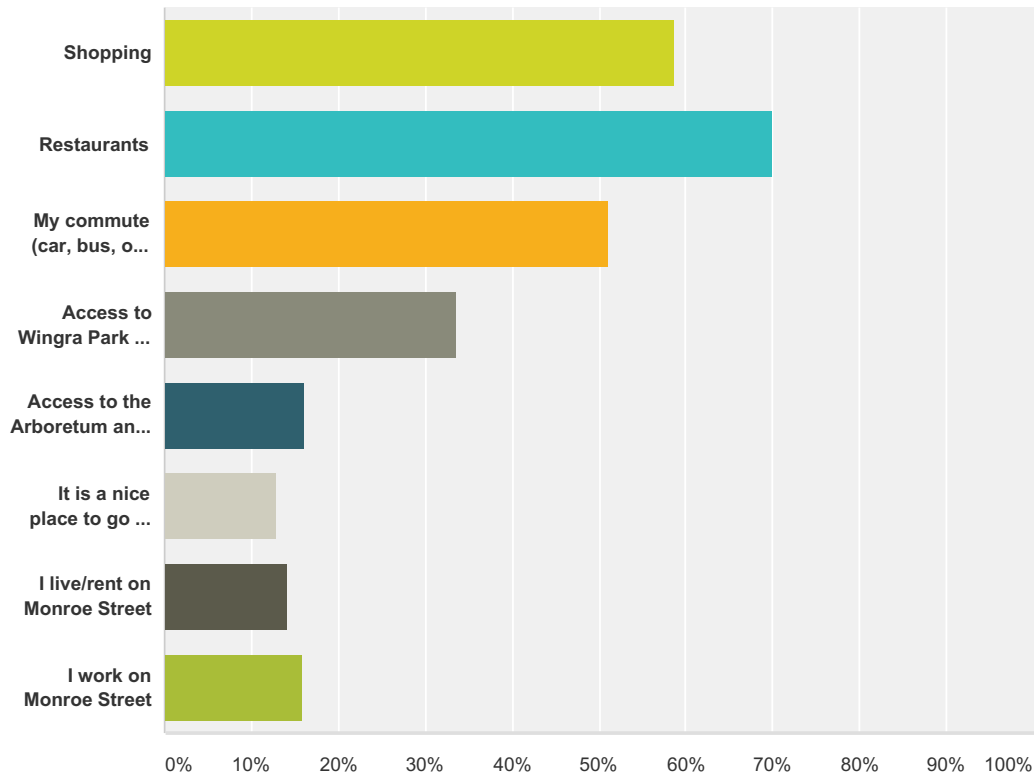
Answered: 353 Skipped: 2,426



	1not a factor	2	3	4	5	6	7	8	9	10major factor	Total
Improved/increased passenger amenities at Monroe Street bus stops	25.93% 91	5.41% 19	6.55% 23	5.70% 20	11.40% 40	8.26% 29	8.83% 31	7.69% 27	5.98% 21	14.25% 50	351
Increased number of bus trips (to existing destinations) serving Monroe Street	14.20% 50	2.27% 8	2.27% 8	3.69% 13	6.82% 24	5.11% 18	10.80% 38	13.35% 47	8.81% 31	32.67% 115	352
Increased number of bus routes (to new destinations) serving Monroe Street	14.86% 52	2.29% 8	3.14% 11	2.00% 7	9.43% 33	8.29% 29	9.14% 32	12.00% 42	9.43% 33	29.43% 103	350
Increased on-time performance, or improved travel time, of buses serving Monroe Street	16.24% 57	3.42% 12	2.85% 10	3.42% 12	10.54% 37	6.55% 23	7.41% 26	11.68% 41	7.98% 28	29.91% 105	351

Q8 What typically brings you to Monroe Street? Please choose up to three (3) options.

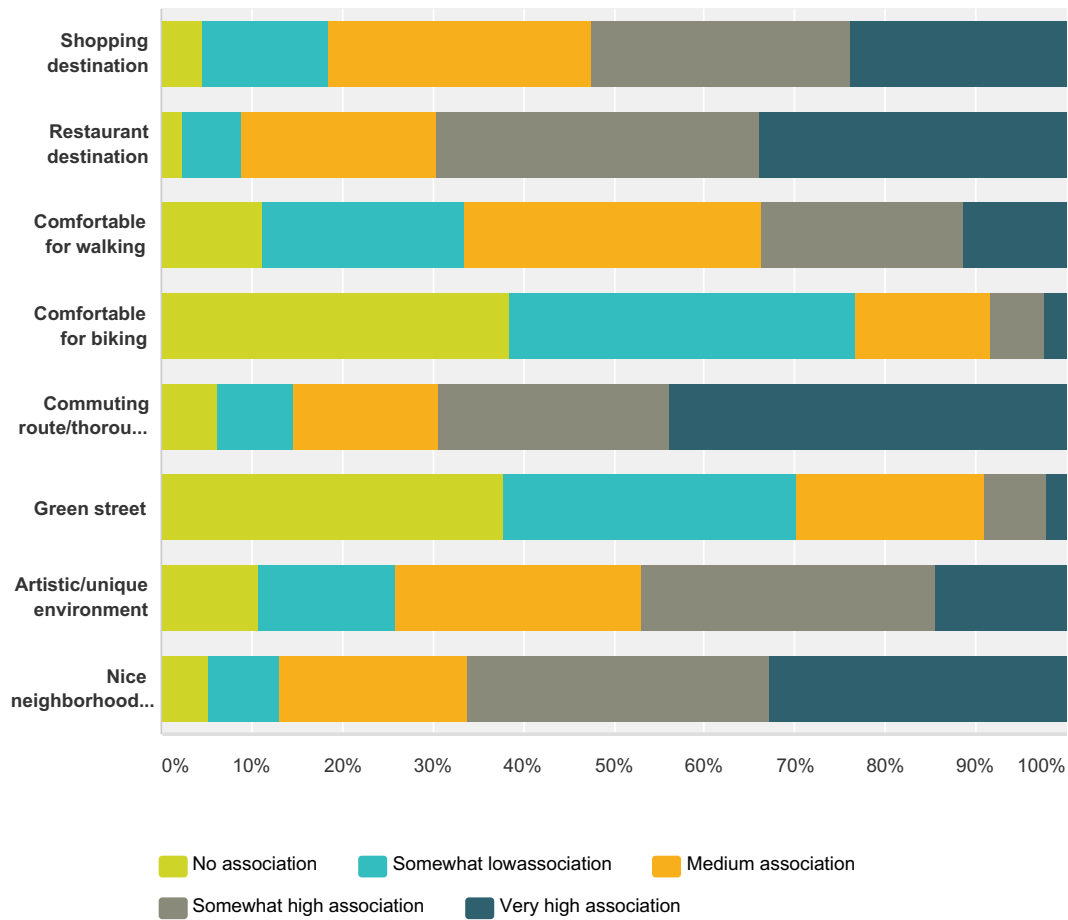
Answered: 2,569 Skipped: 210



Answer Choices	Responses
Shopping	58.66% 1,507
Restaurants	69.87% 1,795
My commute (car, bus, or bike)	51.23% 1,316
Access to Wingra Park and its amenities	33.71% 866
Access to the Arboretum and its amenities	16.04% 412
It is a nice place to go for a walk	12.96% 333
I live/rent on Monroe Street	14.13% 363
I work on Monroe Street	15.92% 409
Total Respondents: 2,569	

Q9 What qualities do you currently associate with Monroe Street?

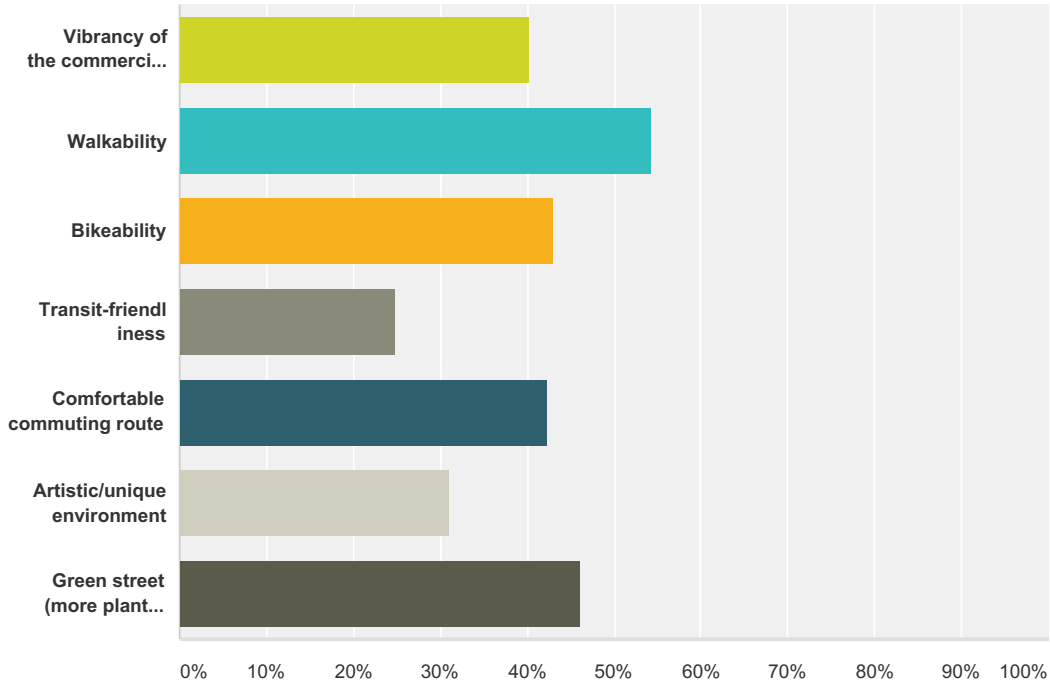
Answered: 2,570 Skipped: 209



	No association	Somewhat low association	Medium association	Somewhat high association	Very high association	Total
Shopping destination	4.58% 116	13.83% 350	29.16% 738	28.57% 723	23.86% 604	2,531
Restaurant destination	2.32% 59	6.42% 163	21.79% 553	35.50% 901	33.96% 862	2,538
Comfortable for walking	11.24% 282	22.21% 557	32.81% 823	22.33% 560	11.40% 286	2,508
Comfortable for biking	38.43% 962	38.35% 960	14.78% 370	5.95% 149	2.48% 62	2,503
Commuting route/thoroughfare	6.19% 157	8.51% 216	15.96% 405	25.42% 645	43.91% 1,114	2,537
Green street	37.94% 944	32.23% 802	20.78% 517	6.79% 169	2.25% 56	2,488
Artistic/unique environment	10.90% 275	14.98% 378	27.19% 686	32.58% 822	14.35% 362	2,523
Nice neighborhood feel	5.19% 132	7.75% 197	20.92% 532	33.27% 846	32.87% 836	2,543

Q10 Please choose up to three (3) qualities that you would most like to see improved and/or invested in as part of the reconstruction process.

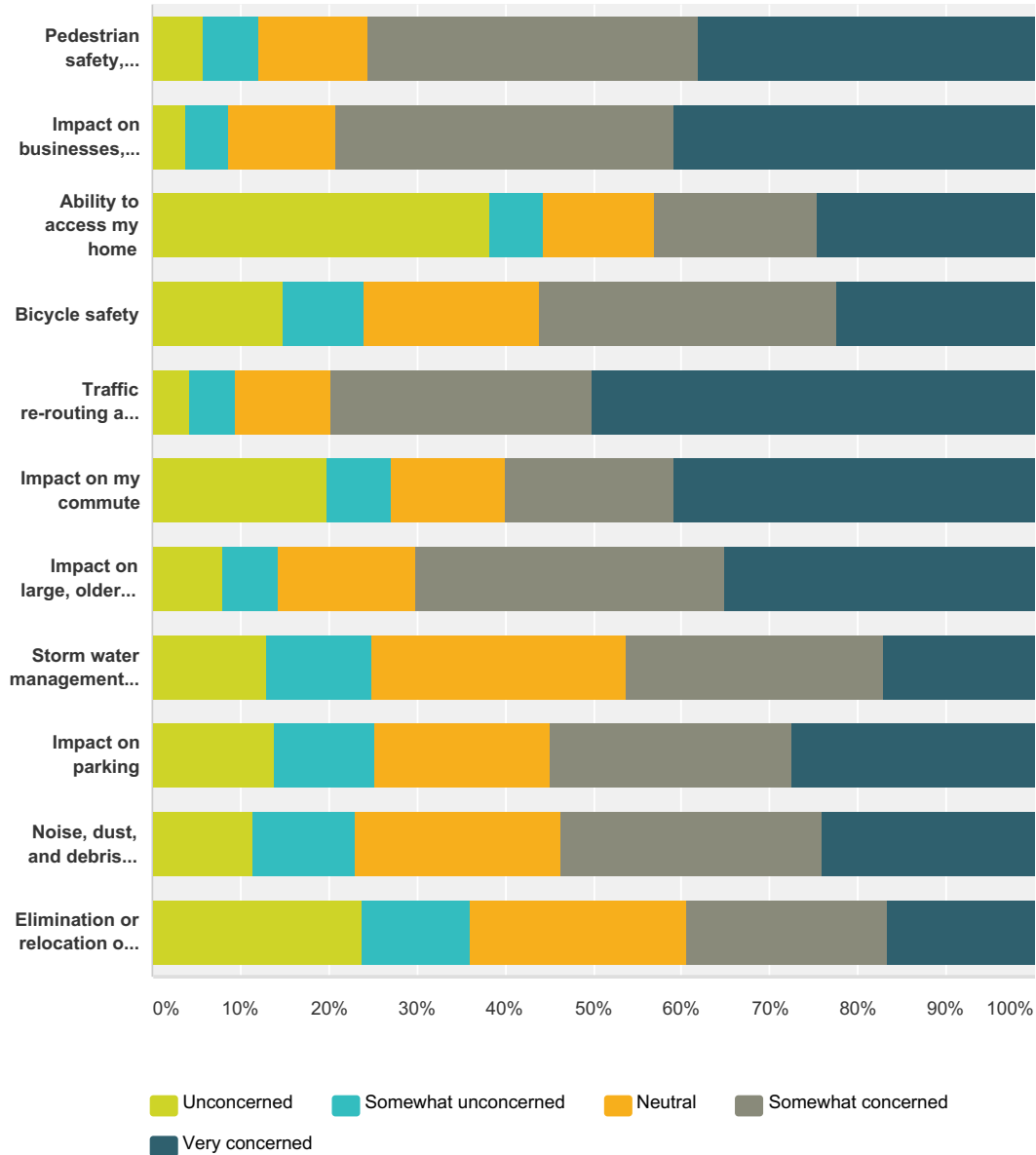
Answered: 2,557 Skipped: 222



Answer Choices	Responses
Vibrancy of the commercial districts	40.24% 1,029
Walkability	54.28% 1,388
Bikeability	43.02% 1,100
Transit-friendliness	24.83% 635
Comfortable commuting route	42.39% 1,084
Artistic/unique environment	31.05% 794
Green street (more plant life and sustainable design)	46.19% 1,181
Total Respondents: 2,557	

Q12 What are your concerns regarding the eight-month reconstruction of Monroe Street (April-November 2018)?

Answered: 2,478 Skipped: 301

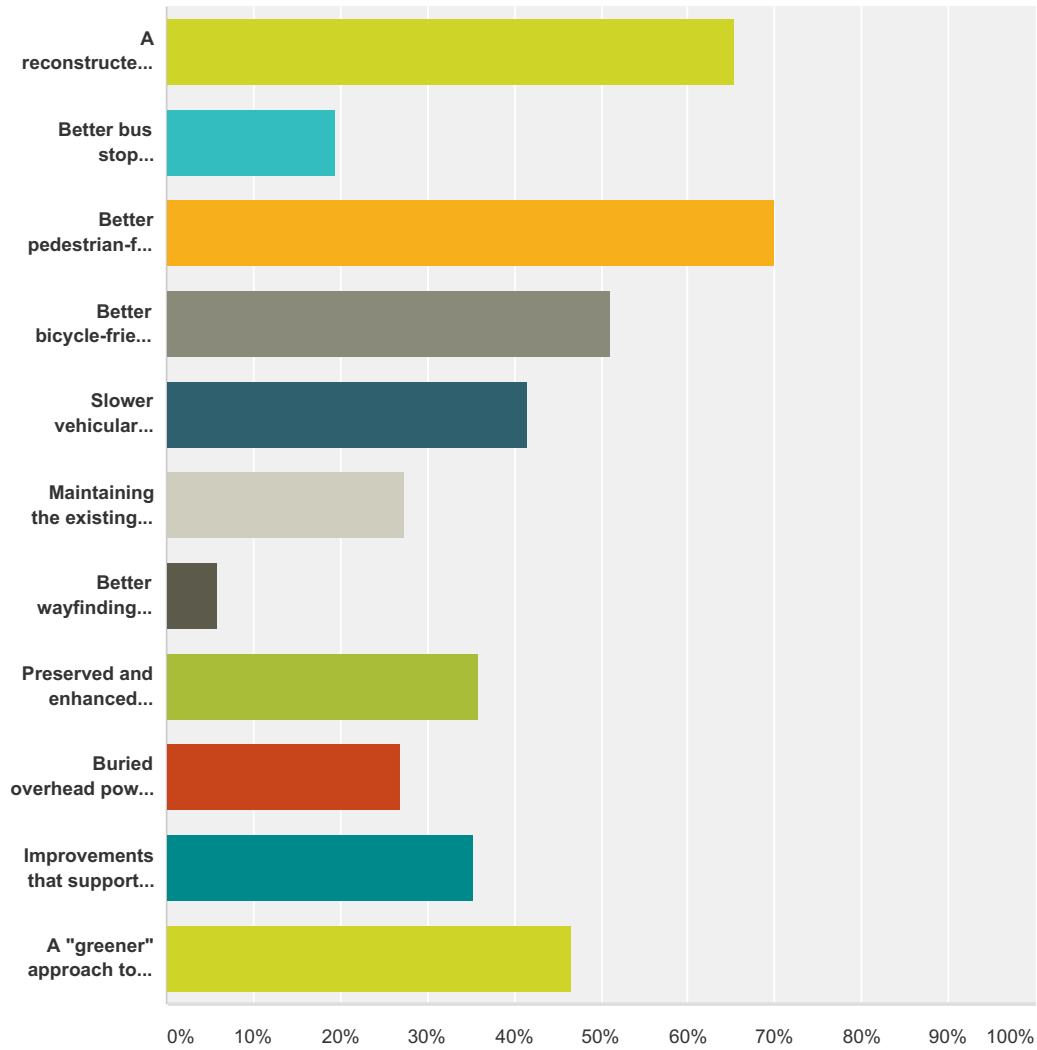


	Unconcerned	Somewhat unconcerned	Neutral	Somewhat concerned	Very concerned	Total
Pedestrian safety, including ability to access sidewalks and bus stops	5.79% 142	6.28% 154	12.35% 303	37.51% 920	38.08% 934	2,453
Impact on businesses, including ability to access businesses	3.82% 94	4.72% 116	12.32% 303	38.29% 942	40.85% 1,005	2,460
Ability to access my home	38.32% 928	5.99% 145	12.59% 305	18.46% 447	24.65% 597	2,422

Bicycle safety	14.85% 361	9.21% 224	19.87% 483	33.53% 815	22.54% 548	2,431
Traffic re-routing and diversion, including impact on neighborhood streets	4.14% 102	5.24% 129	10.76% 265	29.73% 732	50.12% 1,234	2,462
Impact on my commute	19.83% 484	7.17% 175	13.11% 320	18.97% 463	40.93% 999	2,441
Impact on large, older trees in the terrace	7.96% 195	6.24% 153	15.67% 384	34.98% 857	35.14% 861	2,450
Storm water management during reconstruction	12.94% 316	11.83% 289	28.99% 708	29.20% 713	17.04% 416	2,442
Impact on parking	13.85% 339	11.40% 279	19.90% 487	27.46% 672	27.38% 670	2,447
Noise, dust, and debris caused by heavy machinery	11.51% 282	11.56% 283	23.27% 570	29.64% 726	24.01% 588	2,449
Elimination or relocation of Metro Transit routes and stops	23.76% 582	12.29% 301	24.53% 601	22.73% 557	16.69% 409	2,450

Q13 Please choose up to five (5) priorities regarding what you believe is most important to achieve as a result of the reconstruction of Monroe Street.

Answered: 2,470 Skipped: 309

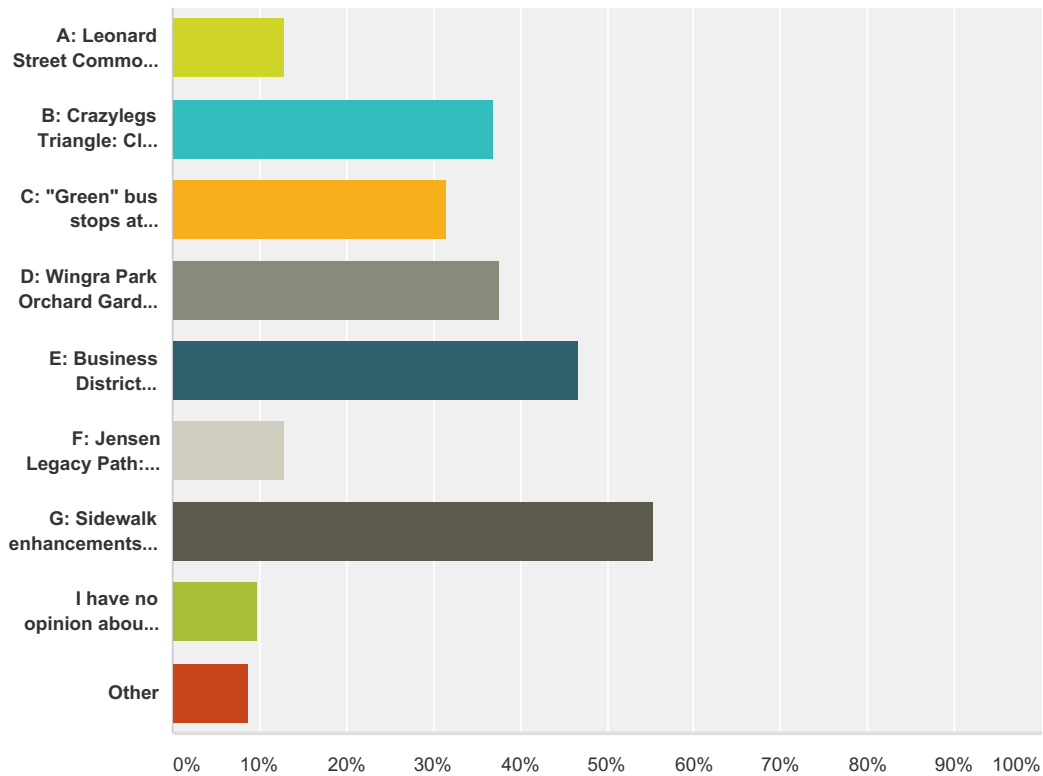


Answer Choices	Responses
A reconstructed street, free of cracks and potholes	65.30% 1,613
Better bus stop infrastructure	19.35% 478
Better pedestrian-friendliness and safety	69.88% 1,726
Better bicycle-friendliness and safety	51.13% 1,263
Slower vehicular traffic	41.50% 1,025
Maintaining the existing street design and traffic flow	27.25% 673
Better wayfinding signage such as maps and kiosks to direct people to points of interest	5.91% 146

Preserved and enhanced historic and cultural resources	35.91%	887
Buried overhead power lines in the business/commercial districts	27.00%	667
Improvements that support community interaction and expression, such as benches and art installations	35.34%	873
A "greener" approach to storm water management that uses environmentally sustainable tools such as native plantings and permeable pavers	46.48%	1,148
Total Respondents: 2,470		

Q14 "Placemaking" refers to planning, design and other activities that capitalize on a local community's assets and create welcoming public spaces. Many specific opportunities have been identified by city staff and residents along the Monroe Street corridor. Potential projects with specific locations are noted on the map above. Please choose up to three (3) projects that you would like to see advanced during the Monroe Street reconstruction:

Answered: 2,429 Skipped: 350

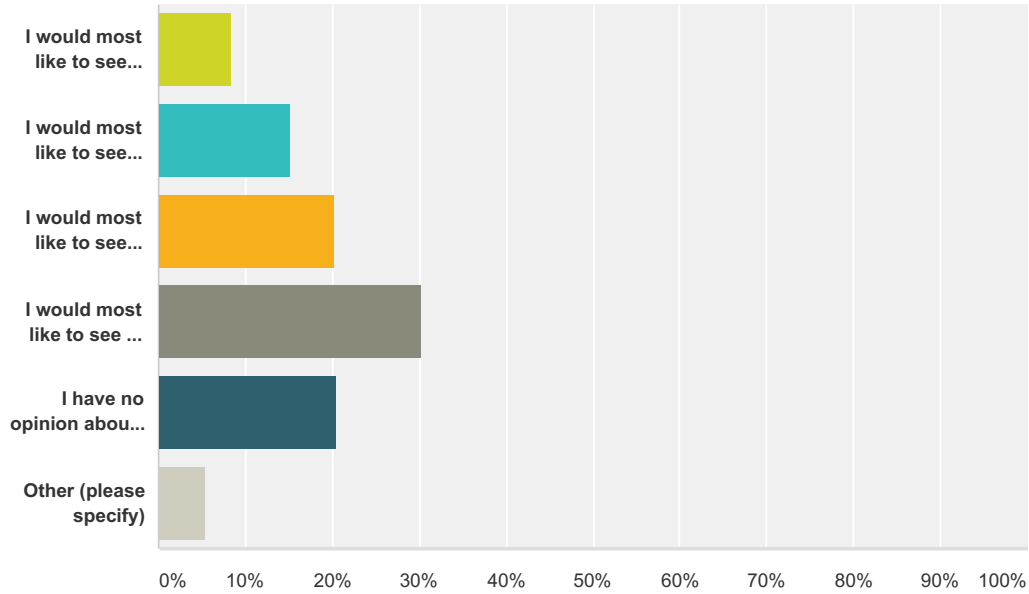


Answer Choices	Responses
A: Leonard Street Commons: Plantings and other landscaping enhancements in the Leonard Street Commons area directly across from the Edgewood College driveway.	13.01% 316
B: Crazylegs Triangle: Close Crazy Legs Lane and provide additional enhancements such as landscaping, seating, and flexible open space for community use. This would also include gateway signage welcoming people to Monroe Street.	36.89% 896
C: "Green" bus stops at various locations along Monroe Street that incorporate and demonstrate sustainable features such as solar panels, recycled materials, native plantings, a green roof, etc.	31.45% 764

D: Wingra Park Orchard Garden: Provide green space, seating, and other enhancements to the orchard garden and the pedestrian/bike path entrance on Monroe Street (across from Bud's Auto Repair, to the east of the intersection with Commonwealth Avenue).	37.55% 912
E: Business District Enhancements: Add seating, planters, banners, decorative lamp posts and other amenities in the three business districts along Monroe Street.	46.69% 1,134
F: Jensen Legacy Path: Install in-sidewalk markers to identify the Jensen Legacy Path, a historic walking tour linking to historic landmarks in the neighborhood (the Kenneth Jensen Wheeler Memorial Council Ring (1935) and the Glenwood Children's Park (1949)).	12.97% 315
G: Sidewalk enhancements: Increase the width of the sidewalk from Wingra Park to Edgewood College Drive to make more room for pedestrians and bicyclists.	55.25% 1,342
I have no opinion about placemaking projects on Monroe Street.	9.72% 236
Other	8.73% 212
Total Respondents: 2,429	

Q15 Please choose the statement you most agree with regarding potential bicycle enhancements on Monroe Street.

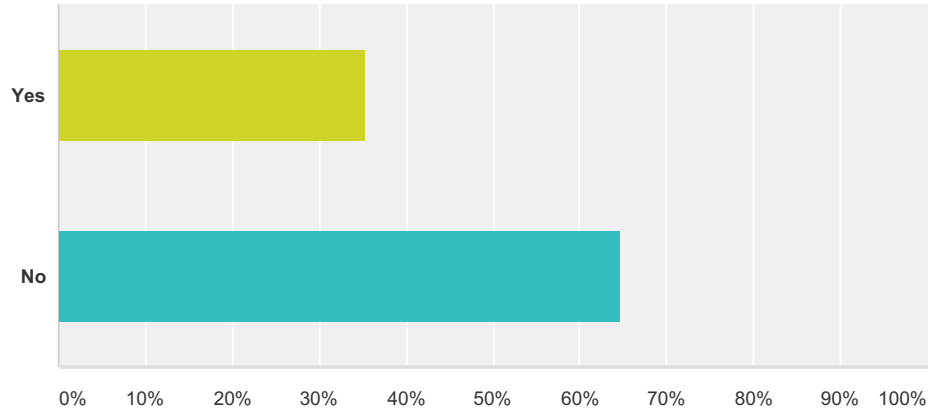
Answered: 2,390 Skipped: 389



Answer Choices	Responses
I would most like to see additional bike parking near businesses and other destinations on Monroe Street.	8.28% 198
I would most like to see designated on-street bicycle accommodations installed on Monroe Street. (Note: designated bicycle accommodations on Monroe Street would require closing both rush hour traffic lanes and removing parking spaces in certain locations.)	15.31% 366
I would most like to see better bicycle connections made from existing adjacent bike paths to destinations on Monroe Street.	20.17% 482
I would most like to see a bike path through Wingra Park that connects Edgewood Drive to Arbor Drive.	30.33% 725
I have no opinion about bicycle enhancements on or adjacent to Monroe Street.	20.54% 491
Other (please specify)	5.36% 128
Total	2,390

Q16 Would you support adding bike lanes on Monroe Street if it involved removing approximately half of the parking along Monroe Street and closing the rush hour travel lanes?

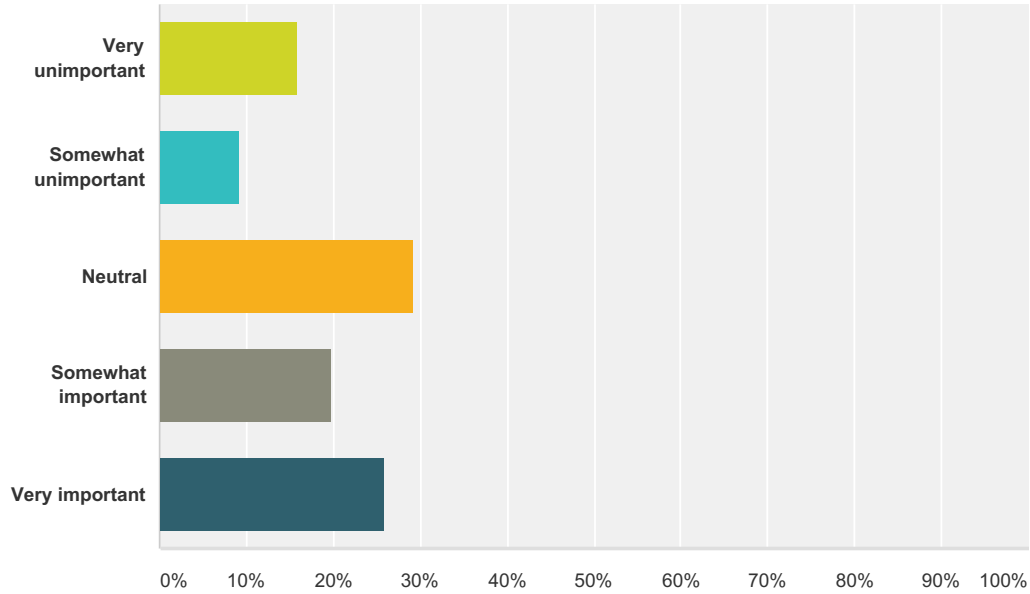
Answered: 2,336 Skipped: 443



Answer Choices	Responses	
Yes	35.27%	824
No	64.73%	1,512
Total		2,336

Q17 How important is it to you that Metro Transit buses continue to operate the same level of service (frequency of stops, number of routes/trips) along Monroe Street after reconstruction?

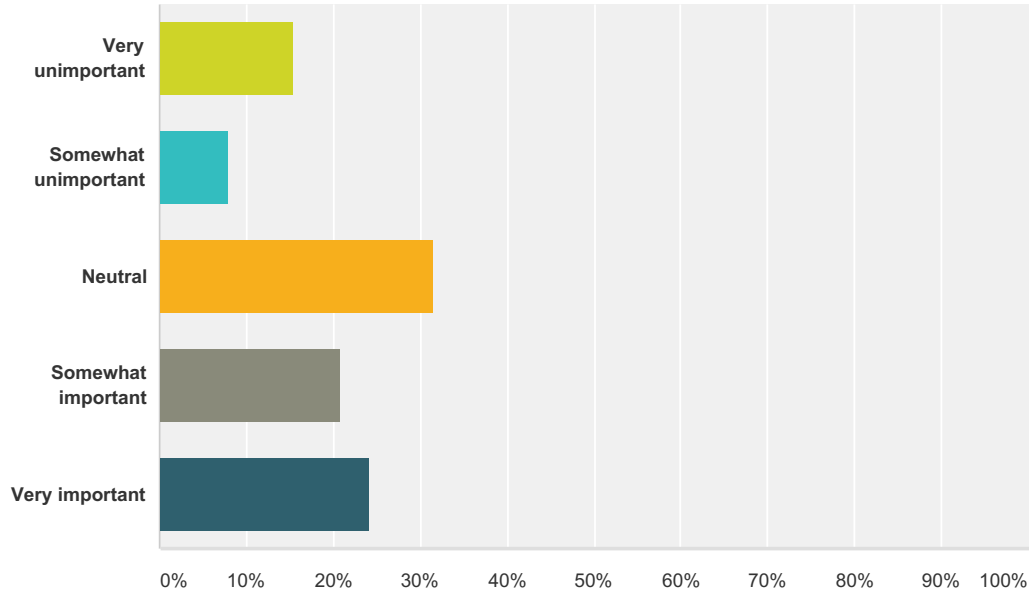
Answered: 2,419 Skipped: 360



Answer Choices	Responses	
Very unimportant	15.87%	384
Somewhat unimportant	9.18%	222
Neutral	29.23%	707
Somewhat important	19.80%	479
Very important	25.92%	627
Total		2,419

Q18 How important is it to you that Metro Transit buses maintain, or improve, their current travel times and on-time performance after reconstruction?

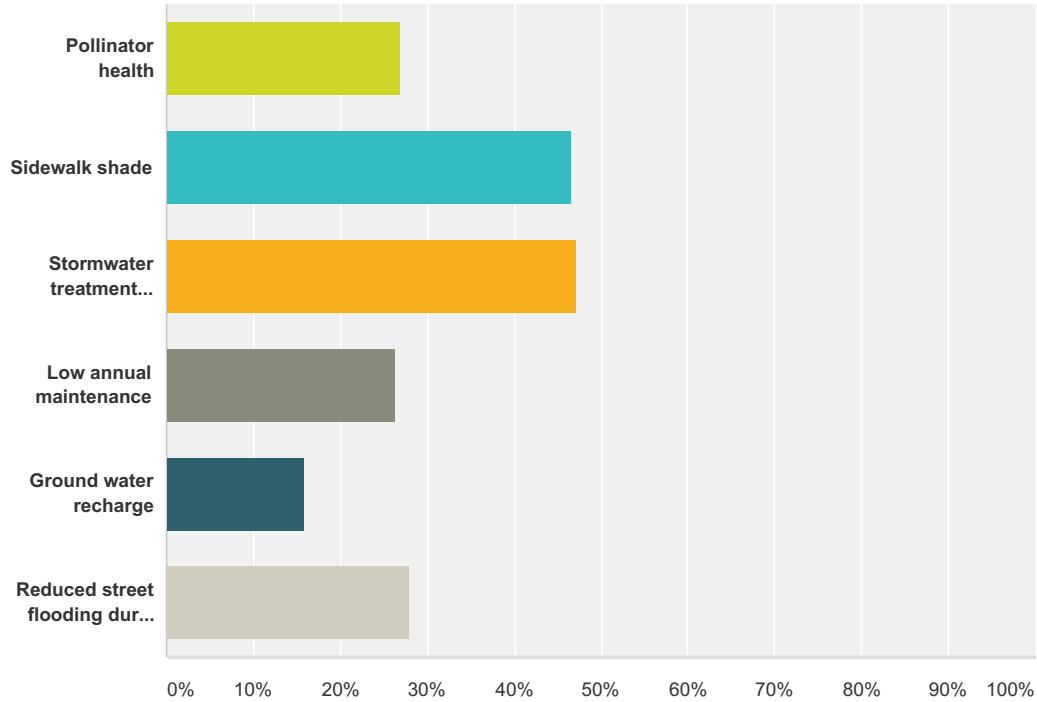
Answered: 2,410 Skipped: 369



Answer Choices	Responses
Very unimportant	15.39% 371
Somewhat unimportant	8.01% 193
Neutral	31.62% 762
Somewhat important	20.79% 501
Very important	24.19% 583
Total	2,410

Q19 There are many landscaping options for the Monroe Street terraces (the space between the curb and the sidewalk). Please indicate your top two (2) priorities for this projects' landscaping efforts.

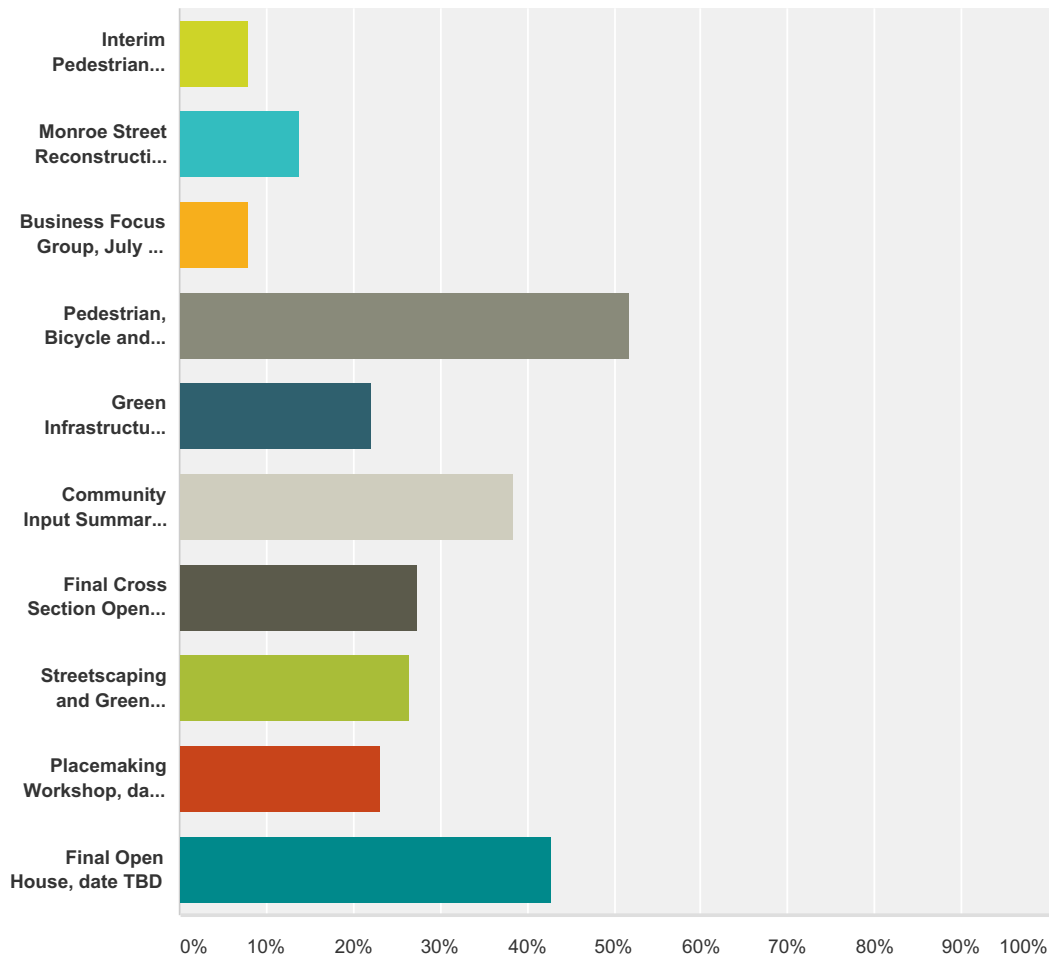
Answered: 2,320 Skipped: 459



Answer Choices	Responses
Pollinator health	26.85% 623
Sidewalk shade	46.51% 1,079
Stormwater treatment (phosphorus and sediment trapping)	47.16% 1,094
Low annual maintenance	26.34% 611
Ground water recharge	15.82% 367
Reduced street flooding during intense rain storms	28.02% 650
Total Respondents: 2,320	

Q21 Have you attended, or do you plan on attending, any of the public engagement meetings for the Monroe Street Reconstruction planning process? Please select any meeting(s) you have attended or plan to attend.

Answered: 864 Skipped: 1,915

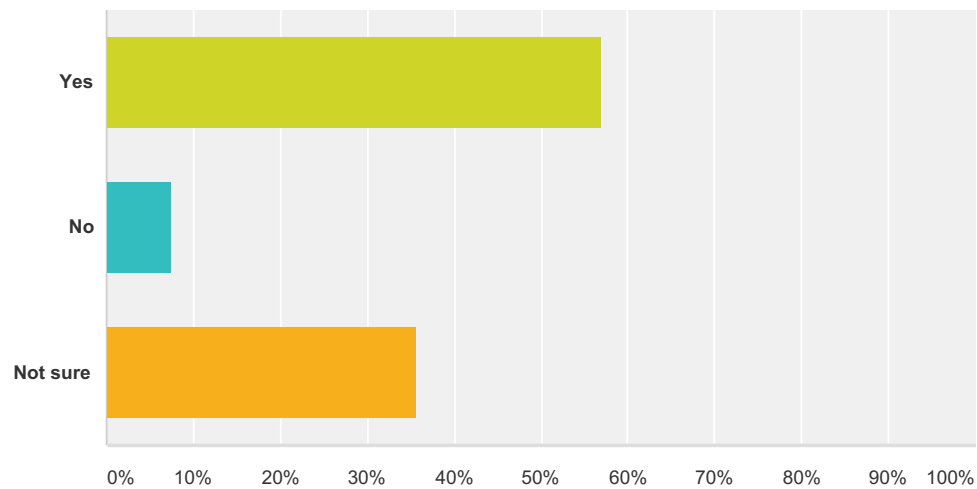


Answer Choices	Responses
Interim Pedestrian Enhancements Meeting, May 11, 2016	7.99% 69
Monroe Street Reconstruction Kickoff Meeting, June 13, 2016	13.77% 119
Business Focus Group, July 18, 2016, 6:00-7:30 PM	7.87% 68
Pedestrian, Bicycle and Transit Infrastructure World Cafe, August 11, 2016, 6:00-9:00 PM	51.85% 448
Green Infrastructure World Cafe, September 1, 2016, 6:00-7:30PM	22.22% 192
Community Input Summary and Cross Section Workshop, September 29, 2016, 6:00-7:30	38.31% 331
Final Cross Section Open House, date TBD	27.31% 236

Streetscaping and Green Infrastructure Workshop, date TBD	26.50%	229
Placemaking Workshop, date TBD	23.26%	201
Final Open House, date TBD	42.82%	370
Total Respondents: 864		

Q22 Road reconstruction projects of the scope and size of the Monroe Street Reconstruction require the neighborhood and city to work together to address the many and varied aspects of the project, including budget, traffic, business access, pedestrian and bicycle safety, and green infrastructure. Alder Sara Eskrich, the City of Madison and Urban Assets (community engagement consultant) are working together with a team of nine neighborhood stakeholders (the Engagement Resource Team) to create an inclusive neighborhood engagement process that provides a variety of opportunities for input (e.g. neighborhood meetings, workshops, focus groups, and this survey). Do you feel that your interests in the Monroe Street Reconstruction are sufficiently represented through this engagement process?

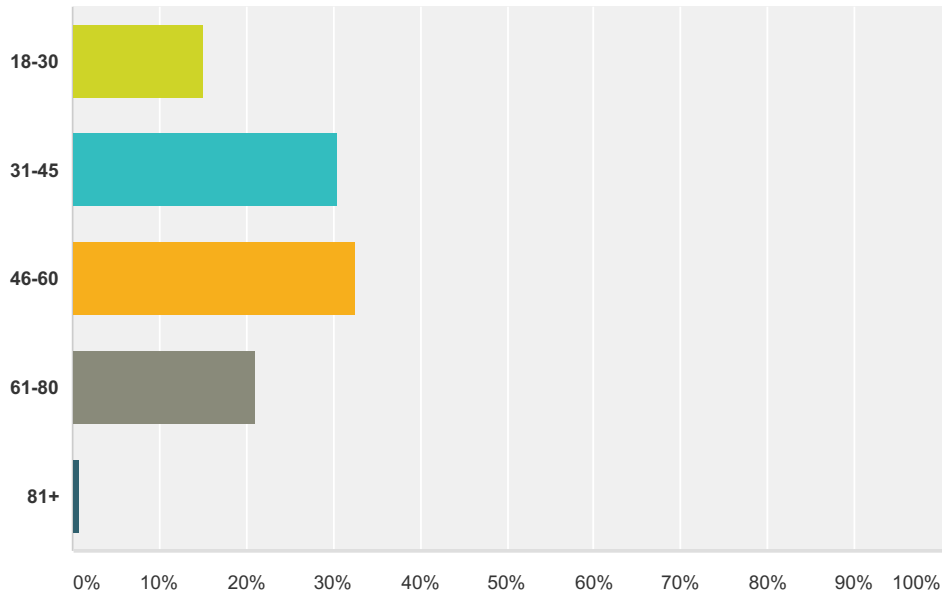
Answered: 2,244 Skipped: 535



Answer Choices	Responses
Yes	56.91% 1,277
No	7.44% 167
Not sure	35.65% 800
Total	2,244

Q23 What is your age?

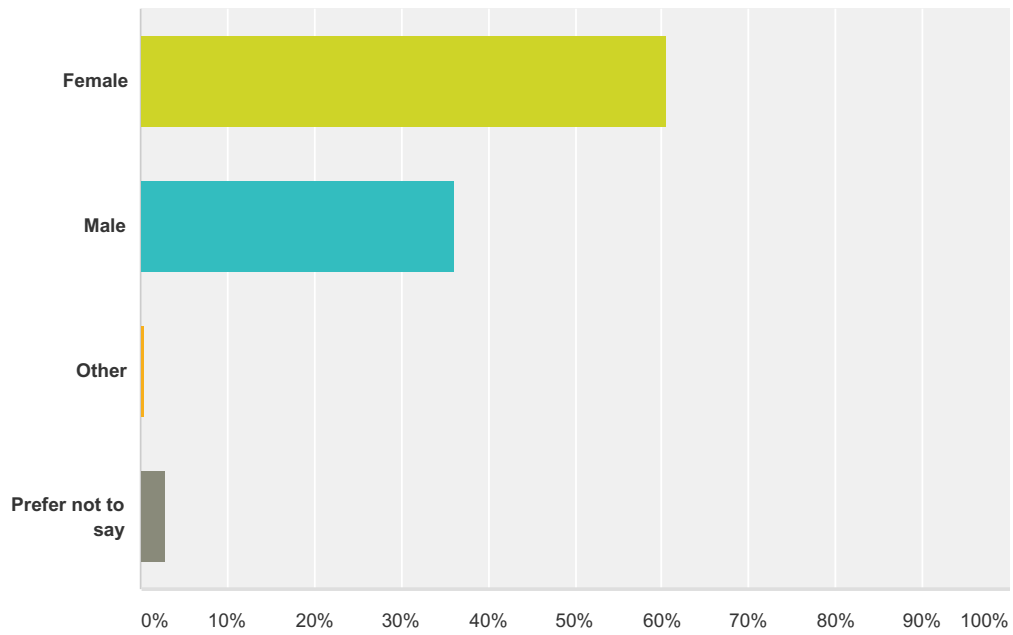
Answered: 2,349 Skipped: 430



Answer Choices	Responses
18-30	14.94% 351
31-45	30.48% 716
46-60	32.52% 764
61-80	21.16% 497
81+	0.89% 21
Total	2,349

Q24 What gender do you identify with?

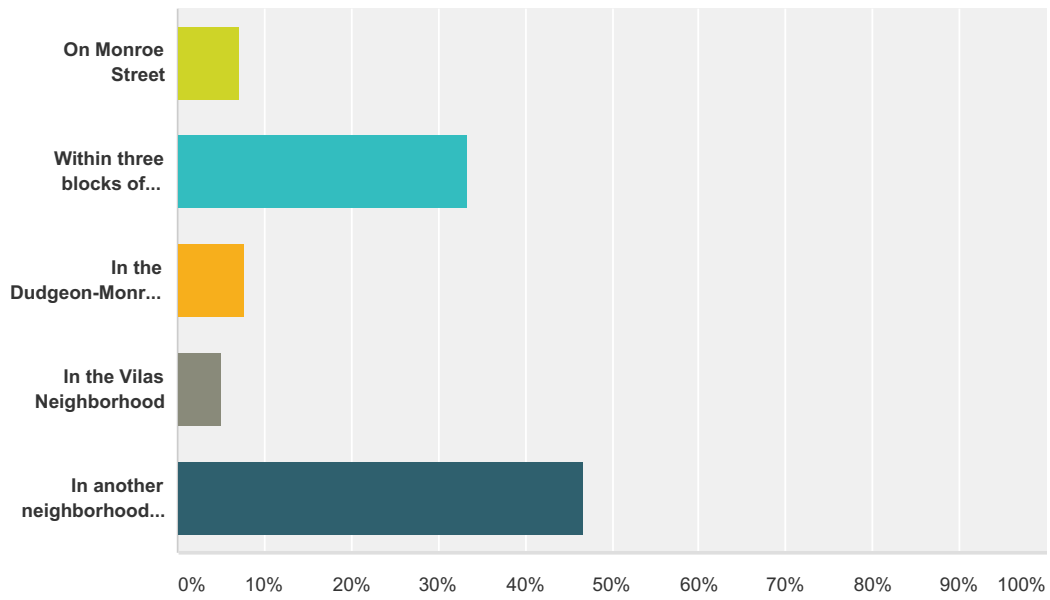
Answered: 2,359 Skipped: 420



Answer Choices	Responses
Female	60.49% 1,427
Male	36.07% 851
Other	0.47% 11
Prefer not to say	2.97% 70
Total	2,359

Q26 Please choose the answer that most accurately reflects where you live:

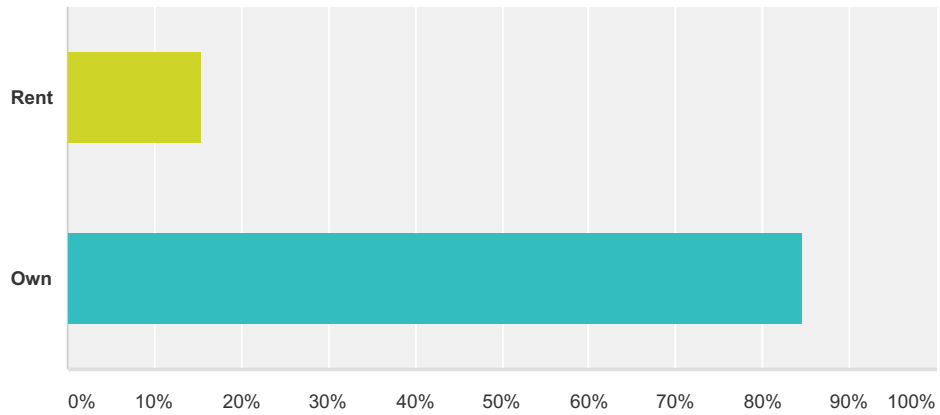
Answered: 2,278 Skipped: 501



Answer Choices	Responses
On Monroe Street	7.07% 161
Within three blocks of Monroe Street	33.32% 759
In the Dudgeon-Monroe Neighborhood	7.81% 178
In the Vilas Neighborhood	5.09% 116
In another neighborhood in Madison	46.71% 1,064
Total	2,278

Q27 Do you rent or own?

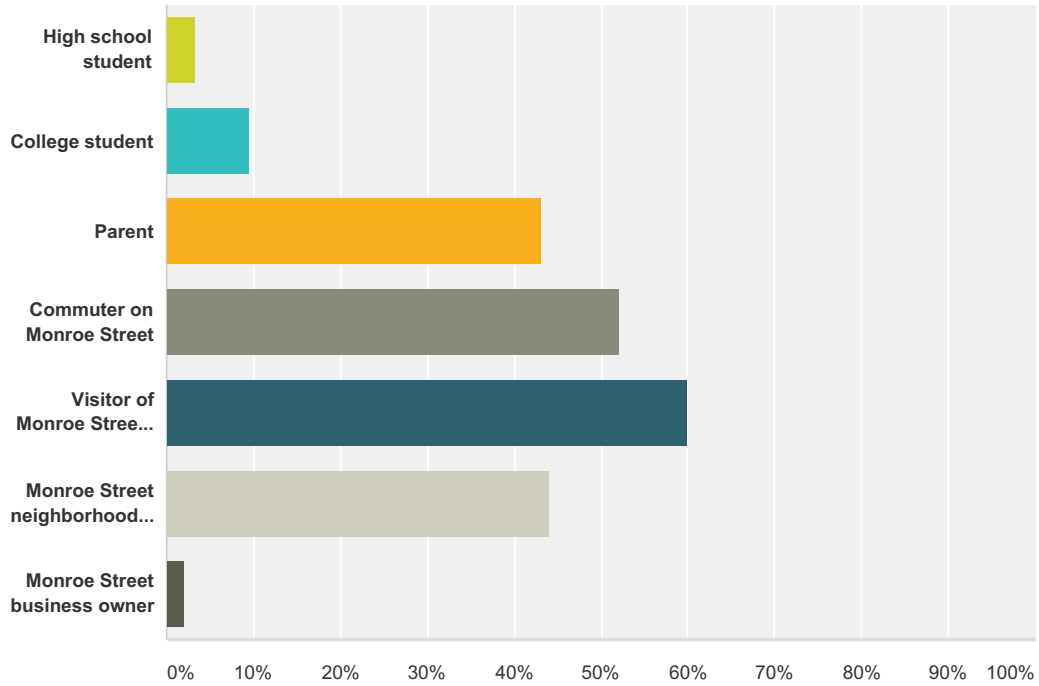
Answered: 2,337 Skipped: 442



Answer Choices	Responses
Rent	15.40% 360
Own	84.60% 1,977
Total	2,337

Q28 I am a (check all that apply):

Answered: 2,347 Skipped: 432



Answer Choices	Responses
High school student	3.24% 76
College student	9.59% 225
Parent	43.25% 1,015
Commuter on Monroe Street	52.15% 1,224
Visitor of Monroe Street (for shopping, dining, recreating, etc.)	59.99% 1,408
Monroe Street neighborhood resident (based on your own definition and understanding)	44.10% 1,035
Monroe Street business owner	2.13% 50
Total Respondents: 2,347	