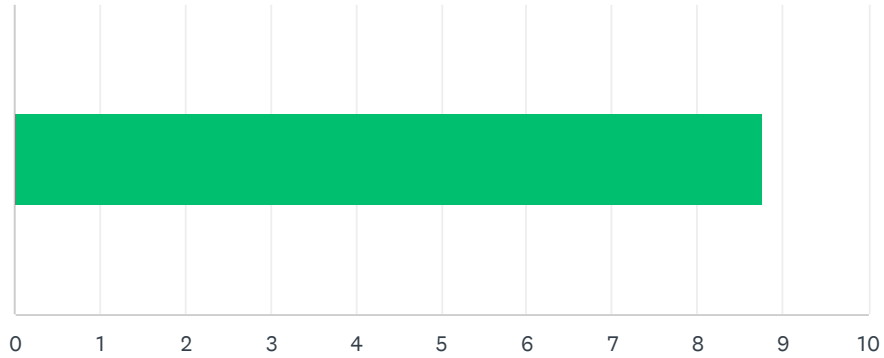


# Q1 How important are parks and open spaces to your quality of life?

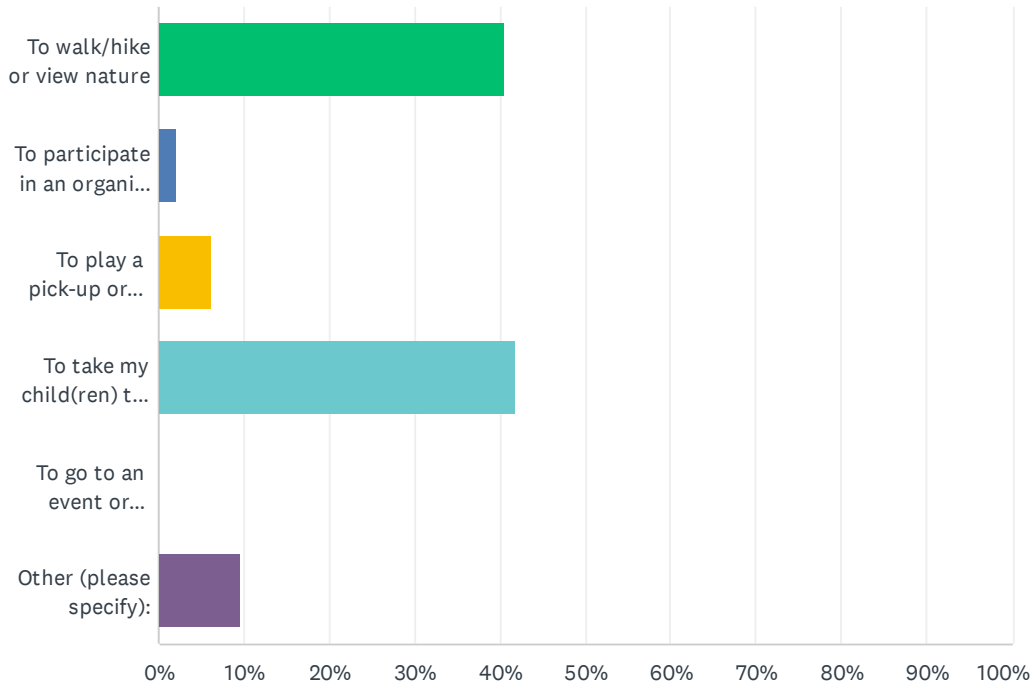
Answered: 141 Skipped: 5



ANSWER CHOICES	AVERAGE NUMBER	TOTAL NUMBER	RESPONSES
	9	1,237	141
Total Respondents: 141			

## Q2 Why do you typically visit parks/outdoor recreation areas?

Answered: 146 Skipped: 0

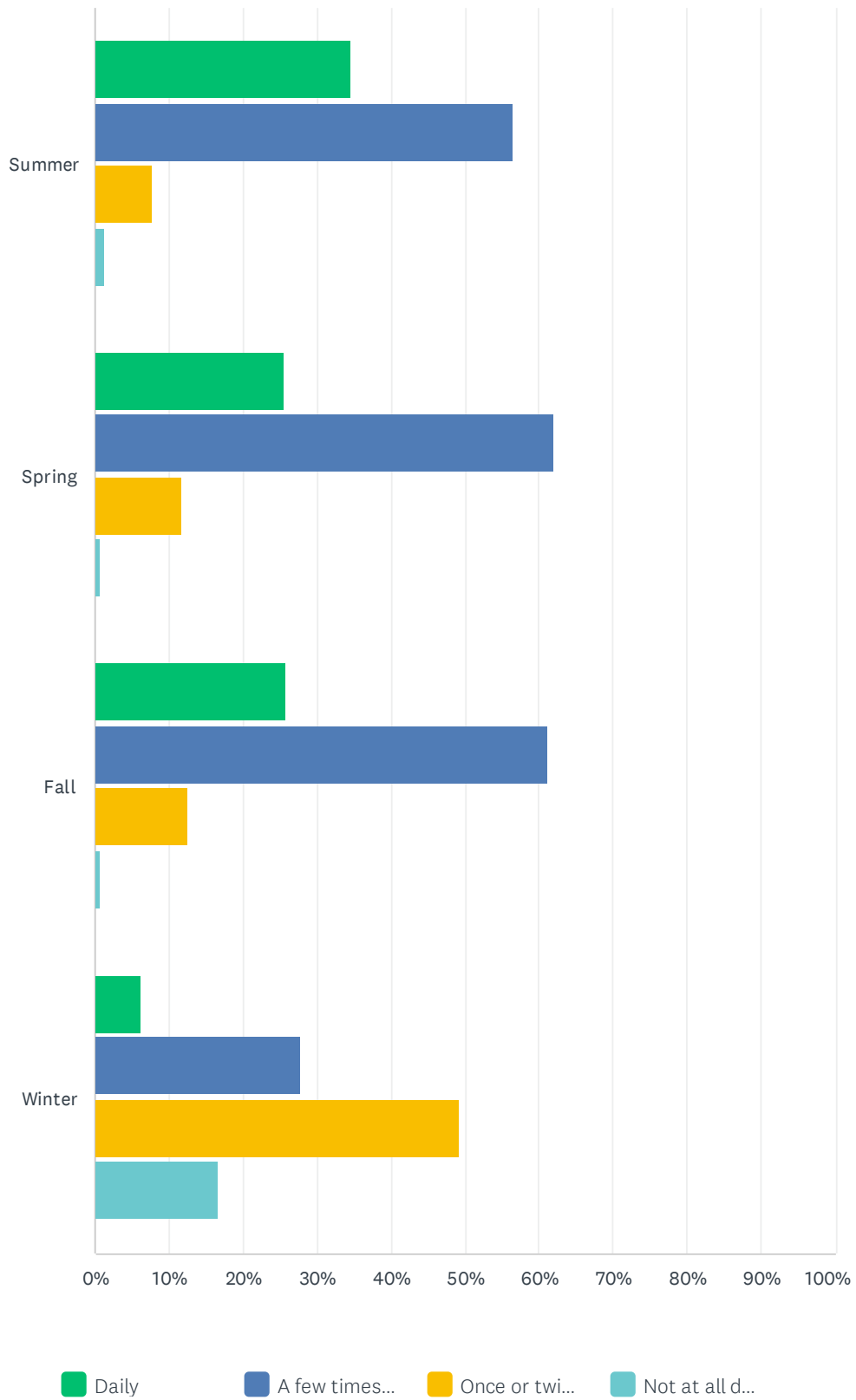


ANSWER CHOICES	RESPONSES	
To walk/hike or view nature	40.41%	59
To participate in an organized field sport match or practice	2.05%	3
To play a pick-up or improvised game/field sport	6.16%	9
To take my child(ren) to a playground	41.78%	61
To go to an event or festival	0.00%	0
Other (please specify):	9.59%	14
<b>TOTAL</b>		<b>146</b>

**Q3 How often do you visit your local City of Madison parks (includes Cardinal Glenn, Sugar Maple, and Thousand Oaks Parks) in the below seasons? PLEASE CHECK A BOX FOR EACH SEASON.**

Answered: 145 Skipped: 1

# FAR WEST PARKS MASTER PLAN SURVEY

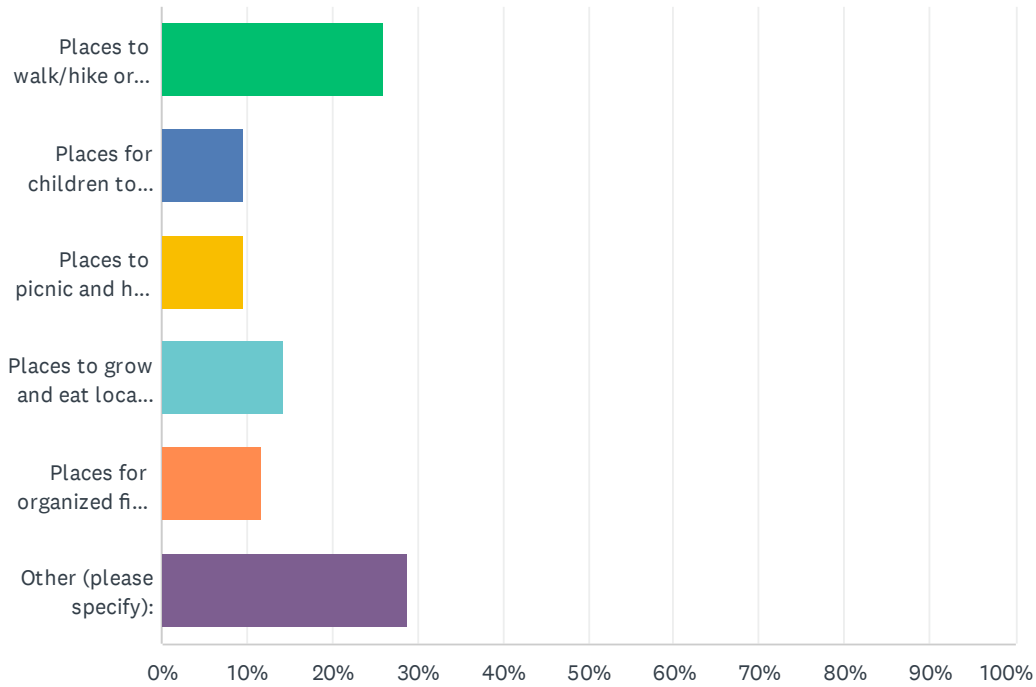


FAR WEST PARKS MASTER PLAN SURVEY

	DAILY	A FEW TIMES A WEEK	ONCE OR TWICE DURING THIS SEASON	NOT AT ALL DURING THIS SEASON	TOTAL
Summer	34.48% 50	56.55% 82	7.59% 11	1.38% 2	145
Spring	25.52% 37	62.07% 90	11.72% 17	0.69% 1	145
Fall	25.69% 37	61.11% 88	12.50% 18	0.69% 1	144
Winter	6.25% 9	27.78% 40	49.31% 71	16.67% 24	144

## Q6 What do you feel is most lacking in your local public community areas?

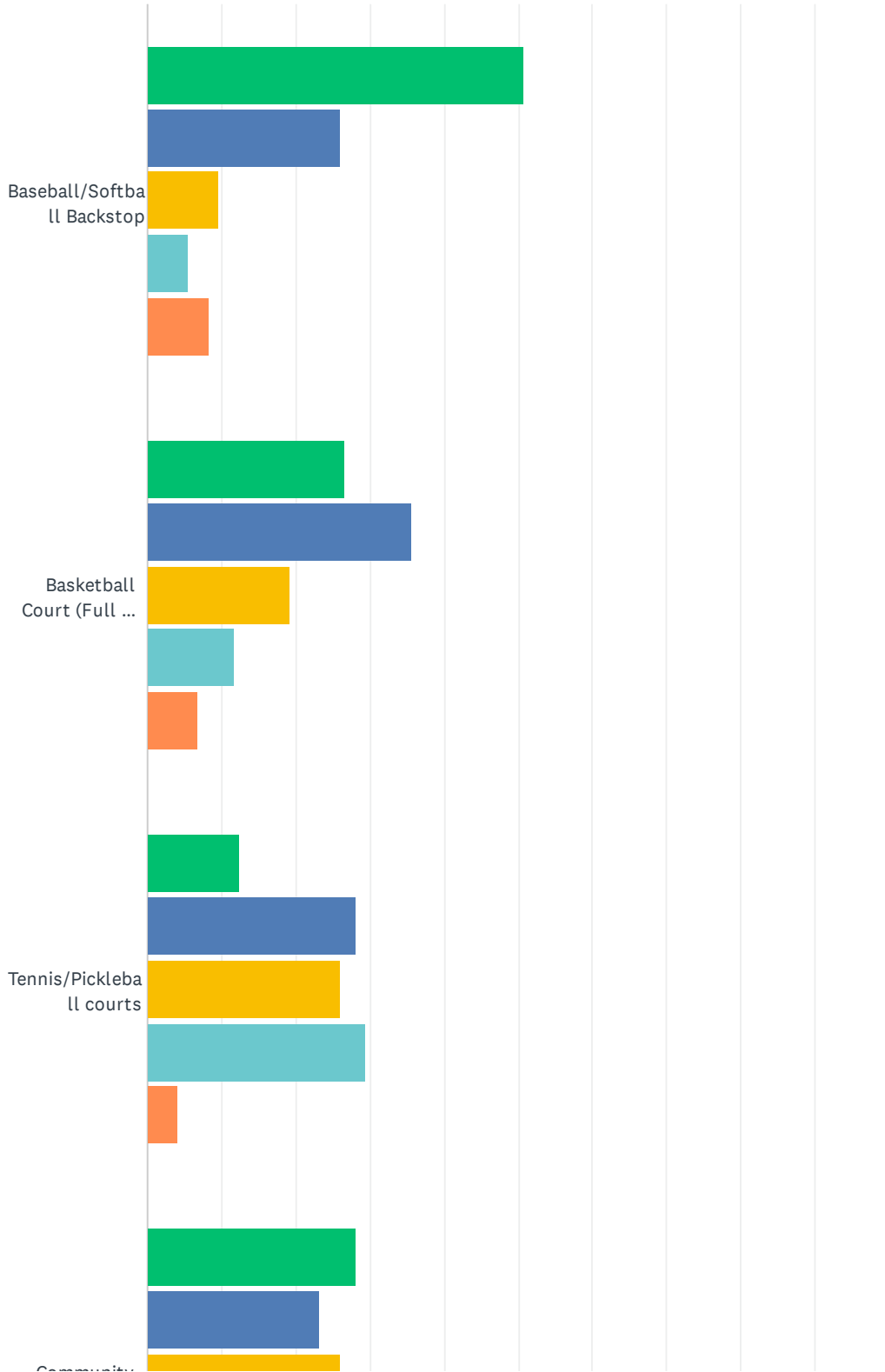
Answered: 146 Skipped: 0



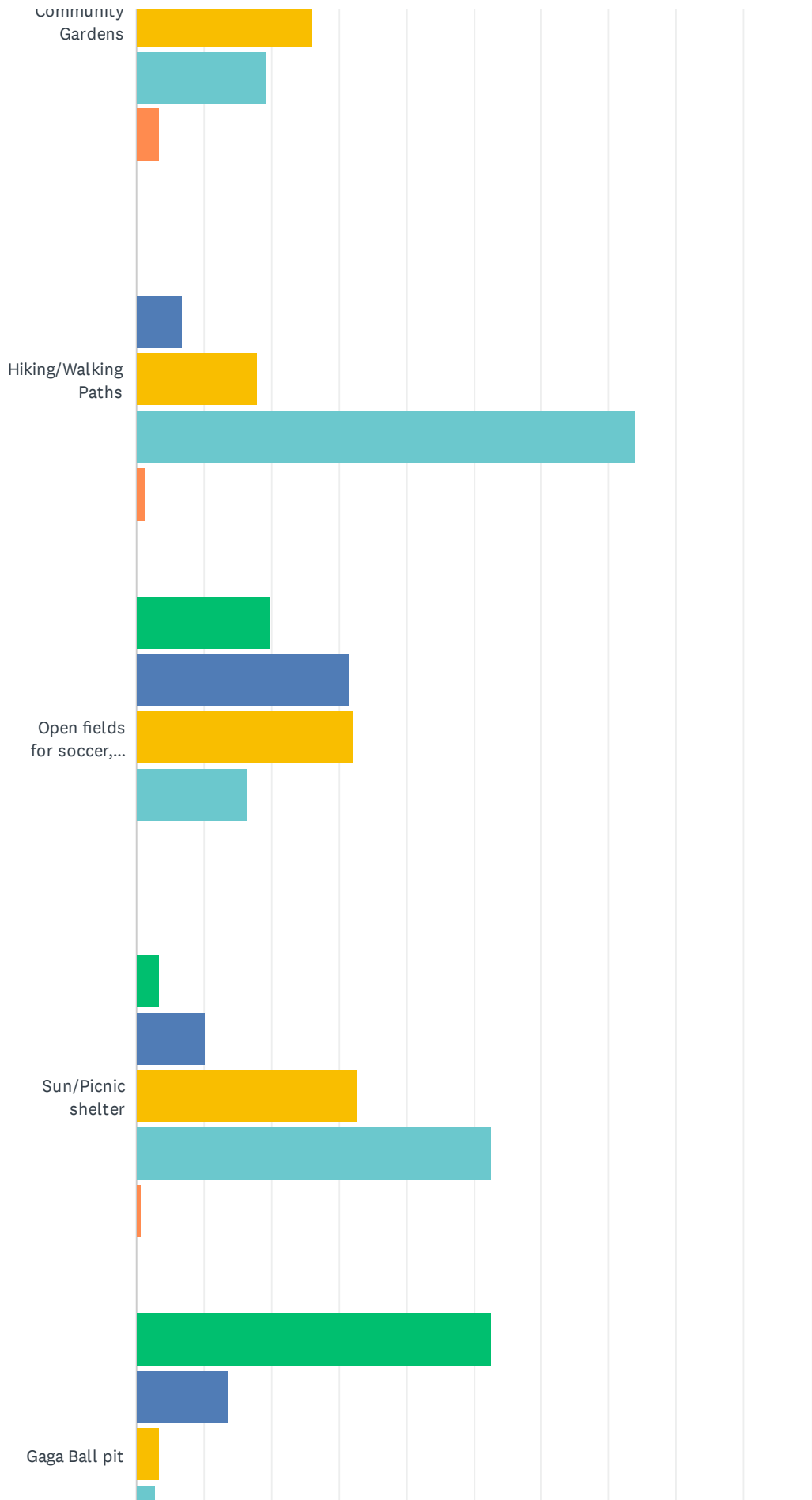
ANSWER CHOICES	RESPONSES	
Places to walk/hike or view nature	26.03%	38
Places for children to play	9.59%	14
Places to picnic and have gatherings	9.59%	14
Places to grow and eat local food	14.38%	21
Places for organized field sport matches or practices	11.64%	17
Other (please specify):	28.77%	42
<b>TOTAL</b>		<b>146</b>

Q7 Please rank the amenities below based on how important you feel it is that they are included in the master plans for Acacia Ridge, Acer, and Birchwood South Parks.

Answered: 146 Skipped: 0

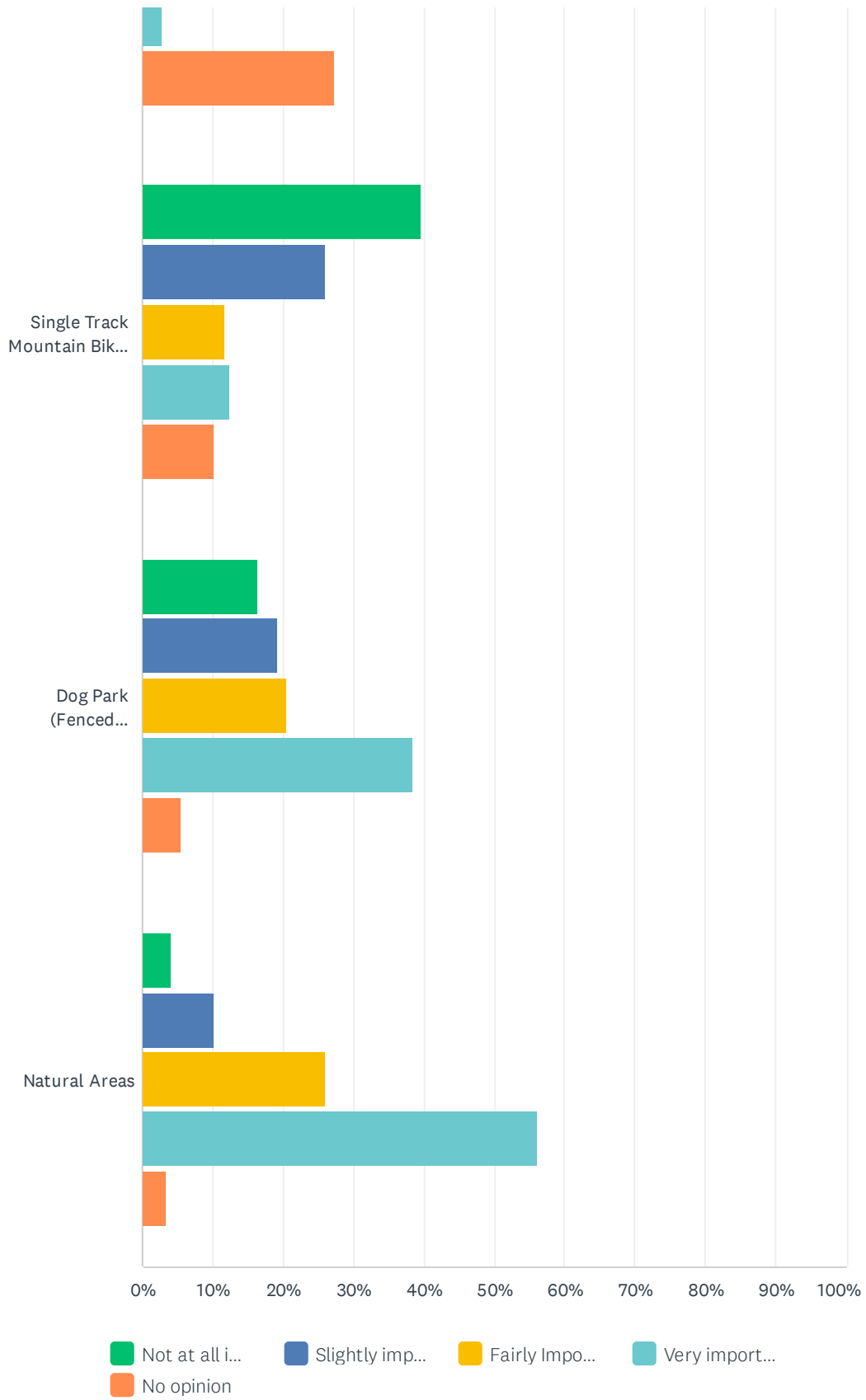


# FAR WEST PARKS MASTER PLAN SURVEY





# FAR WEST PARKS MASTER PLAN SURVEY

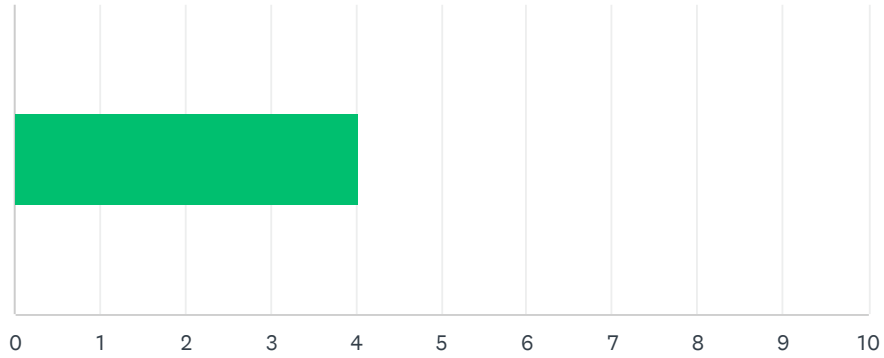


FAR WEST PARKS MASTER PLAN SURVEY

	NOT AT ALL IMPORTANT	SLIGHTLY IMPORTANT	FAIRLY IMPORTANT	VERY IMPORTANT	NO OPINION	TOTAL
Baseball/Softball Backstop	50.68% 74	26.03% 38	9.59% 14	5.48% 8	8.22% 12	146
Basketball Court (Full or half court)	26.71% 39	35.62% 52	19.18% 28	11.64% 17	6.85% 10	146
Tennis/Pickleball courts	12.33% 18	28.08% 41	26.03% 38	29.45% 43	4.11% 6	146
Community Gardens	28.08% 41	23.29% 34	26.03% 38	19.18% 28	3.42% 5	146
Hiking/Walking Paths	0.00% 0	6.85% 10	17.81% 26	73.97% 108	1.37% 2	146
Open fields for soccer, frisbee, football, catch, etc.	19.86% 29	31.51% 46	32.19% 47	16.44% 24	0.00% 0	146
Sun/Picnic shelter	3.42% 5	10.27% 15	32.88% 48	52.74% 77	0.68% 1	146
Gaga Ball pit	52.74% 77	13.70% 20	3.42% 5	2.74% 4	27.40% 40	146
Single Track Mountain Bike Trails	39.73% 58	26.03% 38	11.64% 17	12.33% 18	10.27% 15	146
Dog Park (Fenced off-leash)	16.44% 24	19.18% 28	20.55% 30	38.36% 56	5.48% 8	146
Natural Areas	4.11% 6	10.27% 15	26.03% 38	56.16% 82	3.42% 5	146

Q8 After reviewing the draft master plan for ACACIA RIDGE PARK, please indicate how you feel about the amenities being proposed.

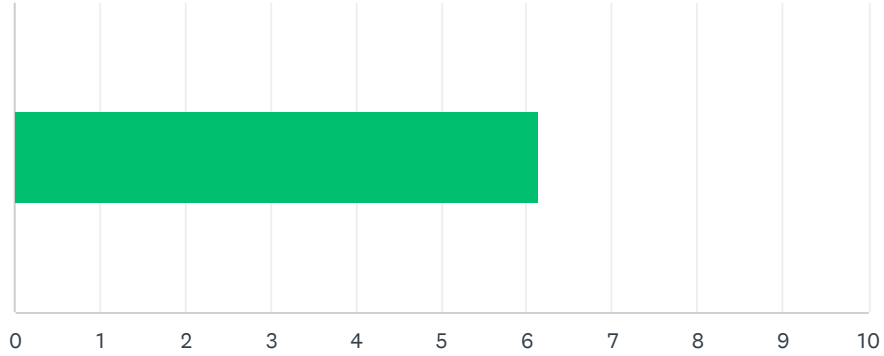
Answered: 138 Skipped: 8



ANSWER CHOICES	AVERAGE NUMBER	TOTAL NUMBER	RESPONSES
	4	555	138
Total Respondents: 138			

Q10 After reviewing the draft master plan for ACER PARK, please indicate how you feel about the amenities being proposed.

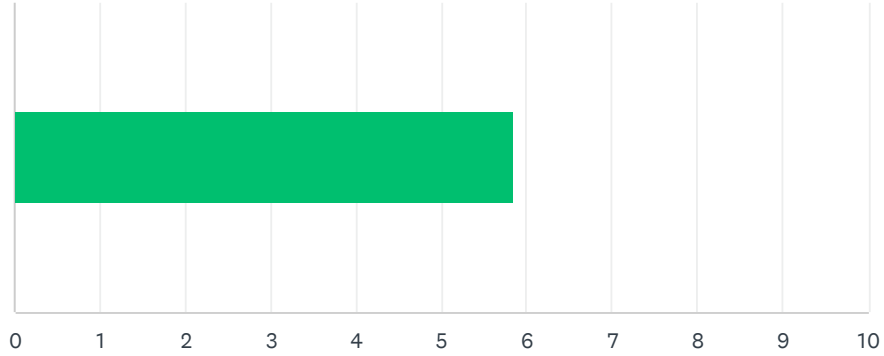
Answered: 134 Skipped: 12



ANSWER CHOICES	AVERAGE NUMBER	TOTAL NUMBER	RESPONSES
	6	822	134
Total Respondents: 134			

Q12 After reviewing the draft master plan for BIRCHWOOD SOUTH PARK, please indicate how you feel about the amenities being proposed.

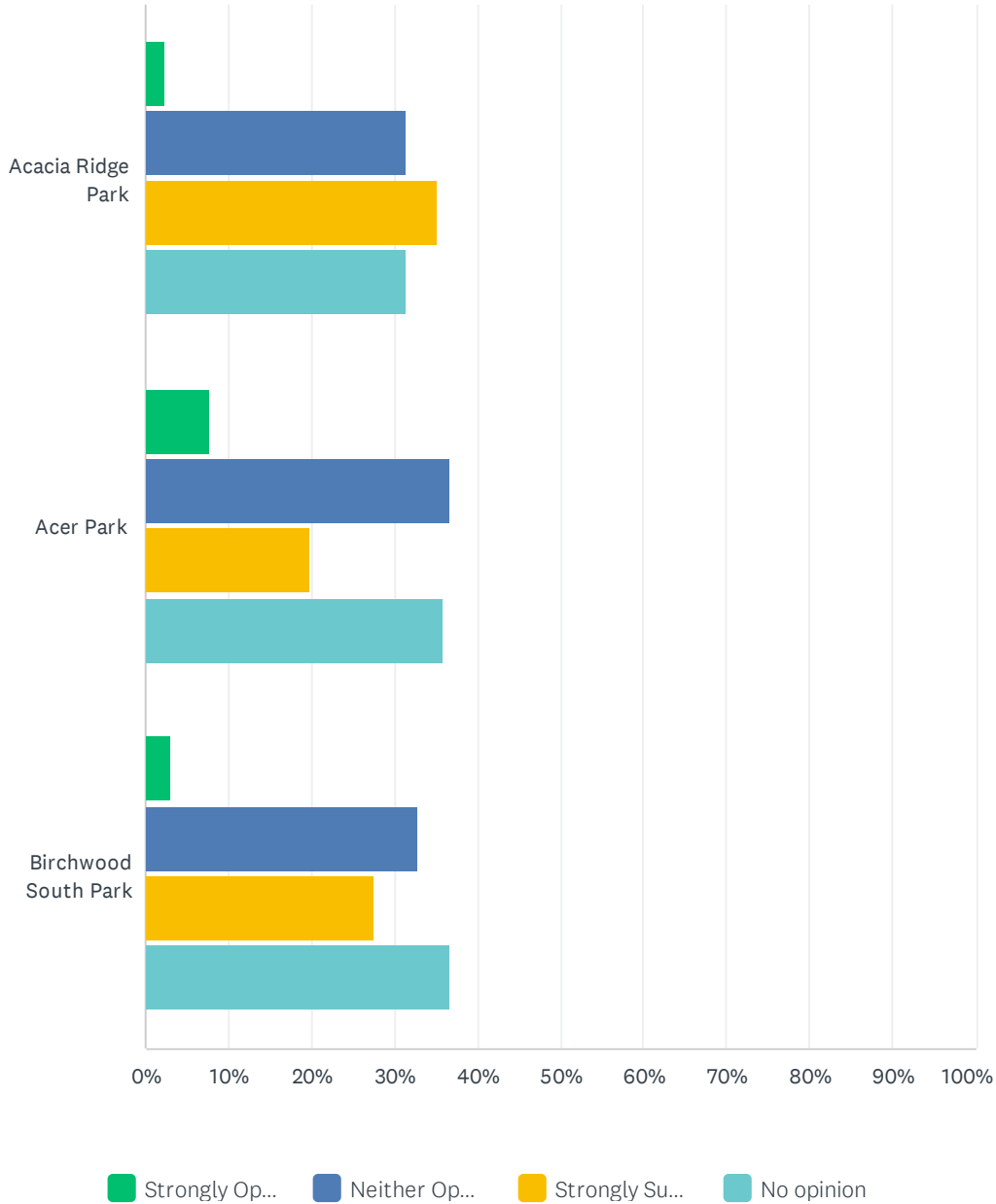
Answered: 133 Skipped: 13



ANSWER CHOICES	AVERAGE NUMBER	TOTAL NUMBER	RESPONSES
	6	778	133
Total Respondents: 133			

Q14 During the master planning process, Parks officially designates a name for the park(s) involved. Please check one box per park name based on how you feel about the current proposed name.

Answered: 131 Skipped: 15

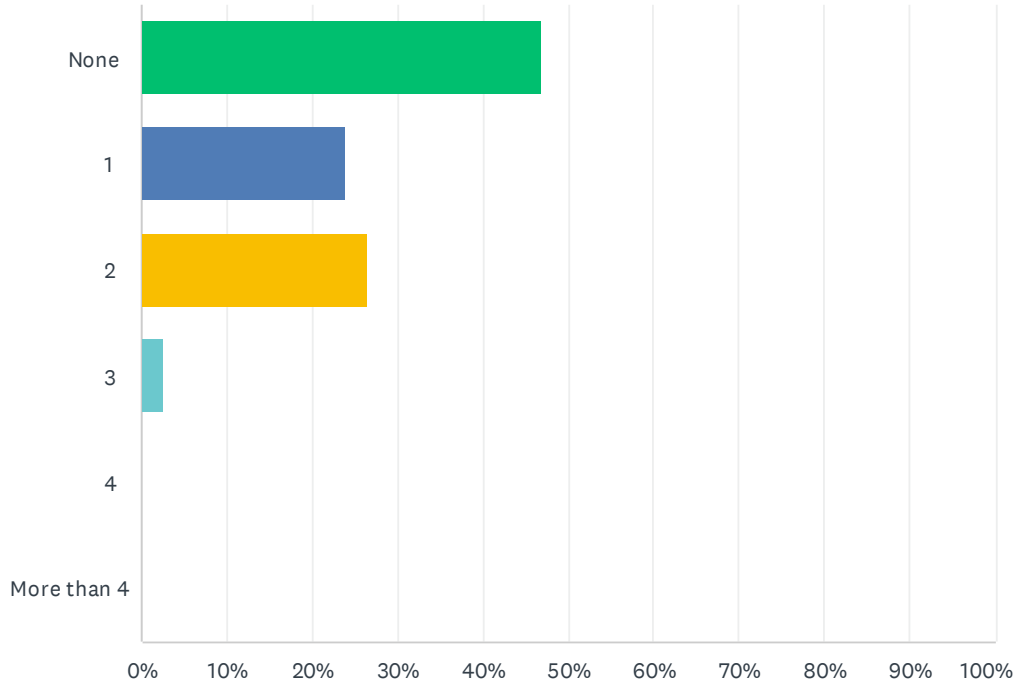


FAR WEST PARKS MASTER PLAN SURVEY

	STRONGLY OPPOSE	NEITHER OPPOSE NOR SUPPORT	STRONGLY SUPPORT	NO OPINION	TOTAL	WEIGHTED AVERAGE
Acacia Ridge Park	2.29% 3	31.30% 41	35.11% 46	31.30% 41	131	3.27
Acer Park	7.63% 10	36.64% 48	19.85% 26	35.88% 47	131	3.20
Birchwood South Park	3.05% 4	32.82% 43	27.48% 36	36.64% 48	131	3.34

### Q16 OPTIONAL: If you are a parent/guardian, how many children live in your HOUSEHOLD (aged 17 or younger only)?

Answered: 117 Skipped: 29

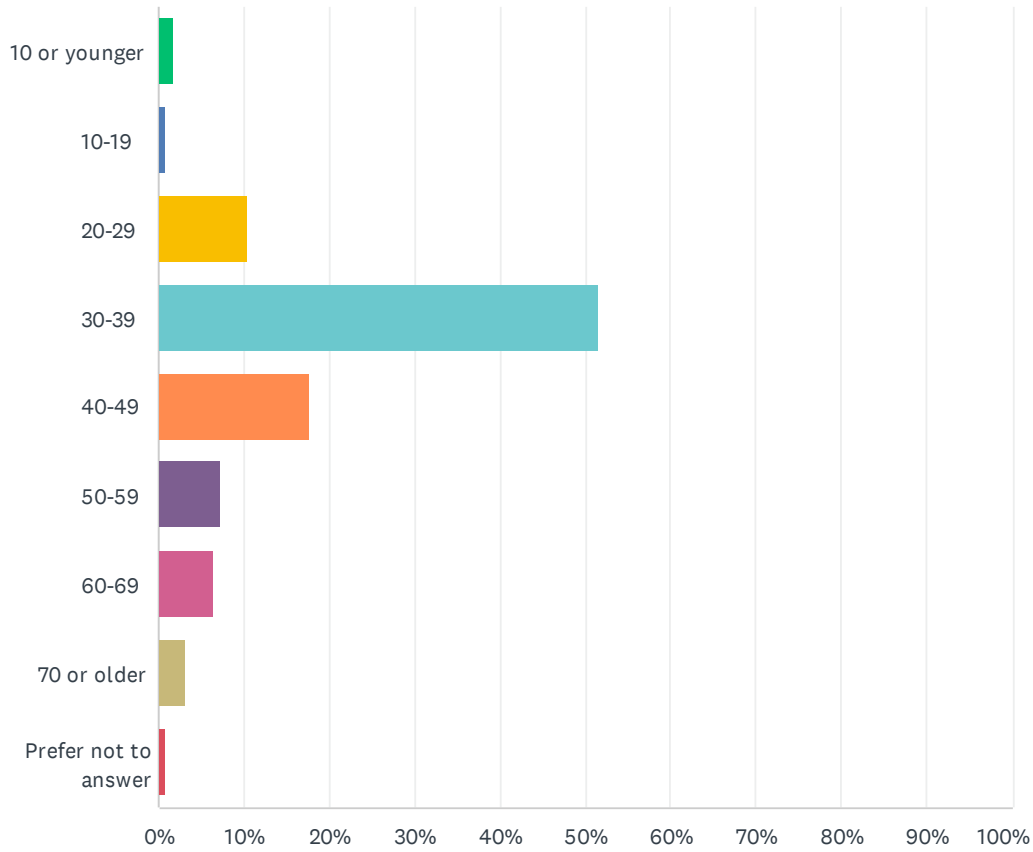


ANSWER CHOICES	RESPONSES	
None	47.01%	55
1	23.93%	28
2	26.50%	31
3	2.56%	3
4	0.00%	0
More than 4	0.00%	0
<b>TOTAL</b>		<b>117</b>



## Q17 OPTIONAL: What is your age?

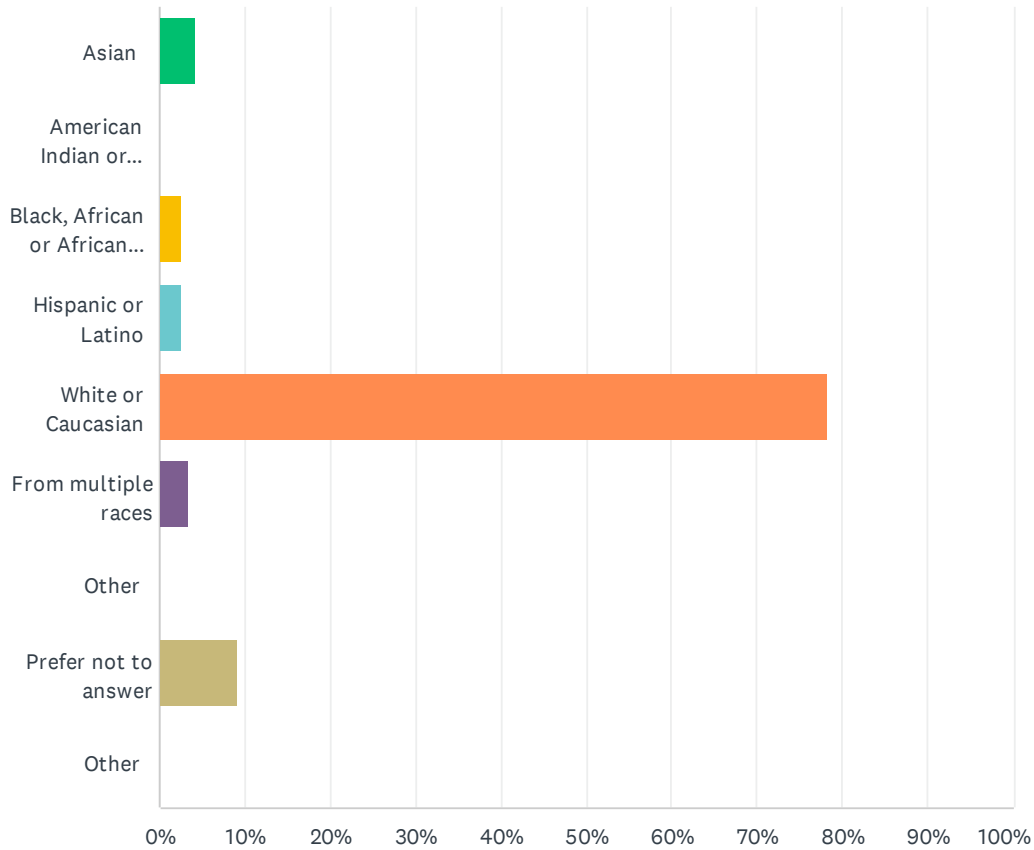
Answered: 124 Skipped: 22



ANSWER CHOICES	RESPONSES	
10 or younger	1.61%	2
10-19	0.81%	1
20-29	10.48%	13
30-39	51.61%	64
40-49	17.74%	22
50-59	7.26%	9
60-69	6.45%	8
70 or older	3.23%	4
Prefer not to answer	0.81%	1
<b>TOTAL</b>		<b>124</b>

## Q18 OPTIONAL: How do you identify your race?

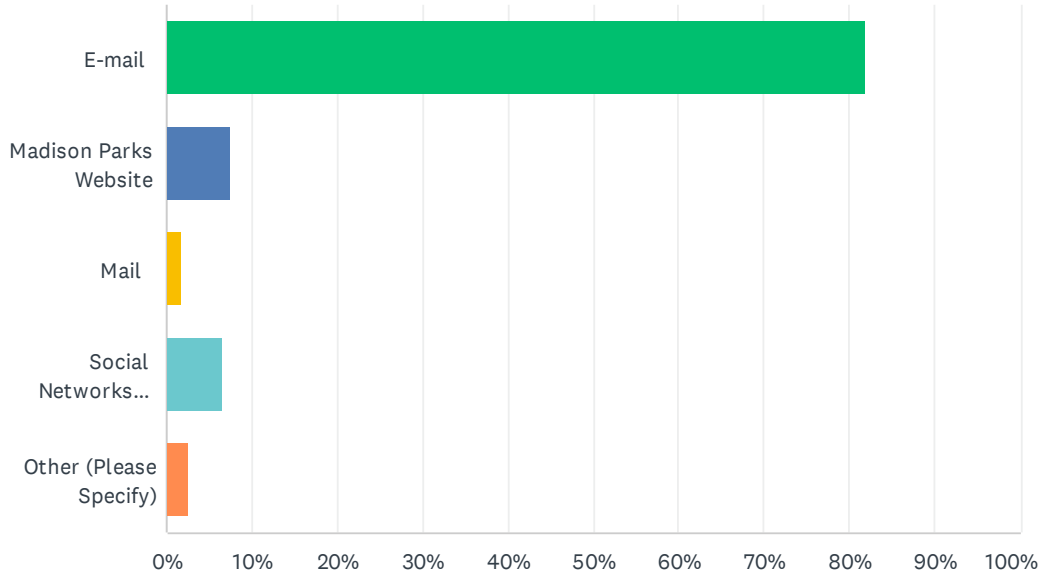
Answered: 119 Skipped: 27



ANSWER CHOICES	RESPONSES	
Asian	4.20%	5
American Indian or Alaskan Native	0.00%	0
Black, African or African American	2.52%	3
Hispanic or Latino	2.52%	3
White or Caucasian	78.15%	93
From multiple races	3.36%	4
Other	0.00%	0
Prefer not to answer	9.24%	11
Other	0.00%	0
<b>TOTAL</b>		<b>119</b>

## Q20 OPTIONAL: How would you prefer to receive additional information regarding this project?

Answered: 121 Skipped: 25



ANSWER CHOICES	RESPONSES	
E-mail	81.82%	99
Madison Parks Website	7.44%	9
Mail	1.65%	2
Social Networks (Facebook, Twitter)	6.61%	8
Other (Please Specify)	2.48%	3
<b>TOTAL</b>		<b>121</b>