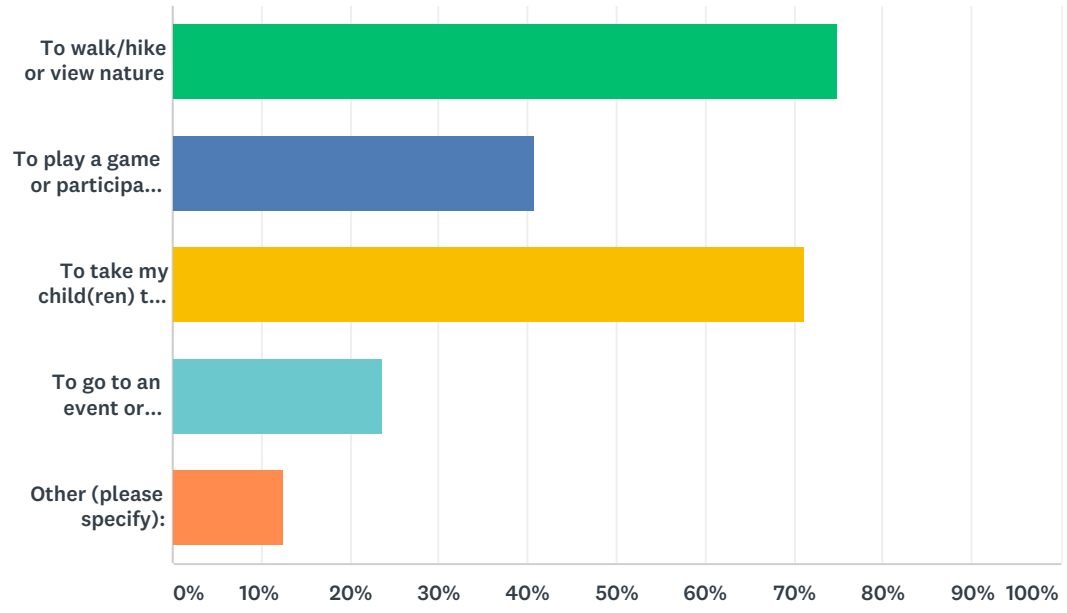


EAGLE TRACE PARK MASTER PLAN

Q1 Why do you typically visit parks/outdoor recreation areas? (Please check all that apply.)

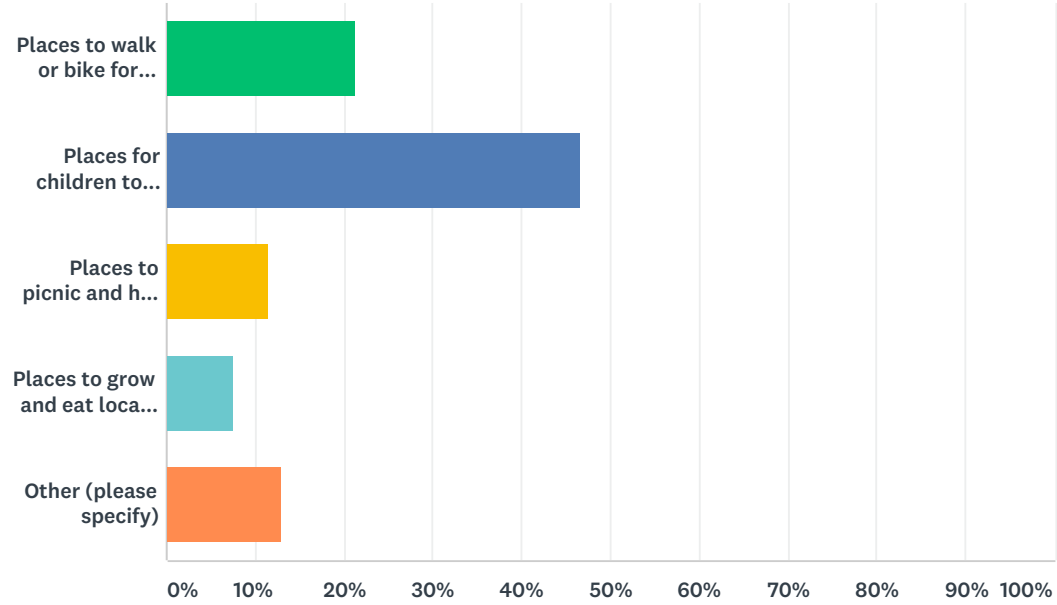
Answered: 135 Skipped: 0



ANSWER CHOICES	RESPONSES	
To walk/hike or view nature	74.81%	101
To play a game or participate in a field sport	40.74%	55
To take my child(ren) to a playground	71.11%	96
To go to an event or festival	23.70%	32
Other (please specify):	12.59%	17
Total Respondents: 135		

Q2 What do you feel is most lacking in your local community spaces?

Answered: 131 Skipped: 4

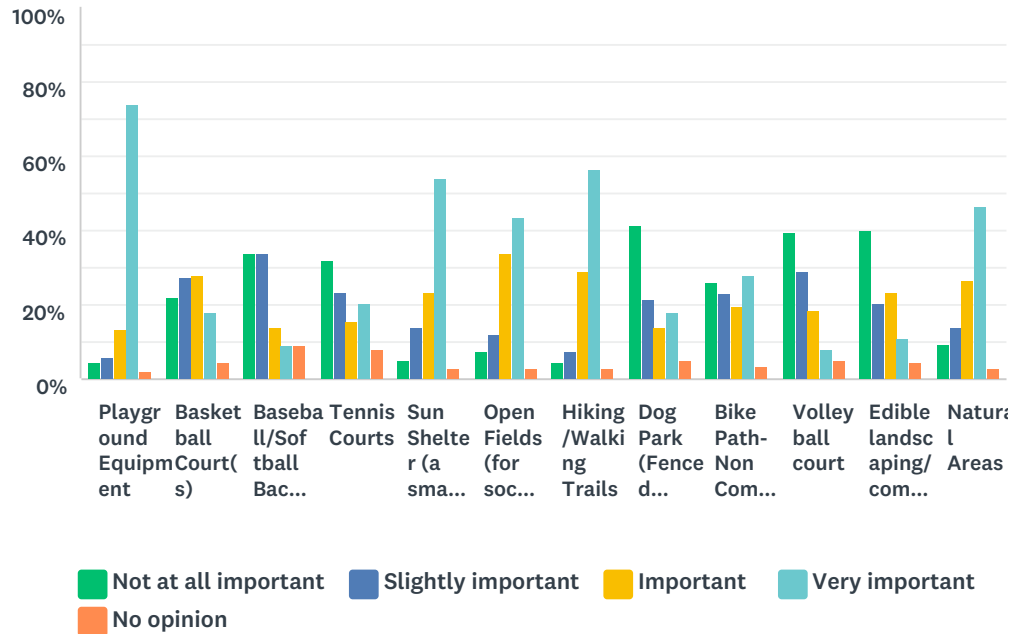


ANSWER CHOICES	RESPONSES	
Places to walk or bike for exercise.	21.37%	28
Places for children to play.	46.56%	61
Places to picnic and have gatherings.	11.45%	15
Places to grow and eat local food.	7.63%	10
Other (please specify)	12.98%	17
TOTAL		131

EAGLE TRACE PARK MASTER PLAN

Q3 Please rank the potential park amenities listed below according to how important you feel it is that they are included in the Eagle Trace Park master plan.

Answered: 135 Skipped: 0



	NOT AT ALL IMPORTANT	SLIGHTLY IMPORTANT	IMPORTANT	VERY IMPORTANT	NO OPINION	TOTAL
Playground Equipment	4.44% 6	5.93% 8	13.33% 18	74.07% 100	2.22% 3	135
Basketball Court(s)	22.22% 30	27.41% 37	28.15% 38	17.78% 24	4.44% 6	135
Baseball/Softball Backstop	34.07% 46	34.07% 46	14.07% 19	8.89% 12	8.89% 12	135
Tennis Courts	31.85% 43	23.70% 32	15.56% 21	20.74% 28	8.15% 11	135
Sun Shelter (a small shelter building without restrooms)	5.19% 7	14.07% 19	23.70% 32	54.07% 73	2.96% 4	135

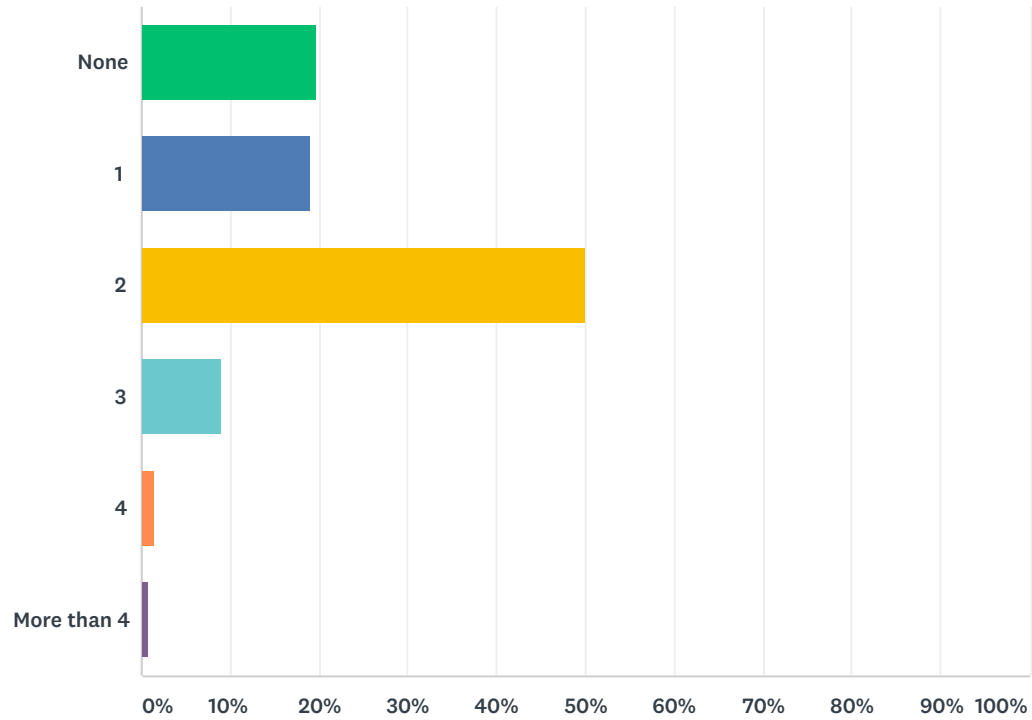
EAGLE TRACE PARK MASTER PLAN

Open Fields (for soccer, Frisbee, football, catch, etc.)	7.41% 10	11.85% 16	34.07% 46	43.70% 59	2.96% 4	135
Hiking/Walking Trails	4.44% 6	7.41% 10	28.89% 39	56.30% 76	2.96% 4	135
Dog Park (Fenced Off-Leash)	41.48% 56	21.48% 29	14.07% 19	17.78% 24	5.19% 7	135
Bike Path- Non Commuter (Mountain biking, Cyclocross, etc.)	25.93% 35	22.96% 31	19.26% 26	28.15% 38	3.70% 5	135
Volleyball court	39.26% 53	28.89% 39	18.52% 25	8.15% 11	5.19% 7	135
Edible landscaping/community garden space	40.00% 54	20.74% 28	23.70% 32	11.11% 15	4.44% 6	135
Natural Areas	9.63% 13	14.07% 19	26.67% 36	46.67% 63	2.96% 4	135

EAGLE TRACE PARK MASTER PLAN

Q4 If you are a parent/guardian, how many children live in your HOUSEHOLD (aged 17 or younger only)?

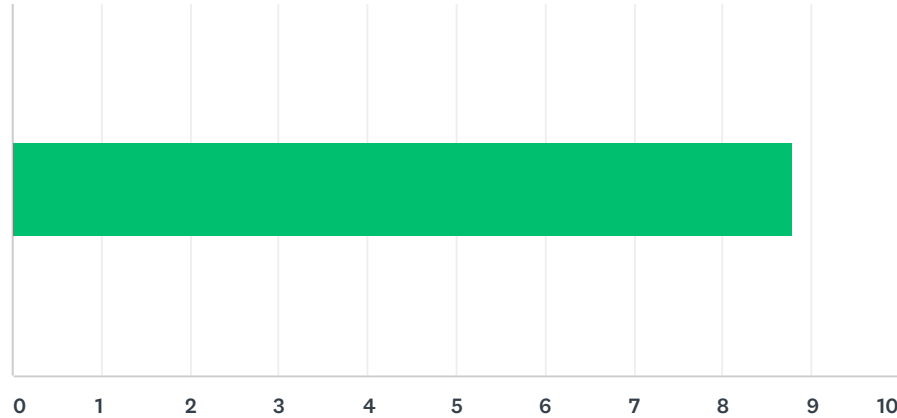
Answered: 132 Skipped: 3



ANSWER CHOICES	RESPONSES	
None	19.70%	26
1	18.94%	25
2	50.00%	66
3	9.09%	12
4	1.52%	2
More than 4	0.76%	1

Q5 How important are parks and open spaces to your quality of life?

Answered: 134 Skipped: 1



ANSWER CHOICES	AVERAGE NUMBER	TOTAL NUMBER	RESPONSES
	9	1,177	134
Total Respondents: 134			