

HOW TO USE A BIKE BOX

When the light is red or turning red, enter the bike box along the bike lane. Once you are in the bike box, position yourself according to the direction you are intending to go.

Turning left: Move to the left side of the bike box and signal that you're turning left.

Going Straight: Position yourself in line with your destination lane on the far side of the intersection — generally on the right-hand side of the road — but far enough from the curb to provide a safe clearance from parked cars and discourage motorists from passing if the lane is too narrow to do so safely.

Turning right: Move close to the right edge of the roadway and signal that you're turning right.

WHY GREEN?

Green is the exclusive color approved by the Federal Highway Administration for testing for use in bicycle facility marking.




If you have questions, comments or feedback about bike boxes, please contact the Madison Traffic Engineering Division
(608) 266-4761
or visit
www.cityofmadison.com/bikeMadison

Please be safe and courteous.
There's a lot riding on it.



Get Behind It THE BIKE BOX






WAIT BEHIND...

WATCH AHEAD...

BE SAFE.



**BICYCLISTS STOP IN THE BIKE BOX TO BE MORE VISIBLE.
MOTORISTS WAIT BEHIND STOP LINE.**

WHAT MOTORISTS SHOULD KNOW

When the traffic signal is yellow or red, motorists must stop at the white stop line behind the green bike box. Don't stop on top of the bike box. Keep it clear for bicyclists to use.

When the light turns green, motorists and bicyclists may move through the intersection as usual, with bicyclists going first. Motorists turning right should signal and watch for bicyclists to their right, especially in the green bike lane.

WHAT BICYCLISTS SHOULD KNOW

When the Traffic signal is yellow or red, enter the bike box from the approaching green bike lane. Stop before the crosswalk.

When the light is green, proceed as normal. Be aware of right-turning motorists.

WHY ARE BIKE BOXES BEING INSTALLED?

Bike Boxes improve conditions for both bicyclists and motorists at intersections by

- increasing the visibility of bicyclists
- helping bicyclists make safer turns and crossings.

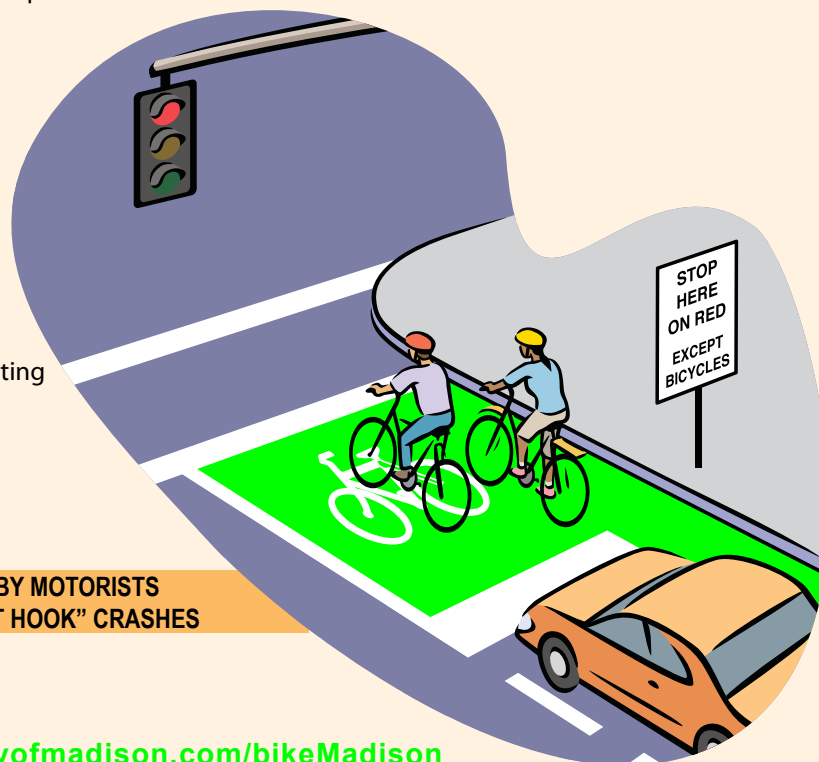
The main goals are:

- to prevent collisions between motorists turning right and bicyclists going straight.
- to allow bicyclists to get into the proper lane position for left turns or continuing straight when there are parked cars

BIKE BOXES

Increase safety when drivers are making right turns by allowing cyclists to move in front.

- Increase safety by reminding motorists to be alert for bicyclists.
- Encourage more bicycling by creating a safer, more comfortable road environment.



**BICYCLISTS ARE EASILY SEEN BY MOTORISTS
REDUCING THE RISK OF "RIGHT HOOK" CRASHES**