

What you should know about
Flashing Yellow Arrows

A Better Left-Turn Signal

Safer

A national study demonstrated drivers had fewer crashes with the flashing yellow left-turn arrow than with the traditional yielding left-turn indication.

Less Delay

You have more opportunities to make a left turn with the flashing yellow left-turn arrow than with the traditional yielding left-turn indication, which keeps you moving.

More Flexible

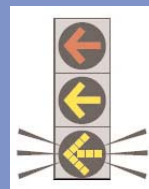
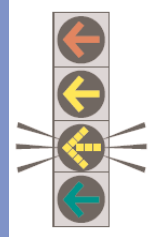
The new display provides traffic engineers with more options to handle variable traffic volumes.

Signal Display Changes

Traditional



New



For more information about traffic signals contact:
 City of Madison - Traffic Engineering
cityofmadison.com/trafficengineering/

215 MLK, Jr. Blvd., Suite 100
 Madison Municipal Building
 Madison, WI 53703

TEL: (608) 266-4761
 TTY: 1-866-704-2315
 FAX: (608) 267-1158

The City of Madison is implementing a new traffic signal display to provide a safer, more efficient left turn for motorists. The flashing yellow arrow left-turn indication is a new type of display that can replace the circular green indication for left turns at selected signalized intersections.

Flashing Yellow Arrow



Flashing Yellow Arrow



Circular Green for Left Turn

=

Both mean **YIELD**

The new flashing yellow arrow indication provides a more direct message than the circular green for left turns – yield to opposing traffic and pedestrians when you see it displayed. It reduces confusion since the left turn display is no longer the same indication as the adjacent through lanes.

A National Study Confirms It's A Better Left-Turn-Signal

Several states are currently using this type of signal. The new signals have become the preferred signal display for left turns. A study conducted for the Federal Highway Administration by the UW-Madison demonstrated the new indication helps to prevent crashes, move more traffic through intersections, and provide additional traffic management flexibility for road agencies.

Steady Circular Red

It requires you to stop and wait during this interval.

Steady Yellow Arrow

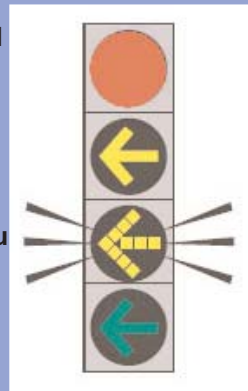
It warns you that the left-turn signal is about to change to red and that you should prepare to stop – or prepare to complete your left turn if you are legally within the intersection and there is no conflicting traffic present.

Flashing Yellow Arrow

It allows you to turn left when oncoming traffic is clear [oncoming traffic has a green light]. You must carefully determine that there is an adequate gap in the oncoming traffic, and ensure that there are no pedestrian conflicts, before making your turn.

Steady Green Arrow

It allows you to turn left.



How does a flashing yellow arrow work?

A flashing yellow arrow means left turns are allowed, but you must first yield to oncoming traffic and pedestrians and then proceed with caution.

Drivers must always remember:
a flashing yellow arrow = turn with caution.

What should motorists do when approaching the flashing yellow left-turn signal?

Drivers should stop at the intersection, and yield to oncoming traffic. When it is safe, make your left turn and proceed through the intersection. After it flashes, the flashing yellow left-turn arrow then becomes the steady (non-flashing) yellow left-turn arrow. Drivers should treat the steady yellow arrow just like a standard yellow light. Prepare to stop before the red light appears.

Will the flashing yellow arrow be on all day?

An advantage of the flashing yellow left turn display is that it gives traffic engineers the flexibility to use specific indications during different times of the day. This means the flashing yellow arrow or steady green arrow may not be seen every time you approach the intersection. This will reduce your wait times at a signal using this display.