




Facade Grants: 2000 - 2010 Capitol Square

N


* Facade Grants
 Facade Grant Target Area

400 200 0 400 Feet


ID #	Business Name	Location	Year Closed	Grant Amount	Private Dollars	Estimated Total Project Cost
2	Ancora	110-112 King St	2010	\$ 10,000	\$ 42,009	\$ 52,009
3	Bartell Theatre	113 E Mifflin St	2005	\$ 10,000	\$ 30,357	\$ 40,357
6	Brocach	7-9 W Main St	2004	\$ 10,000	\$ 42,400	\$ 52,400
11	Fromagination	12 S Carroll St	2007	\$ 10,000	\$ 49,315	\$ 59,315
13	Home Savings	6 S Carroll St	2002	\$ 20,000	\$ 30,027	\$ 50,027
21	Madison Children's Museum	100 N Hamilton St	(Open)	\$ 25,000	\$ 112,448	\$ 137,448
26	Opus Lounge & Woofs	114-116 King St	(Open)	\$ 20,000	\$ 24,979	\$ 44,979
Approximate Total Façade Grant Dollars Invested in Capitol Square Area 2000 - 2010				\$ 105,000	\$ 331,535	\$ 436,535



Lake Monona
 City of Madison: Department of Planning and Community and
 Economic Development
 Economic Development Division
 DWR (070810) [Facade Grants - State Street]