

A Visual Guide to Moped Parking in Madison

State Statutes allow mopeds to be parked like bicycles¹. This means that mopeds can be parked at bike racks and on sidewalks, as long as the pedestrian way is not blocked. When parking on sidewalks always park in the terrace, the area between where people walk and the street, not on the walkway.

Mopeds can also be parked on the street anywhere it is legal to park, or in a parking lot or ramp.

- 1) 346.54(1) (e) For the purpose of parking, mopeds shall be considered bicycles. Where possible without impeding the flow of pedestrian traffic, a bicycle, [or] moped may be parked on a sidewalk. A bicycle, [or] moped may be parked in a bike rack or other similar area designated for bicycle parking.

NOTE: These parking rules do not apply on the UW-Madison campus. On campus mopeds can only be parked in designated areas, and a moped parking permit is required. For more information on moped parking on the UW-Madison campus contact UW Transportation Services at 263-6666 or www.wisc.edu/trans




Moped License Plate



Motorcycle License Plate

Moped plates in Wisconsin say **MOPED** on them. If your license plate does not include the word **MOPED**, your vehicle is classified and registered as a motorcycle and you cannot park on the sidewalk.



If your vehicle does not have pedals and has an engine larger than 50 cc it is a motorcycle, not a moped, and cannot be parked on the sidewalk. This vehicle is a motorcycle and is illegally parked on the sidewalk.




Park in a bike rack if you are locking your moped to the rack.



If you are not locking your moped to a bike rack, you can park anywhere out of the way of pedestrian walking areas. You do not have to be in or near a bike rack.




Park outside the pedestrian walkway area. Do not block the sidewalk area where people need to walk.



Park outside the pedestrian walkway area. Do not block the sidewalk area where people need to walk.



Do not park near a bike rack so as to block the spaces for bicyclists. Since this moped is not locked to the bike rack, there is no need to park at the rack. Park away from the rack but not in the pedestrian walking area.



When parking near, but not in, a bike rack, please park at least 5 feet away from any bikes in the rack or 10 feet away from the center of the rack on the side the bikes are on to allow room for bikes to enter and exit the rack. The bicycle parking space is 6 feet long and there needs to be a 5 foot access aisle behind the bikes for entry and exit.



Mopeds, and motorcycles, can be parked on the street anywhere parking is permitted, as well as in parking lots and ramps. Some streets, parking lots and ramps have special spaces for motorcycles, mopeds can also be parked in these spaces.



Mopeds can also be parked at parking meter spaces for either cars or motorcycles, as long as you pay for the meter time and do not park longer than allowed.



If you park on the sidewalk, or use the sidewalk to access a bicycle rack or moped parking area, remember that it is illegal to operate your moped on the sidewalk. You have to walk your moped on the sidewalk at all times.



The University of Wisconsin requires a moped parking permit and has designated moped parking areas throughout campus. On campus you can only park in these spaces, and only with the permit. For moped permit and parking location information, contact UW Transportation Services at 263-6666 or www.wisc.edu/trans

